

A Theory of Equivalent Expectation Measures for Expected Prices of Contingent Claims

Sanjay K. Nawalkha and Xiaoyang Zhuo*

June 26, 2020

Abstract

This paper introduces a theory of *equivalent expectation measures*, such as the \mathbb{R} measure and the \mathbb{R}_1^T measure, generalizing the martingale pricing theory of [Harrison and Kreps \(1979\)](#) for deriving analytical solutions of *expected* prices—both the expected current price and the expected future price—of contingent claims. We also present new *R*-transforms which extend the *Q*-transforms of [Bakshi and Madan \(2000\)](#) and [Duffie et al. \(2000\)](#), for computing the *expected* prices of a variety of standard and exotic claims under a broad range of stochastic processes. Finally, as a generalization of [Breedon and Litzenberger \(1978\)](#), we propose a new concept of the expected *future state price density* which allows the estimation of the expected future prices of complex European contingent claims as well as the physical density of the underlying asset's future price, using the *current prices* and *only the first return moment* of standard European OTM call and put options.

Keywords: Equivalent expectation measure theory, \mathbb{R} measure, \mathbb{R}_1^T measure, Risk-neutral measure, Forward measure, Contingent claims, Expected returns

*Sanjay K. Nawalkha (e-mail: nawalkha@isenberg.umass.edu) is with the Isenberg School of Management, University of Massachusetts, MA, USA. Xiaoyang Zhuo (e-mail: zhuoxy@pbcfsf.tsinghua.edu.cn) is with the PBC School of Finance, Tsinghua University, Beijing, China. We gratefully acknowledge the comments and feedback of Fousseni Chabi-Yo, Darrell Duffie, Jens Jackwerth, Nikunj Kapadia, Hossein Kazemi, Longmin Wang, Yongjin Wang, and Hao Zhou. This version is available at the arXiv, Open Science Framework (OSF), and SSRN.

Contents

1	Introduction	1
2	The Equivalent Expectation Measure Theory	6
2.1	Main Theorem	9
2.2	Properties of the \mathbb{R}^* and \mathbb{R}_1^* Measures	11
2.3	A Classification of the Equivalent Expectation Measures	13
3	Applications of Equivalent Expectation Measures	14
3.1	The \mathbb{R} Measure	15
3.1.1	The Black-Scholes Model	15
3.1.2	The Affine Term Structure Models	17
3.2	The \mathbb{R}_1^T Measure	24
3.2.1	The Geman and Jamshidian Models	24
3.2.2	The Collin-Dufresne and Goldstein Model	25
4	The R-Transforms	27
4.1	The R -Transform	28
4.2	The Extended R -Transform	31
4.3	Applications of the R -Transforms	32
4.3.1	Stochastic Volatility Jump-Based Equity Option Model	34
4.3.2	Expected Option Return Simulation	38
4.3.3	Other Models	39
5	No-Arbitrage Results	39
5.1	The Expected FSPD: An Extension of Breeden and Litzenberger (1978) . . .	41
5.2	Computing the Expected Prices of Complex Claims using the Expected FSPD	42
5.3	Obtaining the Physical Density from the Expected Holding-to-Maturity Op- tion Returns	45
6	Extensions and Conclusion	47
	Appendix	50
A	The Proofs	50
A.1	Proof of Theorem 1	50
A.2	Proof of Proposition 1	52

A.3	Proof of Proposition 2	53
A.4	Proof of Proposition 3	53
A.5	Proof of the Black-Scholes Model	54
A.6	Proof of Proposition 4	56
A.7	Proof of Proposition 5	57
A.8	Proof of Proposition 6	58
A.9	Proof of Theorem 2	59
B	Equivalent Expectation Measures for Multidimensional Stochastic Processes	60
B.1	The \mathbb{R} Measure for Multidimensional Brownian Motions	60
B.2	The \mathbb{R}_1^T Measure for Multidimensional Brownian Motions	62
B.3	The \mathbb{R} Measure for Lévy Jump Processes	63
References		69
Figures		77
Tables		78
A Internet Appendix		1
IA	The \mathbb{R}_2^* Measure	1
IB	Expected Option Prices under the Margrabe Model	2
IC	Expected Bond Prices under the $A_{1r}(3)$ Model	3
ID	Expected Bond Prices under the Quadratic Term Structure Model	6
IE	Expected Prices of Interest Rate Derivatives	9
IF	Expected Option Prices under the CGMY Lévy Model	15
IG	Expected Return Simulation	18
IH	A Procedure to Extract the Expected FSPD	22
Figures		24
Tables		30

1 Introduction

This paper introduces a theory of *equivalent expectation measures* generalizing the martingale pricing theory of [Harrison and Kreps \(1979\)](#) for deriving analytical solutions of *expected* prices—both the expected current price and the expected future price—of contingent claims. The martingale pricing theory (MPT) of [Harrison and Kreps \(1979\)](#) and [Harrison and Pliska \(1981\)](#) has revolutionized the field of financial valuation. This theory allows the application of equivalent martingale measures (EMMs)—such as the risk-neutral measure \mathbb{Q} , and the forward measure¹ \mathbb{Q}^T —to different types of contingent claims and alternative stochastic processes, extending the option pricing models of [Black and Scholes \(1973\)](#) and [Merton \(1973\)](#) and formalizing the risk-neutral valuation approach pioneered by [Cox and Ross \(1976\)](#). Under the MPT, every EMM is associated with a specific numeraire asset. By the first fundamental theorem of asset pricing, the absence of arbitrage is equivalent to the existence of at least one EMM under which the price of any asset discounted by the price of the numeraire asset is a martingale. The given EMM is also unique if the markets are complete by the second fundamental theorem of asset pricing.²

The risk-neutral measure \mathbb{Q} and the forward measure \mathbb{Q}^T are the most widely used EMMs in the financial markets. Extending [Heston's \(1993\)](#) Fourier inversion framework, [Bakshi and Madan \(2000\)](#) and [Duffie et al. \(2000\)](#) develop multivariate transforms based upon the \mathbb{Q} measure for pricing a wide variety of contingent claims in incomplete markets with stochastic volatility and jump-based price processes. The analytical and numerical flexibility provided by these EMMs and the transforms have led to a plethora of valuation models used in the Treasury bond market, the corporate bond market, and the financial derivatives market all over the world. The combined market value of these security markets in which these EMMs are routinely used is significantly greater than the world equity market.

Despite the ubiquitous applications of the \mathbb{Q} and \mathbb{Q}^T measures (and the associated transforms based upon the \mathbb{Q} measure) for the valuation of Treasury bonds, corporate bonds, and financial derivatives, an important gap remains in the understanding of the returns of these financial securities. For example, consider the following questions from the perspective of a buy-side investment firm: What is the expected return of a 10-year Treasury bond over the next two months under the $A_1(3)$ affine model of [Dai and Singleton \(2000\)](#)? What is the expected return of a 5-year, A-rated corporate bond over the next quarter under the

¹See [Jamshidian \(1989\)](#); [Geman et al. \(1995\)](#).

²The origins of the first fundamental theorem of asset pricing can be traced to [Ross \(1977, 1978\)](#), before its formal development by [Harrison and Kreps \(1979\)](#). The second fundamental theorem of asset pricing is given by [Harrison and Pliska \(1981\)](#). See also [Artzner and Heath \(1995\)](#), [Bättig et al. \(1999\)](#), and [Battig and Jarrow \(1999\)](#).

stationary-leverage ratio model of [Collin-Dufresne and Goldstein \(2001\)](#)? What is the expected return of a call option on a stock over the next month under the SVJ model of [Pan \(2002\)](#) or under the CGMY model of [Carr et al. \(2002\)](#)? What is the expected return over the next quarter on a long position in an interest rate cap, under the QTSM3 interest rate model of [Ahn et al. \(2002\)](#)? While the current prices of these financial securities have analytical solutions under all of the above-mentioned models, the analytical solutions of the *expected future prices* of these securities—which are necessary inputs for computing expected returns—over an arbitrary finite horizon H , do not exist in the finance literature.

Estimating expected returns becomes difficult, if not impossible, for most buy-side firms and other buy-and-hold investors—who do not continuously rebalance and hedge their portfolios—without the analytical solutions of expected future prices of the financial securities in their portfolios. This problem is faced not just by sophisticated hedge fund managers who hold complex contingent claims, but also by numerous asset managers at mutual funds, banks, insurance companies, and pension funds, who hold the most basic financial securities, such as the U.S. Treasury bonds and corporate bonds. In an insightful study, [Becker and Ivashina \(2015\)](#) illustrate this problem in the context of insurance companies, whose asset managers reach for higher (promised) yields, and not necessarily higher expected returns. They find that the “yield-centered” holdings of insurance companies are related to the business cycle, being most pronounced during economic expansions. More generally, it is common to use metrics based upon yield, rating, sector/industry, optionality, and default probability, to make portfolio holding decisions by fixed income asset managers. Since expected returns are not modeled *explicitly*, these metrics provide at best only rough approximations, and at worst counter-intuitive guidance about the ex-ante expected returns as shown by [Becker and Ivashina \(2015\)](#). This is quite unlike the equity markets, where much effort is spent both by the academics and the portfolio managers for obtaining the conditional estimates of the expected returns on stocks. Part of this widespread problem in the fixed income markets and the financial derivatives markets is due to the lack of a simple and parsimonious framework that can guide the conditional estimation of finite-horizon expected returns. This paper fills this gap in the finance theory.

The main contribution of this paper is to provide a general framework for the derivation of an analytical solution of the *expected price* (both the current price and the expected future price) of a contingent claim under virtually any model which admits an analytical solution to the claim’s current price using an equivalent martingale measure. To the extent the expected future price of a contingent claim is a sufficient input for computing its expected return—which is true for many or most contingent claims—the results of this paper can be used for computing the expected return of the claim over any finite horizon less than or

equal to the expiration/maturity date of the claim. When the expected future price is only a necessary but not a sufficient input for computing the expected return, the results of this paper would have to be extended to compute the expected return of the claim. We consider some examples of how such extensions can be made in section 6 of this paper. We will use the expressions “expected future price” and “expected price” interchangeably to mean the time t expectation of the future price of the contingent claim at time H , where $t \leq H$.

In order to derive the analytical solution of the expected price of a contingent claim, our theoretical framework requires the construction of a new class of equivalent probability measures called the “equivalent expectation measures (EEMs)”, as generalizations of the EEMs of Harrison and Kreps (1979). We find that multiple classes of EEMs can be derived, out of which the EEMs in two classes, given as the \mathbb{R}^* class and the \mathbb{R}_1^* class, are the most useful. Section 2 develops a formal theory of equivalent expectations measures, focusing specifically on the EEMs in the \mathbb{R}^* class and the \mathbb{R}_1^* class. We discuss the main properties of the EEMs in these two classes and provide a finer classification of the EEMs within each class based upon some commonly used numeraires. We identify three specific EEMs within each of these two classes, corresponding to the three numeraires given as the money market account, the T -maturity pure discount bond, and a general traded asset, respectively, resulting in a total of six EEMs. Out of these six EEMs, we find that only three EEMs are useful for obtaining the analytical solutions of the expected prices of contingent claims, given as follows:

- i) the \mathbb{R} measure from the \mathbb{R}^* class, corresponding to the risk-neutral measure \mathbb{Q} of Black-Scholes-Merton (Black and Scholes, 1973; Merton, 1973), Cox and Ross (1976), and Harrison and Kreps (1979);
- ii) the \mathbb{R}_1^T measure from the \mathbb{R}_1^* class, corresponding to the forward measure \mathbb{Q}^T of Geman (1989) and Jamshidian (1989), and Geman et al. (1995);
- iii) the \mathbb{R}_1^S measure from the \mathbb{R}_1^* class, corresponding to the generalized \mathbb{Q}^S measure of Geman et al. (1995).

The three EEMs, \mathbb{R} , \mathbb{R}_1^T , and \mathbb{R}_1^S , can be used to derive analytical solutions of the expected prices of contingent claims that are priced under the following models: the equity option model of Black-Scholes-Merton; the corporate debt pricing models of Merton (1974), Black and Cox (1976), Leland and Toft (1996), Jarrow et al. (1997), and Collin-Dufresne and Goldstein (2001); the affine term structure models of Dai and Singleton (2000, 2002) and Collin-Dufresne et al. (2008); the quadratic term structure models of Ahn et al. (2002) and Leippold and Wu (2003); the selected Heath et al. (1992) forward rate-based term structure models with closed-form bond option formulas; the credit default swap pricing model of Longstaff et al. (2005); the VIX futures and the variance swaps models of Dew-Becker et al.

(2017), Eraker and Wu (2017), Johnson (2017), Cheng (2019), and Hu and Jacobs (2020a);³ the exchange option pricing model of Margrabe (1978); and the currency option pricing models of Grabbe (1983) and Amin and Jarrow (1991), among others. Section 3 and the Internet Appendix (sections IB, IC, and ID) obtain the analytical solutions of the expected prices of contingent claims using some of the above models.

Section 4 applies the EEM theory to obtain the expected prices of a wide variety of contingent claims that are priced by the transform-based methods of Bakshi and Madan (2000), Duffie et al. (2000), and Chacko and Das (2002). Unlike the traditional contingent claim models considered in section 3, which require different numeraires—the selection of which depends upon the type of payoff structure and whether the short rate is constant or stochastic—for obtaining the analytical solutions of the expected prices of the claims, the transform-based methods can obtain the analytical solutions of the expected prices of the claims using virtually any numeraire, with enough flexibility built in the form of the transform itself. Since the money market account is the most natural numeraire, we use this numeraire and the corresponding EEM \mathbb{R} from the \mathbb{R}^* class to derive the R -transforms as extensions of the “ Q -transforms” of Bakshi and Madan (2000), Duffie et al. (2000), and Chacko and Das (2002).⁴ The R -transforms nest the corresponding Q -transforms for the special case when $t = H$.

The R -transforms can be used to derive analytical solutions of the expected prices of contingent claims that are priced under the following models: the affine option pricing models of Heston (1993), Bates (1996, 2000), Bakshi et al. (1997), Pan (2002), Bakshi and Madan (2000), Duffie et al. (2000), and Chacko and Das (2002); the Lévy option pricing models of Carr et al. (2002) and Carr and Wu (2003); the bond option pricing models in the maximal affine classes by Dai and Singleton (2000, 2002), Collin-Dufresne et al. (2008), Collin-Dufresne et al. (2009), and in the maximal quadratic class by Ahn et al. (2002), among others. Section 4.3 and Internet Appendix (sections IE, IF) obtain the analytical solutions of the expected prices of equity options and a variety of interest rate derivatives using some of the above models.

We wish to underscore an important point regarding the derivations of the expected prices of different contingent claims in sections 3 and 4.3. The derivation of the analytical solution of a contingent claim’s expected price at a finite horizon date H , using an EEM, requires

³Eraker and Wu (2017), Cheng (2019), and Hu and Jacobs (2020a) consider only VIX futures and not variance swaps. Dew-Becker et al. (2017) and Johnson (2017) consider both VIX futures and variance swaps.

⁴We label the transforms of Bakshi and Madan (2000), Duffie et al. (2000), and Chacko and Das (2002) as “ Q -transforms” because all of these transforms are derived to compute the current prices of contingent claims under \mathbb{Q} , and to distinguish these transforms from the “ R -transforms” presented in section 4 of this paper.

about the same theoretical effort as required for the derivation of the analytical solution of the contingent claim’s current price using the associated EMM. Similarly, the derivation of the analytical solution of a contingent claim’s expected price at a finite horizon date H , using an R -transform requires about the same theoretical effort as required for the derivation of the analytical solution of the contingent claim’s current price using the associated Q -transform. Moreover, the analytical solution of the expected price is similar to the analytical solution of the current price, with a few extra parameters related to the market prices of risk and the time H parameter. Since the EEMs and the R -transforms provide a *single analytical solution* for the expected price (which includes both the current price for $H = t$, and the expected future price for all $H > t$), and since a given EEM and a given R -transform always nest the associated EMM and the associated Q -transform, respectively, for the special case when $t = H$, *all future work* on the derivations of the analytical solutions of the expected prices of contingent claims can use either the EEMs or the R -transforms instead of using the associated EMMs or the associated Q -transforms, respectively. Since the expected price is the most relevant input, and in many cases the only input required for computing the expected return of a contingent claim, the use of the EEMs or the R -transforms kills two birds with one stone—it allows the derivation of a single analytical solution that does both *valuation* and computes the *expected return* of the claim.

Section 5 extends the Breeden and Litzenberger (1978) framework to derive some general “no-arbitrage” results related to the EEM theory that do not depend upon the specific parametric assumptions for the underlying return generating process. First, we demonstrate that the second derivative of the expected future price of a standard European call option with respect to the strike price gives the expected *future state price density* (FSPD). Theorem 2 in this section shows that the expected FSPD equals the discounted \mathbb{R}_1^T probability density, similar to how the state price density or SPD equals the discounted \mathbb{Q}^T forward probability density.⁵ Second, we demonstrate that the expected FSPD can be obtained from the expected returns of standard European call and put options estimated using historical option price data, and then can be used for estimating the expected future prices (and expected returns) of a wider range of complex European contingent claims with terminal payoffs that are arbitrary functions of the underlying asset’s future price. Finally, we show that the expected terminal FSPD estimated using *only the first moment* of the “holding-to-maturity” returns of standard European OTM call and put options provides an estimate of the physical density of the expected future price of the underlying asset.

⁵Though Breeden and Litzenberger (1978) do not explicitly differentiate between the risk-neutral measure \mathbb{Q} and the forward measure \mathbb{Q}^T , the above result holds assuming that the state price density *strictly means* the Arrow-Debreu price density.

The final section considers some theoretical extensions and empirical research implications of the EEM theory presented in this paper and provides the concluding remarks. Some of the proofs of the theorems and the propositions are provided in the Appendix, and some of the models are presented in the Internet Appendix.

2 The Equivalent Expectation Measure Theory

Consider a contingent claim denoted by F , with a maturity/expiration date T on which the claim pays out a single contingent cash flow. The cash flow can depend upon the entire history of the underlying state variables in arbitrary ways (as in the papers of [Harrison and Kreps, 1979](#); [Bakshi and Madan, 2000](#); [Duffie et al., 2000](#); [Chacko and Das, 2002](#)), allowing a variety of regular and exotic contingent claims, such as Asian options, barrier options, and other claims, which make a single payment at a fixed terminal date T .

We fix a probability space $(\Omega, \mathcal{F}, \mathbb{P})$ and a filtration \mathcal{F}_s , $0 \leq s \leq T \leq S$, satisfying the usual conditions,⁶ where S is a fixed terminal date and \mathbb{P} is the physical probability measure. We *assume* that the contingent claim is being valued by a unique EMM \mathbb{Q}^* defined on (Ω, \mathcal{F}) , which uses a traded asset G as the numeraire for valuing the claim.⁷ The absence of arbitrage guarantees that the process F_s/G_s is a martingale under \mathbb{Q}^* for all $0 \leq s \leq T$ (see [Harrison and Kreps, 1979](#)). According to the martingale valuation results (see, e.g., [Geman et al., 1995](#); [Björk, 2009](#), Theorem 26.2), the current time t price of the claim is given as

$$F_t = G_t \mathbb{E}_t^{\mathbb{Q}^*} \left[\frac{F_T}{G_T} \middle| \mathcal{F}_t \right]. \quad (1)$$

Due to the equivalence of \mathbb{Q}^* and \mathbb{P} , there exists an almost surely positive random variable L_T^* such that

$$\mathbb{Q}^*(A) = \int_A L_T^*(\omega) d\mathbb{P}(\omega) \quad \text{for all } A \in \mathcal{F}_T, \quad (2)$$

where L_T^* is the Radon-Nikodým derivative of \mathbb{Q}^* with respect to \mathbb{P} , and we can write it as

$$L_T^* = \frac{d\mathbb{Q}^*}{d\mathbb{P}} \Big|_{\mathcal{F}_T},$$

⁶ \mathcal{F}_s is right-continuous and \mathcal{F}_0 contains all the P -negligible events in \mathcal{F} .

⁷The numeraire G could be the money market account, zero-coupon bond, or any other asset, for instance, stock, commodity, etc.

with $\mathbb{E}[L_T^*] = 1$. The Radon-Nikodým derivative process is defined as

$$L_s^* = \mathbb{E}[L_T^* | \mathcal{F}_s], \text{ or } L_s^* = \frac{d\mathbb{Q}^*}{d\mathbb{P}} \Big|_{\mathcal{F}_s}, \text{ for } 0 \leq s \leq T. \quad (3)$$

Though equation (1) solves the contingent claims valuation problem, it does not address the next most important issue for investors, which is computing the expected return of a contingent claim over a given finite horizon H . The analytical solution of both the current price and the expected return of the claim requires the analytical solution of the *expected price* of the claim, $\mathbb{E}_t[F_H]$, which can be solved as follows, using equation (1):

$$\mathbb{E}_t[F_H] = \mathbb{E}_t^{\mathbb{P}} \left[G_H \mathbb{E}_H^{\mathbb{Q}^*} \left[\frac{F_T}{G_T} \mid \mathcal{F}_H \right] \mid \mathcal{F}_t \right]. \quad (4)$$

When $t = H$, the above expectation gives the current price of the claim. When $t < H$, the above expectation gives the expected future price of the claim. The expected future price and the current price can be used to obtain the expected return of the claim.

Surprisingly, analytical solutions of the above equation for different contingent claim models do not exist in the finance literature except for two minor exceptions. The first exception is Rubinstein's (1984) formula for the expected future price of a European equity option, which assumes that the underlying asset price follows a geometric Brownian motion. The second exception is computing the expected future price of a contingent claim over the horizon *equal* to its maturity/expiration date T , for which the expectation $\mathbb{E}_t[F_T]$ can be solved directly under those models that allow analytical solutions of the claim's current price. The last observation has been used in recent papers (see, e.g., Broadie et al., 2009; Chaudhuri and Schroder, 2015; Hu and Jacobs, 2020b) to derive analytical solutions of the expected returns of “held-to-expiration” options under stochastic volatility jump models.

However, more generally, when the horizon H is neither equal to t , nor equal to T , equation (4) cannot easily be used to derive analytical solutions of $\mathbb{E}_t[F_H]$, under even those contingent claim models that admit an analytical solution to the claim's current price. The main reason for this is that the law of iterated expectations cannot be used since the inner and the outer expectations are not under the same probability measure in equation (4). The kernel of the main idea underlying this paper is to ensure that the inner and the outer expectations in equation (4) are under the *same probability measure*, thereby allowing the use of the law of iterated expectations. To use this law, we propose a new equivalent probability measure \mathbb{R}^* in Theorem 1 (see section 2.1), under which the following two conditions are met for all $0 \leq t \leq H \leq T$:

C1. The conditional \mathbb{P} probabilities at time t of events occurring at time H are the same as

the corresponding conditional \mathbb{R}^* probabilities of those events.

C2. The conditional \mathbb{Q}^* probabilities at time H of events occurring at time T are the same as the corresponding conditional \mathbb{R}^* probabilities of those events.

For illustrative purpose assume that the EMM $\mathbb{Q}^* = \mathbb{Q}$ for the special case when the numeraire G is the money market account, and let $\mathbb{R}^* = \mathbb{R}$ be the equivalent probability measure that satisfies the above two conditions under this special case. A simple and intuitive demonstration of the \mathbb{R} measure that satisfies the above two conditions is made using a discrete 3-year binomial tree example in Figure 1(a), in which the current time $t = 0$, $H = 2$ years, $T = 3$ years, and the 1-year short rate is constant.

More generally, if both the above conditions are satisfied, then equation (4) can be simplified using iterated expectations under the \mathbb{R}^* measure as follows:

$$\begin{aligned}\mathbb{E}_t[F_H] &= \mathbb{E}_t^{\mathbb{R}^*} \left[G_H \mathbb{E}_H^{\mathbb{R}^*} \left[\frac{F_T}{G_T} \mid \mathcal{F}_H \right] \mid \mathcal{F}_t \right] \\ &= \mathbb{E}_t^{\mathbb{R}^*} \left[\mathbb{E}_H^{\mathbb{R}^*} \left[G_H \frac{F_T}{G_T} \mid \mathcal{F}_H \right] \mid \mathcal{F}_t \right] \\ &= \mathbb{E}_t^{\mathbb{R}^*} \left[G_H \frac{F_T}{G_T} \mid \mathcal{F}_t \right].\end{aligned}\tag{5}$$

We find that equation (5) provides an analytical solution of the expected price of a contingent claim at a finite horizon date H for most *but not all* contingent claim models that admit an analytical solution to the time t price of the claim. For those models which do not lead to analytical solutions using equation (5), consider separating the single expectation of the expression $G_H F_T / G_T$ into a product of *two* expectations, as follows:

$$\begin{aligned}\mathbb{E}_t[F_H] &= \mathbb{E}_t^{\mathbb{R}^*} [G_H \mid \mathcal{F}_t] \mathbb{E}_t^{\mathbb{R}_1^*} \left[\frac{F_T}{G_T} \mid \mathcal{F}_t \right] \\ &= \mathbb{E}_t^{\mathbb{P}} [G_H \mid \mathcal{F}_t] \mathbb{E}_t^{\mathbb{R}_1^*} \left[\frac{F_T}{G_T} \mid \mathcal{F}_t \right],\end{aligned}\tag{6}$$

where for any \mathcal{F}_T -measurable variable Z_T , \mathbb{R}_1^* is defined with respect to \mathbb{R}^* as follows:

$$\mathbb{E}_t^{\mathbb{R}_1^*}[Z_T] = \mathbb{E}_t^{\mathbb{R}^*} \left[\frac{G_H}{\mathbb{E}_t^{\mathbb{R}^*}[G_H]} \cdot Z_T \mid \mathcal{F}_t \right].\tag{7}$$

Of course, equation (6) is not the only way to separate the expectation of the expression $G_H F_T / G_T$ in equation (5) into a product of two or more expectations. Another way may be to separate this expectation into a product of the expectations of G_H / G_T and F_T using another equivalent probability measure obtained as yet another transformation of the \mathbb{R}^*

measure, similar to the transformation shown in equation (7).⁸ A final way may be to separate this expectation into a product of three expectations of G_H , F_T , and $1/G_T$ using even more equivalent probability measures. However, we find that the expectations given under the two equivalent probability measures \mathbb{R}^* and \mathbb{R}_1^* on the right hand side of the two equations (5) and (6), respectively, are *sufficient* for obtaining the analytical solutions of the expected prices of contingent claims under all models in finance that admit analytical solutions to the current prices of these claims.

In this paper we study the properties of the two measures \mathbb{R}^* and \mathbb{R}_1^* , and then, using these measures, we derive the analytical solutions of the expected prices of a variety of contingent claims under the major classes of contingent claim valuation models used in the equity, interest rate, and credit risk areas of finance. To get more insight into these two measures, recall that i) the \mathbb{R}^* measure was proposed in equation (5) as a hybrid of the physical measure \mathbb{P} and the equivalent martingale measure \mathbb{Q}^* using a general numeraire G , and ii) the \mathbb{R}_1^* measure is obtained as a transformation of the \mathbb{R}^* measure given in equation (7) using the numeraire G . Since the \mathbb{R}^* and \mathbb{R}_1^* measures are obtained as *hybrid* measures with probability information from both the physical measure \mathbb{P} , and the equivalent martingale measure \mathbb{Q}^* , they do not belong in the class of *equivalent martingale measures* (EMMs) of Harrison and Kreps (1979). Moreover, since the \mathbb{R}^* and \mathbb{R}_1^* measures are equivalent probability measures (as shown in Theorem 1) and are used for obtaining the expectation $\mathbb{E}_t[F_H]$ in equations (5) and (6), respectively, we denote these measures as *equivalent expectation measures* (EEMs).

2.1 Main Theorem

The discussion until now has *assumed* the existence of an equivalent expectation measure \mathbb{R}^* , which satisfies conditions C1 and C2 given above. The existence of the \mathbb{R}^* measure also guarantees the existence of the \mathbb{R}_1^* measure as defined in equation (7). We now present the main theorem of this paper which derives the \mathbb{R}^* and \mathbb{R}_1^* measures *formally*. The theorem demonstrates that both \mathbb{R}^* and \mathbb{R}_1^* are equivalent probability measures and derives their Radon-Nikodým derivatives with respect to the physical probability measure \mathbb{P} . After presenting Theorem 1, we study the properties of the \mathbb{R}^* and \mathbb{R}_1^* measures. We show that the

⁸ This can be done as follows: Let $\mathbb{E}_t[F_H] = \mathbb{E}_t^{\mathbb{R}^*} \left[\frac{G_H}{G_T} \middle| \mathcal{F}_t \right] \mathbb{E}_t^{\mathbb{R}_2^*} [F_T \middle| \mathcal{F}_t]$, where for any \mathcal{F}_T -measurable variable Z_T , \mathbb{R}_2^* is defined with respect to \mathbb{R}^* as follows:

$$\mathbb{E}_t^{\mathbb{R}_2^*}[Z_T] = \mathbb{E}_t^{\mathbb{R}^*} \left[\frac{G_H/G_T}{\mathbb{E}_t^{\mathbb{R}^*}[G_H/G_T]} \cdot Z_T \middle| \mathcal{F}_t \right].$$

We show in the Internet Appendix IA that if the numeraires are restricted to be either the money market account or the pure discount bond, then the \mathbb{R}_1^* measure subsumes the \mathbb{R}_2^* measure.

\mathbb{R}^* measure satisfies conditions C1 and C2, which were *assumed* to hold in order to derive the expectations in equations (5) and (6). We use $\mathbb{E}[\cdot]$ and $\mathbb{E}^{\mathbb{P}}[\cdot]$ interchangeably to denote expectation under the physical measure \mathbb{P} .

Theorem 1 (i) For a fixed H with $0 \leq H \leq T$, define a process $\mathcal{L}_s^*(H)$ as

$$\mathcal{L}_s^*(H) = \begin{cases} \frac{L_s^*}{L_H^*}, & \text{if } H \leq s \leq T, \\ 1, & \text{if } 0 \leq s < H. \end{cases} \quad (8)$$

Let

$$\mathbb{R}^*(A) = \int_A \mathcal{L}_T^*(H; \omega) d\mathbb{P}(\omega) \quad \text{for all } A \in \mathcal{F}_T, \quad (9)$$

then the absence of arbitrage implies that \mathbb{R}^* is a probability measure equivalent to \mathbb{P} , and $\mathcal{L}_s^*(H)$ is the Radon-Nikodým derivative process of \mathbb{R}^* with respect to \mathbb{P} .

(ii) For a fixed H with $0 \leq H \leq T$, define a process $\mathcal{L}_{1s}^*(H)$ as

$$\mathcal{L}_{1s}^*(H) = \begin{cases} \frac{G_H}{\mathbb{E}_0^{\mathbb{P}}[G_H]} \cdot \frac{L_s^*}{L_H^*}, & \text{if } H \leq s \leq T, \\ \frac{\mathbb{E}_s^{\mathbb{P}}[G_H]}{\mathbb{E}_0^{\mathbb{P}}[G_H]}, & \text{if } 0 \leq s < H. \end{cases} \quad (10)$$

Let

$$\mathbb{R}_1^*(A) \triangleq \int_A \mathcal{L}_{1T}^*(H; \omega) d\mathbb{P}(\omega) \quad \text{for all } A \in \mathcal{F}_T, \quad (11)$$

then the absence of arbitrage implies that \mathbb{R}_1^* is a probability measure equivalent to \mathbb{P} , and $\mathcal{L}_{1s}^*(H)$ is the Radon-Nikodým derivative process of \mathbb{R}_1^* with respect to \mathbb{P} .

(iii) For all $0 \leq t \leq H \leq T$, the expected price of the contingent claim at the horizon date H , $\mathbb{E}_t[F_H]$,⁹ can be obtained by equations (5) and (6), using the equivalent expectation measures \mathbb{R}^* and \mathbb{R}_1^* , respectively, as defined above.

Proof. See Appendix A.1. ■

The EEMs \mathbb{R}^* and \mathbb{R}_1^* proposed in Theorem 1 provide a significant generalization of the risk-neutral valuation approach of Black-Scholes-Merton and Cox and Ross (1976), the

⁹We use $\mathbb{E}_t[\cdot]$ and $\mathbb{E}_t[\cdot|\mathcal{F}_t]$ interchangeably, as we denote by \mathbb{E}_t the conditional expectation with respect to the filtration $\{\mathcal{F}_t\}_{t \geq 0}$, i.e. $\mathbb{E}_t[\cdot] = \mathbb{E}[\cdot|\mathcal{F}_t]$.

martingale pricing theory of [Harrison and Kreps \(1979\)](#), and the different EMMs given by [Geman \(1989\)](#), [Jamshidian \(1989\)](#), and [Geman et al. \(1995\)](#). Since the expected price in equations (5) and (6) solves both the current price (i.e., for all $0 \leq t = H \leq T$) and the expected future price (i.e., for all $0 \leq t < H \leq T$) using a *single analytical solution*, it would be advantageous for researchers to use the *equivalent expectation measures* \mathbb{R}^* and \mathbb{R}_1^* instead of using the *equivalent martingale measure* \mathbb{Q}^* for the derivations of analytical solutions in the future work on contingent claims modeling.

2.2 Properties of the \mathbb{R}^* and \mathbb{R}_1^* Measures

This section gives some general properties of the \mathbb{R}^* and \mathbb{R}_1^* measures that provide insights into their relationship with the physical measure \mathbb{P} and the equivalent martingale measure \mathbb{Q}^* . We begin with Proposition 1, which gives the relationship of the \mathbb{R}^* measure with the \mathbb{P} and \mathbb{Q}^* measures.

Proposition 1 *For all $0 \leq t \leq H \leq s \leq T$, the \mathbb{R}^* measure has the following properties:*

- (i) $\mathbb{R}^*(A | \mathcal{F}_t) = \mathbb{P}(A | \mathcal{F}_t)$ for all $A \in \mathcal{F}_H$.
- (ii) $\mathbb{R}^*(A | \mathcal{F}_s) = \mathbb{Q}^*(A | \mathcal{F}_s)$ for all $A \in \mathcal{F}_T$.
- (iii) When $H = T$, $\mathbb{R}^*(A | \mathcal{F}_t) = \mathbb{P}(A | \mathcal{F}_t)$ for all $A \in \mathcal{F}_T$.
- (iv) When $H = t$, $\mathbb{R}^*(A | \mathcal{F}_t) = \mathbb{Q}^*(A | \mathcal{F}_t)$ for all $A \in \mathcal{F}_T$.
- (v) $\mathbb{E}_t^{\mathbb{R}^*} [Z_T | \mathcal{F}_t] = \mathbb{E}_t^{\mathbb{P}} \left[\mathbb{E}_H^{\mathbb{Q}^*} [Z_T | \mathcal{F}_H] | \mathcal{F}_t \right]$ for any random variable Z_T at time T .

Proof. See Appendix A.2. ■

According to property (i) of Proposition 1, the conditional \mathbb{R}^* probabilities at any time t until time H , of the events at time H , are the same as the corresponding \mathbb{P} probabilities of those events, satisfying condition C1 given earlier. According to property (ii) of Proposition 1, the conditional \mathbb{R}^* probabilities at any time s on or after time H , of the events at time T , are the same as the corresponding conditional \mathbb{Q}^* probabilities of those events, satisfying condition C2 given earlier. Properties (iii) and (iv) of Proposition 1 show that the \mathbb{R}^* measure nests both the physical measure \mathbb{P} and the equivalent martingale measure \mathbb{Q}^* . When $H = t$, the \mathbb{R}^* measure becomes the \mathbb{Q}^* measure, and the expected value computing problem becomes the traditional claim pricing problem. When $H = T$, the \mathbb{R}^* measure becomes the \mathbb{P} measure. For all other values of H that are strictly between the current time t and the maturity/expiration date T , the \mathbb{R}^* measure remains a hybrid measure. Property (v) is useful for certain types of problems, such as pricing a pure discount bond, in which it is

easier to obtain the analytical solution of the expected price using the iterated expectation that involves both the \mathbb{P} measure and \mathbb{Q}^* measure.

Proposition 2 *The expectation of the price ratio process F_s/G_s has the following properties:*

- (i) For all $0 \leq H \leq s_1 \leq s_2 \leq T$, $\mathbb{E}_{s_1}^{\mathbb{R}^*} [F_{s_2}/G_{s_2} | \mathcal{F}_{s_1}] = \mathbb{E}_{s_1}^{\mathbb{Q}^*} [F_{s_2}/G_{s_2} | \mathcal{F}_{s_1}] = F_{s_1}/G_{s_1}$.
- (ii) For all $0 \leq s_1 \leq s_2 \leq H \leq T$, $\mathbb{E}_{s_1}^{\mathbb{R}^*} [F_{s_2}/G_{s_2} | \mathcal{F}_{s_1}] = \mathbb{E}_{s_1}^{\mathbb{P}} [F_{s_2}/G_{s_2} | \mathcal{F}_{s_1}] \neq \mathbb{E}_{s_1}^{\mathbb{Q}^*} [F_{s_2}/G_{s_2} | \mathcal{F}_{s_1}] = F_{s_1}/G_{s_1}$.

Proof. See Appendix A.3. ■

According to property (i) of Proposition 2, the price ratio process F_s/G_s is a martingale under \mathbb{R}^* from time H to time T . However, according to property (ii) of Proposition 2, unless $\mathbb{P}(A) = \mathbb{Q}^*(A)$ for all $A \in \mathcal{F}_H$, the price ratio process F_s/G_s is not a martingale under \mathbb{R}^* from time 0 to time H . This shows the essential difference between the equivalent *martingale* measure \mathbb{Q}^* , under which the price ratio F_s/G_s is a martingale from time 0 until time T , and the corresponding equivalent *expectation* measure \mathbb{R}^* under which F_s/G_s is a martingale only from time H until time T .

We now turn our attention to the properties of the \mathbb{R}_1^* measure. Recall that the \mathbb{R}_1^* measure can be obtained as a transformation of the \mathbb{R}^* measure in equation (7), or derived directly from the physical \mathbb{P} measure in equation (11). The properties of \mathbb{R}_1^* are given by the following proposition:

Proposition 3 *For all $0 \leq t \leq H \leq s \leq T$, the \mathbb{R}_1^* measure has the following properties:*

- (i) $\mathbb{R}_1^*(A | \mathcal{F}_t) = \mathbb{E}_t^{\mathbb{P}} \left[\frac{G_H}{\mathbb{E}_t^{\mathbb{P}}[G_H]} \mathbb{1}_A \mid \mathcal{F}_t \right]$ for all $A \in \mathcal{F}_H$.
- (ii) $\mathbb{R}_1^*(A | \mathcal{F}_s) = \mathbb{R}^*(A | \mathcal{F}_s) = \mathbb{Q}^*(A | \mathcal{F}_s)$ for all $A \in \mathcal{F}_T$.
- (iii) When $H = T$, $\mathbb{R}_1^*(A | \mathcal{F}_t) = \mathbb{E}_t^{\mathbb{P}} \left[\frac{G_T}{\mathbb{E}_t^{\mathbb{P}}[G_T]} \mathbb{1}_A \mid \mathcal{F}_t \right]$ for all $A \in \mathcal{F}_T$.
- (iv) When $H = t$, $\mathbb{R}_1^*(A | \mathcal{F}_t) = \mathbb{R}^*(A | \mathcal{F}_t) = \mathbb{Q}^*(A | \mathcal{F}_t)$ for all $A \in \mathcal{F}_T$.
- (v) $\mathbb{E}_t^{\mathbb{R}_1^*} [Z_T | \mathcal{F}_t] = \mathbb{E}_t^{\mathbb{R}^*} \left[\frac{G_H}{\mathbb{E}_t^{\mathbb{R}^*}[G_H]} \cdot Z_T \mid \mathcal{F}_t \right] = \mathbb{E}_t^{\mathbb{P}} \left[\frac{G_H}{\mathbb{E}_t^{\mathbb{P}}[G_H]} \mathbb{E}_H^{\mathbb{Q}^*} [Z_T | \mathcal{F}_H] \mid \mathcal{F}_t \right]$ for any random variable Z_T at time T .

Proof. See Appendix A.4. ■

Properties (ii) and (iv) of Proposition 3 for the \mathbb{R}_1^* measure are identical to the corresponding properties (ii) and (iv) of Proposition 1 for the \mathbb{R}^* measure, respectively. According to property (ii) of Proposition 3, the conditional \mathbb{R}_1^* probabilities at any time s on or after

time H , of the events at time T , are the same as the corresponding conditional \mathbb{R}^* probabilities, as well as the conditional \mathbb{Q}^* probabilities of those events. According to property (iv) of Proposition 3, when $H = t$, the \mathbb{R}_1^* measure becomes the same as the \mathbb{R}^* measure and the \mathbb{Q}^* measure, and the expected value computing problem becomes the traditional claim pricing problem. Properties (i) and (iii) of Proposition 3 for the \mathbb{R}_1^* measure are different from the corresponding properties (i) and (iii) of Proposition 1 for the \mathbb{R}^* measure, respectively. According to property (i) of Proposition 3, the conditional \mathbb{R}_1^* probabilities at any time t until time H , of any events at time H , are not the same as the corresponding \mathbb{P} probabilities of those events, due to an adjustment term equal to $G_H/\mathbb{E}_t^\mathbb{P}[G_H]$, related to the numeraire G . According to property (iii) of Proposition 3, when $H = T$, the \mathbb{R}_1^* measure does not become the \mathbb{P} measure, due to an adjustment term equal to $G_T/\mathbb{E}_t^\mathbb{P}[G_T]$, related to the numeraire G . However, there is one exception to the last argument. When the numeraire G is given as the T -maturity pure discount bond, $P(\cdot, T)$, then $G_T = P(T, T) = 1$. Therefore, for the special case of the numeraire $G = P(\cdot, T)$, property (iii) of Proposition 3 implies that when $H = T$, the \mathbb{R}_1^* measure becomes the \mathbb{P} measure, since $G_T/\mathbb{E}_t^\mathbb{P}[G_T] = P(T, T)/\mathbb{E}_t^\mathbb{P}[P(T, T)] = 1$. Property (v) shows that it is easier to obtain the analytical solution of a contingent claim using the \mathbb{R}_1^* measure directly (whenever this measure leads to an analytical solution), since the term $G_H/\mathbb{E}_t^\mathbb{P}[G_H]$ complicates the solution of the iterated expectation that involves both the \mathbb{P} measure and \mathbb{Q}^* measure.

Finally, though not explicitly stated here in the form of a proposition, it can be shown that similar to the result in Proposition 2 for the \mathbb{R}^* measure, the price ratio process F_s/G_s is a martingale under the \mathbb{R}_1^* measure from time H to time T , but not from time 0 to time H .

2.3 A Classification of the Equivalent Expectation Measures

Until now we have used a general specification of the EMM \mathbb{Q}^* based upon a general numeraire G . According to the results in sections 2.1 and 2.2, for every EMM based on a specific numeraire, there exist at least two specific EEMs corresponding to that numeraire, which can be obtained as special cases of \mathbb{R}^* and \mathbb{R}_1^* , respectively.¹⁰ Thus, \mathbb{R}^* and \mathbb{R}_1^* measures represent *two distinct classes* of equivalent expectation measures (EEMs), and each class consists of multiple EEMs corresponding to the multiple numeraires in that class, respectively. We now consider three specific numeraires which are used commonly in the contingent claims literature, given as the money market account B , the T -maturity pure discount bond $P(\cdot, T)$, and an arbitrary traded asset S (see, e.g., the exchange option model of Margrabe, 1978).

¹⁰Additional EEMs may exist, such as the \mathbb{R}_2^* measure as shown in footnote 8. However, we have found that the EEMs \mathbb{R}^* and \mathbb{R}_1^* are sufficient for all contingent claims applications in finance.

For simplicity of exposition, and also to be consistent with existing contingent claims literature, we denote the \mathbb{Q}^* measures corresponding to these three numeraires (i.e., B , $P(\cdot, T)$, and S), as \mathbb{Q} , \mathbb{Q}^T , and \mathbb{Q}^S , respectively. Using similar notation, we denote

- i) the EEMs in the \mathbb{R}^* class corresponding to the above three numeraires as \mathbb{R} , \mathbb{R}^T , \mathbb{R}^S respectively,
- ii) the EEMs in the \mathbb{R}_1^* class corresponding to the above three numeraires as \mathbb{R}_1 , \mathbb{R}_1^T , and \mathbb{R}_1^S respectively.

We summarize these six EEMs in Table 1. By investigating the major classes of contingent claims models in the equity, interest rate, and credit risk areas of finance, we have found \mathbb{R} , \mathbb{R}_1^T , and \mathbb{R}_1^S as the three EEMs that are useful for computing expected future prices of contingent claims. The next section considers these three EEMs in the context of some commonly used contingent claim models in finance.

[Insert Table 1 about here.]

3 Applications of Equivalent Expectation Measures

This section presents a few examples of the applications of the \mathbb{R} measure, the \mathbb{R}_1^T measure, and the \mathbb{R}_1^S measure for obtaining the analytical solutions of the expected prices of contingent claims using the three numeraires: B , $P(\cdot, T)$, and S , respectively. Section 3.1 presents the applications of the \mathbb{R} measure using the Black and Scholes (1973) option pricing model and the affine term structure models of Dai and Singleton (2000) and Collin-Dufresne et al. (2008). Section 3.2 presents the applications of the \mathbb{R}_1^T measure using the bond option models of Geman (1989) and Jamshidian (1989), and the structural debt pricing model of Collin-Dufresne and Goldstein (2001). The application of the \mathbb{R}_1^S measure is demonstrated in the Internet Appendix IB using the Margrabe (1978) exchange option pricing model. We begin with the following corollary which presents three expectation results that hold under the three EEMs: \mathbb{R} , \mathbb{R}_1^T , and \mathbb{R}_1^S .

Corollary 1 *The expected price of the contingent claim F , can be represented under the \mathbb{R} measure, the \mathbb{R}_1^T measure, and the \mathbb{R}_1^S measure as follows:*

- When the numeraire asset is the money market account, i.e., $G = B = e^{\int_0^T r_u du}$, $\mathbb{R}^* = \mathbb{R}$, and equation (5) becomes

$$\mathbb{E}_t[F_H] = \mathbb{E}_t^{\mathbb{R}} \left[e^{-\int_t^T r_u du} F_T \mid \mathcal{F}_t \right]. \quad (12)$$

- When the numeraire asset is a pure discount bond, i.e., $G = P(\cdot, T)$, $\mathbb{R}_1^* = \mathbb{R}_1^T$, and equation (6) becomes

$$\mathbb{E}_t[F_H] = \mathbb{E}_t^\mathbb{P}[P(H, T) | \mathcal{F}_t] \mathbb{E}_t^{\mathbb{R}_1^T}[F_T | \mathcal{F}_t]. \quad (13)$$

- When the numeraire asset is any arbitrary traded asset, i.e., $G = S$, $\mathbb{R}_1^* = \mathbb{R}_1^S$, and equation (6) becomes

$$\mathbb{E}_t[F_H] = \mathbb{E}_t^\mathbb{P}[S_H | \mathcal{F}_t] \mathbb{E}_t^{\mathbb{R}_1^S}\left[\frac{F_T}{S_T} | \mathcal{F}_t\right]. \quad (14)$$

Proof. Equation (12) is a direct application of equation (5), while equations (13) and (14) are direct applications of equation (6). ■

Notably, we can also write equation (12) as $\mathbb{E}_t[F_H] = \mathbb{E}_t^\mathbb{Q}\left[\frac{L_t}{L_H} e^{-\int_H^T r_u du} F_T | \mathcal{F}_t\right]$, or $\mathbb{E}_t[F_H] = \mathbb{E}_t^\mathbb{P}\left[\frac{L_T}{L_H} e^{-\int_H^T r_u du} F_T | \mathcal{F}_t\right] = \mathbb{E}_t^\mathbb{P}\left[\frac{M_T}{M_H} F_T | \mathcal{F}_t\right]$, where $M_s = L_s/B_s$ is the pricing kernel and M_T/M_s is the stochastic discount factor (SDF) for all $0 \leq s \leq T$.

3.1 The \mathbb{R} Measure

3.1.1 The Black-Scholes Model

The geometric Brownian motion for the asset price process under the [Black and Scholes \(1973\)](#) model is given as follows:

$$\frac{dS_s}{S_s} = \mu ds + \sigma dW_s^\mathbb{P}, \quad (15)$$

where μ is the drift, σ is the volatility, and $W^\mathbb{P}$ is the Brownian motion under the physical measure \mathbb{P} . The Girsanov theorem allows the transformation of Brownian motions under two equivalent probability measures. Defining $W_s^\mathbb{Q} = W_s^\mathbb{P} + \int_0^s \gamma du$, where $\gamma = (\mu - r)/\sigma$ is the market price of risk (MPR), the asset price process under the risk neutral measure \mathbb{Q} is

$$\frac{dS_s}{S_s} = r ds + \sigma dW_s^\mathbb{Q}. \quad (16)$$

Using part (i) of Theorem 1, the Brownian motion under the \mathbb{R} measure is derived in Appendix A.5 as follows:

$$W_s^\mathbb{R} = W_s^\mathbb{P} + \int_0^s \mathbf{1}_{\{u \geq H\}} \gamma du. \quad (17)$$

Substituting $W_s^{\mathbb{P}}$ from the above equation into equation (15) gives the asset price process under the \mathbb{R} measure as follows:

$$\frac{dS_s}{S_s} = (r + \sigma\gamma\mathbb{1}_{\{s < H\}}) ds + \sigma dW_s^{\mathbb{R}} \quad (18)$$

$$= (\mu\mathbb{1}_{\{s < H\}} + r\mathbb{1}_{\{s \geq H\}}) ds + \sigma dW_s^{\mathbb{R}}, \quad (18a)$$

where $\mathbb{1}_{\{\cdot\}}$ is an indicator function which equals 1 if the condition is satisfied (and 0 otherwise).

A highly intuitive property of the \mathbb{R} measure is that any stochastic process under this measure can be obtained by a simple inspection of that process under the \mathbb{P} measure and the \mathbb{Q} measure as follows: The stochastic process under the \mathbb{R} measure is the physical stochastic process *until before the horizon H* , and it becomes the risk-neutral process *on or after the horizon H* . This property follows from properties (i) and (ii) of Proposition 1 and is also consistent with conditions C1 and C2 given earlier. Thus, the asset price process in equation (18a) (which equals equation (18) since $\mu = r + \gamma\sigma$) can be obtained by a simple inspection of the asset price process under the physical measure and the risk-neutral measure, given by equations (15) and (16), respectively. This insight is not limited to only the Black-Scholes model and holds more generally under any contingent claim model that uses the \mathbb{Q} measure for valuation. This insight is also consistent with the triangular relationship between the Brownian motions $W^{\mathbb{R}}$, $W^{\mathbb{Q}}$, and $W^{\mathbb{P}}$, given as follows:

$$W_s^{\mathbb{R}} = \begin{cases} \int_0^H dW_u^{\mathbb{P}} + \int_H^s dW_u^{\mathbb{Q}}, & \text{if } s \geq H, \\ \int_0^s dW_u^{\mathbb{P}}, & \text{if } s < H. \end{cases}$$

The Brownian motion under the \mathbb{R} measure is the same as the Brownian motion under the \mathbb{P} measure from time 0 until time H , and then from time H onwards, it evolves as the Brownian motion under the \mathbb{Q} measure.

To demonstrate the usefulness of the \mathbb{R} measure, consider a European call option C on the asset, maturing at time T with strike price K . Substituting $F_T = C_T = \max(S_T - K, 0) = (S_T - K)^+$ as the terminal payoff from the European call option, equation (12) in Corollary 1 gives

$$\mathbb{E}_t[C_H] = \mathbb{E}_t^{\mathbb{R}} [e^{-r(T-H)}(S_T - K)^+], \quad (19)$$

where C_H is the price of the call option at time H . Since equations (18) and (18a) imply that S_T is lognormally distributed under the \mathbb{R} measure, the expected call price can easily

be solved (see Appendix A.5) and is given as

$$\mathbb{E}_t[C_H] = S_t e^{\mu(H-t)} \mathcal{N}(\hat{d}_1) - K e^{-r(T-H)} \mathcal{N}(\hat{d}_2), \quad (20)$$

where $\mathcal{N}(\cdot)$ is the standard normal cumulative distribution function, and

$$\begin{aligned} \hat{d}_1 &= \frac{\ln(S_t/K) + \mu(H-t) + r(T-H) + \frac{1}{2}\sigma^2(T-t)}{\sigma\sqrt{T-t}}, \\ \hat{d}_2 &= \frac{\ln(S_t/K) + \mu(H-t) + r(T-H) - \frac{1}{2}\sigma^2(T-t)}{\sigma\sqrt{T-t}}. \end{aligned}$$

Rubinstein (1984) first derived this expected price formula by using the property of double integrals of normally distributed variables,¹¹ while our derivation is much simpler.

When $t = H$, the \mathbb{R} measure becomes the risk-neutral measure \mathbb{Q} (see property (iv) of Proposition 1), and equation (19) reduces to the familiar risk-neutral valuation equation,

$$C_t = \mathbb{E}_t^{\mathbb{Q}} [e^{-r(T-t)}(S_T - K)^+]. \quad (21)$$

A simple and intuitive demonstration of the evolution of the asset price process under the \mathbb{R} measure is given by a 3-year binomial tree in Figure 1, in which the current time $t = 0$, $H = 2$ years, and $T = 3$ years. The conditional next-period probabilities are physical from time 0 until before time $H = 2$ years, and become risk-neutral beginning at time $H = 2$ years. The price of an ATM call option on this asset is computed at $H = 2$ years using risk-neutral discounting (see Cox et al., 1979), and then the time $t = 0$ expectation of the future call price is computed using the physical probabilities.

[Insert Figure 1 about here.]

3.1.2 The Affine Term Structure Models

Surprisingly, the analytical solution of the expected price of a T -maturity pure discount bond at time H (for all $t < H < T$), has not been derived under any of the dynamic term structure models, such as the affine models of Dai and Singleton (2000) and Collin-Dufresne et al. (2008), the quadratic model of Ahn et al. (2002), and the forward-rate models of Heath

¹¹Rubinstein (1984) uses the following property of normal distribution:

$$\int_{-\infty}^{\infty} \mathcal{N}(A + Bz) \frac{1}{\sqrt{2\pi}} e^{-z^2/2} dz = \mathcal{N}\left(\frac{A}{\sqrt{1+B^2}}\right).$$

This double integral property is hard to extend to other distributions.

et al. (1992). Using the maximal affine term structure models of Dai and Singleton (2000) as an expositional example, this section shows how such an expectation can be solved under the dynamic term structure models using the \mathbb{R} measure. Substituting $F_T = P(T, T) = 1$ in equation (12) of Corollary 1, the time t expectation of the future price of the pure discount bond at time H can be given under the \mathbb{R} measure as follows:

$$\mathbb{E}_t [P(H, T)] = \mathbb{E}_t^{\mathbb{R}} \left[\exp \left(- \int_H^T r_u du \right) \right]. \quad (22)$$

The above expectation can be generally solved under all dynamic term structure models that admit an analytical solution to the bond's current price,¹² and is mathematically equivalent to the iterated expectation in equation (4), with the money market account as the numeraire, given as follows:

$$\mathbb{E}_t [P(H, T)] = \mathbb{E}_t^{\mathbb{P}} \left[\mathbb{E}_H^{\mathbb{Q}} \left[\exp \left(- \int_H^T r_u du \right) \right] \right]. \quad (23)$$

However, instead of using the above equation to obtain expected (simple) return, empirical researchers in finance have generally used expected *log* returns based upon the following equation:¹³

$$\mathbb{E}_t [\ln P(H, T)] = \mathbb{E}_t^{\mathbb{P}} \left[\ln \left(\mathbb{E}_H^{\mathbb{Q}} \left[\exp \left(- \int_H^T r_u du \right) \right] \right) \right]. \quad (24)$$

Analytical solutions of the *exponentially* affine and *exponentially* quadratic form exist for the inside expectation term $\mathbb{E}_H^{\mathbb{Q}} \left[\exp \left(- \int_H^T r_u du \right) \right]$ in the above equation for the affine and the quadratic term structure models, respectively. Taking the *log* of the exponential-form solution of this inside expectation term simplifies equation (24) considerably since $\log(\exp(x)) = x$. Moreover, for different econometric reasons, researchers have used expected log returns based upon equation (24), instead of using expected simple returns based upon equation (23) for studying default-free bond returns. For example, Dai and Singleton (2002), Bansal and Zhou (2002), Cochrane and Piazzesi (2005), and Eraker et al. (2015), all use $\mathbb{E}_t^{\mathbb{P}} [\ln (P(H, T)/P(t, T))]$ for the models studied in their papers.

We would like to make two important observations in the context of the above discussion.

¹²The only condition required is that the functional forms of the market prices of risks should allow maintaining the similar admissible affine or quadratic forms under both the \mathbb{P} and \mathbb{Q} measures, so that the admissible affine or quadratic form will also apply under the \mathbb{R} measure (which is a hybrid of \mathbb{P} and \mathbb{Q} measures as shown by Proposition 1).

¹³Expected log return is defined as $\mathbb{E}_t [\ln (P(H, T)/P(t, T))]$, and expected simple return is defined as $\mathbb{E}_t [P(H, T) - P(t, T)] / P(t, T)$, where $P(t, T)$ is the current price.

First, an analytical solution of $\mathbb{E}_t [P(H, T)]$ given by equation (22), can be generally derived using the \mathbb{R} measure for any dynamic term structure model which admits an analytical solution for the current price of the zero-coupon bond using the \mathbb{Q} measure. Second, it is generally not possible to know the analytical solution of $\mathbb{E}_t [P(H, T)]$ by knowing the analytical solution of $\mathbb{E}_t [\ln (P(H, T))]$, or vice versa, for most term structure models except over the infinitesimal horizon $H = t + dt$.¹⁴ Thus, even though the estimates of the expected log returns over a finite horizon have been obtained by many researchers (usually using one month returns), such estimates cannot be used by fixed income investors to compute the *expected returns* of bonds and bond portfolios over a finite horizon, without making additional return distribution assumptions.

In order to derive the expected returns of default-free bonds, the following derives the expected price of a pure discount bond at any finite horizon H (for all $t \leq H \leq T$) using the affine term structure models (ATSMs) of Dai and Singleton (2000) and Collin-Dufresne et al. (2008). Collin-Dufresne et al. (2008) present a new method to obtain maximal ATSMs that uses infinitesimal maturity yields and their quadratic covariations as the globally identifiable state variables. The new method allows model-independent estimates for the state vector that can be estimated directly from yield curve data. When using three or less state variables—which is typical in empirical research on term structure models—the new approach of Collin-Dufresne et al. (2008) is consistent with the general framework of Dai and Singleton (2000) given below, but with some clear advantages in the estimation and interpretation of the economic state variables.¹⁵ This framework is also consistent with the unspanned stochastic volatility-based affine term structure models of Collin-Dufresne et al. (2009) with appropriate parameter restriction on the stochastic processes.

Assume that the instantaneous short rate r is an affine function of a vector of N state variables $Y = (Y_1, Y_2, \dots, Y_N)$ (which may be observed as in Collin-Dufresne et al. (2008) or

¹⁴Ito's lemma can be used to obtain $\mathbb{E}_t [P(H, T)]$ from $\mathbb{E}_t [\ln (P(H, T))]$, or vice-versa, when $H = t + dt$, where dt is an infinitesimally small time interval.

¹⁵When using more than three state variables, the maximal affine models of Collin-Dufresne et al. (2008) can have more identifiable parameters than the “maximal” model of Dai and Singleton (2000). For these cases, the framework presented in this paper can be generalized so that the generalized $A_m(N)$ class of maximal affine models can have m square-root processes and $N - m$ Gaussian state variables, but with M number of Brownian motions, such that $N \leq M$. Extending the Dai and Singleton (2000) model so that the number of Brownian motions may exceed the number of state variables ensures that the extended model nests the more general maximal affine models of Collin-Dufresne et al. (2008) when the number of state variables is more than three. For example, Collin-Dufresne et al. present a maximal $A_2(4)$ model which requires 5 Brownian motions in order to be consistent with the Dai and Singleton (2000) framework. Also, see the discussion in Collin-Dufresne et al. (2008, pp. 764-765, and footnote 19).

latent as in Dai and Singleton (2000)), given as

$$r_s = \delta_0 + \sum_{i=1}^N \delta_i Y_{is} \triangleq \delta_0 + \delta_y' Y_s, \quad (25)$$

where Y follows an affine diffusion under the physical measure \mathbb{P} , as follows:

$$dY_s = \mathcal{K}(\Theta - Y_s) ds + \Sigma \sqrt{V_s} dW_s^{\mathbb{P}}. \quad (26)$$

$W^{\mathbb{P}}$ is a vector of N independent standard Brownian motions under \mathbb{P} , Θ is $N \times 1$ vector, \mathcal{K} and Σ are $N \times N$ matrices, which may be nondiagonal and asymmetric, and V is a diagonal matrix with the i th diagonal element given by

$$[V_s]_{ii} = \alpha_i + \beta_i' Y_s. \quad (27)$$

Assume that the market prices of risks, γ_s , are given by

$$\gamma_s = \sqrt{V_s} \gamma, \quad (28)$$

where γ is an $N \times 1$ vector of constants. Using the change of measure, the risk-neutral process for Y is given as,

$$dY_s = [\mathcal{K}(\Theta - Y_s) - \Sigma V_s \gamma] ds + \Sigma \sqrt{V_s} dW_s^{\mathbb{Q}}. \quad (29)$$

Using Theorem 1 and Appendix B.1, the stochastic process for Y under the \mathbb{R} measure is given as follows:

$$dY_s = [\mathcal{K}(\Theta - Y_s) - \mathbf{1}_{\{s \geq H\}} \Sigma V_s \gamma] ds + \Sigma \sqrt{V_s} dW_s^{\mathbb{R}}. \quad (30)$$

Recall from the previous section that any stochastic process under the \mathbb{R} measure is the physical stochastic process until before the horizon H , and it becomes the risk-neutral process on or after the horizon H . Thus, the state variable process under the \mathbb{R} measure in equation (30) can also be obtained by a simple inspection of the state variable process under the \mathbb{P} measure given by equation (26), and under the \mathbb{Q} measure given by equation (29).

As shown by Dai and Singleton (2000), all N -factor ATSMs can be uniquely classified into $N + 1$ non-nested subfamilies $\mathbb{A}_m(N)$, where $m = 0, 1, \dots, N$, indexes the degree of dependence of the conditional variances on the number of state variables Y . The $\mathbb{A}_m(N)$ model must satisfy several parametric restrictions for admissibility as outlined in Dai and

Singleton (2000). Under these restrictions, the expected price of T -maturity pure discount bond is given by the following proposition:

Proposition 4 *The expected price of a T -maturity pure discount bond at time H is given under the $\mathbb{A}_m(N)$ model as follows: For all $t \leq H \leq T$,*

$$\begin{aligned}\mathbb{E}_t[P(H, T)] &= \mathbb{E}_t^{\mathbb{R}} \left[\exp \left(- \int_H^T r_u du \right) \right] = \mathbb{E}_t^{\mathbb{R}} \left[\exp \left(- \int_H^T (\delta_0 + \delta_y' Y_u) du \right) \right] \\ &= \exp \left(-\delta_0(T-H) - A_{\mathcal{K}^*, \Theta^*}^{(0, \delta_y)}(T-H) - A_{\mathcal{K}, \Theta}^{(b_1, 0)}(H-t) - B_{\mathcal{K}, \Theta}^{(b_1, 0)}(H-t)' Y_t \right),\end{aligned}\tag{31}$$

where

$$b_1 = B_{\mathcal{K}^*, \Theta^*}^{(0, \delta_y)}(T-H), \quad \mathcal{K}^* = \mathcal{K} + \Sigma \Phi, \quad \Theta^* = \mathcal{K}^{*-1}(\mathcal{K}\Theta - \Sigma\Psi),$$

where the i th row of Φ is given by $\gamma_i \beta_i'$, and Ψ is an $N \times 1$ vector whose i th element is given by $\gamma_i \alpha_i$. For any well-behaved $N \times 1$ vectors b, c , Θ and $N \times N$ matrix \mathcal{K} , $A_{\mathcal{K}, \Theta}(\tau) \triangleq A_{\mathcal{K}, \Theta}^{(b, c)}(\tau)$ and $B_{\mathcal{K}, \Theta}(\tau) \triangleq B_{\mathcal{K}, \Theta}^{(b, c)}(\tau)$ are defined by the solution of the following expectation,

$$\mathbb{E}_t^{\mathbb{P}} \left[\exp \left(-b' Y_{t+\tau} - \int_t^{t+\tau} c' Y_u du \right) \right] = \exp \left(-A_{\mathcal{K}, \Theta}(\tau) - B_{\mathcal{K}, \Theta}(\tau)' Y_t \right),$$

and are obtained by solving the following ordinary differential equations (ODEs):

$$\begin{aligned}\frac{dA_{\mathcal{K}, \Theta}(\tau)}{d\tau} &= \Theta' \mathcal{K}' B_{\mathcal{K}, \Theta}(\tau) - \frac{1}{2} \sum_{i=1}^N \left[\Sigma' B_{\mathcal{K}, \Theta}(\tau) \right]_i^2 \alpha_i, \\ \frac{dB_{\mathcal{K}, \Theta}(\tau)}{d\tau} &= -\mathcal{K}' B_{\mathcal{K}, \Theta}(\tau) - \frac{1}{2} \sum_{i=1}^N \left[\Sigma' B_{\mathcal{K}, \Theta}(\tau) \right]_i^2 \beta_i + c,\end{aligned}\tag{32}$$

with the terminal conditions $A_{\mathcal{K}, \Theta}(0) = 0$, $B_{\mathcal{K}, \Theta}(0) = b$. $A_{\mathcal{K}, \Theta}(\tau)$ and $B_{\mathcal{K}, \Theta}(\tau)$ can be solved through numerical procedures such as Runge-Kutta. $A_{\mathcal{K}^*, \Theta^*}(\tau) \triangleq A_{\mathcal{K}^*, \Theta^*}^{(b, c)}(\tau)$ and $B_{\mathcal{K}^*, \Theta^*}(\tau) \triangleq B_{\mathcal{K}^*, \Theta^*}^{(b, c)}(\tau)$ are defined by the solution of the following expectation,

$$\mathbb{E}_H^{\mathbb{Q}} \left[\exp \left(-b' Y_{H+\tau} - \int_H^{H+\tau} c' Y_u du \right) \right] = \exp \left(-A_{\mathcal{K}^*, \Theta^*}(\tau) - B_{\mathcal{K}^*, \Theta^*}(\tau)' Y_H \right),$$

and are obtained similarly as in equation (32) with the coefficients (\mathcal{K}, Θ) replaced with coefficients $(\mathcal{K}^*, \Theta^*)$.

Proof. See Appendix A.6. ■

Proposition 4 can be used to obtain the expected price of a pure discount bond under any specific ATSMs of Dai and Singleton (2000) and Collin-Dufresne et al. (2008). For example, using a tedious derivation, we obtain the expected price of the pure discount bond under the $A_{1r}(3)$ model of Dai and Singleton (2000) in Internet Appendix IC. For the ease of exposition, the following illustrates the solutions of the expected future price of a pure discount bond under the classical one-factor models of Vasicek (1977) and Cox-Ingersoll-Ross (CIR, Cox et al., 1985).

The Vasicek Model. The Ornstein-Uhlenbeck process for the short rate under the Vasicek model is given as follows:

$$dr_s = \alpha_r (m_r - r_s) ds + \sigma_r dW_s^{\mathbb{P}}, \quad (33)$$

where α_r is the speed of mean reversion, m_r is the long-term mean of the short rate, and σ_r is the volatility of the changes in the short rate. Assuming $W_s^{\mathbb{Q}} = W_s^{\mathbb{P}} + \int_0^s \gamma_r du$, the short rate process under the \mathbb{R} measure can be derived using Theorem 1 and Appendix B.1, as follows:

$$dr_s = [\alpha_r (m_r - r_s) - \mathbf{1}_{\{s \geq H\}} \sigma_r \gamma_r] ds + \sigma_r dW_s^{\mathbb{R}}. \quad (34)$$

The expected price of a T -maturity pure discount bond at time H is given under the Vasicek model as follows: For all $t \leq H \leq T$,

$$\begin{aligned} \mathbb{E}_t [P(H, T)] &= \mathbb{E}_t^{\mathbb{R}} \left[\exp \left(- \int_H^T r_u du \right) \right] \\ &= \exp \left(-A_{\alpha_r^*, m_r^*}^{(0,1)}(T-H) - A_{\alpha_r, m_r}^{(b_1,0)}(H-t) - B_{\alpha_r, m_r}^{(b_1,0)}(H-t) \cdot r_t \right), \end{aligned} \quad (35)$$

where $b_1 = B_{\alpha_r^*, m_r^*}^{(0,1)}(T-H)$, $\alpha_r^* = \alpha_r$, $m_r^* = m_r - \sigma_r \gamma_r / \alpha_r$, and for any well-behaved b , c , α , and m , $A_{\alpha, m}^{(b,c)}(\tau)$ and $B_{\alpha, m}^{(b,c)}(\tau)$ are given by

$$\begin{aligned} A_{\alpha, m}^{(b,c)}(\tau) &= \alpha m \left(b B_{\alpha}(\tau) + c \frac{\tau - B_{\alpha}(\tau)}{\alpha} \right) \\ &\quad - \frac{1}{2} \sigma_r^2 \left(b^2 \frac{1 - e^{-2\alpha\tau}}{2\alpha} + bc B_{\alpha}(\tau)^2 + c^2 \frac{2\tau - 2B_{\alpha}(\tau) - \alpha B_{\alpha}(\tau)^2}{2\alpha^2} \right), \\ B_{\alpha, m}^{(b,c)}(\tau) &= be^{-\alpha\tau} + c B_{\alpha}(\tau), \end{aligned}$$

with $B_{\alpha}(\tau) = (1 - e^{-\alpha\tau}) / \alpha$. When $H = t$, equation (35) reduces to the Vasicek bond price solution.

The CIR Model. The square-root process for the short rate under the CIR model is given

as follows:

$$dr_s = \alpha_r (m_r - r_s) ds + \sigma_r \sqrt{r_s} dW_s^{\mathbb{P}}. \quad (36)$$

Assume that the market price of risk γ_s satisfies

$$\gamma_s = \gamma_r \sqrt{r_s}.$$

Thus, $W_s^{\mathbb{Q}} = W_s^{\mathbb{P}} + \int_0^s \gamma_r \sqrt{r_u} du$, and the short rate process under the \mathbb{R} measure can be derived using Theorem 1 and Appendix B.1, as follows:

$$dr_s = [\alpha_r (m_r - r_s) - \mathbb{1}_{\{s \geq H\}} \gamma_r \sigma_r r_s] ds + \sigma_r \sqrt{r_s} dW_s^{\mathbb{R}}. \quad (37)$$

The expected price of a T -maturity pure discount bond at time H is given under the CIR model as follows: For all $t \leq H \leq T$,

$$\begin{aligned} \mathbb{E}_t [P(H, T)] &= \mathbb{E}_t^{\mathbb{R}} \left[\exp \left(- \int_H^T r_u du \right) \right] \\ &= \exp \left(-A_{\alpha_r^*, m_r^*}^{(0,1)}(T-H) - A_{\alpha_r, m_r}^{(b_1,0)}(H-t) - B_{\alpha_r, m_r}^{(b_1,0)}(H-t) \cdot r_t \right), \end{aligned} \quad (38)$$

where $b_1 = B_{\alpha_r^*, m_r^*}^{(0,1)}(T-H)$, $\alpha_r^* = \alpha_r + \gamma_r \sigma_r$, $m_r^* = \alpha_r m_r / (\alpha_r + \gamma_r \sigma_r)$, and for any well-behaved b , c , α , and m , $A_{\alpha, m}^{(b,c)}(\tau)$ and $B_{\alpha, m}^{(b,c)}(\tau)$ are given as

$$\begin{aligned} A_{\alpha, m}^{(b,c)}(\tau) &= -\frac{2\alpha m}{\sigma_r^2} \ln \left(\frac{2\beta e^{\frac{1}{2}(\beta+\alpha)\tau}}{b\sigma_r^2 (e^{\beta\tau} - 1) + \beta - \alpha + e^{\beta\tau}(\beta + \alpha)} \right), \\ B_{\alpha, m}^{(b,c)}(\tau) &= \frac{b(\beta + \alpha + e^{\beta\tau}(\beta - \alpha)) + 2c(e^{\beta\tau} - 1)}{b\sigma_r^2 (e^{\beta\tau} - 1) + \beta - \alpha + e^{\beta\tau}(\beta + \alpha)}, \end{aligned}$$

with $\beta = \sqrt{\alpha^2 + 2\sigma_r^2 c}$. When $H = t$, equation (38) reduces to the CIR bond price solution.

To our knowledge, equations (35) and (38) provide the first analytical solutions of the expected price of a pure discount bond at a future time H , under the Vasicek and CIR models in the finance literature.

The Internet Appendix ID extends the results of this section, and derives the expected price of a pure discount bond under the quadratic term structure models (QTSMs) of Ahn et al. (2002) and under the specific QTSM3 model.

3.2 The \mathbb{R}_1^T Measure

3.2.1 The Geman and Jamshidian Models

Geman (1989) and Jamshidian (1989) derived the forward measure \mathbb{Q}^T , for valuing contingent claims with stochastic interest rates.¹⁶ As shown by equation (13) of Corollary 1, the appropriate EEM for obtaining the expected price of a European option under stochastic interest rates is the \mathbb{R}_1^T measure (this measure converges to the forward measure \mathbb{Q}^T , when $t = H$, as shown by property (iv) of Proposition 3, with the T -maturity pure discount bond as the numeraire). This section shows how to use the EEM \mathbb{R}_1^T to get the expected price of a call option on a pure discount bond under the Vasicek (1977) model. Consider a European call option C written on an S -maturity pure discount bond with a strike price of K , and an option expiration date equal to T , such that $T \leq S$. The expected price of this option is given by equation (13), with $F_T = C_T = (P(T, S) - K)^+$ as the terminal payoff from the European bond option, as follows:

$$\mathbb{E}_t[C_H] = \mathbb{E}_t^{\mathbb{P}}[P(H, T)] \mathbb{E}_t^{\mathbb{R}_1^T}[(P(T, S) - K)^+]. \quad (39)$$

The second expectation term $\mathbb{E}_t^{\mathbb{R}_1^T}[(P(T, S) - K)^+]$ can be solved by expressing the short rate process under the \mathbb{R}_1^T measure using Theorem 1 and Appendix B.2, as follows:

$$dr_s = [\alpha_r(m_r - r_s) - \mathbb{1}_{\{s \geq H\}}\sigma_r\gamma_r - \sigma_r^2 B_{\alpha_r}(T - s) + \sigma_r^2 B_{\alpha_r}(H - s)\mathbb{1}_{\{s < H\}}] ds + \sigma_r dW_s^{\mathbb{R}_1^T}, \quad (40)$$

where $B_{\alpha_r}(\tau) = (1 - e^{-\alpha_r \tau})/\alpha_r$ and the Brownian motion under the \mathbb{R}_1^T measure is related to the Brownian motion under \mathbb{P} measure (as shown in Appendix B.2), as follows:

$$dW_s^{\mathbb{R}_1^T} = dW_s^{\mathbb{P}} + [\mathbb{1}_{\{s \geq H\}}\gamma_r + \sigma_r B_{\alpha_r}(T - s) - \sigma_r B_{\alpha_r}(H - s)\mathbb{1}_{\{s < H\}}] ds.$$

Extending the standard valuation methods (for example, see Jamshidian, 1989), the solution of $\mathbb{E}_t[C_H]$ in equation (39) is given for all $t \leq H \leq T \leq S$ as

$$\mathbb{E}_t[C_H] = \mathbb{E}_t[P(H, S)] \mathcal{N}(\hat{d}_1) - K \mathbb{E}_t[P(H, T)] \mathcal{N}(\hat{d}_2), \quad (41)$$

where

$$\hat{d}_1 = \frac{1}{\sigma_p} \ln \frac{\mathbb{E}_t[P(H, S)]}{\mathbb{E}_t[P(H, T)] K} + \frac{\sigma_p}{2}, \quad \hat{d}_2 = \frac{1}{\sigma_p} \ln \frac{\mathbb{E}_t[P(H, S)]}{\mathbb{E}_t[P(H, T)] K} - \frac{\sigma_p}{2},$$

¹⁶Also, see Geman et al. (1995).

$$\sigma_p = \sigma_r \sqrt{\frac{1 - \exp(-2\alpha_r(T-t))}{2\alpha_r}} B_{\alpha_r}(S-T),$$

with solutions of $\mathbb{E}_t[P(H, S)]$ and $\mathbb{E}_t[P(H, T)]$ given by equation (35). When $H = t$, the above solution reduces to the solution of the current option price C_t .

3.2.2 The Collin-Dufresne and Goldstein Model

This section uses the EEM \mathbb{R}_1^T to obtain the expected price of a corporate bond under the Collin-Dufresne and Goldstein (2001) (CDG hereafter) structural model. The CDG model allows the issuing firm to continuously adjust its capital structure to maintain a stationary mean-reverting leverage ratio. The firm's asset return process and the short rate process under the CDG model are given as follows:

$$\begin{aligned} \frac{dS_s}{S_s} &= (r_s + \gamma^S \sigma) ds + \sigma \left(\rho dW_{1s}^{\mathbb{P}} + \sqrt{1 - \rho^2} dW_{2s}^{\mathbb{P}} \right), \\ dr_s &= \alpha_r (m_r - r_s) ds + \sigma_r dW_{1s}^{\mathbb{P}}, \end{aligned}$$

where $\alpha_r, m_r, \sigma_r, \sigma > 0$, $-1 \leq \rho \leq 1$, $\gamma^S \in \mathbb{R}$, $Z_1^{\mathbb{P}}$ and $Z_2^{\mathbb{P}}$ are independent Brownian motions under the physical measure \mathbb{P} . The market prices of risks associated with the two Brownian motions are given as

$$\begin{aligned} \gamma_{1s} &= \gamma_r, \\ \gamma_{2s} &= \frac{1}{\sqrt{1 - \rho^2}} (-\rho \gamma_r + \gamma^S). \end{aligned} \tag{42}$$

CDG assume that the face value of firm's total debt F^D follows the following stationary mean reverting process:¹⁷

$$\frac{dF_s^D}{F_s^D} = \lambda (\ln S_s - \nu - \phi r_s - \ln F_s^D) ds. \tag{43}$$

Defining the log-leverage ratio as $l \triangleq \ln(F^D/S)$, and applying Itô's lemma, we obtain

$$dl_s = \lambda \left(\bar{l} - \frac{\sigma \gamma^S}{\lambda} - \left(\frac{1}{\lambda} + \phi \right) r_s - l_s \right) ds - \sigma \left(\rho dW_{1s}^{\mathbb{P}} + \sqrt{1 - \rho^2} dW_{2s}^{\mathbb{P}} \right), \tag{44}$$

where $\bar{l} \triangleq \frac{\sigma^2}{2\lambda} - \nu$.

¹⁷The Longstaff and Schwartz (1995) model obtains as a special case of the CDG model when the total debt of the firm is constant.

Then using Theorem 1 and Appendix B.2, the processes of the state variables $\{l, r\}$ under the \mathbb{R}_1^T measure are

$$\begin{aligned} dl_s &= \lambda \left(\bar{l} - \left(\frac{1}{\lambda} + \phi \right) r_s - l_s + \frac{\rho\sigma\sigma_r}{\lambda} B_{\alpha_r}(T-s) - \left(\frac{\rho\sigma\sigma_r}{\lambda} B_{\alpha_r}(H-s) + \frac{\sigma\gamma^S}{\lambda} \right) \mathbb{1}_{\{s < H\}} \right) ds \\ &\quad - \sigma \left(\rho dW_{1s}^{\mathbb{R}_1^T} + \sqrt{1-\rho^2} dW_{2s}^{\mathbb{R}_1^T} \right), \\ dr_s &= \alpha_r \left(m_r - \frac{\sigma_r\gamma_r}{\alpha_r} - r_s - \frac{\sigma_r^2}{\alpha_r} B_{\alpha_r}^{(T-s)} + \left(\frac{\sigma_r^2}{\alpha_r} B_{\alpha_r}(H-s) + \frac{\sigma_r\gamma_r}{\alpha_r} \right) \mathbb{1}_{\{s < H\}} \right) ds + \sigma_r dW_{1s}^{\mathbb{R}_1^T}, \end{aligned} \quad (45)$$

where $B_\alpha(\tau) = (1/\alpha)(1 - e^{-\alpha\tau})$.

Under the CDG framework, all bonds issued by the firm default simultaneously when the log-leverage ratio l hits a pre-specified constant $\ln K$ from below. Consider a risky discount bond issued by the firm with a promised payment of 1 at the bond maturity date T . In the event of default, the bondholder receives a fraction $1 - \omega$ times the present value of a default-free zero coupon bond that pays 1 at the maturity date T . Using equation (13) in Corollary 1, the expected price of this risky discount bond at time H is given by the following proposition:

Proposition 5 *The expected price of the risky discount bond at time H is*

$$\mathbb{E}_t[D(H, T)] = \mathbb{E}_t^{\mathbb{P}}[P(H, T)] \left(1 - \omega \mathbb{E}_t^{\mathbb{R}_1^T} \left[\mathbb{1}_{\{\tau_{[t, T]} < T\}} \right] \right), \quad (46)$$

where $\mathbb{E}_t^{\mathbb{P}}[P(H, T)]$ is given by equation (35), and the probability that the log-leverage ratio process l defaults before time T under the \mathbb{R}_1^T measure can be approximated as the sum of discretized default density, which is

$$\mathbb{E}_t^{\mathbb{R}_1^T} \left[\mathbb{1}_{\{\tau_{[t, T]} < T\}} \right] = \Pr(\tau_{[t, T]} < T) = \sum_{i=1}^n q_i (\tau_{\ln K} = t + t_i | l_t, r_t, t) = \sum_{i=1}^n q_i, \quad (47)$$

where

$$q_1 = \frac{\mathcal{N}(a_1)}{\mathcal{N}(b_{1,1})}, \quad q_i = \frac{\mathcal{N}(a_i) - \sum_{j=1}^{i-1} \mathcal{N}(b_{i,j}) \times q_j}{\mathcal{N}(b_{i,i})},$$

with

$$\mathcal{N}(a_i) \triangleq \Pr(l_{t+i\Delta} \geq \ln K | l_t, r_t, t)$$

$$\begin{aligned}
&= \mathcal{N} \left(\frac{M(t, t + i\Delta, H, T) - \ln K}{\sqrt{S(t, t + i\Delta)}} \right), \\
\mathcal{N}(b_{i,j}) &\triangleq \Pr(l_{t+i\Delta} \geq \ln K | l_{t+t_j} = \ln K, l_t, r_t, t) \\
&= \mathcal{N} \left(\frac{\tilde{M}(t, t + i\Delta, t + t_j, \ln K, H, T) - \ln K}{\sqrt{\tilde{S}(t, t + i\Delta, t_j)}} \right).
\end{aligned}$$

Proof. See Appendix A.7 for proof, and for the definitions of expressions M , \tilde{M} , S and \tilde{S} .

■

4 The R -Transforms

In two path-breaking papers, Bakshi and Madan (2000) and Duffie et al. (2000) derive new transforms that extend the Fourier transform-based method of Heston (1993) for the valuation of a wide variety of contingent claims. Though Chacko and Das (2002) also independently develop a generalized Fourier transform-based method for the valuation of a variety of interest rate derivatives, their approach can be obtained as a special case of the more general transform-based method of Duffie et al. (2000). Since the specific transforms in these papers use the risk-neutral measure \mathbb{Q} to obtain current prices or to do valuation, we refer to these transforms as Q -transforms. As extensions of these Q -transforms, this section derives new R -transforms using the equivalent expectation measure \mathbb{R} , to obtain the *expected* price of a contingent claim at any future date H until the claim's maturity or expiration date.

Unlike the traditional methods for contingent claims analysis that select a specific numeraire for valuation, depending upon the assumptions about the discount rate (i.e., constant or stochastic) or the form of the claim's terminal payoff, the transform methods of Bakshi and Madan (2000), Duffie et al. (2000), and Chacko and Das (2002)—which allow multiple state variables in the definition of their Q -transforms—can value different types of contingent claims using only the money market account as the numeraire. However, there is nothing special about using the money market account as the numeraire, and general transform-based methods can be derived using even other numeraires. For example, it is possible to obtain another transform using the bond price $P(t, T)$ as the numeraire, which can also price all of the contingent claims that are priced using the Q -transform with money market as the numeraire. In other words, the choice of numeraire is not important for valuation when using the transform-based methods with multiple state variables. The money market numeraire is chosen for convenience, and also because empirical estimation methods already exist for

obtaining the risk-neutral parameters in the finance field.

This section presents new R -transforms based upon the \mathbb{R} measure, which can be used for the derivation of the analytical solution of the expected price of a contingent claim at a future time H . The R -transforms derived in this section nest the Q -transforms of [Bakshi and Madan \(2000\)](#), [Duffie et al. \(2000\)](#), and [Chacko and Das \(2002\)](#), when $t = H$.¹⁸

4.1 The R -Transform

As in [Duffie et al. \(2000\)](#), we define an affine jump diffusion state process on a probability space $(\Omega, \mathcal{F}, \mathbb{P})$, and assume that Y is a Markov process in some state space $D \in \mathcal{R}^N$, solving the stochastic differential equation

$$dY_s = \mu(Y_s)ds + \sigma(Y_s)dW_s^{\mathbb{P}} + dJ_s, \quad (48)$$

where $W^{\mathbb{P}}$ is a standard Brownian motion in \mathcal{R}^N ; $\mu : D \rightarrow \mathcal{R}^N$, $\sigma : D \rightarrow \mathcal{R}^{N \times N}$, and J is a pure jump process whose jumps have a fixed probability distribution ν on \mathcal{R}^N and arrive with intensity $\{\lambda(Y_s) : s \geq 0\}$, for some $\lambda : D \rightarrow [0, \infty)$. The transition semi-group of the process Y has an infinitesimal generator \mathcal{D} of the Lévy type, defined at a bounded \mathcal{C}^2 function $f : D \rightarrow \mathcal{R}$, with bounded first and second derivatives, by

$$\mathcal{D}f(y) = f_y(y)\mu(y) + \frac{1}{2}\text{tr}[f_{yy}(y)\sigma(y)\sigma(y)'] + \lambda(y) \int_{\mathcal{R}^N} [f(y+j) - f(y)] d\nu(j). \quad (49)$$

As in [Duffie et al. \(2000\)](#), [Duffie and Kan \(1996\)](#), and [Dai and Singleton \(2000\)](#), we assume that $(D, \mu, \sigma, \lambda, \nu)$ satisfies the joint restrictions, such that Y is well defined, and the affine dependence of μ , $\sigma\sigma'$, λ , and r are determined by coefficients (k, h, l, ρ) defined by

- $\mu(y) = k_0 + k_1 y$, for $k = (k_0, k_1) \in \mathcal{R}^N \times \mathcal{R}^{N \times N}$.
- $(\sigma(y)\sigma(y'))_{ij} = (h_0)_{ij} + (h_1)_{ij} \cdot y$, for $h = (h_0, h_1) \in \mathcal{R}^{N \times N} \times \mathcal{R}^{N \times N \times N}$.
- $\lambda(y) = l_0 + l'_1 y$, for $l = (l_0, l_1) \in \mathcal{R} \times \mathcal{R}^N$.
- $r(y) = \rho_0 + \rho'_1 y$, for $\rho = (\rho_0, \rho_1) \in \mathcal{R} \times \mathcal{R}^N$.

For $x \in \mathcal{C}^N$, the set of N -tuples of complex numbers, we define $\theta(x) = \int_{\mathcal{R}^N} \exp(x'j) d\nu(j)$ whenever the integral is well defined. Hence, the “coefficients” (k, h, l, θ) capture the distribution of Y , and a “characteristic” $\chi = (k, h, l, \theta, \rho)$ captures both the distribution of Y as

¹⁸A simple change of variable can be used to show the equivalence between the Q -transforms of [Bakshi and Madan \(2000\)](#) and [Duffie et al. \(2000\)](#).

well as the effects of any discounting. Furthermore, we assume the state vector Y to be an affine jump diffusion with coefficients $(k^*, h^*, l^*, \theta^*)$ under the risk-neutral measure \mathbb{Q} , and the relevant characteristic for risk-neutral pricing is then $\chi^* = (k^*, h^*, l^*, \theta^*, \rho^*)$.

Duffie et al. (2000) define a transform $\phi : \mathcal{C}^N \times \mathcal{R}_+ \times \mathcal{R}_+ \rightarrow \mathcal{C}$ of Y_T conditional on \mathcal{F}_t , when well defined for all $t \leq T$, as¹⁹

$$\phi(z; t, T) \triangleq \mathbb{E}_t^{\mathbb{Q}} \left[\exp \left(- \int_t^T r(Y_u) du \right) \exp(z' Y_T) \right]. \quad (50)$$

The current prices of various types of contingent claims can be computed conveniently using the above transform. Since this transform is derived to value the current price of contingent claims, we refer to it as the Q -transform. To extend the Q -transform and compute the expected prices of contingent claims, we define an R -transform $\phi^R : \mathcal{C}^N \times \mathcal{R}_+ \times \mathcal{R}_+ \times \mathcal{R}_+ \rightarrow \mathcal{C}$ of Y_T conditional on \mathcal{F}_t , when well defined for all $t \leq H \leq T$, as

$$\phi^R(z; t, T, H) \triangleq \mathbb{E}_t^{\mathbb{R}} \left[\exp \left(- \int_H^T r(Y_u) du \right) \exp(z' Y_T) \right] \quad (51)$$

$$= \mathbb{E}_t^{\mathbb{P}} \left[\mathbb{E}_t^{\mathbb{Q}} \left[\exp \left(- \int_H^T r(Y_u) du \right) \exp(z' Y_T) \right] \right] \quad (51a)$$

$$= \mathbb{E}_t^{\mathbb{Q}} \left[\frac{L_t}{L_H} \exp \left(- \int_H^T r(Y_u) du \right) \exp(z' Y_T) \right] \quad (51b)$$

$$= \mathbb{E}_t^{\mathbb{P}} \left[\frac{L_T}{L_H} \exp \left(- \int_H^T r(Y_u) du \right) \exp(z' Y_T) \right], \quad (51c)$$

where L_s is the Radon-Nikodým derivative process of \mathbb{Q} with respect to \mathbb{P} .

Equations (51a), (51b), and (51c) can be obtained from equation (51) using Proposition 1(v) and a change of measure. While all of the above equations lead to an identical solution for the R -transform ϕ^R , the exponentially-affine “solution-form” and the corresponding ODEs are much simpler and easier to derive using equations (51) and (51a), and more complicated to derive using equations (51b) and (51c), due to the presence of the Radon-Nikodým derivative terms in the latter two equations. Derivation of a simpler solution-form is also the reason why the traditional Q -transforms in Bakshi and Madan (2000), Duffie et al. (2000), and Chacko and Das (2002) are derived under the \mathbb{Q} measure, and not under the physical measure \mathbb{P} with additional Radon-Nikodým terms. The following proposition obtains the solution of the R -transform ϕ^R .

¹⁹Notably, when $z = iu$ (where $i = \sqrt{-1}$), this ϕ becomes the Q -transform of Bakshi and Madan (2000) (see equation (6)), defined as the characteristic function of the state-price density.

Proposition 6 Under technical regularity conditions given in [Duffie et al. \(2000\)](#), the R -transform ϕ^R of Y defined by equation (51) is given by

$$\phi^R(z; t, T, H) = \exp \left(-A_{\chi}^{(\hat{\mathbf{b}}_{\mathbf{R}}, \mathbf{0})}(H - t) - B_{\chi}^{(\hat{\mathbf{b}}_{\mathbf{R}}, \mathbf{0})}(H - t)' Y_t \right), \quad (52)$$

where $\hat{\mathbf{b}}_{\mathbf{R}} = \left(A_{\chi^*}^{(\mathbf{b}_{\mathbf{R}}, \boldsymbol{\rho}_{\mathbf{R}})}(T - H), B_{\chi^*}^{(\mathbf{b}_{\mathbf{R}}, \boldsymbol{\rho}_{\mathbf{R}})}(T - H) \right)$, $\mathbf{b}_{\mathbf{R}} = (0, -z)$, and $\boldsymbol{\rho}_{\mathbf{R}} = (\rho_0, \rho_1)$.

For some well-defined $\mathbf{b} \triangleq (b_0, b_1) \in \mathcal{C}^{N+1}$, $\mathbf{c} \triangleq (c_0, c_1) \in \mathcal{R}^{N+1}$ and a coefficient characteristic $\chi = (k, h, l, \theta)$, $A_{\chi}(\tau) \triangleq A_{\chi}^{(\mathbf{b}, \mathbf{c})}(\tau)$ and $B_{\chi}(\tau) \triangleq B_{\chi}^{(\mathbf{b}, \mathbf{c})}(\tau)$ are defined by the solution of the following expectation,

$$\mathbb{E}_t^{\mathbb{P}} \left[\exp \left(-b_0 - b_1' Y_{t+\tau} - \int_t^{t+\tau} (c_0 + c_1' Y_u) du \right) \right] = \exp \left(-A_{\chi}(\tau) - B_{\chi}(\tau)' Y_t \right),$$

and are obtained by solving the following complex-valued ODEs:

$$\begin{aligned} \frac{dA_{\chi}(\tau)}{d\tau} &= k_0' B_{\chi}(\tau) - \frac{1}{2} B_{\chi}(\tau)' h_0 B_{\chi}(\tau) - l_0 (\theta(-B_{\chi}(\tau)) - 1) + c_0, \\ \frac{dB_{\chi}(\tau)}{d\tau} &= k_1' B_{\chi}(\tau) - \frac{1}{2} B_{\chi}(\tau)' h_1 B_{\chi}(\tau) - l_1 (\theta(-B_{\chi}(\tau)) - 1) + c_1, \end{aligned} \quad (53)$$

with boundary conditions $A_{\chi}(0) = b_0$, and $B_{\chi}(0) = b_1$. The solutions can be found numerically, for example by Runge-Kutta. $A_{\chi^*}(\tau) \triangleq A_{\chi^*}^{(\mathbf{b}, \mathbf{c})}(\tau)$ and $B_{\chi^*}(\tau) \triangleq B_{\chi^*}^{(\mathbf{b}, \mathbf{c})}(\tau)$ are defined by the solution of the following expectation,

$$\mathbb{E}_H^{\mathbb{Q}} \left[\exp \left(-b_0 - b_1' Y_{H+\tau} - \int_H^{H+\tau} (c_0 + c_1' Y_u) du \right) \right] = \exp \left(-A_{\chi^*}(\tau) - B_{\chi^*}(\tau)' Y_H \right),$$

and are obtained similarly as in equation (53) with the coefficient characteristic $\chi = (k, h, l, \theta)$ replaced with a coefficient characteristic $\chi^* = (k^*, h^*, l^*, \theta^*)$.

Proof. See Appendix A.8. ■

The expositional examples given in section 4.3.1 and Internet Appendix IE demonstrate the application of the R -transform for the derivation of the analytical solutions of the expected prices of equity options and interest rate derivatives, respectively, at a future time H . For the special case of $t = H$, the R -transform and its solution given by equations (51) and (52), reduce to the Q -transform and its solution given by equations (2.3) and (2.4), respectively, in [Duffie et al. \(2000\)](#).

4.2 The Extended R -Transform

While the Q -transform given in equation (50) is sufficient for the valuation of many contingent claims—e.g., standard equity options, discount bond options, caps and floors, exchange rate options, chooser options, digital options, etc.—certain pricing problems like the valuation of Asian options or estimating default-time distributions require the extended transform given by equation (2.13) in Duffie et al. (2000). The following proposes an *extended* R -transform corresponding to their extended transform, which we refer to as the *extended* Q -transform. We define the extended R -transform $\varphi^R : \mathcal{R}^N \times \mathcal{C}^N \times \mathcal{R}_+ \times \mathcal{R}_+ \times \mathcal{R}_+ \rightarrow \mathcal{C}$ of Y_T conditional on \mathcal{F}_t , when well defined for $t \leq H \leq T$, as

$$\varphi^R(v, z; t, T, H) \triangleq \mathbb{E}_t^{\mathbb{R}} \left[\exp \left(- \int_H^T r(Y_u) du \right) (v' Y_T) \exp(z' Y_T) \right] \quad (54)$$

$$= \mathbb{E}_t^{\mathbb{P}} \left[\mathbb{E}_t^{\mathbb{Q}} \left[\exp \left(- \int_H^T r(Y_u) du \right) (v' Y_T) \exp(z' Y_T) \right] \right] \quad (54a)$$

$$= \mathbb{E}_t^{\mathbb{Q}} \left[\frac{L_t}{L_H} \exp \left(- \int_H^T r(Y_u) du \right) (v' Y_T) \exp(z' Y_T) \right] \quad (54b)$$

$$= \mathbb{E}_t^{\mathbb{P}} \left[\frac{L_T}{L_H} \exp \left(- \int_H^T r(Y_u) du \right) (v' Y_T) \exp(z' Y_T) \right], \quad (54c)$$

where L_s is the Radon-Nikodým derivative process of \mathbb{Q} with respect to \mathbb{P} .

As in the case of the R -transform given earlier, the exponentially-affine “solution-form” and the corresponding ODEs of the extended R -transform φ^R are much simpler and easier to derive using equations (54) and (54a), and more complicated to derive using equations (54b) and (54c), due to the presence of the Radon-Nikodým derivative terms. The following proposition gives the solution to the extended R -transform φ^R .

Proposition 7 *Under technical regularity conditions given in Duffie et al. (2000), the extended R -transform φ^R of Y defined by equation (54) is given as*

$$\varphi^R(v, z; t, T, H) = \phi^R(z; t, T, H) \left(D_{\chi}^{(\hat{\mathbf{b}}_R, \mathbf{0}, \hat{\mathbf{v}}_R)}(H - t) + E_{\chi}^{(\hat{\mathbf{b}}_R, \mathbf{0}, \hat{\mathbf{v}}_R)}(H - t)' Y_t \right), \quad (55)$$

where $\hat{\mathbf{b}}_R = \left(A_{\chi^*}^{(\mathbf{b}_R, \boldsymbol{\rho}_R)}(T - H), B_{\chi^*}^{(\mathbf{b}_R, \boldsymbol{\rho}_R)}(T - H) \right)$, $\hat{\mathbf{v}}_R = \left(D_{\chi^*}^{(\mathbf{b}_R, \boldsymbol{\rho}_R, \mathbf{v}_R)}(T - H), E_{\chi^*}^{(\mathbf{b}_R, \boldsymbol{\rho}_R, \mathbf{v}_R)}(T - H) \right)$, with $\mathbf{b}_R = (0, -z)$, $\boldsymbol{\rho}_R = (\rho_0, \rho_1)$, and $\mathbf{v}_R = (0, v)$.

For some well-defined $\mathbf{b} \triangleq (b_0, b_1) \in \mathcal{C}^{N+1}$, $\mathbf{c} \triangleq (c_0, c_1) \in \mathcal{R}^{N+1}$, $\mathbf{d} \triangleq (d_0, d_1) \in \mathcal{R}^{N+1}$, and a coefficient characteristic $\chi = (k, h, l, \theta)$, $A_{\chi}(\tau) \triangleq A_{\chi}^{(\mathbf{b}, \mathbf{c})}(\tau)$, $B_{\chi}(\tau) \triangleq B_{\chi}^{(\mathbf{b}, \mathbf{c})}(\tau)$, $D_{\chi}(\tau) \triangleq$

$D_\chi^{(\mathbf{b}, \mathbf{c}, \mathbf{d})}(\tau)$ and $E_\chi(\tau) \triangleq E_\chi^{(\mathbf{b}, \mathbf{c}, \mathbf{d})}(\tau)$ are defined by the solution of the following expectation,

$$\begin{aligned} & \mathbb{E}_t^\mathbb{P} \left[\exp \left(-b_0 - b_1' Y_{t+\tau} - \int_t^{t+\tau} (c_0 + c_1' Y_u) du \right) (d_0 + d_1' Y_{t+\tau}) \right] \\ &= \exp \left(-A_\chi(\tau) - B_\chi(\tau)' Y_t \right) \cdot (D_\chi(\tau) + E_\chi(\tau)' Y_t), \end{aligned}$$

where $A_\chi(\tau)$ and $B_\chi(\tau)$ are obtained as in Proposition 6, and $D_\chi(\tau)$ and $E_\chi(\tau)$ satisfy the complex-valued ODEs

$$\begin{aligned} \frac{dD_\chi(\tau)}{d\tau} &= k_0' E_\chi(\tau) - B_\chi(\tau)' h_0 E_\chi(\tau) + l_0 \nabla \theta(-B_\chi(\tau)) E_\chi(\tau), \\ \frac{dE_\chi(\tau)}{d\tau} &= k_1' E_\chi(\tau) - B_\chi(\tau)' h_1 E_\chi(\tau) + l_1 \nabla \theta(-B_\chi(\tau)) E_\chi(\tau), \end{aligned} \tag{56}$$

with boundary conditions $D_\chi(0) = d_0$, and $E_\chi(0) = d_1$, and $\nabla \theta(x)$ is gradient of $\theta(x)$ with respect to $x \in \mathcal{C}^N$. $A_{\chi^*}(\tau) \triangleq A_{\chi^*}^{(\mathbf{b}, \mathbf{c})}(\tau)$, $B_{\chi^*}(\tau) \triangleq B_{\chi^*}^{(\mathbf{b}, \mathbf{c})}(\tau)$, $D_{\chi^*}(\tau) \triangleq D_{\chi^*}^{(\mathbf{b}, \mathbf{c}, \mathbf{d})}(\tau)$ and $E_{\chi^*}(\tau) \triangleq E_{\chi^*}^{(\mathbf{b}, \mathbf{c}, \mathbf{d})}(\tau)$ are defined by the solution of the following expectation,

$$\begin{aligned} & \mathbb{E}_H^\mathbb{Q} \left[\exp \left(-b_0 - b_1' Y_{H+\tau} - \int_H^{H+\tau} (c_0 + c_1' Y_u) du \right) (d_0 + d_1' Y_{H+\tau}) \right] \\ &= \exp \left(-A_{\chi^*}(\tau) - B_{\chi^*}(\tau)' Y_H \right) \cdot (D_{\chi^*}(\tau) + E_{\chi^*}(\tau)' Y_H), \end{aligned}$$

where $A_{\chi^*}(\tau)$ and $B_{\chi^*}(\tau)$ are obtained as in Proposition 6, and $D_{\chi^*}(\tau)$ and $E_{\chi^*}(\tau)$ are obtained similarly as in equation (56) with the coefficient characteristic $\chi = (k, h, l, \theta)$ replaced with a coefficient characteristic $\chi^* = (k^*, h^*, l^*, \theta^*)$.

Proof. The proof follows similarly from the proof of Proposition 6, we omit the specific steps. ■

As an expositional example, we demonstrate the application of the extended R -transform for the derivation of the analytical solution of the expected price of an Asian option on interest rates at a future time H , in the Internet Appendix IE (see equations (IA32) to (IA36)). For the special case of $t = H$, the extended R -transform given by equations (54) and (55) reduces to the extended Q -transform given by equations (2.13) and (2.14) in Duffie et al. (2000).

4.3 Applications of the R -Transforms

This section obtains the analytical solutions of the expected prices of a few equity-based and interest rate-based contingent claims using the R -transform and extended R -transform. For the equity-based claims, we first consider the derivation of the analytical solutions of the expected price of equity options under the general affine jump-diffusion (AJD) model

proposed by [Duffie et al. \(2000\)](#). We then consider two general models nested in the AJD model that nest virtually all other equity-based option valuation models in the finance literature. As the first general model, this section considers the specific example given in [Duffie et al. \(2000\)](#), i.e., the stochastic volatility model with jumps in price and volatility, referred to as the SVJJ model in the options literature. This model nests the stochastic volatility (SV) model (see, e.g., [Heston, 1993](#)), the stochastic volatility with price jumps (SVJ) model (see, e.g., [Bakshi et al., 1997](#); [Bates, 2000](#); [Pan, 2002](#)), and the stochastic volatility with independent jumps in price and volatility (SVIJ) model (see, e.g., [Eraker et al., 2003](#)). As the second general model for equity options, the Internet Appendix [IF](#) considers the CGMY model of [Carr et al. \(2002\)](#), which nests other infinite-activity Lévy jump models, such as the variance-gamma model of [Madan and Seneta \(1990\)](#) and [Madan et al. \(1998\)](#).

Given the affine jump-diffusion model setting as in section [4.1](#), we assume that the underlying asset is $e^{d'Y}$, for some $d \in \mathcal{R}^N$. Recall that the market value at time t of any option written on the underlying asset $e^{d'Y}$ that pays an \mathcal{F}_T -measurable random variable $(e^{d'Y_T} - K)^+$ at time T is given by

$$C_t = \mathbb{E}_t^{\mathbb{Q}} \left[\exp \left(- \int_t^T r(Y_s) ds \right) (e^{d'Y_T} - K)^+ \right].$$

Therefore, using equation [\(12\)](#) in Corollary [1](#), the current time t expectation of the future call price at a horizon date H and strike at K with exercise date T with $t \leq H \leq T$ under the general AJD model is given by

$$\begin{aligned} \mathbb{E}_t [C_H] &= \mathbb{E}_t^{\mathbb{R}} \left[\exp \left(- \int_H^T r(Y_s) ds \right) (e^{d'Y_T} - K)^+ \right] \\ &= \mathbb{E}_t^{\mathbb{R}} \left[\exp \left(- \int_H^T r(Y_s) ds \right) e^{d'Y_T} \mathbb{1}_{\{d'Y_T > \ln K\}} \right] \\ &\quad - K \mathbb{E}_t^{\mathbb{R}} \left[\exp \left(- \int_H^T r(Y_s) ds \right) \mathbb{1}_{\{d'Y_T > \ln K\}} \right] \\ &= G_{d,d}(\ln K; Y_t, t, T, H) - K G_{0,d}(\ln K; Y_t, t, T, H). \end{aligned} \quad (57)$$

Given some $(x, t, T, H, d_1, d_2) \in D \times [0, \infty) \times [0, \infty) \times [0, \infty) \times \mathcal{R}^N \times \mathcal{R}^N$, a transform $G_{d_1, d_2}(\cdot; x, t, T, H) : \mathcal{R} \rightarrow \mathcal{R}_+$ is given by

$$\begin{aligned} G_{d_1, d_2}(y; Y_t, t, T, H) &\triangleq \mathbb{E}_t^{\mathbb{R}} \left[\exp \left(- \int_H^T r(Y_s) ds \right) \exp(d_1' Y_T) \mathbb{1}_{\{d_2' Y_T > y\}} \right] \\ &= \frac{\phi^R(d_1; t, T, H)}{2} + \frac{1}{\pi} \int_0^\infty \operatorname{Re} \left[\frac{e^{-iuy} \phi^R(d_1 + iud_2; t, T, H)}{iu} \right] du, \end{aligned} \quad (58)$$

where $\text{Re}(c)$ is the real part of $c \in \mathcal{C}$, and the R -transform ϕ^R is defined in equation (51).

4.3.1 Stochastic Volatility Jump-Based Equity Option Model

The SVJJ model assumes that the log asset price process, $Y = \ln S$, and the volatility factor follow the following processes under the physical measure \mathbb{P} :

$$\begin{aligned} dY_s &= \left(r - q + \gamma^S v_s + \gamma^J - \frac{v_s}{2} \right) ds + \sqrt{v_{s-}} \left(\rho dW_{1s}^{\mathbb{P}} + \sqrt{1 - \rho^2} dW_{2s}^{\mathbb{P}} \right) \\ &\quad + d \left(\sum_{i=1}^{N_s} J_{S,i} \right) - \lambda \bar{\mu} ds, \\ dv_s &= \alpha_v (m_v - v_s) ds + \sigma_v \sqrt{v_{s-}} dW_{1s}^{\mathbb{P}} + d \left(\sum_{i=1}^{N_s} J_{v,i} \right), \end{aligned} \quad (59)$$

where $S = \exp(Y)$ is the ex-dividend asset price that pays constant dividends at rate q , r is the constant interest rate, and v is the volatility process that is elastically pulled towards its long-term mean m_v with the speed of mean-reversion α_v . $W_1^{\mathbb{P}}$ and $W_2^{\mathbb{P}}$ are two independent Brownian motions. The correlation term ρ allows negative correlation between the asset return and changes in volatility. The risk premiums $\gamma^S v$ and γ^J are for diffusive return risk and the price-jump risk, respectively. The Poisson process N under \mathbb{P} with constant intensity λ leads to jumps in both the asset price and the volatility, where the jump sizes $J_{S,i}$ and $J_{v,i}$ are correlated. The volatility jump size $J_{v,i}$ is exponentially distributed with \mathbb{P} -mean μ_v , i.e., $J_{v,i} \sim \exp(\mu_v)$. In addition, $J_{S,i} | J_{v,i} \sim \mathcal{N}(\mu_S + \rho_J J_{v,i}, \sigma_S^2)$ with normally distributed \mathbb{P} -mean $\mu_S + \rho_J J_{v,i}$ and \mathbb{P} -variance σ_S^2 . The Poisson process is independent of the Brownian motions $W_1^{\mathbb{P}}$ and $W_2^{\mathbb{P}}$, and the Brownian motions of inter-jump times. When a jump event arrives, the unconditional mean of the price jump size is $\bar{\mu} = \mathbb{E}^{\mathbb{P}} [e^{J_{S,i}}] - 1 = e^{\mu_S + \frac{1}{2}\sigma_S^2} / (1 - \rho_J \mu_v) - 1$. Similarly, under the risk-neutral measure \mathbb{Q} , the volatility jump size $J_{v,i}$ is exponentially distributed with \mathbb{Q} -mean μ_v^* , i.e., $J_{v,i} \sim \exp(\mu_v^*)$. In addition, $J_{S,i} | J_{v,i} \sim \mathcal{N}(\mu_S^* + \rho_J J_{v,i}, \sigma_S^{*2})$ with normally distributed \mathbb{Q} -mean $\mu_S^* + \rho_J J_{v,i}$ and \mathbb{Q} -variance σ_S^{*2} . Then under \mathbb{Q} , the unconditional mean of the price jump size is $\bar{\mu}^* = \mathbb{E}^{\mathbb{Q}} [e^{J_{S,i}}] - 1 = e^{\mu_S^* + \frac{1}{2}\sigma_S^{*2}} / (1 - \rho_J \mu_v^*) - 1$, and the jump-event times arrive at the \mathbb{Q} -intensity rate λ^* . Finally, the market price of price jump risk is given as $\gamma^J = \lambda \bar{\mu} - \lambda^* \bar{\mu}^*$, and that of volatility jump risk is defined as $\gamma^{vJ} = \lambda \mu_v - \lambda^* \mu_v^*$. Similar to Pan (2002), we assume that the market price of risks (MPRs)

of diffusions, are given as:

$$\begin{aligned}\gamma_{1s} &= \frac{\gamma^v}{\sigma_v} \sqrt{v_s}, \\ \gamma_{2s} &= \frac{1}{\sqrt{1-\rho^2}} \left(-\rho \frac{\gamma^v}{\sigma_v} + \gamma^S \right) \sqrt{v_s}.\end{aligned}\tag{60}$$

Therefore, the risk-neutral processes corresponding to the physical processes in equation (59) are given as follows:

$$\begin{aligned}dY_s &= \left(r - q - \frac{v_s}{2} \right) ds + \sqrt{v_{s-}} \left(\rho dW_{1s}^{\mathbb{Q}} + \sqrt{1-\rho^2} dW_{2s}^{\mathbb{Q}} \right) + d \left(\sum_{i=1}^{N_s} J_{S,i} \right) - \lambda^* \bar{\mu}^* ds, \\ dv_s &= [\alpha_v (m_v - v_s) - \gamma^v v_s] ds + \sigma_v \sqrt{v_{s-}} dW_{1s}^{\mathbb{Q}} + d \left(\sum_{i=1}^{N_s} J_{v,i} \right).\end{aligned}\tag{61}$$

This specification nests many popular equity option pricing models. In the absence of any jumps, $\lambda = 0$, this model reduces to the [Heston \(1993\)](#) stochastic volatility model, or the SV model. The SVJ models in [Pan \(2002\)](#) and [Bates \(2000\)](#) have normally distributed jumps in returns, i.e., $J_{S,i} \sim \mathcal{N}(\mu_S, \sigma_S^2)$, but no jumps in volatility, i.e., $\mu_v = 0$, $\rho_J = 0$. The SVIJ model of [Eraker et al. \(2003\)](#) is obtained as a special case of the SVJJ model under the assumption that the size of price jump is independent of the size of volatility jump, or $\rho_J = 0$.

An application of Theorem 1, Appendix B.1 and B.3 to a multidimensional process with Brownian motions and jumps risks allows us to express the asset price process and the volatility factor process given in equation (59) under the \mathbb{R} measure, as follows:

$$\begin{aligned}dY_s &= \left(r - q - \frac{v_s}{2} + \mathbb{1}_{\{s < H\}} \gamma^S v_s + \mathbb{1}_{\{s < H\}} \gamma^J \right) ds + \sqrt{v_{s-}} \left(\rho dW_{1s}^{\mathbb{R}} + \sqrt{1-\rho^2} dW_{2s}^{\mathbb{R}} \right) \\ &\quad + d \left(\sum_{i=1}^{N_s} J_{S,i} \right) - \mathbb{1}_{\{s < H\}} \lambda \bar{\mu} ds - \mathbb{1}_{\{s \geq H\}} \lambda^* \bar{\mu}^* ds, \\ dv_s &= [\alpha_v (m_v - v_s) - \mathbb{1}_{\{s \geq H\}} \gamma^v v_s] ds + \sigma_v \sqrt{v_{s-}} dW_{1s}^{\mathbb{R}} + d \left(\sum_{i=1}^{N_s} J_{v,i} \right).\end{aligned}\tag{62}$$

Notably, the jump components $\sum_{i=1}^{N_s} J_{S,i}$ and $\sum_{i=1}^{N_s} J_{v,i}$ under the \mathbb{R} measure are processes with independent but non-stationary increments, which are not compound Poisson processes anymore.²⁰

In order to obtain the expected prices of European call and put options under the SVJJ

²⁰ More rigorously, the jump processes $\sum_{i=1}^{N_s} J_{X,i}$, $X = \{S, v\}$, under the \mathbb{R} measure have the compensator

model, consider the R -transform given in (51) with $Y = \ln S$ as the only state variable, i.e.,

$$\phi^R(z) \triangleq \mathbb{E}_t^{\mathbb{R}} \left[\exp \left(- \int_H^T r du + z Y_T \right) \right].$$

With the coefficient characteristics χ and χ^* observed from equations (59) and (61), the solution is obtained as a special case of equation (52), as²¹

$$\begin{aligned} \phi^R(z) = \exp \Big(& -r(T-H) + A_1^{(z,0)}(T-H) + A_2^{(z,\hat{z})}(H-t) \\ & + B_2^{(z,\hat{z})}(H-t) \cdot v_t + z \cdot Y_t \Big), \end{aligned} \quad (63)$$

where $\hat{z} = B_1^{(z,0)}(T-H)$, and for some well-defined z_1 and z_2 ,

$$\begin{aligned} A_j^{(z_1, z_2)}(\tau) &= (r - q - \lambda^* \bar{\mu}^*) z_1 \tau + \lambda_j (f_j(\tau; z_1, z_2) - \tau) \\ &\quad + \frac{a}{\sigma_v^2} \left[(b_j - \rho \sigma_v z_1 - d_j) \tau - 2 \ln \left(\frac{1 - q_j e^{-d_j \tau}}{1 - g_j} \right) + 2 \ln \left(\frac{1 - q_j}{1 - g_j} \right) \right], \\ B_j^{(z_1, z_2)}(\tau) &= \frac{b_j - \rho \sigma_v z_1 - d_j}{\sigma_v^2} \left(\frac{1 - q_j / g_j \cdot e^{-d_j \tau}}{1 - q_j e^{-d_j \tau}} \right), \end{aligned}$$

with

$$\begin{aligned} g_j &= \frac{b_j - \rho \sigma_v z_1 - d_j}{b_j - \rho \sigma_v z_1 + d_j}, \quad q_j = \frac{b_j - \rho \sigma_v z_1 - d_j - \sigma_v^2 z_2}{b_j - \rho \sigma_v z_1 + d_j - \sigma_v^2 z_2}, \\ d_j &= \sqrt{(\rho \sigma_v z_1 - b_j)^2 - \sigma_v^2 (2u_j z_1 + z_1^2)}, \\ u_1 &= -1/2, \quad u_2 = -1/2 + \gamma^S, \quad a = \alpha_v m_v, \quad b_1 = \alpha_v + \gamma^v, \quad b_2 = \alpha_v, \end{aligned}$$

of their random measures, ν_R^X , given by (see Appendix B.3, equation (A37))

$$\nu_R^X(ds, dx) = \mathbb{1}_{\{s < H\}} \lambda f_{J_X}(x) ds dx + \mathbb{1}_{\{s \geq H\}} \lambda^* f_{J_X}^*(x) ds dx,$$

where $f_{J_S}(\cdot)$ is the normal distribution density function of price jump size $J_{S,i}$, and $f_{J_v}(\cdot)$ is the exponent distribution density function of volatility jump size $J_{v,i}$.

The Lévy measure describes the expected number of jumps of a certain size in a time interval of length 1. More specifically, for a jump process X , its Lévy measure $\nu(A)$ is defined by $\nu(A) = \mathbb{E} \left[\sum_{u \leq 1} \mathbb{1}_A(\Delta X_u(\omega)) \right]$. The compensator of the jump's random measure, ν^X , is a product measure of the Lévy measure with the Lebesgue measure, we write it as $\nu^X(ds, dx) = \nu(dx) ds$ (see, e.g., Papapantoleon, 2008).

²¹While the explicit representation of the asset price process and the volatility process under the \mathbb{R} measure is useful for numerical and empirical applications (e.g., valuation of American options or empirical methods requiring Monte Carlo simulations), the solutions of the R -transforms do not necessarily require such an *explicit* representation given by equation (62). Recall that the solutions of the R -transform and the extended R -transform in equations (52) and (55), respectively, require only the coefficient characteristic sets χ and χ^* , which are observable directly from the physical and the risk-neutral representations of the state variables in equations (59) and (61), respectively.

and

$$\begin{aligned}
f_j(\tau; z_1, z_2) &= \exp \left(\mu_{Sj} z_1 + \frac{1}{2} \sigma_{Sj}^2 z_1^2 \right) h_j, \\
h_j &= \frac{\sigma_v^2}{m_j \sigma_v^2 - \mu_{vj} (b_j - \rho \sigma_v z_1 - d_j)} \tau - \frac{2 \mu_{vj} \sigma_v^2}{(m_j \sigma_v^2 - \mu_{vj} (b_j - \rho \sigma_v z_1))^2 - (\mu_{vj} d_j)^2} \times \\
&\quad \ln \left(\frac{m_j \sigma_v^2 (1 - q_j e^{-d_j \tau}) - \mu_{vj} (b_j - \rho \sigma_v z_1 - d_j) (1 - q_j / g_j \cdot e^{-d_j \tau})}{m_j \sigma_v^2 (1 - q_j) - \mu_{vj} (b_j - \rho \sigma_v z_1 - d_j) (1 - q_j / g_j)} \right), \\
m_j &= 1 - \rho_J \mu_{vj} z_1, \\
\mu_{S1} &= \mu_S^*, \quad \mu_{S2} = \mu_S, \quad \sigma_{S1} = \sigma_S^*, \quad \sigma_{S2} = \sigma_S, \\
\lambda_1 &= \lambda^*, \quad \lambda_2 = \lambda, \quad \mu_{v1} = \mu_v^*, \quad \mu_{v2} = \mu_v.
\end{aligned}$$

Consider a European call option C written on the underlying asset $S = \exp(Y)$ with a strike price of K and an expiration date T . The expected price of the call option at time H , is given by equation (12) in Corollary 1, with $F_T = C_T = \max(S_T - K, 0) = (S_T - K)^+$ as the terminal payoff from the European call option,

$$\begin{aligned}
\mathbb{E}_t[C_H] &= \mathbb{E}_t^{\mathbb{R}} \left[e^{-\int_H^T r du} (S_T - K)^+ \right] \\
&= \mathbb{E}_t^{\mathbb{R}} \left[e^{-\int_H^T r du} S_T \mathbf{1}_{\{\ln S_T > \ln K\}} \right] - K \mathbb{E}_t^{\mathbb{R}} \left[e^{-\int_H^T r du} \mathbf{1}_{\{\ln S_T > \ln K\}} \right]. \tag{64}
\end{aligned}$$

Using the Fourier inversion method outlined in [Bakshi and Madan \(2000\)](#) and [Duffie et al. \(2000\)](#), the expected call option price can be solved as

$$\mathbb{E}_t[C_H] = \mathbb{E}_t[e^{-\int_H^T q du} S_H] \Pi_1 - K \mathbb{E}_t[P(H, T)] \Pi_2, \tag{65}$$

where the expected prices of the underlying asset and the T -maturity pure discount bond are given as:

$$\begin{aligned}
\mathbb{E}_t[e^{-\int_H^T q du} S_H] &\triangleq \mathbb{E}_t^{\mathbb{R}} \left[e^{-\int_H^T r du} S_T \right] = \phi^R(1), \\
\mathbb{E}_t[P(H, T)] &\triangleq \mathbb{E}_t^{\mathbb{R}} \left[e^{-\int_H^T r du} \right] = \phi^R(0),
\end{aligned}$$

and for $j = 1, 2$, the two probabilities Π_j are calculated by using the Fourier inversion formula:

$$\Pi_j \triangleq \mathbb{E}_t^{\mathbb{R}^j} \left[\mathbf{1}_{\{\ln S_T > \ln K\}} \right] = \frac{1}{2} + \frac{1}{\pi} \int_0^\infty \operatorname{Re} \left[\frac{e^{-iu \ln K} \Phi^{\mathbb{R}^j}(u)}{iu} \right] du,$$

with the corresponding characteristic functions $\Phi^{E^1}(u)$ and $\Phi^{E^2}(u)$, given as

$$\Phi^{E^1}(u) = \frac{\phi^R(iu + 1)}{\phi^R(1)} \quad \text{and} \quad \Phi^{E^2}(u) = \frac{\phi^R(iu)}{\phi^R(0)},$$

where i is the imaginary number.

Alternatively, for corresponding European put option P , we have

$$\mathbb{E}_t[P_H] = K \mathbb{E}_t[P(H, T)] (1 - \Pi_2) - \mathbb{E}_t[e^{-\int_H^T q \, du} S_H] (1 - \Pi_1). \quad (66)$$

The current prices of a call and a put can be obtained as special cases of equations (65) and (66), respectively, with $H = t$.

4.3.2 Expected Option Return Simulation

This section provides summary results of the simulation of the expected returns on European equity index options using the models nested in the SVJJ model for different combinations of the holding period H , and the option expiration date T . We consider the following models: the constant volatility model of [Black and Scholes \(1973\)](#) (BS), the stochastic volatility model of [Heston \(1993\)](#) (SV), the stochastic volatility jump models of [Bakshi et al. \(1997\)](#), [Bates \(1996, 2000\)](#), and [Pan \(2002\)](#) (SVJ), and the stochastic volatility double-jump model of [Duffie et al. \(2000\)](#) (SVJJ). Due to space constraints we report only a short summary of the main results here and the full details of the simulation results are reported in the Internet Appendix [IG](#). The parameters for the simulations are borrowed from the empirical studies of [Broadie et al. \(2007\)](#) and [Eraker et al. \(2003\)](#).

Overall expected returns of both calls and puts display more extreme patterns when considering shorter option maturity, shorter holding period, and *out-of-the-money* (OTM) options (due to the leverage effect). The expected returns of calls are always positive and exceed the risk-free rate, while those of puts are generally negative and less than the risk-free rate under the BS and SV models. Between the BS model and the SV model, the expected returns are slightly lower for both calls and puts under the SV model due to the negative effect of the market price of volatility risk on the expected returns of options. The expected returns of *both* the calls and the puts are very highly negative (more negative for puts than calls) under the SVJ model due to the negative effect of the market prices of volatility risk and volatility of price jump risk; and even more negative under the SVJJ model with the additional negative effect of the market price of volatility jump risk. The highly negative expected option returns under the SVJ and SVJJ models are consistent with various empirical studies that have reported highly negative put option returns and highly negative

straddle returns (see, e.g., [Coval and Shumway, 2001](#); [Broadie et al., 2009](#); [Chambers et al., 2014](#)). Interestingly, the expected returns of the holding-to-maturity *call options* are not only less than the risk-free rate, but also highly negative, suggesting significant *risk-loving* behavior on the upside (see [Coval and Shumway, 2001](#)) under the SVJ and the SVJJ models. The last result is consistent with the well-known “pricing kernel puzzle” (see [Jackwerth, 2000](#); [Aït-Sahalia and Lo, 2000](#); [Rosenberg and Engle, 2002](#)) as well as the application of the cumulative prospect theory by [Baele et al. \(2019\)](#) for explaining the risk-loving behavior on the upside. More details of these simulations are available in the Internet Appendix [IG](#).

4.3.3 Other Models

The theoretical results in sections [3](#) and [4](#) can be used for deriving the “finite-horizon” expected prices of contingent claims in different securities markets, including European equity options, variance swaps and VIX futures, Treasury bonds, corporate bonds, interest rate derivatives, credit derivatives, and others, under different models. As few more applications, the Internet Appendix [IF](#) derives the analytical solutions of the expected prices of European equity options under the CGMY model of [Carr et al. \(2002\)](#)—which nests other infinite-activity Lévy jump models, such as the variance-gamma model of [Madan and Seneta \(1990\)](#) and [Madan et al. \(1998\)](#)—using the R -transform; and the Internet Appendix [IE](#) derives the analytical solutions of the expected prices of three broad types of interest rate derivatives under a general affine jump-diffusion model and a special case of this model given as the two-jump model (see [Chacko and Das \(2002\)](#)), using the R -transform and the extended R -transform.

5 No-Arbitrage Results

The literature on option pricing contains many well-known *no-arbitrage* results—such as the put-call parity (see [Stoll \(1969\)](#)); the convexity of the call price function (see [Merton \(1973\)](#)); the existence of at least one equivalent martingale measure under which discounted prices are martingales (see [Harrison and Kreps \(1979\)](#)); and the existence of a positive state price density which equals the second derivative of the call price function with respect to the strike price (see [Breen and Litzenberger \(1978\)](#))—which apply to the *current prices* under all option pricing models, whether parametric, non-parametric, arbitrage-based or equilibrium-based. These results have led to significant “model-free” results developed in the papers of [Aït-Sahalia and Lo \(1998\)](#), [Britten-Jones and Neuberger \(2000\)](#), [Bakshi et al. \(2003\)](#), [Jiang and Tian \(2005\)](#), [Ross \(2015\)](#), and [Martin \(2017\)](#), among others.

No-arbitrage results also apply to the *expected future prices* of European options, but most of them follow trivially from the no-arbitrage results mentioned above for the current prices.²² In this section we outline a few non-trivial no-arbitrage results related to the EEM theory. To motivate the need for such no-arbitrage results, consider a complex European contingent claim with a terminal payoff which is an arbitrary non-linear function of the underlying asset's terminal price. Due to its non-standard terminal payoff, assume that this claim is not very liquid and the historical price data on it is unavailable. Also, consider that the researcher does not wish to use restrictive parametric assumptions for the underlying asset price process that allow analytical solutions to the current price and the expected future price of this claim (as derived in the previous two sections). However, assume that a highly liquid market exists for the standard European out-of-the-money (OTM) calls and puts over a range of different strikes, and the expected returns of these options can be estimated with historical option price data using empirical papers that do not make restrictive parametric assumptions about the return-generating process.²³ We show how to obtain the *expected future price* of this complex European contingent claim using market-observed current prices and expected returns of the standard European OTM calls and puts written on the underlying asset. In other words, we show how the current prices and expected returns from a very liquid option market of standard calls and puts, can be used to estimate the expected future price of a complex claim in a non-liquid market. As another no-arbitrage result, we show how the market-observed current prices and the “holding-to-maturity” expected returns of the standard European OTM calls and puts, are related to the *physical density* of the underlying asset's future price.

Breeden and Litzenberger (1978) show that the second derivative of the call option price function with respect to the strike price gives the continuum of Arrow-Debreu prices or the state price density (SPD). This result has been used by researchers to get non-parametric model-free estimates of the SPD,²⁴ which are then used for valuing a wider range of complex

²²For example, a couple of trivial no-arbitrage relations related to the expected future prices of European options are given as follows:

i) the put-call *expectations* parity can be given as:

$$\mathbb{E}_t[P_H] = \mathbb{E}_t[C_H] + K \mathbb{E}_t[P(H, T)] - \mathbb{E}_t[S_H],$$

ii) the absence of arbitrage guarantees the existence of at least one EEM via Theorem 1, which can be used to obtain the expected future price of a European contingent claim using either equation (5) or (6).

²³Many empirical papers on option expected returns do not make strong assumptions about the return generating process, which are typically made under the parametric option pricing models that allow analytical solutions (e.g., see Coval and Shumway, 2001; Bondarenko, 2003, 2014; Jones, 2006; Driessen and Maenhout, 2007; Santa-Clara and Saretto, 2009; Bakshi et al., 2010; Constantinides et al., 2013; Israelov and Kelly, 2017; Baele et al., 2019; Büchner and Kelly, 2019).

²⁴For example, see Aït-Sahalia and Lo (1998). Unlike the conventional definition of the SPD as Arrow-Debreu price density, Aït-Sahalia and Lo (1998) normalize the SPD so that it equals the risk-neutral density

European derivative securities and to study the fundamental asset-pricing dynamics.²⁵ This section demonstrates that analogous to the Breeden and Litzenberger result, the second derivative of the expected future call price function with respect to the strike price gives the expected *future state price density* (FSPD). The expected FSPD equals the discounted \mathbb{R}_1^T probability density (as shown below in Theorem 2), similar to how the SPD equals the discounted forward density \mathbb{Q}^T . If the expected FSPD can be econometrically estimated using the expected future prices of standard European call and put options, then it can be used for obtaining the expected future prices (and expected returns) of a wider range of complex European contingent claims with terminal payoffs that are arbitrary functions of the underlying asset's future price. Though a full-blown econometric investigation of the expected FSPD is beyond the scope of this paper, we present three results related to the expected FSPD in the following three subsections, which reveal its importance for future empirical research on the option return models.

5.1 The Expected FSPD: An Extension of Breeden and Litzenberger (1978)

Assume that the SPD of an asset at current time t is given by the function $f_t(S_T)$, where S_T is the future price of this asset at time T . Also, assume that the future state price density (FSPD) of this asset at a future time H is given by the function $f_H(S_T|Y_H)$, where Y_H is a vector of state variables (such as future asset price S_H , future volatility, etc.) at time H , for all $t \leq H \leq T$. Let the physical expectation $g_t(H, S_T) \triangleq \mathbb{E}_t[f_H(S_T|Y_H)]$ define the expected FSPD. Theorem 2 presents an extension of the Breeden and Litzenberger (1978) result.

Consider a European call option with a payoff equal to $C_T = (S_T - K)^+$ and a European put option with a payoff equal to $P_T = (K - S_T)^+$ at time T . Let C_H and P_H be the future prices of the call option and the put option, respectively, at a future time $H \leq T$.

Theorem 2 *The expected FSPD, $g_t(H, S_T) \triangleq \mathbb{E}_t[f_H(S_T|Y_H)]$, is given by the second derivative of either the expected call price $\mathbb{E}_t[C_H]$ or the expected put price $\mathbb{E}_t[P_H]$ with respect to the strike price K , and it equals the product of the expected bond price $\mathbb{E}_t^{\mathbb{P}}[P(H, T)]$ and the*

for the case of constant interest rates, and the forward measure density for the case of stochastic interest rates. We use the conventional definition of the SPD as the Arrow-Debreu price density in this paper, since we do not normalize it.

²⁵For example, see Aït-Sahalia and Lo (1998), Jackwerth (2000), Rosenberg and Engle (2002), Bakshi et al. (2003), Chabi-Yo et al. (2008), Xing et al. (2010), Bollerslev and Todorov (2011), Conrad et al. (2013), Kozhan et al. (2013), Christoffersen et al. (2013), An et al. (2014), Chaudhuri and Schroder (2015), Ross (2015), Martin (2017), Martin and Wagner (2019), Chabi-Yo and Loudis (2020), and Jensen et al. (2019).

probability density $p_t^{\mathbb{R}_1^T}(S_T)$. Formally,

$$\begin{aligned} g_t(H, S_T) &= \left[\frac{\partial^2 \mathbb{E}_t[C_H]}{\partial K^2} \right]_{K=S_T} = \left[\frac{\partial^2 \mathbb{E}_t[P_H]}{\partial K^2} \right]_{K=S_T} \\ &= \mathbb{E}_t^{\mathbb{P}}[P(H, T)] p_t^{\mathbb{R}_1^T}(S_T), \text{ for all } t \leq H \leq T \end{aligned} \quad (67)$$

which under the special case of constant or deterministic short rate becomes,

$$g_t(H, S_T) = \left[e^{-\int_H^T r_u du} \right] p_t^{\mathbb{R}}(S_T), \text{ for all } t \leq H \leq T, \quad (68)$$

where $p_t^{\mathbb{R}}(S_T)$ and $p_t^{\mathbb{R}_1^T}(S_T)$ are time t equivalent probability densities of S_T under \mathbb{R} and \mathbb{R}_1^T measures, respectively.

Proof. See Appendix A.9. ■

Equation (67) expresses the expected FSPD, $g_t(H, S_T) \triangleq \mathbb{E}_t[f_H(S_T|Y_H)]$, as a function of S_T and H . According to equation (67), the expected FSPD equals the discounted \mathbb{R}_1^T density, analogous to how the SPD equals the discounted (forward) \mathbb{Q}^T density in Breeden and Litzenberger (1978), as follows:

$$f_t(S_T) = [\partial^2 C_t / \partial K^2]_{K=S_T} = P(t, T) p_t^{\mathbb{Q}^T}(S_T), \text{ for all } t = H \leq T. \quad (69)$$

According to equation (68), the expected FSPD equals the discounted \mathbb{R} density for the special case when the short rate is either constant or deterministic, analogous to how the SPD equals the discounted (risk-neutral) \mathbb{Q} density in Breeden and Litzenberger (1978) under this case, as follows:

$$f_t(S_T) = [\partial^2 C_t / \partial K^2]_{K=S_T} = \left[e^{-\int_t^T r_u du} \right] p_t^{\mathbb{Q}}(S_T), \text{ for all } t = H \leq T, \quad (70)$$

When $H = t$, the expected FSPD becomes the current SPD, and equations (69) and (70) obtain as special cases of equations (67) and (68), respectively.²⁶

5.2 Computing the Expected Prices of Complex Claims using the Expected FSPD

In this section we demonstrate how the expected FSPD can be obtained using the market-observed current prices and the historical estimates of the expected returns of standard

²⁶Equation (69) follows as a special case of equation (67), since by property (iv) of Proposition 3, \mathbb{R}_1^T converges to \mathbb{Q}^T , when $t = H$. Similarly, equation (70) follows as a special case of equation (68), since by property (iv) of Proposition 1, \mathbb{R} converges to \mathbb{Q} , when $t = H$.

European OTM calls and OTM puts for a finite range of different strikes. We also demonstrate how the expected FSPD can be used for obtaining the expected future prices of a wider range of complex European contingent claims (with terminal payoffs that are arbitrary functions of the underlying asset's future price), similar to how the non-parametric estimate of the SPD obtained from the current prices of standard European OTM calls and puts can be used for obtaining the current prices of a wider range of complex European contingent claims (see [Aït-Sahalia and Lo \(1998\)](#)). Before deriving these results, Corollary 2 given below presents a no-arbitrage relationship between the SPD and the expected FSPD.

Corollary 2 *By the absence of arbitrage, \mathbb{R}_1^T and \mathbb{Q}^T are equivalent probability measures, which implies:*

$$g_t(H, S_T) > 0 \quad \text{if and only if} \quad f_t(S_T) > 0, \quad (71)$$

and

$$g_t(H, S_T) = 0 \quad \text{if and only if} \quad f_t(S_T) = 0. \quad (71a)$$

Proof. Since the absence of arbitrage implies that the \mathbb{P} measure is equivalent to both the \mathbb{R}_1^T measure (by Theorem 1(ii)) and the \mathbb{Q}^T measure (by the first fundamental theorem of asset pricing), it follows that \mathbb{R}_1^T and \mathbb{Q}^T are also equivalent probability measures. In addition, since both $\mathbb{E}_t^{\mathbb{P}}[P(H, T)]$ and $P(t, T)$ are always positive, equations (67) and (69) imply equations (71) and (71a), respectively. ■

Since the expected FSPD or $g_t(H, S_T)$ is given as the curvature of $\mathbb{E}_t(C_H)$ with respect to the strike price in equation (67), and the SPD or $f_t(S_T)$ is given as the corresponding curvature of C_t in equation (69), the absence of arbitrage implies that whenever the curvature of the current call price C_t with respect to the strike price is greater than (equal to) zero, the corresponding curvature of the expected future call price $\mathbb{E}_t[C_H]$ is also greater than (equal to) zero.

We now demonstrate how the expected FSPD can be obtained using the current prices and the expected returns of standard European OTM calls and OTM puts. Let the time t expectation of the future price of a European option (either call or put) at time H be given as follows:

$$\mathbb{E}_t[C_H] = \underbrace{C_t}_{\text{Forward-looking}} \times \underbrace{(1 + R_t^c(k_t, h, \tau))}_{\text{Backward-looking}}, \quad (72)$$

$$\mathbb{E}_t[P_H] = \underbrace{P_t}_{\text{Forward-looking}} \times \underbrace{(1 + R_t^p(k_t, h, \tau))}_{\text{Backward-looking}}, \quad (72a)$$

where C_t and P_t are the time t prices of the call and the put, respectively; $k_t = K/S_t$ measures the moneyness of the option; $h = H - t$ is the holding period, which is less than or equal to $\tau = T - t$, the time remaining until option expiration date; and $R_t^c(k_t, h, \tau) = \mathbb{E}_t[C_H]/C_t - 1$ and $R_t^p(k_t, h, \tau) = \mathbb{E}_t[P_H]/P_t - 1$, are the expected simple returns of the call option and the put option, respectively.

According to equations (72) and (72a), the historical data-based *backward-looking* expected option returns $R_t^c(k_t, h, \tau)$ and $R_t^p(k_t, h, \tau)$, combined with the market-observed *forward-looking* prices of these options C_t and P_t , provide the estimates of the expected future prices of these options $\mathbb{E}_t[C_H]$ and $\mathbb{E}_t[P_H]$, respectively. By extending the non-parametric methods, such as Jackwerth (2004) and Figlewski (2009), twice-differentiable functions (with respect to the strike price) can be fitted to the expected future prices $\mathbb{E}_t[C_H]$ and $\mathbb{E}_t[P_H]$, using a finite number of out-of-the-money (OTM) calls and OTM puts, and then the expected FSPD or $g_t(H, S_T)$ is obtained by numerically computing the second derivative of the expected future price functions of the OTM calls and the OTM puts using Theorem 2. As an illustrative example, the technical details of such a non-parametric method is demonstrated with an extension of the fast and stable method of Jackwerth (2004) in Internet Appendix IH.

Obtaining the estimate of $g_t(H, S_T)$ in this manner is economically intuitive. It is well known that the *backward-looking* estimates of expected returns $R_t^c(k_t, h, \tau)$ and $R_t^p(k_t, h, \tau)$, depend more on *preferences* which can be assumed to be time-stationary. For example, in a recent paper, Baele et al. (2019) find that $R_t^c(k_t, h, \tau)$ and $R_t^p(k_t, h, \tau)$ are much more sensitive to the preference parameters (related to the cumulative prospect theory-based utility function) than the assumed return distribution of the underlying asset. On the other hand, the *forward-looking* current option prices C_t and P_t reflect new information, which allows $\mathbb{E}_t[C_H]$ and $\mathbb{E}_t[P_H]$ to change dynamically in equations (72) and (72a). Thus, new information revealed by the current option prices is incorporated in the dynamically changing estimate of $g_t(H, S_T)$ using Theorem 2.

The option expected returns $R_t^c(k_t, h, \tau)$ and $R_t^p(k_t, h, \tau)$ can be estimated using time-series data on call and put options of various strikes either unconditionally or conditionally. This approach does not require making strong parametric assumptions about the return generating process (as in Bates, 1996; Bakshi et al., 1997; Duffie et al., 2000; Bates, 2000; Andersen et al., 2002; Pan, 2002; Eraker et al., 2003; Eraker, 2004; Broadie et al., 2007, 2009; Chambers et al., 2014; Chaudhuri and Schroder, 2015) since it does not use a parametric

option pricing model to get the expected FSPD, but obtains the expected FSPD from the expected returns of standard European calls and puts using historical option price data. In other words, it requires knowing *only the first moment of the option returns*, and not the entire physical probability distributions assumed under the parametric option pricing models. It can use historical time-series data-based option return models that do not make strong assumptions about the underlying probability distribution (e.g., see [Coval and Shumway, 2001](#); [Bondarenko, 2003, 2014](#); [Jones, 2006](#); [Driessen and Maenhout, 2007](#); [Santa-Clara and Saretto, 2009](#); [Bakshi et al., 2010](#); [Constantinides et al., 2013](#); [Israelov and Kelly, 2017](#); [Baele et al., 2019](#); [Büchner and Kelly, 2019](#)).

The next corollary shows how the empirically-estimated expected FSPD can be used to get the expected future prices of complex European contingent claims.

Corollary 3 *The expected future price of a contingent claim F with an arbitrary terminal payoff function $F_T = h(S_T)$, can be numerically computed using the expected FSPD, $g_t(H, S_T)$ as follows:*

$$\mathbb{E}_t[F_H] = \int_0^\infty g_t(H, S)h(S)dS. \quad (73)$$

Proof. The proof follows by substituting $g_t(H, S_T)$ from equation (67) into equation (13), and simplifying. ■

The expected FSPD, $g_t(H, S_T)$, is the only input needed in the above equation which can be solved numerically for any non-linear function $h(S_T)$.

5.3 Obtaining the Physical Density from the Expected Holding-to-Maturity Option Returns

The recovery theorems of [Ross \(2015\)](#) and others (see, e.g. [Carr and Yu, 2012](#); [Qin and Linetsky, 2016](#); [Walden, 2017](#); [Martin and Ross, 2019](#)) assume a risk-averse representative investor, a transition independent pricing kernel, and time-homogeneous transition probabilities. As shown by [Ross \(2015\)](#), under these assumptions a unique physical density exists using the Perron-Frobenius theorem. This theoretical setup places extremely stringent assumptions on the return distribution process. For example, the time-homogeneity of the transition probabilities is inconsistent with the return distributions under virtually all of the known option pricing and asset pricing models used in the equity returns literature. Moreover, as shown by [Borovička et al. \(2016\)](#), the time-homogeneity of transition probabilities implies that the martingale component of the stochastic discount factor is a constant equal to unity, which is untrue given the lower bounds on the martingale component's variance derived in [Alvarez](#)

and Jermann (2005) and Bakshi and Chabi-Yo (2012) for investments with a mix of both equity and fixed income securities. This assumption is also seemingly untrue for the subset of purely fixed income investments, as shown by i) the volatile behavior of the long bond, which violates this assumption as shown in Qin et al. (2018), and ii) the violations of the restrictions that link the risk-neutral and physical distributions implied by this assumption, as shown by Bakshi et al. (2017) with the data on the options on the 30-year bond futures. Thus, recovering the forward-looking physical density does not seem feasible using the Ross (2015) recovery theorem.²⁷

While the recovery theorems of Ross (2015) and others have focused on how to obtain the physical density from the SPD, surprisingly a much simpler and direct relation between the underlying asset’s physical probability density and its expected FSPD has gone unnoticed. To see this define the expected *terminal* FSPD as the expected FSPD in equation (67) with the horizon date H equal to the option expiration date T . The following corollary to Theorem 2 demonstrates this result:

Corollary 4 *The expected terminal FSPD (i.e., for the special case $H = T$) given by equation (67) of Theorem 2 is equal to the physical density of the underlying asset’s future price. Formally,*

$$\mathbb{E}_t[f_T(S_T)] = \left[\frac{\partial^2 \mathbb{E}_t[C_T]}{\partial K^2} \right]_{K=S_T} = p_t^{\mathbb{P}}(S_T), \quad \text{for all } t \leq H = T, \quad (74)$$

where $p_t^{\mathbb{P}}(S_T)$ is the time t physical density of S_T under the \mathbb{P} measure.

Proof. This result can be obtained as a special case of Theorem 2 for $H = T$.²⁹ ■

²⁷Relaxing the time-homogeneity assumption, Jensen et al. (2019) extend the Ross (2015) recovery framework by recovering the physical density using more equations corresponding to “several” future time periods. Jackwerth and Menner (2020) consider variants of Ross (2015) recovery theorem with additional economic restrictions, including the generalized recovery theorem of Jensen et al. (2019), which they derive independently. The density tests and the mean and variance prediction tests of Jackwerth and Menner (2020) further underscore not only the failure of the recovery theorem of Ross (2015) and its variants with additional economic restrictions, but also the failure of the generalized recovery theorem of Jensen et al. (2019)—all of which reject the null hypothesis that future realized one-month S&P 500 returns are drawn from the one-month physical distribution implied by these theorems.²⁸ In contrast, Jackwerth and Menner (2020) find that two simple benchmark methods (power utility with the risk aversion coefficient equal to 3, and historical return distribution method) perform much better as they tend not to reject the null hypothesis in their various tests.

²⁹The first equality in equation (74) follows directly by applying Theorem 2 for $H = T$. The second equality in equation (74) can be obtained by noting that when $H = T$, $\mathbb{E}_t^{\mathbb{P}}[P(T, T)] p_t^{\mathbb{R}_1^T}(S_T) = p_t^{\mathbb{P}}(S_T)$ or $\mathbb{R}_1^T = \mathbb{P}$, in equation (67) by using Proposition 3(iii), and using the T -maturity pure discount bond, $P(\cdot, T)$ as the numeraire. With this numeraire, $G_T = P(T, T) = 1$ in Proposition 3(iii). Therefore, for the special case, Proposition 3(iii) implies that when $H = T$, the \mathbb{R}_1^* measure becomes the \mathbb{P} measure, since $G_T/\mathbb{E}_t^{\mathbb{P}}[G_T] = P(T, T)/\mathbb{E}_t^{\mathbb{P}}[P(T, T)] = 1$. The second equality in equation (74) also follows by substituting $C_T = (S_T - K)^+$, and obtaining the second derivative with respect to K directly.

While Corollary 4 is not directly related to the debate on the recovery theorems—since the relationship of the physical density is not demonstrated with the SPD, but with the expected terminal FSPD—it still provides a new perspective on the recovery theorems of Ross (2015) and others. It shows that the relationship between the physical probability density and option prices can be obtained as an *arbitrage-based, tautologically exact* result only when the relationship is made using the expected terminal FSPD via the expected terminal call option prices as shown in equation (74), and not with the SPD via the current call option prices. While not as ambitious in scope as the Ross (2015) recovery theorem, Corollary 4 still provides a strong result for empirical applications, since the physical density of the underlying asset’s future price is determined by the second derivative of *only the first moment* of the terminal value of the call option with respect to the strike price. Thus, other higher order moments of the terminal values of call options *or* the higher order moments of the future price of the asset are not required for approximating the physical probability density.

Interestingly, Corollary 4 makes all of the results derived in sections 5.1 and 5.2 for obtaining the expected FSPD from current prices and expected returns of standard European OTM calls and puts immediately applicable for obtaining the physical density using the special case of $H = T$. Of course, the robustness of the physical density obtained in this way depends on the nature of assumptions made in the empirical papers on option return models, and can be investigated by future research.³⁰ Our more immediate and limited goal in this subsection is similar to that of the previous subsection: to demonstrate that the expected terminal FSPD can be used for obtaining the expected future prices of a wider range of complex European contingent claims with terminal payoffs that are arbitrary functions of the underlying asset’s future price. Of course, since the expected terminal FSPD equals the physical density, Corollary 4 can also be used for obtaining the higher order moments of the complex claim’s future price or returns.

6 Extensions and Conclusion

This section considers some extensions and applications of the EEM theory and then concludes the paper. Until now the paper has focused only on those European contingent claim models that admit an analytical solution to the claim’s current price. As the first extension,

³⁰The estimation of expected option returns using historical data can be done without making strong parametric assumptions about the physical density of the underlying asset price process (e.g., see Coval and Shumway, 2001; Bondarenko, 2003, 2014; Jones, 2006; Driessen and Maenhout, 2007; Santa-Clara and Saretto, 2009; Bakshi et al., 2010; Constantinides et al., 2013; Israelov and Kelly, 2017; Baele et al., 2019; Büchner and Kelly, 2019).

consider a general claim (e.g., European, Barrier, Bermudan, quasi-American, etc.) that remains alive until time H , but the analytical solution of its current price does not exist. Numerical methods can be used to compute the expected price of such a claim at time H using the EEMs, such as the \mathbb{R} measure. For example, consider a quasi-American put option which is exercisable on or after time $T_e \geq H$, until the option expiration date T (i.e., $T_e \leq T$). The expected price of this option at time H is given as

$$\mathbb{E}_t [P_H^A] = \sup_{\tau \in \mathcal{T}_{T_e, T}} \mathbb{E}_t^{\mathbb{R}} \left[e^{-\int_H^\tau r_u du} P_\tau^A \middle| \mathcal{F}_t \right] \quad \text{for } 0 \leq t \leq H \leq T_e \leq T, \quad (75)$$

where P_s^A is the price of the quasi-American put option at time s , for all $H \leq s \leq T$, $P_T^A = P_T = \max(K - S_T, 0)$, \mathcal{T} is the set of all stopping times with respect to the filtration \mathcal{F} , and $\mathcal{T}_{T_e, T} \triangleq \{\tau \in \mathcal{T} | \mathbb{P}(\tau \in [T_e, T]) = 1\}$ is the subset of \mathcal{T} . The above equation follows by applying properties (i) and (ii) of Proposition 1, and valuing the American option as an optimal stopping problem (see Jacka, 1991) from time T_e until time T . The above example shows how the EEM theory can be applied for obtaining the expected price of any type of claim at time H , assuming the claim remains alive until time H . Numerical methods such as trees, finite difference methods, and Monte Carlo methods can be used for pricing such claims under the \mathbb{R} measure.

Second, consider those claims that may not be alive until time H in some states of nature. For example, consider a standard American option that can be exercised at any time until the expiration date of the option. While the expected future price of an American option cannot be computed, since the option is not alive at time H in some states of nature, the expected future price of a *reinvestment strategy* that invests the value of the American option upon exercise in another security like a Treasury bond or a money market account, until time H , can be computed numerically using the \mathbb{R} measure.

Third, though this paper has focused on the derivation of the analytical solution of only the first moment of the future price of a contingent claim, future research can use the EEM theory to derive analytical solutions of the variance and other higher order moments of the claim's future price. Also, various numerical methods, such as trees, finite difference methods, and Monte Carlo methods can be used to obtain the higher order moments of the future price of a portfolio of claims under the \mathbb{R} measure. Furthermore, various finite-horizon tail risk measures (such as Value-at-Risk, conditional VaR, expected shortfall, and others) of contingent claim portfolios can be obtained with Monte Carlo simulations under the \mathbb{R} measure. Thus, EEMs such as the \mathbb{R} measure can significantly advance the risk and return analysis of fixed income and financial derivative portfolios.

Finally, perhaps the most important empirical application of the analytical solutions

of the expected future prices of contingent claims obtained using the EEM theory is that various simulation methods, such as the Markov Chain Monte Carlo, generalized method of moments, and others become feasible for studying the cross-section of returns of a variety of contingent claims, such as Treasury bonds, corporate bonds, interest rate derivatives, credit derivatives, equity derivatives, and others. It is our hope that the EEM theory can shift the focus of research from mostly valuation to *both* valuation and expected returns, for a variety of finite-maturity securities and claims used in the fixed income markets and the derivatives markets, respectively.

We conclude this paper by summarizing its main results. First and foremost, this paper has developed the EEM theory for deriving the analytical solutions of the expected prices (both current prices and expected future prices) of European contingent claims, generalizing the risk-neutral valuation approach of Black-Scholes-Merton and [Cox and Ross \(1976\)](#), as well as the martingale pricing theory of [Harrison and Kreps \(1979\)](#). We present three equivalent expectation measures—the \mathbb{R} measure, the \mathbb{R}_1^T measure, and the \mathbb{R}_1^S measure—as generalizations of the three equivalent martingale measures—the \mathbb{Q} measure, the \mathbb{Q}^T measure, and the \mathbb{Q}^S measure, respectively (see [Harrison and Kreps, 1979](#); [Geman et al., 1995](#))—for deriving analytical solutions of the expected prices of a variety of contingent claims including Treasury bonds, corporate bonds, interest rate derivatives, credit derivatives, equity derivatives, and others. Second, this paper derives the R -transform and the extended R -transform as extensions of the Q -transforms of [Bakshi and Madan \(2000\)](#) and [Duffie et al. \(2000\)](#) for deriving analytical solutions of the expected prices of both standard and exotic claims under more complex stochastic processes.

Finally, as a new direction of empirical research, we extend the work of [Breedon and Litzenberger \(1978\)](#) and show that the second derivative of the expected future price of a standard European call option with respect to the strike price equals the expected future state price density (FSPD). Using the expected FSPD we provide no-arbitrage results which can be used to obtain the expected future prices of complex European contingent claims as well as the physical density of the underlying asset’s future price, using the *current prices* and *only the first return moment* of standard European OTM call and put options.

Appendix

A The Proofs

A.1 Proof of Theorem 1

Proof of Theorem 1(i). To prove that \mathbb{R}^* and \mathbb{P} are equivalent probability measures, and $\mathcal{L}_s^*(H)$ is the corresponding Radon-Nikodým derivative process, we show that $\mathcal{L}_s^*(H)$ is a martingale; $\mathcal{L}_T^*(H)$ is almost surely positive; and $\mathbb{E}[\mathcal{L}_T^*(H)] = 1$ (see, e.g., [Shreve, 2004](#), Theorem 1.6.1 and Definition 1.6.3).

Consider the following three cases to show that $\mathcal{L}_s^*(H)$ is a martingale (see, e.g., [Borodin and Salminen, 2002](#), Chapter I), or $\mathbb{E}[\mathcal{L}_{s_2}^*(H)|\mathcal{F}_{s_1}] = \mathcal{L}_{s_1}^*(H)$, for all $0 \leq s_1 \leq s_2 \leq T$. First, for all $0 \leq s_1 \leq s_2 \leq H \leq T$, $\mathcal{L}_{s_1}^*(H) = \mathcal{L}_{s_2}^*(H) = 1$, hence $\mathbb{E}[\mathcal{L}_{s_2}^*(H)|\mathcal{F}_{s_1}] = \mathcal{L}_{s_1}^*(H)$. Second, for all $0 \leq H \leq s_1 \leq s_2 \leq T$,

$$\begin{aligned} \mathbb{E}[\mathcal{L}_{s_2}^*(H)|\mathcal{F}_{s_1}] &= \mathbb{E}\left[\frac{L_{s_2}^*}{L_H^*} \middle| \mathcal{F}_{s_1}\right] = \mathbb{E}\left[\frac{\mathbb{E}[L_T^*|\mathcal{F}_{s_2}]}{L_H^*} \middle| \mathcal{F}_{s_1}\right] = \frac{\mathbb{E}[\mathbb{E}[L_T^*|\mathcal{F}_{s_2}]|\mathcal{F}_{s_1}]}{L_H^*} = \frac{\mathbb{E}[L_T^*|\mathcal{F}_{s_1}]}{L_H^*} \\ &= \frac{L_{s_1}^*}{L_H^*} = \mathcal{L}_{s_1}^*(H). \end{aligned}$$

Third, for all $0 \leq s_1 \leq H \leq s_2 \leq T$,

$$\begin{aligned} \mathbb{E}[\mathcal{L}_{s_2}^*(H)|\mathcal{F}_{s_1}] &= \mathbb{E}\left[\frac{L_{s_2}^*}{L_H^*} \middle| \mathcal{F}_{s_1}\right] = \mathbb{E}\left[\mathbb{E}\left[\frac{L_{s_2}^*}{L_H^*} \middle| \mathcal{F}_H\right] \middle| \mathcal{F}_{s_1}\right] = \mathbb{E}\left[\mathbb{E}\left[\frac{\mathbb{E}[L_T^*|\mathcal{F}_{s_2}]}{L_H^*} \middle| \mathcal{F}_H\right] \middle| \mathcal{F}_{s_1}\right] \\ &= \mathbb{E}\left[\frac{\mathbb{E}[\mathbb{E}[L_T^*|\mathcal{F}_{s_2}]|\mathcal{F}_H]}{L_H^*} \middle| \mathcal{F}_{s_1}\right] = \mathbb{E}\left[\frac{\mathbb{E}[L_T^*|\mathcal{F}_H]}{L_H^*} \middle| \mathcal{F}_{s_1}\right] = \mathbb{E}\left[\frac{L_H^*}{L_H^*} \middle| \mathcal{F}_{s_1}\right] = \mathcal{L}_{s_1}^*(H). \end{aligned}$$

Therefore, $\mathcal{L}_s^*(H)$ is a martingale.

Next, we show that $\mathcal{L}_T^*(H)$ is almost surely positive and $\mathbb{E}[\mathcal{L}_T^*(H)] = 1$. First, note that L_T^* is almost surely positive since \mathbb{P} and \mathbb{Q}^* are equivalent probability measures. Since $L_H^* = \mathbb{E}[L_T^*|\mathcal{F}_H]$, then L_H^* is also almost surely positive. Finally, by definition (see equation (8)), $\mathcal{L}_T^*(H) = L_T^*/L_H^*$ is also almost surely positive. Additionally, $\mathbb{E}[\mathcal{L}_T^*(H)] = \mathbb{E}[L_T^*/L_H^*] = \mathbb{E}[\mathbb{E}[L_T^*|\mathcal{F}_H]/L_H^*] = \mathbb{E}[L_H^*/L_H^*] = 1$. ■

Proof of Theorem 1(ii). We show that \mathbb{R}_1^* and \mathbb{P} are equivalent probability measures, and $\mathcal{L}_{1s}^*(H)$ is the corresponding Radon-Nikodým derivative process similar to the above process. First, we show that $\mathcal{L}_{1s}^*(H)$ is a martingale using the following three cases. For $0 \leq s_1 \leq s_2 \leq H \leq T$,

$$\mathbb{E}[\mathcal{L}_{1s_2}^*(H)|\mathcal{F}_{s_1}] = \mathbb{E}\left[\frac{\mathbb{E}_{s_2}[G_H]}{\mathbb{E}_0[G_H]} \middle| \mathcal{F}_{s_1}\right] = \frac{\mathbb{E}_{s_1}[\mathbb{E}_{s_2}[G_H]]}{\mathbb{E}_0[G_H]} = \frac{\mathbb{E}_{s_1}[G_H]}{\mathbb{E}_0[G_H]} = \mathcal{L}_{1s_1}^*(H).$$

For $0 \leq H \leq s_1 \leq s_2 \leq T$,

$$\mathbb{E} [\mathcal{L}_{1s_2}^*(H) | \mathcal{F}_{s_1}] = \mathbb{E} \left[\frac{G_H}{\mathbb{E}_0[G_H]} \cdot \frac{L_{s_2}^*}{L_H^*} \middle| \mathcal{F}_{s_1} \right] = \frac{G_H}{\mathbb{E}_0[G_H]} \cdot \frac{\mathbb{E}_{s_1}[L_{s_2}^*]}{L_H^*} = \frac{G_H}{\mathbb{E}_0[G_H]} \cdot \frac{L_{s_1}^*}{L_H^*} = \mathcal{L}_{1s_1}^*(H).$$

For $0 \leq s_1 \leq H \leq s_2 \leq T$,

$$\begin{aligned} \mathbb{E} [\mathcal{L}_{1s_2}^*(H) | \mathcal{F}_{s_1}] &= \mathbb{E} \left[\frac{G_H}{\mathbb{E}_0[G_H]} \cdot \frac{L_{s_2}^*}{L_H^*} \middle| \mathcal{F}_{s_1} \right] = \mathbb{E}_{s_1} \left[\mathbb{E}_H \left[\frac{G_H}{\mathbb{E}_0[G_H]} \cdot \frac{L_{s_2}^*}{L_H^*} \right] \right] = \mathbb{E}_{s_1} \left[\frac{G_H}{\mathbb{E}_0[G_H]} \cdot \frac{\mathbb{E}_H[L_{s_2}^*]}{L_H^*} \right] \\ &= \mathbb{E}_{s_1} \left[\frac{G_H}{\mathbb{E}_0[G_H]} \cdot \frac{L_H^*}{L_H^*} \right] = \frac{\mathbb{E}_{s_1}[G_H]}{\mathbb{E}_0[G_H]} = \mathcal{L}_{1s_1}^*(H). \end{aligned}$$

Next, we show that $\mathcal{L}_{1T}^*(H)$ is almost surely positive and $\mathbb{E}[\mathcal{L}_{1T}^*(H)] = 1$. Since the numeraire asset G is positive, using similar logic as in the proof of Theorem 1(i), $\mathcal{L}_{1T}^*(H)$ is almost surely positive, and

$$\begin{aligned} \mathbb{E} [\mathcal{L}_{1T}^*(H)] &= \mathbb{E}_0 \left[\frac{G_H}{\mathbb{E}_0[G_H]} \cdot \frac{L_T^*}{L_H^*} \right] = \mathbb{E}_0 \left[\mathbb{E}_H \left[\frac{G_H}{\mathbb{E}_0[G_H]} \cdot \frac{L_T^*}{L_H^*} \right] \right] = \mathbb{E}_0 \left[\frac{G_H}{\mathbb{E}_0[G_H]} \cdot \frac{\mathbb{E}_H[L_T^*]}{L_H^*} \right] \\ &= \mathbb{E}_0 \left[\frac{G_H}{\mathbb{E}_0[G_H]} \cdot \frac{L_H^*}{L_H^*} \right] = 1. \end{aligned}$$

■

Proof of Theorem 1(iii). Equation (5) follows from the definition of the \mathbb{R}^* measure, as

$$\begin{aligned} \mathbb{E}_t[F_H] &= \mathbb{E}_t^{\mathbb{P}} \left[\mathbb{E}_H^{\mathbb{Q}^*} \left[G_H \frac{F_T}{G_T} \middle| \mathcal{F}_H \right] \middle| \mathcal{F}_t \right] \\ &= \mathbb{E}_t^{\mathbb{P}} \left[\mathbb{E}_H^{\mathbb{P}} \left[\frac{L_T^*}{L_H^*} \cdot G_H \frac{F_T}{G_T} \middle| \mathcal{F}_H \right] \middle| \mathcal{F}_t \right] \\ &= \mathbb{E}_t^{\mathbb{P}} \left[\frac{L_T^*}{L_H^*} \cdot G_H \frac{F_T}{G_T} \middle| \mathcal{F}_t \right] \\ &= \mathbb{E}_t^{\mathbb{P}} \left[\frac{L_T^*/L_H^*}{1} \cdot G_H \frac{F_T}{G_T} \middle| \mathcal{F}_t \right] \\ &= \mathbb{E}_t^{\mathbb{P}} \left[\frac{\mathcal{L}_T^*(H)}{\mathcal{L}_t^*(H)} \cdot G_H \frac{F_T}{G_T} \middle| \mathcal{F}_t \right] \\ &= \mathbb{E}_t^{\mathbb{R}^*} \left[G_H \frac{F_T}{G_T} \middle| \mathcal{F}_t \right]. \end{aligned} \tag{A1}$$

To obtain equation (6), we start with the third equality of equation (A1), which gives

$$\begin{aligned}
\mathbb{E}_t[F_H] &= \mathbb{E}_t^{\mathbb{P}} \left[\frac{L_T^*}{L_H^*} \cdot G_H \frac{F_T}{G_T} \mid \mathcal{F}_t \right] \\
&= \mathbb{E}_t^{\mathbb{P}}[G_H] \mathbb{E}_t^{\mathbb{P}} \left[\frac{G_H}{\mathbb{E}_t^{\mathbb{P}}[G_H]} \cdot \frac{L_T^*}{L_H^*} \cdot \frac{F_T}{G_T} \mid \mathcal{F}_t \right] \\
&= \mathbb{E}_t^{\mathbb{P}}[G_H] \mathbb{E}_t^{\mathbb{P}} \left[\frac{G_H / \mathbb{E}_0[G_H] \cdot L_T^* / L_H^*}{\mathbb{E}_t^{\mathbb{P}}[G_H] / \mathbb{E}_0[G_H]} \frac{F_T}{G_T} \mid \mathcal{F}_t \right] \\
&= \mathbb{E}_t^{\mathbb{P}}[G_H] \mathbb{E}_t^{\mathbb{P}} \left[\frac{\mathcal{L}_{1T}^*(H)}{\mathcal{L}_{1t}^*(H)} \cdot \frac{F_T}{G_T} \mid \mathcal{F}_t \right] \\
&= \mathbb{E}_t^{\mathbb{P}}[G_H] \mathbb{E}_t^{\mathbb{R}_1^*} \left[\frac{F_T}{G_T} \mid \mathcal{F}_t \right].
\end{aligned} \tag{A2}$$

The relationship defined between \mathbb{R}_1^* and \mathbb{R}^* in equation (7) can also be reconfirmed as follows. For any \mathcal{F}_T -measurable variable Z_T , we have

$$\begin{aligned}
\mathbb{E}_t^{\mathbb{R}_1^*}[Z_T] &= \mathbb{E}_t^{\mathbb{P}} \left[\frac{\mathcal{L}_{1T}^*(H)}{\mathcal{L}_{1t}^*(H)} Z_T \right] = \mathbb{E}_t^{\mathbb{P}} \left[\frac{G_H / \mathbb{E}_0[G_H] \cdot L_T^* / L_H^*}{\mathbb{E}_t^{\mathbb{P}}[G_H] / \mathbb{E}_0[G_H]} Z_T \right] = \mathbb{E}_t^{\mathbb{P}} \left[\frac{L_T^*}{L_H^*} \cdot \frac{G_H}{\mathbb{E}_t^{\mathbb{P}}[G_H]} Z_T \right] \\
&= \mathbb{E}_t^{\mathbb{P}} \left[\frac{\mathcal{L}_T^*(H)}{\mathcal{L}_t^*(H)} \cdot \frac{G_H}{\mathbb{E}_t^{\mathbb{P}}[G_H]} Z_T \right] = \mathbb{E}_t^{\mathbb{R}^*} \left[\frac{G_H}{\mathbb{E}_t^{\mathbb{P}}[G_H]} Z_T \right] = \mathbb{E}_t^{\mathbb{R}^*} \left[\frac{G_H}{\mathbb{E}_t^{\mathbb{R}^*}[G_H]} Z_T \right],
\end{aligned} \tag{A3}$$

where the last equality follows since $\mathbb{E}_t^{\mathbb{R}^*}[G_H] = \mathbb{E}_t^{\mathbb{P}}[\mathcal{L}_H^*(H)/\mathcal{L}_t^*(H) \cdot G_H] = \mathbb{E}_t^{\mathbb{P}}[G_H]$. ■

A.2 Proof of Proposition 1

Proof. For the first property, for all $0 \leq t \leq H$, given $A \in \mathcal{F}_H$, we have $\mathbb{R}^*(A|\mathcal{F}_t) = \mathbb{E}_t^{\mathbb{R}^*}[\mathbb{1}_A] = \mathbb{E}_t^{\mathbb{P}}[\mathcal{L}_H^*(H)/\mathcal{L}_t^*(H) \cdot \mathbb{1}_A] = \mathbb{E}_t^{\mathbb{P}}[(L_H^*/L_t^*)/1 \cdot \mathbb{1}_A] = \mathbb{E}_t^{\mathbb{P}}[\mathbb{1}_A] = \mathbb{P}(A|\mathcal{F}_t)$.

For the second property, for all $H \leq s \leq T$, given $A \in \mathcal{F}_T$, we have

$$\begin{aligned}
\mathbb{R}^*(A|\mathcal{F}_s) &= \mathbb{E}_s^{\mathbb{R}^*}[\mathbb{1}_A|\mathcal{F}_s] = \mathbb{E}_s^{\mathbb{P}} \left[\frac{\mathcal{L}_T^*(H)}{\mathcal{L}_s^*(H)} \mathbb{1}_A \mid \mathcal{F}_s \right] \\
&= \mathbb{E}_s^{\mathbb{P}} \left[\frac{L_T^*/L_H^*}{L_s^*/L_H^*} \mathbb{1}_A \mid \mathcal{F}_s \right] \\
&= \mathbb{E}_s^{\mathbb{P}} \left[\frac{L_T^*}{L_s^*} \mathbb{1}_A \mid \mathcal{F}_s \right] \\
&= \mathbb{E}_s^{\mathbb{Q}^*}[\mathbb{1}_A|\mathcal{F}_s] = \mathbb{Q}^*(A|\mathcal{F}_s).
\end{aligned} \tag{A4}$$

The third property is a special case of the first property when $H = T$, while the fourth property is a special case of the second property when $H = t$.

For the last property, we have

$$\mathbb{E}_t^{\mathbb{R}^*} [Z_T | \mathcal{F}_t] = \mathbb{E}_t^{\mathbb{R}^*} [\mathbb{E}_H^{\mathbb{R}^*} [Z_T | \mathcal{F}_H] | \mathcal{F}_t] = \mathbb{E}_t^{\mathbb{R}^*} [\mathbb{E}_H^{\mathbb{Q}^*} [Z_T | \mathcal{F}_H] | \mathcal{F}_t] = \mathbb{E}_t^{\mathbb{P}} [\mathbb{E}_H^{\mathbb{Q}^*} [Z_T | \mathcal{F}_H] | \mathcal{F}_t],$$

where the second equality is an application of the second property, the last equality is an application of the first property, since $\mathbb{E}_H^{\mathbb{Q}^*} [Z_T | \mathcal{F}_H]$ is a random variable that is \mathcal{F}_H measurable. ■

A.3 Proof of Proposition 2

Proof. For the first property, for all $0 \leq H \leq s_1 \leq s_2 \leq T$,

$$\begin{aligned} \mathbb{E}_{s_1}^{\mathbb{R}^*} \left[\frac{F_{s_2}}{G_{s_2}} \middle| \mathcal{F}_{s_1} \right] &= \mathbb{E}_{s_1}^{\mathbb{P}} \left[\frac{\mathcal{L}_{s_2}^*(H)}{\mathcal{L}_{s_1}^*(H)} \cdot \frac{F_{s_2}}{G_{s_2}} \middle| \mathcal{F}_{s_1} \right] = \mathbb{E}_{s_1}^{\mathbb{P}} \left[\frac{L_{s_2}^*/L_H^*}{L_{s_1}^*/L_H^*} \cdot \frac{F_{s_2}}{G_{s_2}} \middle| \mathcal{F}_{s_1} \right] \\ &= \mathbb{E}_{s_1}^{\mathbb{P}} \left[\frac{L_{s_2}^*}{L_{s_1}^*} \cdot \frac{F_{s_2}}{G_{s_2}} \middle| \mathcal{F}_{s_1} \right] = \mathbb{E}_{s_1}^{\mathbb{Q}^*} \left[\frac{F_{s_2}}{G_{s_2}} \middle| \mathcal{F}_{s_1} \right] = \frac{F_{s_1}}{G_{s_1}}. \end{aligned}$$

For the second property, for all $0 \leq s_1 \leq s_2 \leq H \leq T$,

$$\mathbb{E}_{s_1}^{\mathbb{R}^*} \left[\frac{F_{s_2}}{G_{s_2}} \middle| \mathcal{F}_{s_1} \right] = \mathbb{E}_{s_1}^{\mathbb{P}} \left[\frac{\mathcal{L}_{s_2}^*(H)}{\mathcal{L}_{s_1}^*(H)} \cdot \frac{F_{s_2}}{G_{s_2}} \middle| \mathcal{F}_{s_1} \right] = \mathbb{E}_{s_1}^{\mathbb{P}} \left[\frac{1}{1} \cdot \frac{F_{s_2}}{G_{s_2}} \middle| \mathcal{F}_{s_1} \right] = \mathbb{E}_{s_1}^{\mathbb{P}} \left[\frac{F_{s_2}}{G_{s_2}} \middle| \mathcal{F}_{s_1} \right],$$

which is generally not equal to $\mathbb{E}_{s_1}^{\mathbb{Q}^*} [F_{s_2}/G_{s_2} | \mathcal{F}_{s_1}]$, except when $\mathbb{P} = \mathbb{Q}^*$. ■

A.4 Proof of Proposition 3

Proof. For the first property, for all $0 \leq t \leq H$, given $A \in \mathcal{F}_H$, we have

$$\begin{aligned} \mathbb{R}_1^*(A | \mathcal{F}_t) &= \mathbb{E}_t^{\mathbb{R}^*} [\mathbb{1}_A] = \mathbb{E}_t^{\mathbb{P}} \left[\frac{\mathcal{L}_{1H}^*(H)}{\mathcal{L}_{1t}^*(H)} \cdot \mathbb{1}_A \right] \\ &= \mathbb{E}_t^{\mathbb{P}} \left[\frac{G_H / \mathbb{E}_0^{\mathbb{P}}[G_H] \cdot L_H^* / L_H^*}{\mathbb{E}_t^{\mathbb{P}}[G_H] / \mathbb{E}_0^{\mathbb{P}}[G_H]} \cdot \mathbb{1}_A \right] \\ &= \mathbb{E}_t^{\mathbb{P}} \left[\frac{G_H}{\mathbb{E}_t^{\mathbb{P}}[G_H]} \mathbb{1}_A \middle| \mathcal{F}_t \right]. \end{aligned}$$

For the second property, for all $H \leq s \leq T$, given $A \in \mathcal{F}_T$, we have

$$\begin{aligned}
\mathbb{R}_1^*(A | \mathcal{F}_s) &= \mathbb{E}_s^{\mathbb{R}_1^*} [\mathbb{1}_A | \mathcal{F}_s] = \mathbb{E}_s^{\mathbb{P}} \left[\frac{\mathcal{L}_{1T}^*(H)}{\mathcal{L}_{1s}^*(H)} \mathbb{1}_A \mid \mathcal{F}_s \right] \\
&= \mathbb{E}_s^{\mathbb{P}} \left[\frac{G_H / \mathbb{E}_0^{\mathbb{P}}[G_H] \cdot L_T^* / L_H^*}{G_H / \mathbb{E}_0^{\mathbb{P}}[G_H] \cdot L_s^* / L_H^*} \mathbb{1}_A \mid \mathcal{F}_s \right] \\
&= \mathbb{E}_s^{\mathbb{P}} \left[\frac{L_T^*}{L_s^*} \mathbb{1}_A \mid \mathcal{F}_s \right] \\
&= \mathbb{E}_s^{\mathbb{Q}^*} [\mathbb{1}_A | \mathcal{F}_s] = \mathbb{Q}^*(A | \mathcal{F}_s).
\end{aligned} \tag{A5}$$

Furthermore, according to property (ii) of Proposition 1, $\mathbb{R}_1^*(A | \mathcal{F}_s) = \mathbb{R}^*(A | \mathcal{F}_s)$ also holds for all $A \in \mathcal{F}_T$.

The third property is a special case of the first property when $H = T$, while the fourth property is a special case of the second property when $H = t$.

The first part of the last property is a direct result of equation (7), which was proven in equation (A3). For the second part of the last property, we have

$$\mathbb{E}_t^{\mathbb{R}_1^*} [Z_T | \mathcal{F}_t] = \mathbb{E}_t^{\mathbb{R}_1^*} \left[\mathbb{E}_H^{\mathbb{R}_1^*} [Z_T | \mathcal{F}_H] \mid \mathcal{F}_t \right] = \mathbb{E}_t^{\mathbb{R}_1^*} \left[\mathbb{E}_H^{\mathbb{Q}^*} [Z_T | \mathcal{F}_H] \mid \mathcal{F}_t \right] = \mathbb{E}_t^{\mathbb{P}} \left[\frac{G_H}{\mathbb{E}_t^{\mathbb{P}}[G_H]} \mathbb{E}_H^{\mathbb{Q}^*} [Z_T | \mathcal{F}_H] \mid \mathcal{F}_t \right],$$

where the second equality is an application of the second property, the last equality is an application of the first property, since $\mathbb{E}_H^{\mathbb{Q}^*} [Z_T | \mathcal{F}_H]$ is a random variable that is \mathcal{F}_H measurable. ■

A.5 Proof of the Black-Scholes Model

Proof of Brownian motion under \mathbb{R} . Consider the Radon-Nikodým derivative processes $\mathcal{L}_s^*(H)$ and L_s^* in part (i) of Theorem 1 and denote them as $\mathcal{L}_s(H)$ and L_s , respectively, for the special case when the numeraire is the money market account, or $G = B \triangleq e^{\int_0^\cdot r_u du}$. For this special case, $\mathbb{R}^* = \mathbb{R}$, as defined in section 2.3, and we know that L_s under the Black and Scholes (1973) model is given as

$$L_s \triangleq \frac{d\mathbb{Q}}{d\mathbb{P}} \Big|_{\mathcal{F}_s} = \exp \left(- \int_0^s \gamma dW_u^{\mathbb{P}} - \frac{1}{2} \int_0^s \gamma^2 du \right), \tag{A6}$$

where $\gamma = (\mu - r) / \sigma$ is the market price of risk (MPR) and r is the constant risk-free rate.

Using equations (8) and (A6), $\mathcal{L}_s(H)$ can be given as follows:

$$\begin{aligned}\mathcal{L}_s(H) &\triangleq \frac{d\mathbb{R}}{d\mathbb{P}} \Big|_{\mathcal{F}_s} = \begin{cases} \frac{L_s}{L_H} = \exp \left(- \int_H^s \gamma dW_u^{\mathbb{P}} - \frac{1}{2} \int_H^s \gamma^2 du \right), & \text{if } s \geq H, \\ 1, & \text{if } s < H, \end{cases} \\ &= \exp \left(- \int_0^s \gamma_u(H) dW_u^{\mathbb{P}} - \frac{1}{2} \int_0^s (\gamma_u(H))^2 du \right).\end{aligned}\tag{A7}$$

where

$$\gamma_s(H) \triangleq \mathbb{1}_{\{s \geq H\}} \gamma = \begin{cases} \gamma, & \text{if } s \geq H, \\ 0, & \text{if } s < H. \end{cases}$$

The Girsanov theorem allows the transformation of Brownian motions under two equivalent probability measures. Therefore, given \mathbb{Q} and \mathbb{P} , we know that $W_s^{\mathbb{Q}} = W_s^{\mathbb{P}} + \int_0^s \gamma du$. Similarly, the relationship of the Brownian motions under the \mathbb{R} and \mathbb{P} measures is given as

$$W_s^{\mathbb{R}} = W_s^{\mathbb{P}} + \int_0^s \gamma_u(H) du = W_s^{\mathbb{P}} + \int_0^s \mathbb{1}_{\{u \geq H\}} \gamma du.\tag{A8}$$

■

Proof of Black-Scholes expected price solution. Under the \mathbb{R} measure, the expected value and variance in $\ln S_T$ are

$$\begin{aligned}\mathbb{E}_t^{\mathbb{R}}[\ln S_T] &= \ln S_t + (r - \frac{1}{2}\sigma^2)(T - t) + \sigma\gamma(H - t) \\ &= \ln S_t + \mu(H - t) + r(T - H) - \frac{1}{2}\sigma^2(T - t), \\ \text{Var}_t^{\mathbb{R}}[\ln S_T] &= \sigma^2(T - t).\end{aligned}\tag{A9}$$

Therefore, we have

$$\mathbb{E}_t^{\mathbb{R}}[S_T] = \mathbb{E}_t^{\mathbb{R}}[e^{\ln S_T}] = \exp \left(\mathbb{E}_t^{\mathbb{R}}[\ln S_T] + \frac{1}{2} \text{Var}_t^{\mathbb{R}}[\ln S_T] \right) = S_t e^{\mu(H-t) + r(T-H)}.\tag{A10}$$

Since the numeraire is the money market account with a constant risk-free rate r , according to equation (19), the expected option price holding until future time H with strike price K is

$$\begin{aligned}\mathbb{E}_t[C_H] &= \mathbb{E}_t^{\mathbb{R}}[e^{-r(T-H)}(S_T - K)^+] \\ &= \mathbb{E}_t^{\mathbb{R}}[e^{-r(T-H)}(S_T - K) \mathbb{1}_{\{\ln S_T > \ln K\}}] \\ &= e^{-r(T-H)} \mathbb{E}_t^{\mathbb{R}}[S_T \mathbb{1}_{\{\ln S_T > \ln K\}}] - K e^{-r(T-H)} \mathbb{E}_t^{\mathbb{R}}[\mathbb{1}_{\{\ln S_T > \ln K\}}]\end{aligned}$$

$$= \mathbb{E}_t^{\mathbb{R}}[S_T]e^{-r(T-H)} \mathbb{E}_t^{\hat{\mathbb{R}}} [\mathbb{1}_{\{\ln S_T > \ln K\}}] - Ke^{-r(T-H)} \mathbb{E}_t^{\mathbb{R}} [\mathbb{1}_{\{\ln S_T > \ln K\}}], \quad (\text{A11})$$

where $\hat{\mathbb{R}}$ is an adjusted probability measure defined by $\mathbb{E}_t^{\hat{\mathbb{R}}}[Z_T] = \mathbb{E}_t^{\mathbb{R}} \left[\frac{S_T}{\mathbb{E}_t^{\mathbb{R}}[S_T]} \cdot Z_T \mid \mathcal{F}_t \right]$ for a given \mathcal{F}_T -measurable variable Z_T . Then, it is easy to obtain the desired equation (20) from equations (A9) and (A10). ■

A.6 Proof of Proposition 4

Proof. We denote $\Psi(Y_t; \tau) = \mathbb{E}_t^{\mathbb{P}} \left[\exp \left(-b'Y_{t+\tau} - \int_t^{t+\tau} c'Y_u du \right) \right]$. Under the parametric restrictions for admissibility, according to the Feynman-Kac theorem, the expected value $\Psi(Y_t; \tau)$ should fulfill the following PDE:

$$-\frac{\partial \Psi}{\partial \tau} + \frac{\partial \Psi}{\partial Y} \mathcal{K}(\Theta - Y) + \frac{1}{2} \text{tr} \left[\frac{\partial^2 \Psi}{\partial Y^2} \Sigma V \Sigma' \right] = c'Y \Psi,$$

with a boundary condition $\Psi(Y_t; 0) = \exp(-b'Y_t)$. Then, we can easily show that the solution to this PDE is $\Psi(Y_t; \tau) = \exp(-A_{\mathcal{K}, \Theta}(\tau) - B_{\mathcal{K}, \Theta}(\tau)'Y_t)$, where $A_{\mathcal{K}, \Theta}(\tau)$ and $B_{\mathcal{K}, \Theta}(\tau)$ are given in equation (32). Similarly, we can also show that the solution of the expectation $\mathbb{E}_H^{\mathbb{Q}} \left[\exp \left(-b'Y_{H+\tau} - \int_H^{H+\tau} c'Y_u du \right) \right]$ is $\exp(-A_{\mathcal{K}^*, \Theta^*}(\tau) - B_{\mathcal{K}^*, \Theta^*}(\tau)'Y_H)$.

Note that under the \mathbb{R} measure, the drift coefficients of Y are \mathcal{K} and Θ from t to H and are \mathcal{K}^* and Θ^* from H to T . Therefore, for the expected price of a T -maturity pure discount bond at time H , we have

$$\begin{aligned} \mathbb{E}_t[P(H, T)] &= \mathbb{E}_t^{\mathbb{R}} \left[\exp \left(- \int_H^T r_u du \right) \right] = \mathbb{E}_t^{\mathbb{R}} \left[\exp \left(- \int_H^T (\delta_0 + \delta_y' Y_u) du \right) \right] \\ &= \exp(-\delta_0(T-H)) \cdot \mathbb{E}_t^{\mathbb{R}} \left[\mathbb{E}_H^{\mathbb{R}} \left[\exp \left(- \int_H^T \delta_y' Y_u du \right) \right] \right] \\ &= \exp(-\delta_0(T-H)) \cdot \mathbb{E}_t^{\mathbb{P}} \left[\mathbb{E}_H^{\mathbb{Q}} \left[\exp \left(- \int_H^T \delta_y' Y_u du \right) \right] \right] \\ &= \exp(-\delta_0(T-H)) \cdot \mathbb{E}_t^{\mathbb{P}} \left[\exp \left(-A_{\mathcal{K}^*, \Theta^*}^{(0, \delta_y)}(T-H) - B_{\mathcal{K}^*, \Theta^*}^{(0, \delta_y)}(T-H)'Y_H \right) \right] \\ &= \exp \left(-\delta_0(T-H) - A_{\mathcal{K}^*, \Theta^*}^{(0, \delta_y)}(T-H) - A_{\mathcal{K}, \Theta}^{(b_1, 0)}(H-t) - B_{\mathcal{K}, \Theta}^{(b_1, 0)}(H-t)'Y_t \right). \end{aligned}$$

■

A.7 Proof of Proposition 5

Proof. Under the payoff settings in [Collin-Dufresne and Goldstein \(2001\)](#), recall that the current price of a risky discount bond $D(t, T)$ maturing at time T is given by

$$D(t, T) = P(t, T) \left(1 - \omega \mathbb{E}_t^{\mathbb{Q}^T} \left[\mathbb{1}_{\{\tau_{[t, T]} < T\}} \right] \right), \quad (\text{A12})$$

where \mathbb{Q}^T is the traditional forward measure using the pure discount bond $P(t, T)$ as the numeraire, $\tau_{[t, T]}$ is the first passage time of the value of the firm's price-process that touches the default level during the period from time t to T .

To compute the expected bond price at a finite-horizon date H , $\mathbb{E}_t[D(H, T)]$, we can directly apply equation (13) in Corollary 1 by using the terminal payoff $F_T = 1 - \omega \mathbb{1}_{\{\tau_{[t, T]} < T\}}$ to obtain equation (46), i.e.,

$$\mathbb{E}_t[D(H, T)] = \mathbb{E}_t^{\mathbb{P}}[P(H, T)] \left(1 - \omega \mathbb{E}_t^{\mathbb{R}_1^T} \left[\mathbb{1}_{\{\tau_{[t, T]} < T\}} \right] \right), \quad (\text{A13})$$

where $\mathbb{E}_t^{\mathbb{P}}[P(H, T)]$ is given by equation (35). To compute the default probability term $\mathbb{E}_t^{\mathbb{R}_1^T} \left[\mathbb{1}_{\{\tau_{[t, T]} < T\}} \right]$, we follow the method of [Mueller \(2000\)](#) and only need to know the conditional mean and variance in the log-leverage ratio l . From equation (45), we know that l is still Gaussian distributed under the \mathbb{R}_1^T measure. Specifically, the log-leverage ratio $(l_u | l_t, r_t, t) \sim \mathcal{N}(M(t, u, H, T), S(t, u))$, for $t < u < T$, where $M(t, u, H, T)$ and $S(t, u)$ are the conditional mean and variance in l_u , which can be computed as

$$\begin{aligned} M(t, u, H, T) &= l_t e^{-\lambda(u-t)} - (1 + \lambda\phi) (r_t - m_r) e^{-\alpha_r(u-t)} B_{(\lambda-\alpha_r)}(u-t) \\ &\quad - \left(\frac{\rho\sigma\sigma_r}{\alpha_r} + (1 + \lambda\phi) \frac{\sigma_r^2}{2\alpha_r^2} \right) (e^{-\alpha_r(T-u)} - e^{-\alpha_r(H-u)}) B_{(\lambda+\alpha_r)}(u-t) \\ &\quad + (1 + \lambda\phi) \frac{\sigma_r^2}{2\alpha_r^2} (e^{-\alpha_r(T-u)} - e^{-\alpha_r(H-u)}) e^{-2\alpha_r(u-t)} B_{(\lambda-\alpha_r)}(u-t) \\ &\quad + (\lambda\bar{l} - \sigma\gamma^S - (1 + \lambda\phi) m_r) B_{\lambda}(u-t) \\ &\quad + \mathbb{1}_{\{u \geq H\}} \left[- (1 + \lambda\phi) \left(\frac{\sigma_r^2}{2\alpha_r^2} + \frac{\sigma_r\gamma_r}{\alpha_r} \right) e^{-\alpha_r(u-H)} B_{(\lambda-\alpha_r)}(u-H) \right. \\ &\quad \left. - \left(\frac{\rho\sigma\sigma_r}{\alpha_r} + (1 + \lambda\phi) \frac{\sigma_r^2}{2\alpha_r^2} \right) e^{-\alpha_r(H-u)} B_{(\lambda+\alpha_r)}(u-H) \right. \\ &\quad \left. + \left(\frac{\rho\sigma\sigma_r}{\alpha_r} + \sigma\gamma^S + (1 + \lambda\phi) \left(\frac{\sigma_r^2}{\alpha_r^2} + \frac{\sigma_r\gamma_r}{\alpha_r} \right) \right) B_{\lambda}(u-H) \right], \\ S(t, u) &= \left(\frac{(1 + \lambda\phi) \sigma_r}{\lambda - \alpha_r} \right)^2 B_{2\alpha_r}(u-t) \end{aligned}$$

$$\begin{aligned}
& + \left(\sigma^2 + \left(\frac{(1 + \lambda\phi) \sigma_r}{\lambda - \alpha_r} \right)^2 - \frac{2\rho\sigma\sigma_r(1 + \lambda\phi)}{\lambda - \alpha_r} \right) B_{2\lambda}(u - t) \\
& + 2 \left(\frac{\rho\sigma\sigma_r(1 + \lambda\phi)}{\lambda - \alpha_r} - \left(\frac{(1 + \lambda\phi) \sigma_r}{\lambda - \alpha_r} \right)^2 \right) B_{(\lambda + \alpha_r)}(u - t).
\end{aligned}$$

In addition, $(l_u|l_s, l_t, r_t, t) \sim \mathcal{N}(\tilde{M}(t, u, s, l_s, H, T), \tilde{S}(t, u, s))$, for $u > s$, which can be obtained as

$$\begin{aligned}
\tilde{M}(t, u, s, l_s, H, T) &= M(t, u, H, T) + \frac{V(t, u, s)}{S(t, s)} \times (l_s - M(t, s, H, T)), \\
\tilde{S}(t, u, s) &= S(t, u) \times \left(1 - \frac{V(t, u, s)^2}{S(t, u)S(t, s)} \right),
\end{aligned}$$

where $V(t, u, s)$ is the covariance of the random variables $(l_u|l_t, r_t, t)$ and $(l_s|l_t, r_t, t)$ given by

$$\begin{aligned}
V(t, u, s) &= \left(\frac{(1 + \lambda\phi) \sigma_r}{\lambda - \alpha_r} \right)^2 \frac{e^{-\alpha_r(u-s)} - e^{-\alpha_r(u+s-2t)}}{2\alpha_r} \\
&+ \left(\sigma^2 + \left(\frac{(1 + \lambda\phi) \sigma_r}{\lambda - \alpha_r} \right)^2 - \frac{2\rho\sigma\sigma_r(1 + \lambda\phi)}{\lambda - \alpha_r} \right) \frac{e^{-\lambda(u-s)} - e^{-\lambda(u+s-2t)}}{2\lambda} \\
&+ \left(\frac{\rho\sigma\sigma_r(1 + \lambda\phi)}{\lambda - \alpha_r} - \left(\frac{(1 + \lambda\phi) \sigma_r}{\lambda - \alpha_r} \right)^2 \right) \\
&\times \frac{e^{-\alpha_r(u-s)} - e^{-\alpha_r(u-t)-\lambda(s-t)} - e^{-\alpha_r(s-t)-\lambda(u-t)} + e^{-\lambda(u-s)}}{\lambda + \alpha_r}.
\end{aligned}$$

■

A.8 Proof of Proposition 6

Proof. Under the integration conditions in the definition of Duffie et al. (2000, page 1351), we can prove that the solution of the expectation $\mathbb{E}_t^{\mathbb{P}} \left[\exp \left(-b_0 - b_1' Y_{t+\tau} - \int_t^{t+\tau} (c_0 + c_1' Y_u) du \right) \right]$ is $\exp(-A_\chi(\tau) - B_\chi(\tau)' Y_t)$, and the solution of the expectation $\mathbb{E}_H^{\mathbb{Q}} \left[\exp \left(-b_0 - b_1' Y_{H+\tau} - \int_H^{H+\tau} (c_0 + c_1' Y_u) du \right) \right]$ is $\exp(-A_{\chi^*}(\tau) - B_{\chi^*}(\tau)' Y_H)$, by following the proof of Proposition 1 in Duffie et al. (2000). Note that under the \mathbb{R} measure, the coefficient characteristic is χ from t to H and χ^* from H to T . Therefore, for the R -transform

$$\begin{aligned}
\phi^R(z; t, T, H) &\triangleq \mathbb{E}_t^{\mathbb{R}} \left[\exp \left(- \int_H^T r(Y_u) du \right) \exp(z' Y_T) \right] \\
&= \mathbb{E}_t^{\mathbb{R}} \left[\mathbb{E}_H^{\mathbb{R}} \left[\exp \left(z' Y_T - \int_H^T (\rho_0 + \rho_1' Y_u) du \right) \right] \right]
\end{aligned}$$

$$\begin{aligned}
&= \mathbb{E}_t^{\mathbb{P}} \left[\mathbb{E}_H^{\mathbb{Q}} \left[\exp \left(z' Y_T - \int_H^T (\rho_0 + \rho_1' Y_u) du \right) \right] \right] \\
&= \mathbb{E}_t^{\mathbb{P}} \left[\exp \left(-A_{\chi^*}^{(\mathbf{b}_R, \rho_R)}(T - H) - B_{\chi^*}^{(\mathbf{b}_R, \rho_R)}(T - H)' Y_H \right) \right] \\
&= \exp \left(-A_{\chi}^{(\hat{\mathbf{b}}_R, \mathbf{0})}(H - t) - B_{\chi}^{(\hat{\mathbf{b}}_R, \mathbf{0})}(H - t)' Y_t \right).
\end{aligned}$$

■

A.9 Proof of Theorem 2

Proof. Using the future state price density $f_H(S_T|Y_H)$ at time H , where Y_H represents the state variable vector at time H . The future price of a European call option expiring at time T , can be obtained as

$$C_H = \int_K^\infty (S - K) f_H(S|Y_H) dS. \quad (\text{A14})$$

Let $p_t^{\mathbb{P}}(Y_H)$ be the probability density of the state variable vector Y_H conditioned on time t information under \mathbb{P} . For any \mathcal{F}_H -measurable variable $Z_H = Z_H(Y_H)$, which depends on the state variable vector Y_H , its expectation under \mathbb{P} is

$$\mathbb{E}_t[Z_H] = \int Z_H p_t^{\mathbb{P}}(Y_H) dY_H. \quad (\text{A15})$$

The expected future price of the call option can be simplified as

$$\begin{aligned}
\mathbb{E}_t[C_H] &= \int C_H p_t^{\mathbb{P}}(Y_H) dY_H, \\
&= \int \left(\int_K^\infty (S - K) f_H(S|Y_H) dS \right) p_t^{\mathbb{P}}(Y_H) dY_H \\
&= \int_K^\infty (S - K) \left(\int f_H(S|Y_H) p_t^{\mathbb{P}}(Y_H) dY_H \right) dS \\
&= \int_K^\infty (S - K) \mathbb{E}_t[f_H(S|Y_H)] dS,
\end{aligned} \quad (\text{A16})$$

where the first equality uses equation (A15), the second equality uses equation (A14), the third equality changes the integral order, and the last equality uses equation (A15) again.

Taking the second derivative of $\mathbb{E}_t(C_H)$ with respect to K gives

$$\mathbb{E}_t[f_H(K|Y_H)] = \frac{\partial^2 \mathbb{E}_t[C_H]}{\partial K^2} \quad \text{or,} \quad \mathbb{E}_t[f_H(S_T|Y_H)] = \left[\frac{\partial^2 \mathbb{E}_t[C_H]}{\partial K^2} \right]_{K=S_T}, \quad (\text{A17})$$

which proves the first part of equation (67) in Theorem 2. The same logic applies to the case of the put option, so we omit the proof.

Recalling equation (13) in Corollary 1, we can also write the expected price of the call option as

$$\begin{aligned}\mathbb{E}_t[C_H] &= \mathbb{E}_t^\mathbb{P} [P(H, T)] \mathbb{E}_t^{\mathbb{R}_1^T} [(S_T - K)^+] \\ &= \mathbb{E}_t^\mathbb{P} [P(H, T)] \int_K^\infty (S - K) p_t^{\mathbb{R}_1^T}(S) dS,\end{aligned}\tag{A18}$$

where $p_t^{\mathbb{R}_1^T}(S_T)$ is the probability density of S_T under \mathbb{R}_1^T .

Due to the equivalence of equations (A16) and (A18), we have

$$g_t(H, S_T) \triangleq \mathbb{E}_t[f_H(S_T|Y_H)] = \mathbb{E}_t^\mathbb{P} [P(H, T)] p_t^{\mathbb{R}_1^T}(S_T),\tag{A19}$$

which proves the second part of equation (67) in Theorem 2. Equation (68) is a special case of equation (67), and we omit the proof. ■

B Equivalent Expectation Measures for Multidimensional Stochastic Processes

B.1 The \mathbb{R} Measure for Multidimensional Brownian Motions

Here, we consider the \mathbb{R} measure construction when there are multidimensional Brownian motions as the source of uncertainty. Assuming the existence of a risk-neutral measure \mathbb{Q} , we let the Radon-Nikodým derivative process L_s of \mathbb{Q} with respect to \mathbb{P} be

$$L_s \triangleq \frac{d\mathbb{Q}}{d\mathbb{P}} \Big|_{\mathcal{F}_s} = \exp \left(- \int_0^s \gamma_u dW_u^\mathbb{P} - \frac{1}{2} \int_0^s \|\gamma_u\|^2 du \right),\tag{A20}$$

where $\gamma_s = (\gamma_{1s}, \dots, \gamma_{Ns})$, $0 \leq s \leq T$, is an N -dimensional measurable, adapted process satisfying $\int_0^T \gamma_{iu}^2 du < \infty$ almost surely for $1 \leq i \leq N$, and the Novikov condition, i.e., $\mathbb{E} \left[\exp \left(\frac{1}{2} \int_0^T \|\gamma_u\|^2 du \right) \right] < \infty$. In addition, $\|\gamma_s\| = \left(\sum_{i=1}^d \gamma_{is}^2 \right)^{\frac{1}{2}}$ denotes the Euclidean norm.

Then, similarly to the case of one-dimensional Brownian motion in Appendix A.5, we have the following proposition:

Proposition A1 *In the economy coupled with multidimensional Brownian motion as the*

source of uncertainty, for a fixed H with $0 \leq H \leq T$, define a process $\mathcal{L}_s(H)$ as

$$\mathcal{L}_s(H) = \exp \left(- \int_0^s \gamma_u(H) dW_u^\mathbb{P} - \frac{1}{2} \int_0^s \|\gamma_u(H)\|^2 du \right),$$

where

$$\gamma_s(H) \triangleq \mathbb{1}_{\{s \geq H\}} \gamma_s = \begin{cases} \gamma_s, & \text{if } s \geq H, \\ 0, & \text{if } s < H. \end{cases}$$

Let

$$\mathbb{R}(A) \triangleq \int_A L_T(H; \omega) d\mathbb{P}(\omega) \quad \text{for all } A \in \mathcal{F}_T. \quad (\text{A21})$$

Then, \mathbb{R} is a probability measure equivalent to \mathbb{P} , and $\mathcal{L}_s(H)$ is the Radon-Nikodým derivative process of \mathbb{R} with respect to \mathbb{P} .

Moreover, define

$$\begin{aligned} W_s^\mathbb{R} &\triangleq W_s^\mathbb{P} + \int_0^s \gamma_u(H) du \\ &= W_s^\mathbb{P} + \int_0^s \mathbb{1}_{\{u \geq H\}} \gamma_u du. \end{aligned} \quad (\text{A22})$$

The process $W^\mathbb{R}$ is an N -dimensional Brownian motion under the \mathbb{R} measure.

Proof. We skip the steps that are consistent with the proof of Theorem 1(i). For multidimensional Brownian motions, clearly, we have

$$\mathbb{E} \left[\exp \left(\frac{1}{2} \int_0^T \|\gamma_u(H)\|^2 du \right) \right] = \mathbb{E} \left[\exp \left(\frac{1}{2} \int_H^T \|\gamma_u\|^2 du \right) \right] \leq \mathbb{E} \left[\exp \left(\frac{1}{2} \int_0^T \|\gamma_u\|^2 du \right) \right] < \infty.$$

In other words, $\gamma_s(H)$ also satisfies the Novikov condition, then the defined $\mathcal{L}_s(H)$ is a martingale and $\mathbb{E}[\mathcal{L}_T(H)] = 1$. Since $\mathcal{L}_T(H)$ is defined as an exponential, it is almost surely strictly positive; hence, the probability measure \mathbb{R} is well-defined and equivalent to \mathbb{P} .

This Brownian motion transformation between \mathbb{R} and \mathbb{P} in equation (A22) is an application of the multidimensional Girsanov theorem. The Girsanov theorem can apply to any N -dimensional process $\gamma_s(H)$ that has the properties i. $\gamma_s(H)$ is \mathcal{F}_s -adapted for each $s \in [0, T]$; ii. $\int_0^T (\gamma_{iu}(H))^2 du < \infty$ almost surely for $1 \leq i \leq N$; iii. $\gamma_s(H)$ satisfies the Novikov condition, which was proven.

For a given $0 \leq H \leq T$, by definition, when $s < H$, $\gamma_s(H) = 0$ is a constant. Since constant functions are measurable with respect to any σ -algebra, in particular with respect

to \mathcal{F}_s , $s < H$, this proves that $\gamma_s(H)$ is \mathcal{F}_s -adapted for each $s < H$. When $s \geq H$, $\gamma_s(H) = \gamma_s$ is also \mathcal{F}_s -adapted by the definition of γ_s . Therefore, $\gamma_s(H)$ is \mathcal{F}_s -adapted for each $s \in [0, T]$, and condition i is proven. Condition ii is also satisfied due to that, for $1 \leq i \leq N$,

$$\int_0^T (\gamma_{iu}(H))^2 du = \int_0^T \mathbb{1}_{\{u \geq H\}} \gamma_{iu}^2 du = \int_H^T \gamma_{iu}^2 du \leq \int_0^T \gamma_{iu}^2 du < \infty \quad \text{almost surely,}$$

which ends the proof. ■

B.2 The \mathbb{R}_1^T Measure for Multidimensional Brownian Motions

Consider the Radon-Nikodým derivative processes $\mathcal{L}_{1s}^*(H)$ and L_s^* in part (ii) of Theorem 1 and denote them as $\mathcal{L}_{1s}^P(H)$ and L_s^P , respectively, for the special case when the numeraire is the pure discount bond, or $G = P(\cdot, T)$. For this special case, $\mathbb{R}^* = \mathbb{R}^T$, and $\mathbb{R}_1^* = \mathbb{R}_1^T$, as defined in section 2.3. We know that L_s^P is given as

$$L_s^P \triangleq \frac{d\mathbb{Q}^T}{d\mathbb{P}} \Big|_{\mathcal{F}_s} = \frac{d\mathbb{Q}^T}{d\mathbb{Q}} \cdot \frac{d\mathbb{Q}}{d\mathbb{P}} \Big|_{\mathcal{F}_s} = \frac{P(s, T)B_0}{P(0, T)B_s} L_s,$$

where B is the money market account, L_s is defined in equation (A6) for one-dimensional Brownian motions, or equation (A20) for multidimensional Brownian motions.

Assume that the numeraire bond $P(\cdot, T)$'s volatility is $v(\cdot, T)$ ³¹, then the process of L_s^P satisfies

$$\frac{dL_s^P}{L_s^P} = (-\gamma_u - v(s, T)) dW_s^{\mathbb{P}}.$$

Then, we have the following proposition:

Proposition A2 *In the economy coupled with stochastic interest rates, for a fixed H with $0 \leq H \leq T$, a process $\mathcal{L}_{1s}^P(H)$ is defined as*

$$\mathcal{L}_{1s}^P(H) = \begin{cases} \frac{P(H, T)}{\mathbb{E}_0^{\mathbb{P}}[P(H, T)]} \cdot \frac{P(s, T)B_H}{P(H, T)B_s} \frac{L_s}{L_H} = \frac{B_H P(s, T)}{B_s \mathbb{E}_0^{\mathbb{P}}[P(H, T)]} \cdot \frac{L_s}{L_H}, & \text{if } H \leq s \leq T, \\ \frac{\mathbb{E}_s^{\mathbb{P}}[P(H, T)]}{\mathbb{E}_0^{\mathbb{P}}[P(H, T)]}, & \text{if } 0 \leq s < H. \end{cases}$$

³¹For example, under \mathbb{Q} , the pure discount bond follows

$$\frac{dP(s, T)}{P(s, T)} = r_s ds + v(s, T) dW_s^{\mathbb{Q}}.$$

Let

$$\mathbb{R}_1^T(A) \triangleq \int_A \mathcal{L}_{1T}^P(H; \omega) d\mathbb{P}(\omega) \quad \text{for all } A \in \mathcal{F}_T, \quad (\text{A23})$$

then \mathbb{R}_1^T is a probability measure equivalent to \mathbb{P} , and $\mathcal{L}_{1s}^P(H)$ is the Radon-Nikodým derivative process of \mathbb{R}_1^T with respect to \mathbb{P} .

Moreover, assume that

$$\frac{d\mathcal{L}_{1s}^P(H)}{\mathcal{L}_{1s}^P(H)} = (-\gamma_u(H) - v(s, T, H)) dW_s^\mathbb{P},$$

then define

$$\begin{aligned} W_s^{\mathbb{R}_1^T} &\triangleq W_s^\mathbb{P} + \int_0^s \gamma_u(H) du + \int_0^s v(u, T, H) du \\ &= W_s^\mathbb{P} + \int_0^s \mathbf{1}_{\{u \geq H\}} \gamma_u du + \int_0^s v(u, T, H) du. \end{aligned} \quad (\text{A24})$$

The process $W_s^{\mathbb{R}_1^T}$ is a Brownian motion under the \mathbb{R}_1^T measure.

Proof. The first part is an application of Theorem 1(ii), and the second part follows from Proposition 26.4 in Björk (2009) with $Q^1 = \mathbb{R}_1^T$ and $Q^0 = \mathbb{Q}$. ■

Notably, when $s \geq H$, $v(s, T, H)$ is equal to $v(s, T)$; when $s < H$, $v(s, T, H)$ is generally a term that is adjusted from $v(s, T)$. For example, under the Vasicek model defined in equation (33), we have

$$v(s, T, H) = \begin{cases} \sigma_r \frac{1 - e^{-\alpha_r(T-s)}}{\alpha_r}, & \text{if } H \leq s \leq T, \\ \sigma_r \frac{e^{-\alpha_r(H-s)} - e^{-\alpha_r(T-s)}}{\alpha_r}, & \text{if } 0 \leq s < H. \end{cases}$$

B.3 The \mathbb{R} Measure for Lévy Jump Processes

Let X be a Lévy process with triplet (b, σ^2, ν) under the physical measure \mathbb{P} . Then, according to the Lévy-Itô decomposition (see, e.g., Cont and Tankov, 2003, Proposition 3.7), X has the canonical form

$$X_s = bs + \sigma W_s^\mathbb{P} + \int_0^s \int_{\mathcal{R}} x(\mu^X - \mathbf{1}_{\{|x| \leq 1\}} \nu^X)(du, dx), \quad (\text{A25})$$

where W is a Brownian motion; μ^X is the random measure of the jumps of the process X defined by $\mu^X(\omega; s, A) = \sum_{u \leq s} \mathbf{1}_A(\Delta X_u(\omega))$, which counts the jumps of the process X of the size in A up to time s ; $\nu(A)$ is the Lévy measure of the process defined by $\nu(A) = \mathbb{E}[\mu^X(1, A)]$, which describes the expected number of jumps of a certain size A in a time interval of length 1. Moreover, ν^X , the compensator of the jump's random measure, is a product measure of the Lévy measure with the Lebesgue measure, which we write as $\nu^X(ds, dx) = \nu(dx)ds$ (see, e.g., [Papapantoleon, 2008](#)).

Given the current time t , without loss of generality, we assume $X_t = 0$. By the Lévy-Khintchine formula, for a well-defined $z \in \mathcal{C}$, the Laplace transform of the variable X_T ($t \leq T$) is

$$\begin{aligned} \phi^{\mathbb{P}}(z) &\triangleq \mathbb{E}_t^{\mathbb{P}}[\exp(zX_T)] \\ &= \exp \left((T-t) \left(zb + \frac{1}{2} z^2 \sigma^2 + \int_{\mathcal{R}} (e^{zx} - 1 - \mathbf{1}_{\{|x| \leq 1\}} zx) \nu(dx) \right) \right). \end{aligned} \quad (\text{A26})$$

We further assume that there exists a process $Y(s, x)$ such that L_s is a positive martingale of the form

$$\begin{aligned} L_s = \exp &\left(- \int_0^s \gamma_u dW_u^{\mathbb{P}} - \frac{1}{2} \int_0^s \gamma_u^2 du \right. \\ &+ \int_0^s \int_{\mathcal{R}} (Y(u, x) - 1) (\mu^X - \nu^X) (du, dx) \\ &\left. - \int_0^s \int_{\mathcal{R}} (Y(u, x) - 1 - \ln(Y(u, x))) \mu^X(du, dx) \right). \end{aligned} \quad (\text{A27})$$

Then, using L_s as the Radon-Nikodým derivative process, it defines an equivalent martingale measure \mathbb{Q} under which X has the following canonical decomposition:

$$X_s = b^* s + \sigma W_s^{\mathbb{Q}} + \int_0^s \int_{\mathcal{R}} x (\mu^X - \mathbf{1}_{\{|x| \leq 1\}} \nu^{*X}) (du, dx), \quad (\text{A28})$$

where $\nu^{*X}(ds, dx) = Y(s, x) \nu^X(ds, dx)$ is the compensator of the jump's random measure under \mathbb{Q} , and $W_s^{\mathbb{Q}} = W_s^{\mathbb{P}} + \int_0^s \gamma_u du$ is a Brownian motion under \mathbb{Q} . The drift b^* satisfies

$$b^* s = bs - \int_0^s \sigma \gamma_u du + \int_0^s \int_{-1}^1 x (\nu^{*X} - \nu^X) (du, dx).$$

In the remaining part of this section, we require (γ, Y) to be deterministic and independent of time, so that X also remains Lévy process under \mathbb{Q} , and its triplet is $(b^*, \sigma^2, Y \cdot \nu)$ (see, e.g., [Papapantoleon, 2008](#), Remark 12.4 (G1)).

Proposition A3 *In the economy coupled with the Lévy process as the source of uncertainty, for a fixed H with $0 \leq H \leq T$, define a process $\mathcal{L}_s(H)$ as*

$$\begin{aligned} \mathcal{L}_s(H) = \exp & \left(- \int_0^s \gamma_u(H) dW_u^{\mathbb{P}} - \frac{1}{2} \int_0^s (\gamma_u(H))^2 du \right. \\ & + \int_0^s \int_{\mathcal{R}} (Y(H; u, x) - 1) (\mu^X - \nu^X) (du, dx) \\ & \left. - \int_0^s \int_{\mathcal{R}} (Y(H; u, x) - 1 - \ln(Y(H; u, x))) \mu^X(du, dx) \right). \end{aligned}$$

where

$$\begin{aligned} \gamma_s(H) & \triangleq \mathbf{1}_{\{s \geq H\}} \gamma_s = \begin{cases} \gamma_s, & \text{if } s \geq H, \\ 0, & \text{if } s < H, \end{cases} \\ Y(H; s, x) & \triangleq \mathbf{1}_{\{s < H\}} + \mathbf{1}_{\{s \geq H\}} Y(s, x). \end{aligned}$$

Let

$$\mathbb{R}(A) \triangleq \int_A L_T(H; \omega) d\mathbb{P}(\omega) \quad \text{for all } A \in \mathcal{F}_T. \quad (\text{A29})$$

Then, \mathbb{R} is a probability measure equivalent to \mathbb{P} , and $\mathcal{L}_s(H)$ is the Radon-Nikodým derivative process of \mathbb{R} with respect to \mathbb{P} .

Moreover, X is a process with independent (but not stationary) increments under the \mathbb{R} measure and has the following canonical decomposition:

$$X_s = b^H s + \sigma W_s^{\mathbb{R}} + \int_0^s \int_{\mathcal{R}} x (\mu^X - \mathbf{1}_{\{|x| \leq 1\}} \nu_R^X) (du, dx), \quad (\text{A30})$$

where

$$\begin{aligned} W_s^{\mathbb{R}} &= W_s^{\mathbb{P}} + \int_0^s \gamma_u(H) du = W_s^{\mathbb{P}} + \int_0^s \mathbf{1}_{\{u \geq H\}} \gamma_u du, \\ \nu_R^X(ds, dx) &= Y(H; s, x) \nu^X(ds, dx) = \mathbf{1}_{\{s < H\}} \nu^X(ds, dx) + \mathbf{1}_{\{s \geq H\}} \nu^{*X}(ds, dx), \\ b^H s &= bs - \int_0^s \sigma \gamma_u(H) du + \int_0^s \int_{-1}^1 x (\nu_R^X - \nu^X) (du, dx) \\ &= bs - \int_0^s \mathbf{1}_{\{u \geq H\}} \sigma \gamma_u du + \int_0^s \int_{-1}^1 \mathbf{1}_{\{u \geq H\}} x (\nu^{*X} - \nu^X) (du, dx). \end{aligned}$$

Proof. Theorem 12.1 and Remark 12.4 (G2) in [Papantoleon \(2008\)](#), with $(\gamma(H), Y(H))$ which are deterministic but dependent on time, yield this result. ■

Therefore, given $t \leq H \leq T$, the (nondiscounted) R -transform of X_T under the \mathbb{R} measure is

$$\begin{aligned}
\phi^R(z) &\triangleq \mathbb{E}_t^{\mathbb{R}}[\exp(zX_T)] \\
&= \exp \left((T-t) \left(zb^H + \frac{1}{2}z^2\sigma^2 \right) + \left(\int_t^T \int_{\mathcal{R}} (e^{zx} - 1 - \mathbf{1}_{\{|x| \leq 1\}}zx) \nu_R(du, dx) \right) \right) \\
&= \exp \left((H-t) \left(zb + \frac{1}{2}z^2\sigma^2 + \int_{\mathcal{R}} (e^{zx} - 1 - \mathbf{1}_{\{|x| \leq 1\}}zx) \nu(dx) \right) \right) \\
&\times \exp \left((T-H) \left(zb^* + \frac{1}{2}z^2\sigma^2 + \int_{\mathcal{R}} (e^{zx} - 1 - \mathbf{1}_{\{|x| \leq 1\}}zx) \nu^*(dx) \right) \right).
\end{aligned} \tag{A31}$$

Example: Compound Poisson Processes. Here, we assume that the Lévy process X has jumps of finite variation, which means $\int_{|x| \leq 1} |x| \nu(dx) < \infty$. Moreover, let $\nu(\mathcal{R}) = \int_{\mathcal{R}} \nu(dx) < \infty$, so the jumps of X correspond to a compound Poisson process.

For a compound Poisson process, the Lévy measure can be expressed in the form of $\nu(dx) = \lambda f_J(x)dx$, where $\lambda \triangleq \nu(\mathcal{R})$ is the expected number of jumps and $f_J(x) \triangleq \nu(dx)/(\lambda dx)$ is a probability measure of jump size x .

Define a compound Poisson process as³²

$$X_s = \int_0^s \int_{\mathcal{R}} x \mu^X(du, dx) = \sum_{i=1}^{N_s} J_i, \tag{A32}$$

where its Lévy measure is given by $\nu(x) = \lambda f_J(x)dx$ and $\nu^*(x) = \lambda^* f_J^*(x)dx$ under \mathbb{P} and \mathbb{Q} , respectively. According to Proposition A3, we let

$$\nu_R^X(ds, dx) = \mathbf{1}_{\{s < H\}} \lambda f_J(x) ds dx + \mathbf{1}_{\{s \geq H\}} \lambda^* f_J^*(x) ds dx. \tag{A33}$$

Hence, for a fixed $t \leq H \leq T$, assume $X_t = 0$, and the (nondiscounted) R -transform of X_T under the \mathbb{R} measure satisfies

$$\begin{aligned}
\phi^R(z) &\triangleq \mathbb{E}_t^{\mathbb{R}}[\exp(zX_T)] = \exp \left(\int_t^T \int_{\mathcal{R}} (e^{zx} - 1) \nu_R^X(du, dx) \right) \\
&= \exp \left(\int_t^T \int_{\mathcal{R}} (e^{zx} - 1) (\mathbf{1}_{\{u < H\}} \lambda f_J(x) du dx + \mathbf{1}_{\{u \geq H\}} \lambda^* f_J^*(x) du dx) \right)
\end{aligned}$$

³²This is a special case of the canonical decomposition of equation (A25), in which $\sigma = 0$, and b satisfies

$$bs - \int_0^s \int_{\mathcal{R}} x \mathbf{1}_{\{|x| \leq 1\}} \nu^X(du, dx) = 0.$$

$$= \exp \left(\lambda (H - t) (\mathbb{E}^{\mathbb{P}}[e^{zJ}] - 1) + \lambda^* (T - H) (\mathbb{E}^{\mathbb{Q}}[e^{zJ}] - 1) \right), \quad (\text{A34})$$

where $\mathbb{E}^{\mathbb{P}}[e^{zJ}] = \int_{\mathcal{R}} e^{zx} f(x) dx$ and $\mathbb{E}^{\mathbb{Q}}[e^{zJ}] = \int_{\mathcal{R}} e^{zx} f^*(x) dx$.

Example: Compensated Compound Poisson Process. We first assume a process under \mathbb{P} as

$$\begin{aligned} X_s &= \gamma s + \int_0^s \int_{\mathcal{R}} x(\mu^X - \nu^X)(du, dx) \\ &= \gamma s + \sum_{i=1}^{N_s} J_i - \lambda s \mathbb{E}^{\mathbb{P}}[J], \end{aligned} \quad (\text{A35})$$

where $\mathbb{E}^{\mathbb{P}}[J] = \int_{\mathcal{R}} x f_J(x) dx$ and $\gamma = \lambda \mathbb{E}^{\mathbb{P}}[J] - \lambda^* \mathbb{E}^{\mathbb{Q}}[J]$. Then, the corresponding process under \mathbb{Q} is a compensated compound Poisson process, which satisfies

$$\begin{aligned} X_s &= \int_0^s \int_{\mathcal{R}} x(\mu^X - \nu^{*X})(du, dx) \\ &= \sum_{i=1}^{N_s} J_i - \lambda^* s \mathbb{E}^{\mathbb{Q}}[J], \end{aligned} \quad (\text{A36})$$

where $\mathbb{E}^{\mathbb{Q}}[J] = \int_{\mathcal{R}} x f_J^*(x) dx$. Hence, according to Proposition A3, we let

$$\nu_R^X(ds, dx) = \mathbf{1}_{\{s < H\}} \lambda f_J(x) ds dx + \mathbf{1}_{\{s \geq H\}} \lambda^* f_J^*(x) ds dx, \quad (\text{A37})$$

so that the process under \mathbb{R} should be³³

$$\begin{aligned} X_s &= \gamma^H s + \int_0^s \int_{\mathcal{R}} x(\mu^X - \nu_R^X)(du, dx) \\ &= \gamma^H s + \sum_{i=1}^{N_s} J_i - \left(\lambda \int_0^s \mathbf{1}_{\{u < H\}} du \right) \mathbb{E}^{\mathbb{P}}[J] - \left(\lambda^* \int_0^s \mathbf{1}_{\{u \geq H\}} du \right) \mathbb{E}^{\mathbb{Q}}[J], \end{aligned} \quad (\text{A38})$$

where $\gamma^H s = \left(\lambda \int_0^s \mathbf{1}_{\{u < H\}} du \right) \mathbb{E}^{\mathbb{P}}[J] - \left(\lambda^* \int_0^s \mathbf{1}_{\{u < H\}} du \right) \mathbb{E}^{\mathbb{Q}}[J]$. For fixed $t \leq H \leq T$, assume

³³Note that the process $\sum_{i=1}^{N_s} J_i$ under \mathbb{R} has independent but *non-stationary* increments, it is not a compound Poisson process.

$X_t = 0$, and the (nondiscounted) R -transform of X_T satisfies

$$\begin{aligned}
\phi^R(z) &\triangleq \mathbb{E}_t^{\mathbb{R}}[\exp(zX_T)] \\
&= \exp\left(z\gamma^H(T-t) + \left(\int_t^T \int_{\mathcal{R}} (e^{zx} - 1 - zx) \nu_R(du, dx)\right)\right) \\
&= \exp\left((H-t) \left(z\gamma + \int_{\mathcal{R}} (e^{zx} - 1 - zx) \nu(dx)\right)\right) \\
&\times \exp\left((T-H) \left(\int_{\mathcal{R}} (e^{zx} - 1 - zx) \nu^*(dx)\right)\right).
\end{aligned} \tag{A39}$$

References

- Ahn, D. H., R. F. Dittmar, and A. R. Gallant (2002). Quadratic term structure models: Theory and evidence. *The Review of Financial Studies* 15(1), 243–288.
- Aït-Sahalia, Y. and A. W. Lo (1998). Nonparametric estimation of state-price densities implicit in financial asset prices. *The Journal of Finance* 53(2), 499–547.
- Aït-Sahalia, Y. and A. W. Lo (1998). Nonparametric estimation of state-price densities implicit in financial asset prices. *The Journal of Finance* 53(2), 499–547.
- Aït-Sahalia, Y. and A. W. Lo (2000). Nonparametric risk management and implied risk aversion. *Journal of Econometrics* 94(1-2), 9–51.
- Alvarez, F. and U. J. Jermann (2005). Using asset prices to measure the persistence of the marginal utility of wealth. *Econometrica* 73(6), 1977–2016.
- Amin, K. I. and R. A. Jarrow (1991). Pricing foreign currency options under stochastic interest rates. *Journal of International Money and Finance* 10(3), 310 – 329.
- An, B.-J., A. Ang, T. G. Bali, and N. Cakici (2014). The joint cross section of stocks and options. *The Journal of Finance* 69(5), 2279–2337.
- Andersen, T. G., L. Benzoni, and J. Lund (2002). An empirical investigation of continuous-time equity return models. *The Journal of Finance* 57(3), 1239–1284.
- Artzner, P. and D. Heath (1995). Approximate completeness with multiple martingale measures. *Mathematical Finance* 5(1), 1–11.
- Baele, L., J. Driessen, S. Ebert, J. M. Londono, and O. G. Spalt (2019). Cumulative prospect theory, option returns, and the variance premium. *The Review of Financial Studies* 32(9), 3667–3723.
- Bakshi, G., C. Cao, and Z. Chen (1997). Empirical performance of alternative option pricing models. *The Journal of Finance* 52(5), 2003–2049.
- Bakshi, G. and F. Chabi-Yo (2012). Variance bounds on the permanent and transitory components of stochastic discount factors. *Journal of Financial Economics* 105(1), 191–208.
- Bakshi, G., F. Chabi-Yo, and X. Gao (2017). A recovery that we can trust? deducing and testing the restrictions of the recovery theorem. *The Review of Financial Studies* 31(2), 532–555.
- Bakshi, G., N. Kapadia, and D. Madan (2003). Stock return characteristics, skew laws, and the differential pricing of individual equity options. *The Review of Financial Studies* 16(1), 101–143.
- Bakshi, G. and D. Madan (2000). Spanning and derivative-security valuation. *Journal of Financial Economics* 55(2), 205–238.

- Bakshi, G., D. Madan, and G. Panayotov (2010). Returns of claims on the upside and the viability of u-shaped pricing kernels. *Journal of Financial Economics* 97(1), 130–154.
- Balduzzi, P., S. R. Das, S. Foresi, and R. K. Sundaram (1996). A simple approach to three-factor affine term structure models. *The Journal of Fixed Income* 6(3), 43–53.
- Bansal, R. and H. Zhou (2002). Term structure of interest rates with regime shifts. *The Journal of Finance* 57(5), 1997–2043.
- Barndorff-Nielsen, O. E. (1997). Normal inverse Gaussian distributions and stochastic volatility modelling. *Scandinavian Journal of Statistics* 24(1), 1–13.
- Bates, D. S. (1996). Jumps and stochastic volatility: Exchange rate processes implicit in Deutsche mark options. *The Review of Financial Studies* 9(1), 69–107.
- Bates, D. S. (2000). Post-'87 crash fears in the S&P 500 futures option market. *Journal of Econometrics* 94(1), 181–238.
- Bättig, R. et al. (1999). Completeness of securities market models—an operator point of view. *The Annals of Applied Probability* 9(2), 529–566.
- Bättig, R. J. and R. A. Jarrow (1999). The second fundamental theorem of asset pricing: A new approach. *The Review of Financial Studies* 12(5), 1219–1235.
- Becker, B. and V. Ivashina (2015). Reaching for yield in the bond market. *The Journal of Finance* 70(5), 1863–1902.
- Björk, T. (2009). *Arbitrage Theory in Continuous Time - 3rd edition*. Oxford University Press.
- Black, F. and J. C. Cox (1976). Valuing corporate securities: Some effects of bond indenture provisions. *The Journal of Finance* 31(2), 351–367.
- Black, F. and M. Scholes (1973). The pricing of options and corporate liabilities. *Journal of Political Economy* 81(3), 637–654.
- Bollerslev, T. and V. Todorov (2011). Tails, fears, and risk premia. *The Journal of Finance* 66(6), 2165–2211.
- Bondarenko, O. (2003). Statistical arbitrage and securities prices. *The Review of Financial Studies* 16(3), 875–919.
- Bondarenko, O. (2014). Why are put options so expensive? *The Quarterly Journal of Finance* 4(03), 1450015.
- Borodin, A. N. and P. Salminen (2002). *Handbook of Brownian Motion - Facts and Formulae, 2nd edition*. Birkhäuser.
- Borovička, J., L. P. Hansen, and J. A. Scheinkman (2016). Misspecified recovery. *The Journal of Finance* 71(6), 2493–2544.
- Breeden, D. T. and R. H. Litzenberger (1978). Prices of state-contingent claims implicit in option prices. *Journal of Business* 51(4), 621–651.

- Britten-Jones, M. and A. Neuberger (2000). Option prices, implied price processes, and stochastic volatility. *The Journal of Finance* 55(2), 839–866.
- Broadie, M., M. Chernov, and M. Johannes (2007). Model specification and risk premia: Evidence from futures options. *The Journal of Finance* 62(3), 1453–1490.
- Broadie, M., M. Chernov, and M. Johannes (2009). Understanding index option returns. *The Review of Financial Studies* 22(11), 4493–4529.
- Buchen, P. W. and M. Kelly (1996). The maximum entropy distribution of an asset inferred from option prices. *Journal of Financial and Quantitative Analysis* 31(1), 143–159.
- Büchner, M. and B. T. Kelly (2019). A latent factor model for the cross-section of option returns. Available at SSRN: <https://ssrn.com/abstract=3444232>.
- Carr, P., H. Geman, D. B. Madan, and M. Yor (2002). The fine structure of asset returns: An empirical investigation. *The Journal of Business* 75(2), 305–332.
- Carr, P. and D. Madan (1999). Option valuation using the fast fourier transform. *Journal of Computational Finance* 2(4), 61–73.
- Carr, P. and L. Wu (2003). The finite moment log stable process and option pricing. *The Journal of Finance* 58(2), 753–777.
- Carr, P. and J. Yu (2012). Risk, return, and ross recovery. *Journal of Derivatives* 20(1), 38–59.
- Chabi-Yo, F., R. Garcia, and E. Renault (2008). Recovering risk aversion from option prices and realized returns. *The Review of Financial Studies* 21(2), 973–1011.
- Chabi-Yo, F. and J. Loudis (2020). The conditional expected market return. *Journal of Financial Economics*, <https://doi.org/10.1016/j.jfineco.2020.03.009>.
- Chacko, G. and S. Das (2002). Pricing interest rate derivatives: A general approach. *The Review of Financial Studies* 15(1), 195–241.
- Chambers, D. R., M. Foy, J. Liebner, and Q. Lu (2014). Index option returns: Still puzzling. *The Review of Financial Studies* 27(6), 1915–1928.
- Chaudhuri, R. and M. Schroder (2015). Monotonicity of the stochastic discount factor and expected option returns. *The Review of Financial Studies* 28(5), 1462–1505.
- Cheng, I.-H. (2019). The vix premium. *The Review of Financial Studies* 32(1), 180–227.
- Cheng, P. and O. Scaillet (2002). Linear-quadratic jump-diffusion modelling with application to stochastic volatility. In *EFA 2003 Annual Conference Paper No.163*.
- Christoffersen, P., S. Heston, and K. Jacobs (2013). Capturing option anomalies with a variance-dependent pricing kernel. *The Review of Financial Studies* 26(8), 1963–2006.
- Cochrane, J. H. and M. Piazzesi (2005). Bond risk premia. *American Economic Review* 95(1), 138–160.
- Collin-Dufresne, P. and R. S. Goldstein (2001). Do credit spreads reflect stationary leverage

- ratios? *The Journal of Finance* 56(5), 1929–1957.
- Collin-Dufresne, P., R. S. Goldstein, and C. S. Jones (2008). Identification of maximal affine term structure models. *The Journal of Finance* 63(2), 743–795.
- Collin-Dufresne, P., R. S. Goldstein, and C. S. Jones (2009). Can interest rate volatility be extracted from the cross section of bond yields? *Journal of Financial Economics* 94(1), 47–66.
- Conrad, J., R. F. Dittmar, and E. Ghysels (2013). Ex ante skewness and expected stock returns. *The Journal of Finance* 68(1), 85–124.
- Constantinides, G. M., J. C. Jackwerth, and A. Savov (2013). The puzzle of index option returns. *Review of Asset Pricing Studies* 3(2), 229–257.
- Cont, R. and P. Tankov (2003). *Financial Modelling with Jump Processes*. Chapman and Hall/CRC.
- Coval, J. D. and T. Shumway (2001). Expected option returns. *The Journal of Finance* 56(3), 983–1009.
- Cox, J. C., J. E. Ingersoll, and S. A. Ross (1985). A theory of the term structure of interest rates. *Econometrica* 53(2), 385–407.
- Cox, J. C., J. E. Ingersoll Jr, and S. A. Ross (1981). A re-examination of traditional hypotheses about the term structure of interest rates. *The Journal of Finance* 36(4), 769–799.
- Cox, J. C. and S. A. Ross (1976). The valuation of options for alternative stochastic processes. *Journal of Financial Economics* 3(1-2), 145–166.
- Cox, J. C., S. A. Ross, and M. Rubinstein (1979). Option pricing: A simplified approach. *Journal of Financial Economics* 7(3), 229–263.
- Dai, Q. and K. J. Singleton (2000). Specification analysis of affine term structure models. *The Journal of Finance* 55(5), 1943–1978.
- Dai, Q. and K. J. Singleton (2002). Expectation puzzles, time-varying risk premia, and dynamic models of the term structure. *Journal of Financial Economics* 63(3), 415–441.
- Dew-Becker, I., S. Giglio, A. Le, and M. Rodriguez (2017). The price of variance risk. *Journal of Financial Economics* 123(2), 225–250.
- Driessen, J. and P. Maenhout (2007). An empirical portfolio perspective on option pricing anomalies. *Review of Finance* 11(4), 561–603.
- Duffie, D. and R. Kan (1996). A yield-factor model of interest rates. *Mathematical Finance* 6(4), 379–406.
- Duffie, D., J. Pan, and K. Singleton (2000). Transform analysis and asset pricing for affine jump-diffusions. *Econometrica* 68(6), 1343–1376.
- Eberlein, E. and K. Prause (2002). The generalized hyperbolic model: financial deriva-

- tives and risk measures. In *Mathematical Finance Bachelier Congress 2000*, pp. 245–267. Springer.
- Eraker, B. (2004). Do stock prices and volatility jump? reconciling evidence from spot and option prices. *The Journal of Finance* 59(3), 1367–1403.
- Eraker, B., M. Johannes, and N. Polson (2003). The impact of jumps in volatility and returns. *The Journal of Finance* 58(3), 1269–1300.
- Eraker, B., I. Shaliastovich, and W. Wang (2015). Durable goods, inflation risk, and equilibrium asset prices. *The Review of Financial Studies* 29(1), 193–231.
- Eraker, B. and Y. Wu (2017). Explaining the negative returns to volatility claims: An equilibrium approach. *Journal of Financial Economics* 125(1), 72–98.
- Figlewski, S. (2009). Estimating the implied risk neutral density. In T. Bollerslev, J. R. Russell, and M. Watson (Eds.), *Volatility and Time Series Econometrics: Essays in Honor of Robert F. Engle*, pp. 323–353. Oxford: Oxford University Press.
- Figlewski, S. (2018). Risk-Neutral Densities: A Review. *Annual Review of Financial Economics* 10(1), 329–359.
- Geman, H. (1989). The importance of the forward neutral probability in a stochastic approach of interest rates. Technical report, Working paper, ESSEC.
- Geman, H., N. El Karoui, and J.-C. Rochet (1995). Changes of numeraire, changes of probability measure and option pricing. *Journal of Applied Probability* 32(2), 443–458.
- Gemmell, G. and A. Saffekos (2000). How useful are implied distributions? evidence from stock index options. *Journal of Derivatives* 7(3), 83–91.
- Gourieroux, C. and R. Sufana (2003). Wishart quadratic term structure models. *Les Cahiers du CREF of HEC Montreal Working Paper* (03-10).
- Grabbe, J. O. (1983). The pricing of call and put options on foreign exchange. *Journal of International Money and Finance* 2(3), 239–253.
- Harrison, J. M. and D. M. Kreps (1979). Martingales and arbitrage in multiperiod securities markets. *Journal of Economic Theory* 20(3), 381–408.
- Harrison, J. M. and S. R. Pliska (1981). Martingales and stochastic integrals in the theory of continuous trading. *Stochastic Processes and Their Applications* 11(3), 215–260.
- Heath, D., R. Jarrow, and A. Morton (1992). Bond pricing and the term structure of interest rates: A new methodology for contingent claims valuation. *Econometrica* 60(1), 77–105.
- Heston, S. L. (1993). A closed-form solution for options with stochastic volatility with applications to bond and currency options. *The Review of Financial Studies* 6(2), 327–343.
- Hu, G. and K. Jacobs (2020a). Expected and realized returns on volatility. *Available at SSRN 3580539*.

- Hu, G. and K. Jacobs (2020b). Volatility and expected option returns. *Journal of Financial and Quantitative Analysis* 55(3), 1025–1060.
- Israelov, R. and B. T. Kelly (2017). Forecasting the distribution of option returns. *Available at SSRN: <https://ssrn.com/abstract=3033242>*.
- Jacka, S. . (1991). Optimal stopping and the american put. *Mathematical Finance* 1(2), 1–14.
- Jackwerth, J. C. (2000). Recovering risk aversion from option prices and realized returns. *The Review of Financial Studies* 13(2), 433–451.
- Jackwerth, J. C. (2004). Option-implied risk-neutral distributions and risk aversion. *Charlotteville: Research Foundation of AIMR*.
- Jackwerth, J. C. and M. Menner (2020). Does the ross recovery theorem work empirically? *Journal of Financial Economics*, <https://doi.org/10.1016/j.jfineco.2020.03.006>.
- Jamshidian, F. (1989). An exact bond option formula. *The Journal of Finance* 44(1), 205–209.
- Jarrow, R. and A. Rudd (1982). Approximate option valuation for arbitrary stochastic processes. *Journal of Financial Economics* 10(3), 347–369.
- Jarrow, R. A., D. Lando, and S. M. Turnbull (1997). A markov model for the term structure of credit risk spreads. *The Review of Financial Studies* 10(2), 481–523.
- Jensen, C. S., D. Lando, and L. H. Pedersen (2019). Generalized recovery. *Journal of Financial Economics* 133(1), 154–174.
- Jiang, G. J. and Y. S. Tian (2005). The model-free implied volatility and its information content. *The Review of Financial Studies* 18(4), 1305–1342.
- Johnson, T. L. (2017). Risk premia and the vix term structure. *Journal of Financial and Quantitative Analysis* 52, 2461–2490.
- Jones, C. S. (2006). A nonlinear factor analysis of S&P 500 index option returns. *The Journal of Finance* 61(5), 2325–2363.
- Knez, P. J., R. Litterman, and J. Scheinkman (1996). Explorations into factors explaining money market returns. *The Journal of Finance* 49(5), 1861–1882.
- Kozhan, R., A. Neuberger, and P. Schneider (2013). The skew risk premium in the equity index market. *The Review of Financial Studies* 26(9), 2174–2203.
- Leippold, M. and L. Wu (2003). Design and estimation of quadratic term structure models. *Review of Finance* 7(1), 47–73.
- Leland, H. E. and K. B. Toft (1996). Optimal capital structure, endogenous bankruptcy, and the term structure of credit spreads. *The Journal of Finance* 51(3), 987–1019.
- Longstaff, F. A., S. Mithal, and E. Neis (2005). Corporate yield spreads: Default risk or liquidity? new evidence from the credit default swap market. *The journal of finance* 60(5),

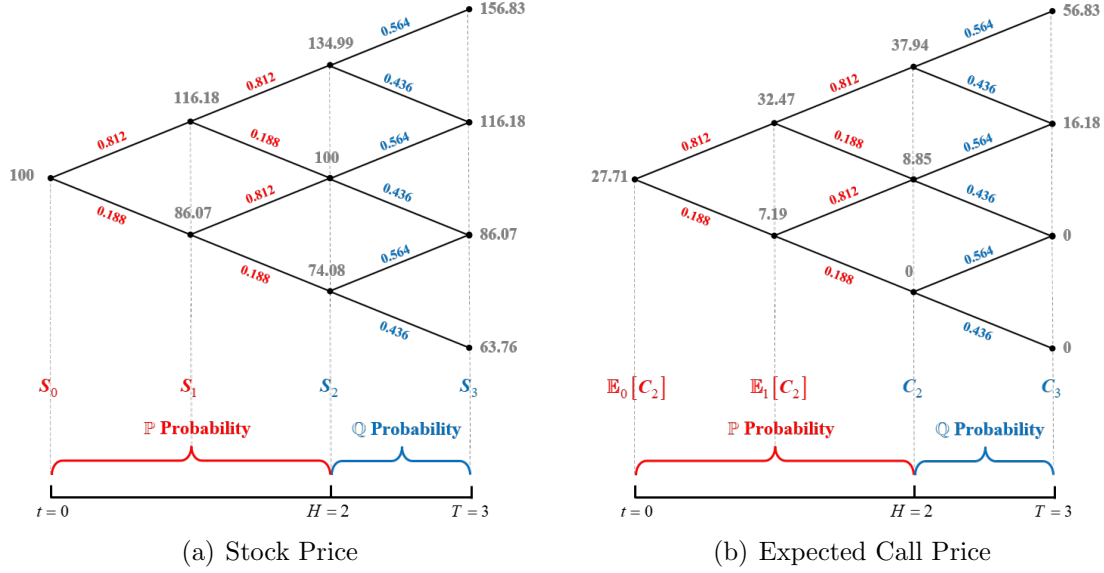
2213–2253.

- Longstaff, F. A. and E. S. Schwartz (1995). A simple approach to valuing risky fixed and floating rate debt. *The Journal of Finance* 50(3), 789–819.
- Madan, D. B., P. P. Carr, and E. C. Chang (1998). The variance gamma process and option pricing. *Review of Finance* 2(1), 79–105.
- Madan, D. B. and F. Milne (1994). Contingent claims valued and hedged by pricing and investing in a basis. *Mathematical Finance* 4(3), 223–245.
- Madan, D. B. and E. Seneta (1990). The variance gamma (VG) model for share market returns. *Journal of Business* 63(4), 511–524.
- Margrabe, W. (1978). The value of an option to exchange one asset for another. *The Journal of Finance* 33(1), 177–186.
- Martin, I. (2017). What is the expected return on the market? *The Quarterly Journal of Economics* 132(1), 367–433.
- Martin, I. and C. Wagner (2019). What is the expected return on a stock? *The Journal of Finance* 74(4), 1887–1929.
- Martin, I. W. and S. A. Ross (2019). Notes on the yield curve. *Journal of Financial Economics* 134(3), 689 – 702.
- Melick, W. R. and C. P. Thomas (1997). Recovering an asset’s implied pdf from option prices: An application to crude oil during the gulf crisis. *Journal of Financial and Quantitative Analysis* 32(1), 91–115.
- Merton, R. C. (1973). Theory of rational option pricing. *Bell Journal of Economics & Management Science* 4(1), 141–183.
- Merton, R. C. (1974). On the pricing of corporate debt: The risk structure of interest rates. *The Journal of Finance* 29(2), 449–470.
- Mueller, C. (2000). A simple multi-factor model of corporate bond prices. Working paper, University of Wisconsin-Madison.
- Pan, J. (2002). The jump-risk premia implicit in options: Evidence from an integrated time-series study. *Journal of Financial Economics* 63(1), 3–50.
- Papantoleon, A. (2008). An introduction to Lévy processes with applications in finance. *arXiv preprint arXiv:0804.0482*.
- Pritsker, M. (1998). Nonparametric density estimation and tests of continuous time interest rate models. *The Review of Financial Studies* 11(3), 449–487.
- Qin, L. and V. Linetsky (2016). Positive eigenfunctions of markovian pricing operators: Hansen-scheinkman factorization, ross recovery, and long-term pricing. *Operations Research* 64(1), 99–117.
- Qin, L., V. Linetsky, and Y. Nie (2018). Long forward probabilities, recovery, and the term

- structure of bond risk premiums. *The Review of Financial Studies* 31(12), 4863–4883.
- Rosenberg, J. V. and R. F. Engle (2002). Empirical pricing kernels. *Journal of Financial Economics* 64(3), 341–372.
- Ross, S. (1977). Risk, return and arbitrage. *Risk and Return in Finance* 1, 189–218.
- Ross, S. (2015). The recovery theorem. *The Journal of Finance* 70(2), 615–648.
- Ross, S. A. (1978). A simple approach to the valuation of risky streams. *Journal of Business* 51(3), 453–475.
- Rubinstein and Mark (1998). Edgeworth binomial trees. *Journal of Derivatives* 5(3), 20–27.
- Rubinstein, M. (1984). A simple formula for the expected rate of return of an option over a finite holding period. *The Journal of Finance* 39(5), 1503–1509.
- Santa-Clara, P. and A. Saretto (2009). Option strategies: Good deals and margin calls. *Journal of Financial Markets* 12(3), 391–417.
- Shreve, S. E. (2004). *Stochastic Calculus for Finance II: Continuous-Time Models*, Volume 11. Springer Science & Business Media.
- Soderlind, P. and L. Svensson (1997). New techniques to extract market expectations from financial instruments. *Journal of Monetary Economics* 40(2), 383 – 429.
- Stoll, H. R. (1969). The relationship between put and call option prices. *The Journal of Finance* 24(5), 801–824.
- Stutzer, M. (1996). A simple nonparametric approach to derivative security valuation. *The Journal of Finance* 51(5), 1633–1652.
- Vasicek, O. (1977). An equilibrium characterization of the term structure. *Journal of Financial and Quantitative Analysis* 12(4), 627–627.
- Walden, J. (2017). Recovery with unbounded diffusion processes. *Review of Finance* 21(4), 1403–1444.
- Xing, Y., X. Zhang, and R. Zhao (2010). What does the individual option volatility smirk tell us about future equity returns? *Journal of Financial and Quantitative Analysis* 45(3), 641–662.

Figures

Figure 1: The Binomial Tree under the \mathbb{R} Measure



Notes: This figure shows a 3-year binomial tree structure for the stock price and the expected call price under the \mathbb{R} measure. The \mathbb{R} measure follows physical \mathbb{P} distribution until before $H = 2$ years, and risk-neutral \mathbb{Q} distribution beginning at time $H = 2$ years. The following parameters are used: $S_t = 100$, $K = 100$, $\mu = 0.1$, $r = 0.03$, $\sigma = 0.15$, $\Delta t = 1$. The up and down node values of the future stock price evolution are computed using the binomial-tree method given by Cox et al. (1979). The up and down conditional *physical probabilities* over the next period are 0.812 and 0.188, respectively, which are used at time 0 and time 1; and the up and down conditional *risk-neutral probabilities* over the next period are 0.564 and 0.436, respectively, which are used at time 2.

Tables

Table 1: The Definitions of Six EEMs

Numeraire (G)	\mathbb{R}^*	\mathbb{R}_1^*
Money Market Account (B)	\mathbb{R}	\mathbb{R}_1
Pure Discount Bond ($P(\cdot, T)$)	\mathbb{R}^T	\mathbb{R}_1^T
Exchange Asset (S)	\mathbb{R}^S	\mathbb{R}_1^S

Notes: This table gives six specific EEM definitions in the \mathbb{R}^* and \mathbb{R}_1^* classes when using B , $P(\cdot, T)$, and S as the numeraire.

Internet Appendix for “A Theory of Equivalent Expectation Measures for Expected Prices of Contingent Claims”

Sanjay K. Nawalkha and Xiaoyang Zhuo*

June 26, 2020

This Internet Appendix provides the following supplemental sections to the main article:

- Section [IA](#). The \mathbb{R}_2^* Measure
- Section [IB](#). Expected Option Prices under the Margrabe Model
- Section [IC](#). Expected Bond Prices under the $A_{1r}(3)$ Model
- Section [ID](#). Expected Bond Prices under the Quadratic Term Structure Model
- Section [IE](#). Expected Prices of Interest Rate Derivatives
- Section [IF](#). Expected Option Prices under the CGMY Lévy Model
- Section [IG](#). Expected Return Simulation
- Section [IH](#). A Procedure to Extract the Expected FSPD

*Sanjay K. Nawalkha (e-mail: nawalkha@isenberg.umass.edu) is with the Isenberg School of Management, University of Massachusetts, MA, USA. Xiaoyang Zhuo (e-mail: zhuoxy@pbcfs.tsinghua.edu.cn) is with the PBC School of Finance, Tsinghua University, Beijing, China. This version is available at the arXiv, Open Science Framework (OSF), and SSRN.

A Internet Appendix

IA The \mathbb{R}_2^* Measure

We first give the definition of the \mathbb{R}_2^* measure in the following proposition:

Proposition IA1 *For a fixed H with $0 \leq H \leq T$, define a process $\mathcal{L}_{2s}^*(H)$ as*

$$\mathcal{L}_{2s}^*(H) = \begin{cases} \frac{G_H \mathbb{E}_s^{\mathbb{R}^*} [G_s/G_T]}{G_s \mathbb{E}_0^{\mathbb{R}^*} [G_H/G_T]} \cdot \frac{L_s^*}{L_H^*}, & \text{if } H \leq s \leq T, \\ \frac{\mathbb{E}_s^{\mathbb{R}^*} [G_H/G_T]}{\mathbb{E}_0^{\mathbb{R}^*} [G_H/G_T]}, & \text{if } 0 \leq s < H. \end{cases} \quad (\text{IA1})$$

Let

$$\mathbb{R}_2^*(A) \triangleq \int_A \mathcal{L}_{2T}^*(H; \omega) d\mathbb{P}(\omega) \quad \text{for all } A \in \mathcal{F}_T, \quad (\text{IA2})$$

then \mathbb{R}_2^* is a probability measure equivalent to \mathbb{P} , and $\mathcal{L}_{2s}^*(H)$ is the Radon-Nikodým derivative process of \mathbb{R}_2^* with respect to \mathbb{P} .

We omit the proof of Proposition [IA1](#) because it follows similarly from Appendix [A.1](#). For the relation between \mathbb{R}_2^* and \mathbb{R}^* , we have

$$\begin{aligned} \mathbb{E}_t^{\mathbb{R}_2^*} [Z_T] &= \mathbb{E}_t^{\mathbb{P}} \left[\frac{\mathcal{L}_{2T}^*(H)}{\mathcal{L}_{2t}^*(H)} Z_T \right] = \mathbb{E}_t^{\mathbb{P}} \left[\frac{L_T^*}{L_H^*} \cdot \frac{G_H/G_T}{\mathbb{E}_t^{\mathbb{R}^*} [G_H/G_T]} Z_T \right] \\ &= \mathbb{E}_t^{\mathbb{P}} \left[\frac{\mathcal{L}_T^*(H)}{\mathcal{L}_t^*(H)} \cdot \frac{G_H/G_T}{\mathbb{E}_t^{\mathbb{R}^*} [G_H/G_T]} Z_T \right] = \mathbb{E}_t^{\mathbb{R}^*} \left[\frac{G_H/G_T}{\mathbb{E}_t^{\mathbb{R}^*} [G_H/G_T]} Z_T \right], \end{aligned} \quad (\text{IA3})$$

for any \mathcal{F}_T -measurable variable Z_T .

Now, we prove that the \mathbb{R}_1^* measure subsumes the \mathbb{R}_2^* measure when the numeraires are restricted to be either the money market account or the pure discount bond.

According to the classification of EEMs in section [2.3](#), when $G = B = e^{\int_0^t r_u du}$; in other words, the numeraire is the money market account, we have $\mathbb{R}^* = \mathbb{R}$, $\mathbb{R}_2^* = \mathbb{R}_2$, and $L_s^* = L_s$. Then, for \mathbb{R}_2 's Radon-Nikodým derivative process

$$\mathcal{L}_{2s}(H) = \begin{cases} \frac{B_H \mathbb{E}_s^{\mathbb{R}} [B_s/B_T]}{B_s \mathbb{E}_0^{\mathbb{R}} [B_H/B_T]} \cdot \frac{L_s}{L_H} = \frac{B_H P(s, T)}{B_s \mathbb{E}_0^{\mathbb{P}} [P(H, T)]} \cdot \frac{L_s}{L_H}, & \text{if } H \leq s \leq T, \\ \frac{\mathbb{E}_s^{\mathbb{R}} [B_H/B_T]}{\mathbb{E}_0^{\mathbb{R}} [B_H/B_T]} = \frac{\mathbb{E}_s^{\mathbb{P}} [P(H, T)]}{\mathbb{E}_0^{\mathbb{P}} [P(H, T)]}, & \text{if } 0 \leq s < H, \end{cases} \quad (\text{IA4})$$

where $\mathbb{E}_s^{\mathbb{R}} [P(H, T)] = \mathbb{E}_s^{\mathbb{P}} [P(H, T)]$ for $0 \leq s \leq H$ due to Proposition 1.

When $G = P(\cdot, T)$, in other words, the numeraire is the pure discount bond, we have $\mathbb{R}^* = \mathbb{R}^T$, $\mathbb{R}_2^* = \mathbb{R}_2^T$, and $L_s^* = L_s^P = \frac{P(s, T)B_0}{P(0, T)B_s} L_s$. Then, for \mathbb{R}_2^T 's Radon-Nikodým derivative process

$$\mathcal{L}_{2s}^P(H) = \begin{cases} \frac{P(H, T) \mathbb{E}_s^{\mathbb{R}^T} [P(s, T)]}{P(s, T) \mathbb{E}_0^{\mathbb{R}^T} [P(H, T)]} \cdot \frac{P(s, T)B_H L_s}{P(H, T)B_s L_H} = \frac{B_H P(s, T)}{B_s \mathbb{E}_0^{\mathbb{P}} [P(H, T)]} \cdot \frac{L_s}{L_H}, & \text{if } H \leq s \leq T, \\ \frac{\mathbb{E}_s^{\mathbb{R}^T} [P(H, T)]}{\mathbb{E}_0^{\mathbb{R}^T} [P(H, T)]} = \frac{\mathbb{E}_s^{\mathbb{P}} [P(H, T)]}{\mathbb{E}_0^{\mathbb{P}} [P(H, T)]}, & \text{if } 0 \leq s < H, \end{cases} \quad (\text{IA5})$$

where $\mathbb{E}_s^{\mathbb{R}^T} [P(H, T)] = \mathbb{E}_s^{\mathbb{P}} [P(H, T)]$ for $0 \leq s \leq H$ due to Proposition 1.

When $G = P(\cdot, T)$, we have $\mathbb{R}^* = \mathbb{R}^T$, $\mathbb{R}_1^* = \mathbb{R}_1^T$, and $L_s^* = L_s^P = \frac{P(s, T)B_0}{P(0, T)B_s} L_s$. Then, for \mathbb{R}_1^T 's Radon-Nikodým derivative process (also see Appendix B.2)

$$\mathcal{L}_{1s}^P(H) = \begin{cases} \frac{P(H, T)}{\mathbb{E}_0^{\mathbb{P}} [P(H, T)]} \cdot \frac{P(s, T)B_H L_s}{P(H, T)B_s L_H} = \frac{B_H P(s, T)}{B_s \mathbb{E}_0^{\mathbb{P}} [P(H, T)]} \cdot \frac{L_s}{L_H}, & \text{if } H \leq s \leq T, \\ \frac{\mathbb{E}_s^{\mathbb{P}} [P(H, T)]}{\mathbb{E}_0^{\mathbb{P}} [P(H, T)]}, & \text{if } 0 \leq s < H. \end{cases} \quad (\text{IA6})$$

As can be seen, the Radon-Nikodým derivative processes satisfy $\mathcal{L}_{1s}^P(H) = \mathcal{L}_{2s}^P(H) = \mathcal{L}_{2s}(H)$, which means $\mathbb{R}_1^T = \mathbb{R}_2^T = \mathbb{R}_2$. Hence, \mathbb{R}_1^T subsumes both \mathbb{R}_2^T and \mathbb{R}_2 measures when the numeraires are either the pure discount bond or the money market account.

IB Expected Option Prices under the Margrabe Model

For simplicity of exposition, we use the Margrabe (1978) model to demonstrate the use of EEM \mathbb{R}_1^S for obtaining the expected price of a call option that gives the option holder the right to exchange an asset S_1 for another asset S_2 . Assume that both assets S_1 and S_2 follow geometric Brownian motions under the physical measure \mathbb{P} , as follows:

$$\frac{dS_{1s}}{S_{1s}} = \mu_1 ds + \sigma_1 dW_{1s}^{\mathbb{P}}, \quad \frac{dS_{2s}}{S_{2s}} = \mu_2 ds + \sigma_2 dW_{2s}^{\mathbb{P}}, \quad (\text{IA7})$$

where $W_1^{\mathbb{P}}$ and $W_2^{\mathbb{P}}$ are correlated Brownian motions with a correlation coefficient equal to ρ .

It is convenient to price the exchange option using asset S_1 as the numeraire asset.

The expected price of the exchange option is given by equation (14) in Corollary 1, with $F_T = C_T = (S_{2T} - S_{1T})^+$ as the terminal payoff, and the numeraire values given as $S_T = S_{1T}$, and $S_H = S_{1H}$, as follows:

$$\begin{aligned}\mathbb{E}_t[C_H] &= \mathbb{E}_t^{\mathbb{P}}[S_{1H}] \mathbb{E}_t^{\mathbb{R}_1^S} \left[\frac{(S_{2T} - S_{1T})^+}{S_{1T}} \right] \\ &= \mathbb{E}_t^{\mathbb{P}}[S_{1H}] \mathbb{E}_t^{\mathbb{R}_1^S} [(V_T - 1)^+],\end{aligned}\tag{IA8}$$

where $V = S_2/S_1$ is the asset price ratio. Therefore, it suffices for us to obtain the process of V under the \mathbb{R}_1^S measure, which can be derived using Theorem 1 and Appendix B.1 as follows:

$$\frac{dV_s}{V_s} = \mathbb{1}_{\{s < H\}} (\mu_2 - \mu_1) ds + \sigma_2 dW_{2s}^{\mathbb{R}_1^S} - \sigma_1 dW_{1s}^{\mathbb{R}_1^S}.\tag{IA9}$$

Note that V_T is also lognormally distributed under the \mathbb{R}_1^S measure. Thus, similar to the derivation of the expected price of a call option under the Black and Scholes model (given by equation (20)), the solution of the expected price of the exchange option is derived as follows:

$$\mathbb{E}_t[C_H] = S_{2t} e^{\mu_2(H-t)} \mathcal{N}(\hat{d}_1) - S_{1t} e^{\mu_1(H-t)} \mathcal{N}(\hat{d}_2),\tag{IA10}$$

where

$$\begin{aligned}\hat{d}_1 &= \frac{\ln(S_{2t}/S_{1t}) + (\mu_2 - \mu_1)(H-t) + \frac{1}{2}\hat{\sigma}^2(T-t)}{\hat{\sigma}\sqrt{T-t}}, \\ \hat{d}_2 &= \frac{\ln(S_{2t}/S_{1t}) + (\mu_2 - \mu_1)(H-t) - \frac{1}{2}\hat{\sigma}^2(T-t)}{\hat{\sigma}\sqrt{T-t}},\end{aligned}$$

with $\hat{\sigma} = \sqrt{\sigma_1^2 + \sigma_2^2 - 2\rho\sigma_1\sigma_2}$.

IC Expected Bond Prices under the $A_{1r}(3)$ Model

Here, we employ the commonly used $A_{1r}(3)$ form of three-factor ATSMs, which has been developed in various models, including Balduzzi et al. (1996), Dai and Singleton (2000). Specifically, we use the $A_{1r}(3)_{\text{MAX}}$ model to compute the expected bond price. Under the physical measure \mathbb{P} , the state variable processes under the $A_{1r}(3)_{\text{MAX}}$ model are defined as

follows:

$$\begin{aligned}
dv_s &= \alpha_v (m_v - v_s) ds + \eta \sqrt{v_s} dW_{1s}^{\mathbb{P}}, \\
d\theta_s &= \alpha_\theta (m_\theta - \theta_s) ds + \sigma_{\theta v} \eta \sqrt{v_s} dW_{1s}^{\mathbb{P}} + \sqrt{\zeta^2 + \beta_\theta v_s} dW_{2s}^{\mathbb{P}} + \sigma_{\theta r} \sqrt{\delta_r + v_s} dW_{3s}^{\mathbb{P}}, \\
dr_s &= \alpha_{rv} (m_v - v_s) ds + \alpha_r (\theta_s - r_s) ds + \sigma_{rv} \eta \sqrt{v_s} dW_{1s}^{\mathbb{P}} + \sigma_{r\theta} \sqrt{\zeta^2 + \beta_\theta v_s} dW_{2s}^{\mathbb{P}} + \sqrt{\delta_r + v_s} dW_{3s}^{\mathbb{P}},
\end{aligned} \tag{IA11}$$

where $W_1^{\mathbb{P}}$, $W_2^{\mathbb{P}}$ and $W_3^{\mathbb{P}}$ are independent Brownian motions under the physical measure \mathbb{P} . We assume the market price of risks (MPRs), $\gamma_s = (\gamma_{1s}, \gamma_{2s}, \gamma_{3s})$, are given by

$$\begin{aligned}
\gamma_{1s} &= \gamma_1 \sqrt{v_s}, \\
\gamma_{2s} &= \gamma_2 \sqrt{\zeta^2 + \beta_\theta v_s}, \\
\gamma_{3s} &= \gamma_3 \sqrt{\delta_r + v_s}.
\end{aligned} \tag{IA12}$$

Therefore, using Theorem 1 and Appendix B.1, the state variable processes under the $A_{1r}(3)_{\text{MAX}}$ model under the \mathbb{R} measure are given by

$$\begin{aligned}
dv_s &= [\alpha_v (m_v - v_s) - \mathbf{1}_{\{s \geq H\}} \gamma_1 \eta v_s] ds + \eta \sqrt{v_s} dW_{1s}^{\mathbb{R}}, \\
d\theta_s &= [\alpha_\theta (m_\theta - \theta_s) - \mathbf{1}_{\{s \geq H\}} \gamma_1 \sigma_{\theta v} \eta v_s - \mathbf{1}_{\{s \geq H\}} \gamma_2 (\zeta^2 + \beta_\theta v_s) \\
&\quad - \mathbf{1}_{\{s \geq H\}} \gamma_3 \sigma_{\theta r} (\delta_r + v_s)] ds + \sigma_{\theta v} \eta \sqrt{v_s} dW_{1s}^{\mathbb{R}} + \sqrt{\zeta^2 + \beta_\theta v_s} dW_{2s}^{\mathbb{R}} + \sigma_{\theta r} \sqrt{\delta_r + v_s} dW_{3s}^{\mathbb{R}}, \\
dr_s &= [\alpha_{rv} (m_v - v_s) + \alpha_r (\theta_s - r_s) - \mathbf{1}_{\{s \geq H\}} \gamma_1 \sigma_{rv} \eta v_s - \mathbf{1}_{\{s \geq H\}} \gamma_2 \sigma_{r\theta} (\zeta^2 + \beta_\theta v_s) \\
&\quad - \mathbf{1}_{\{s \geq H\}} \gamma_3 (\delta_r + v_s)] ds + \sigma_{rv} \eta \sqrt{v_s} dW_{1s}^{\mathbb{R}} + \sigma_{r\theta} \sqrt{\zeta^2 + \beta_\theta v_s} dW_{2s}^{\mathbb{R}} + \sqrt{\delta_r + v_s} dW_{3s}^{\mathbb{R}}.
\end{aligned} \tag{IA13}$$

Hence, using equation (12) in Corollary 1, the time t expectation of the future price of a T -maturity default-free zero-coupon bond at time H is given under the $A_{1r}(3)_{\text{MAX}}$ model as follows. For all $t \leq H \leq T$,

$$\begin{aligned}
\mathbb{E}_t [P(H, T)] &= \mathbb{E}_t^{\mathbb{R}} \left[\exp \left(- \int_H^T r_u du \right) \right] \\
&= \exp \left(-A_{\chi^*}^{\begin{pmatrix} 0,0 \\ 0,0 \\ 0,1 \end{pmatrix}} (T - H) - A_\chi^{\begin{pmatrix} b,0 \\ c,0 \\ d,0 \end{pmatrix}} (H - t) - B_\chi^{\begin{pmatrix} b,0 \\ c,0 \\ d,0 \end{pmatrix}} (H - t) v_t \right. \\
&\quad \left. - C_\chi^{\begin{pmatrix} b,0 \\ c,0 \\ d,0 \end{pmatrix}} (H - t) \theta_t - D_\chi^{\begin{pmatrix} b,0 \\ c,0 \\ d,0 \end{pmatrix}} (H - t) r_t \right),
\end{aligned} \tag{IA14}$$

where

$$b = B_{\chi^*}^{\begin{pmatrix} 0,0 \\ 0,0 \\ 0,1 \end{pmatrix}}(T-H), \quad c = C_{\chi^*}^{\begin{pmatrix} 0,0 \\ 0,0 \\ 0,1 \end{pmatrix}}(T-H), \quad d = D_{\chi^*}^{\begin{pmatrix} 0,0 \\ 0,0 \\ 0,1 \end{pmatrix}}(T-H),$$

and

$$\begin{aligned} \chi &= (\alpha_v, \alpha_\theta, \alpha_r, \alpha_{rv}, m_v, m_\theta, \sigma_{\theta v}, \sigma_{\theta r}, \sigma_{rv}, \sigma_{r\theta}, \eta, \zeta, \beta_\theta, \delta_r, 0, 0), \\ \chi^* &= (\alpha_v^*, \alpha_\theta^*, \alpha_r^*, \alpha_{rv}^*, m_v^*, m_\theta^*, \sigma_{\theta v}, \sigma_{\theta r}, \sigma_{rv}, \sigma_{r\theta}, \eta, \zeta, \beta_\theta, \delta_r, \alpha_{\theta v}^*, m_r^*), \end{aligned}$$

with

$$\begin{aligned} \alpha_v^* &= \alpha_v + \gamma_1 \eta, \quad m_v^* = \frac{\alpha_v m_v}{\alpha_v + \gamma_1 \eta}, \quad \alpha_\theta^* = \alpha_\theta, \quad m_\theta^* = \frac{\alpha_\theta m_\theta - \gamma_2 \zeta^2 - \gamma_3 \sigma_{\theta r} \delta_r}{\alpha_\theta}, \\ \alpha_r^* &= \alpha_r, \quad \alpha_{rv}^* = \alpha_{rv} + \gamma_1 \sigma_{rv} \eta + \gamma_2 \sigma_{r\theta} \beta_\theta + \gamma_3, \quad \alpha_{\theta v}^* = -\gamma_1 \sigma_{\theta v} \eta - \gamma_2 \beta_\theta - \gamma_3 \sigma_{\theta r}, \\ m_r^* &= \alpha_{rv} m_v - \alpha_{rv}^* m_v^* - \gamma_2 \sigma_{r\theta} \zeta^2 - \gamma_3 \delta_r. \end{aligned}$$

For any well-defined λ_i, μ_i ($i = 1, 2, 3$) and the characteristic χ , $A_\chi(\tau) \triangleq A_\chi^{\begin{pmatrix} \lambda_1, \mu_1 \\ \lambda_2, \mu_2 \\ \lambda_3, \mu_3 \end{pmatrix}}(\tau)$, $B_\chi(\tau) \triangleq B_\chi^{\begin{pmatrix} \lambda_1, \mu_1 \\ \lambda_2, \mu_2 \\ \lambda_3, \mu_3 \end{pmatrix}}(\tau)$, $C_\chi(\tau) \triangleq C_\chi^{\begin{pmatrix} \lambda_1, \mu_1 \\ \lambda_2, \mu_2 \\ \lambda_3, \mu_3 \end{pmatrix}}(\tau)$, $D_\chi(\tau) \triangleq D_\chi^{\begin{pmatrix} \lambda_1, \mu_1 \\ \lambda_2, \mu_2 \\ \lambda_3, \mu_3 \end{pmatrix}}(\tau)$ satisfy the following ODEs

$$\begin{aligned} \frac{\partial A_\chi(\tau)}{\partial \tau} &= B_\chi(\tau) \alpha_v m_v + C_\chi(\tau) \alpha_\theta m_\theta + D_\chi(\tau) (\alpha_{rv} m_v + m_r) - \frac{1}{2} C_\chi^2(\tau) (\sigma_{\theta r}^2 \delta_r + \zeta^2) \\ &\quad - \frac{1}{2} D_\chi^2(\tau) (\sigma_{r\theta}^2 \zeta^2 + \delta_r) - C_\chi(\tau) D_\chi(\tau) (\sigma_{r\theta} \zeta^2 + \sigma_{\theta r} \delta_r), \\ \frac{\partial B_\chi(\tau)}{\partial \tau} &= -B_\chi(\tau) \alpha_v + C_\chi(\tau) \alpha_{\theta v} - D_\chi(\tau) \alpha_{rv} - \frac{1}{2} B_\chi^2(\tau) \eta^2 - \frac{1}{2} C_\chi^2(\tau) (\beta_\theta + \sigma_{\theta v}^2 \eta^2 + \sigma_{\theta r}^2) \\ &\quad - \frac{1}{2} D_\chi^2(\tau) (\sigma_{rv}^2 \eta^2 + \sigma_{r\theta}^2 \beta_\theta + 1) - B_\chi(\tau) C_\chi(\tau) \sigma_{\theta v} \eta^2 - B_\chi(\tau) D_\chi(\tau) \sigma_{rv} \eta^2 \\ &\quad - C_\chi(\tau) D_\chi(\tau) (\sigma_{\theta v} \sigma_{rv} \eta^2 + \sigma_{r\theta} \beta_\theta + \sigma_{\theta r}) + \mu_1, \\ \frac{\partial C_\chi(\tau)}{\partial \tau} &= -C_\chi(\tau) \alpha_\theta + D_\chi(\tau) \alpha_r + \mu_2, \\ \frac{\partial D_\chi(\tau)}{\partial \tau} &= -D_\chi(\tau) \alpha_r + \mu_3, \end{aligned} \tag{IA15}$$

subject to the boundary condition $A_\chi = 0$, $B_\chi(0) = \lambda_1$, $C_\chi(0) = \lambda_2$, $D_\chi(0) = \lambda_3$. $A_\chi(\tau)$ and

$B_\chi(\tau)$ can be solved easily using numerical integration, and $C_\chi(\tau)$ and $D_\chi(\tau)$ are given as

$$\begin{aligned} C_\chi(\tau) &= \lambda_2 e^{-\alpha_\theta \tau} + \frac{\mu_2 + \mu_3}{\alpha_\theta} (1 - e^{-\alpha_\theta \tau}) + \frac{\lambda_3 \alpha_r - \mu_3}{\alpha_\theta - \alpha_r} (e^{-\alpha_r \tau} - e^{-\alpha_\theta \tau}), \\ D_\chi(\tau) &= \lambda_3 e^{-\alpha_r \tau} + \frac{\mu_3}{\alpha_r} (1 - e^{-\alpha_r \tau}). \end{aligned}$$

Similarly, $A_{\chi^*}(\tau) \triangleq A_{\chi^*}^{\left(\begin{smallmatrix} \lambda_1, \mu_1 \\ \lambda_2, \mu_2 \\ \lambda_3, \mu_3 \end{smallmatrix}\right)}(\tau)$, $B_{\chi^*}(\tau) \triangleq B_{\chi^*}^{\left(\begin{smallmatrix} \lambda_1, \mu_1 \\ \lambda_2, \mu_2 \\ \lambda_3, \mu_3 \end{smallmatrix}\right)}(\tau)$, $C_{\chi^*}(\tau) \triangleq C_{\chi^*}^{\left(\begin{smallmatrix} \lambda_1, \mu_1 \\ \lambda_2, \mu_2 \\ \lambda_3, \mu_3 \end{smallmatrix}\right)}(\tau)$, $D_{\chi^*}(\tau) \triangleq D_{\chi^*}^{\left(\begin{smallmatrix} \lambda_1, \mu_1 \\ \lambda_2, \mu_2 \\ \lambda_3, \mu_3 \end{smallmatrix}\right)}(\tau)$ are obtained as in equation (IA15) with the characteristic χ replaced with the characteristic χ^* .

ID Expected Bond Prices under the Quadratic Term Structure Model

As in [Ahn et al. \(2002\)](#), an N -factor quadratic term structure model (QTSM) satisfies the following assumptions. First, the nominal instantaneous interest rate is a quadratic function of the state variables

$$r_s = \alpha + \beta' Y_s + Y_s' \Psi Y_s, \quad (\text{IA16})$$

where α is a constant, β is an N -dimensional vector, and Ψ is an $N \times N$ matrix of constants. We assume that $\alpha - \frac{1}{4} \beta' \Psi^{-1} \beta \geq 0$, and Ψ is a positive semidefinite matrix.

The SDEs of the state variables Y are characterized as multivariate Gaussian processes with mean reverting properties:

$$dY_s = (\mu + \xi Y_s) ds + \Sigma dW_s^\mathbb{P}, \quad (\text{IA17})$$

where μ is an N -dimensional vector of constants and ξ and Σ are N -dimensional square matrices. We assume that ξ is “diagonalizable” and has negative real components of eigenvalues. $W^\mathbb{P}$ is an N -dimensional vector of standard Brownian motions that are mutually independent.

Similar to [Ahn et al. \(2002\)](#), the market price of risks γ_s is assumed to be

$$\gamma_s = \Sigma^{-1} (\gamma_0 + \gamma_1 Y_s), \quad (\text{IA18})$$

where γ_0 is an N -dimensional vector, γ_1 is an $N \times N$ matrix satisfying that $\Sigma^{-1} \Sigma^{-1} \gamma_1$ is symmetric. Hence, using Theorem 1 and Appendix B.1, the state variables Y under the \mathbb{R}

measure satisfy the following SDE:

$$dY_s = [\mu + \xi Y_s - \mathbf{1}_{\{s \geq H\}} (\gamma_0 + \gamma_1 Y_s)] ds + \Sigma dW_s^{\mathbb{R}}. \quad (\text{IA19})$$

Hence, the time t expectation of the future price of a T -maturity default-free zero-coupon bond at time H is given under the N -factor QTSM model as follows. For all $t \leq H \leq T$,

$$\begin{aligned} \mathbb{E}_t [P(H, T)] &= \mathbb{E}_t^{\mathbb{R}} \left[\exp \left(- \int_H^T r_u du \right) \right] = \mathbb{E}_t^{\mathbb{R}} \left[\exp \left(- \int_H^T (\alpha + \beta' Y_u + Y_u' \Psi Y_u) du \right) \right] \\ &= \exp \left(-\alpha(T-H) - A_{\mu^*, \xi^*}^{(0, \beta)}(T-H) - A_{\mu, \xi}^{(b_1, 0)}(H-t) - B_{\mu, \xi}^{(b_1, 0)}(H-t)' Y_t \right. \\ &\quad \left. - Y_t' C_{\mu, \xi}^{(b_1, 0)}(H-t) Y_t \right), \end{aligned} \quad (\text{IA20})$$

where

$$\begin{aligned} b_1 &= B_{\mu^*, \xi^*}^{(0, \beta)}(T-H), \quad c_1 = C_{\mu^*, \xi^*}^{(0, \beta)}(T-H), \\ \mu^* &= \mu - \gamma_0, \quad \xi^* = \xi - \gamma_1. \end{aligned}$$

For any well-defined matrices b, c, d, q, μ and ξ , $A_{\mu, \xi}(\tau) \triangleq A_{\mu, \xi}^{(b, d)}(\tau)$, $B_{\mu, \xi}(\tau) \triangleq B_{\mu, \xi}^{(b, d)}(\tau)$, and $C_{\mu, \xi}(\tau) \triangleq C_{\mu, \xi}^{(b, d)}(\tau)$ satisfy the following ODEs

$$\begin{aligned} \frac{dA_{\mu, \xi}(\tau)}{d\tau} &= \mu' B_{\mu, \xi}(\tau) - \frac{1}{2} B_{\mu, \xi}(\tau)' \Sigma \Sigma' B_{\mu, \xi}(\tau) + \text{tr}(\Sigma \Sigma' C_{\mu, \xi}(\tau)), \\ \frac{dB_{\mu, \xi}(\tau)}{d\tau} &= \xi' B_{\mu, \xi}(\tau) + 2C_{\mu, \xi}(\tau) \mu - 2C_{\mu, \xi}(\tau) \Sigma \Sigma' B_{\mu, \xi}(\tau) + d, \\ \frac{dC_{\mu, \xi}(\tau)}{d\tau} &= -2C_{\mu, \xi}(\tau) \Sigma \Sigma' C_{\mu, \xi}(\tau) + C_{\mu, \xi}(\tau) \xi + \xi' C_{\mu, \xi}(\tau) + q, \end{aligned} \quad (\text{IA21})$$

with the terminal conditions $A_{\mu, \xi}(0) = 0$, $B_{\mu, \xi}(0) = b$, $C_{\mu, \xi}(0) = c$. These ODEs can be easily solved numerically. $A_{\mu^*, \xi^*}(\tau) \triangleq A_{\mu^*, \xi^*}^{(b, d)}(\tau)$, $B_{\mu^*, \xi^*}(\tau) \triangleq B_{\mu^*, \xi^*}^{(b, d)}(\tau)$, and $C_{\mu^*, \xi^*}(\tau) \triangleq C_{\mu^*, \xi^*}^{(b, d)}(\tau)$ are obtained similarly as in equation (IA21) with the drift coefficients (μ, ξ) replaced with drift coefficient (μ^*, ξ^*) .

Example: The QTSM3 model. Since the empirical literature suggests that three factors are required to describe the term structure (see, e.g., Knez et al., 1996; Dai and Singleton, 2000), we fix $N = 3$ and explore the particular QTSM3 model defined in Ahn et al. (2002). According to the parameter restrictions by Ahn et al. (2002), in this case, $\mu \geq 0$, $\alpha > 0$, $\beta = 0$, and Σ is a diagonal matrix. In addition, ξ and γ_1 are diagonal, and this assumption results

in orthogonal state variables under the \mathbb{P} measure as well as the \mathbb{R} measure. Furthermore, Ψ is the 3×3 identity matrix I_3 , such that there are no interactions among the state variables in the determination of the interest rate. The number of parameters in QTSM3 is 16. An important advantage is that the QTSM3 model allows for a fully closed-form solution for the expected bond price:

$$\begin{aligned}\mathbb{E}_t [P(H, T)] &= \mathbb{E}_t^{\mathbb{R}} \left[\exp \left(- \int_H^T r_u du \right) \right] = \mathbb{E}_t^{\mathbb{R}} \left[\exp \left(- \int_H^T (\alpha + Y_u' \Psi Y_u) du \right) \right] \\ &= \exp \left(-\alpha(T-H) - \sum_{i=1}^3 A_{\mu_i^*, \xi_{ii}^*}^{(0,0)}(T-H) - \sum_{i=1}^3 A_{\mu_i, \xi_{ii}}^{(\hat{b}_i, 0)}(H-t) \right. \\ &\quad \left. - \sum_{i=1}^3 B_{\mu_i, \xi_{ii}}^{(\hat{c}_i, 0)}(H-t) Y_{it} - \sum_{i=1}^3 C_{\mu_i, \xi_{ii}}^{(\hat{b}_i, 0)}(H-t) Y_{it}^2 \right),\end{aligned}\quad (\text{IA22})$$

where

$$\begin{aligned}\hat{b}_i &= B_{\mu_i^*, \xi_{ii}^*}^{(0,0)}(T-H), \quad \hat{c}_i = C_{\mu_i^*, \xi_{ii}^*}^{(0,0)}(T-H), \\ \mu_i^* &= \mu_i - \gamma_{0i}, \quad \xi_{ii}^* = \xi_{ii} - \gamma_{1ii},\end{aligned}$$

and for any well-defined b_i, c_i, q_i , and the coefficients μ_i, ξ_{ii} , we have

$$\begin{aligned}A_{\mu_i, \xi_{ii}}^{(b_i, 0)}(\tau) &= \left(\frac{\mu_i}{\beta_i} \right)^2 q_i \tau - \frac{b_i^2 \beta_i \Sigma_{ii}^2 (e^{2\beta_i \tau} - 1) - 2b_i \mu_i (e^{\beta_i \tau} - 1) [(\beta_i - \xi_{ii}) (e^{\beta_i \tau} - 1) + 2\beta_i]}{2\beta_i [(2c_i \Sigma_{ii}^2 + \beta_i - \xi_{ii}) (e^{2\beta_i \tau} - 1) + 2\beta_i]} \\ &\quad - \frac{\mu_i^2 (e^{\beta_i \tau} - 1) [((\beta_i - 2\xi_{ii}) q_i - 2c_i \xi_{ii}^2) (e^{\beta_i \tau} - 1) + 2\beta_i q_i]}{\beta_i^3 [(2c_i \Sigma_{ii}^2 + \beta_i - \xi_{ii}) (e^{2\beta_i \tau} - 1) + 2\beta_i]} \\ &\quad - \frac{1}{2} \ln \frac{2\beta_i e^{(\beta_i - \xi_{ii})\tau}}{(2c_i \Sigma_{ii}^2 + \beta_i - \xi_{ii}) (e^{2\beta_i \tau} - 1) + 2\beta_i}, \\ B_{\mu_i, \xi_{ii}}^{(b_i, 0)}(\tau) &= \frac{2b_i \beta_i^2 e^{\beta_i \tau} + 2\mu_i [(q_i + c_i (\xi_{ii} + \beta_i)) (e^{\beta_i \tau} - 1)^2 + 2c_i \beta_i (e^{\beta_i \tau} - 1)]}{\beta_i [(2c_i \Sigma_{ii}^2 + \beta_i - \xi_{ii}) (e^{2\beta_i \tau} - 1) + 2\beta_i]}, \\ C_{\mu_i, \xi_{ii}}^{(b_i, 0)}(\tau) &= \frac{c_i [2\beta_i + (e^{2\beta_i \tau} - 1) (\beta_i + \xi_{ii})] + q_i (e^{2\beta_i \tau} - 1)}{(2c_i \Sigma_{ii}^2 + \beta_i - \xi_{ii}) (e^{2\beta_i \tau} - 1) + 2\beta_i},\end{aligned}\quad (\text{IA23})$$

where $\beta_i = \sqrt{\xi_{ii}^2 + 2\Sigma_{ii}^2 q_i}$. $A_{\mu_i^*, \xi_{ii}^*}^{(b_i, 0)}(\tau)$, $B_{\mu_i^*, \xi_{ii}^*}^{(b_i, 0)}(\tau)$ and $C_{\mu_i^*, \xi_{ii}^*}^{(b_i, 0)}(\tau)$ are obtained similarly as in equation (IA23) with the coefficients (μ_i, ξ_{ii}) replaced with the coefficients (μ_i^*, ξ_{ii}^*) .

IE Expected Prices of Interest Rate Derivatives

This section demonstrates the application of the \mathbb{R} measure for obtaining the expected prices of a wide range of interest rate derivatives. For expositional purposes, this section uses the general exponentially affine-jump framework of [Chacko and Das \(2002\)](#). In the broadest sense, the exponentially affine models include not only the ATSMs presented in section 3.1.2 but also the quadratic term structure models presented in the Internet Appendix ID, since the quadratic functions of the state variables can be treated as a new set of state variables in the exponentially affine class.¹ To obtain the expected prices of interest rate derivatives using this framework, we present an extended R -transform similar to that given in equation (54), which converges to an *extended form* of the specific Q -transform given by [Chacko and Das \(2002\)](#) when $t = H$. The extended Q -transform that we obtain as a special case when $t = H$ is similar to the extended Q -transform given by equation (2.13) in [Duffie et al. \(2000\)](#).

Consider the short rate and the state variable processes under the physical measure \mathbb{P} , given as follows:

$$\begin{aligned} dr_s &= \mu(r_u, Y_u) ds + \sigma(r_u, Y_u) dW_s^{\mathbb{P}} + d\left(\sum_{i=1}^{N_s} J_{r,i}\right), \\ dY_s &= \alpha(Y_s) ds + \delta(Y_s) dW_s^{\mathbb{P}} + d\left(\sum_{i=1}^{N_s} J_{Y,i}\right), \end{aligned} \tag{IA24}$$

where Y is an $M \times 1$ vector representing a set of Markov state variables that influence the interest rate, $W^{\mathbb{P}}$ is a vector of N -dimensional Brownian motions, and N is a vector L of orthogonal Poisson processes under \mathbb{P} with jump intensities given by λ_i , $i = 1, 2, \dots, L$. The jump sizes of the Poisson processes under \mathbb{P} are defined by the $L \times 1$ vector $J_{r,i}$ and the $M \times L$ matrix $J_{Y,i}$ of correlated random variables. The instantaneous diffusion covariance matrix of the state variables is given by $\Lambda(Y)$, while the vector of instantaneous diffusion covariances between the state variables Y_i , $i = 1, 2, \dots, M$, and r is given by $\rho(Y)$. The technical regularity conditions for the drift, diffusion, and jump coefficients are assumed to be the same as in [Chacko and Das \(2002\)](#).

Assume that the short rate r and the state variable Y processes are given under the

¹See section 7 in [Chacko and Das \(2002\)](#). [Cheng and Scaillet \(2002\)](#); [Gourieroux and Sufana \(2003\)](#) also consider QTSMs as a special case of affine models by stacking the factors and their squares.

risk-neutral measure \mathbb{Q} , as follows:

$$\begin{aligned} dr_s &= \mu^*(r_u, Y_u)ds + \sigma(r_u, Y_u) dW_s^{\mathbb{Q}} + d\left(\sum_{i=1}^{N_s} J_{r,i}\right), \\ dY_s &= \alpha^*(Y_s)ds + \delta(Y_s) dW_s^{\mathbb{Q}} + d\left(\sum_{i=1}^{N_s} J_{Y,i}\right), \end{aligned} \quad (\text{IA25})$$

where $\mu^*(r_u, Y_u) = \mu(r_u, Y_u) - \gamma_r(r_u, Y_u)$, and $\alpha^*(Y_s) = \alpha(Y_s) - \gamma_Y(Y_s)$, γ_r and γ_Y are market prices of risks of the short rate and the state variables.² $W^{\mathbb{Q}}$ is a vector of N Brownian motions under \mathbb{Q} . The Poisson process N under \mathbb{Q} has jump intensities λ_i^* , $i = 1, 2, \dots, L$.

Applying Theorem 1, Appendix B.1 and B.3, the short rate and the state variables are expressed under the \mathbb{R} measure as follows:

$$\begin{aligned} dr_s &= [\mu(r_u, Y_u) - \mathbf{1}_{\{s \geq H\}} \gamma_r(r_u, Y_u)] ds + \sigma(r_u, Y_u) dW_s^{\mathbb{R}} + d\left(\sum_{i=1}^{N_s} J_{r,i}\right), \\ dY_s &= [\alpha(Y_s) - \mathbf{1}_{\{s \geq H\}} \gamma_Y(Y_s)] ds + \delta(Y_s) dW_s^{\mathbb{R}} + d\left(\sum_{i=1}^{N_s} J_{Y,i}\right), \end{aligned} \quad (\text{IA26})$$

where $W^{\mathbb{R}}$ is a vector of N -dimensional Brownian motions under \mathbb{R} , the jump processes $\sum_{i=1}^{N_s} J_{r,i}$ and $\sum_{i=1}^{N_s} J_{Y,i}$ under \mathbb{R} are defined similarly to that in footnote 20.

It is convenient to define an extended R -transform based upon equation (54) for computing the expected prices of various types of interest rate derivatives. To do so, we first propose an extended Q -transform, similar to equation (2.13) in Duffie et al. (2000), defined with respect to the short rate and state variable processes given in equation (IA25), as follows:

$$\begin{aligned} \varphi(\mathbf{b}, \mathbf{c}, \mathbf{d}; t, T) &\triangleq \mathbb{E}_t^{\mathbb{Q}} \left[\exp \left(-\mathbf{b}' \mathbf{g}_T - \int_t^T \mathbf{c}' \mathbf{g}_u du \right) \mathbf{d}' \mathbf{g}_T \right] \\ &= \mathbb{E}_t^{\mathbb{Q}} \left[\exp \left(-b_0 - b_1 r_T - b_2 Y_T - \int_t^T c_0 du - \int_t^T c_1 r_u du - \int_t^T c_2 Y_u du \right) \right. \\ &\quad \left. \times (d_0 + d_1 r_T + d_2 Y_T) \right] \\ &= \exp \left(-A_{\chi^*}(T-t; \mathbf{b}, \mathbf{c}, \mathbf{d}) - B_{\chi^*}(T-t; \mathbf{b}, \mathbf{c}, \mathbf{d}) r_t - C_{\chi^*}(T-t; \mathbf{b}, \mathbf{c}, \mathbf{d})' Y_t \right) \\ &\quad \times \left(D_{\chi^*}(T-t; \mathbf{b}, \mathbf{c}, \mathbf{d}) + E_{\chi^*}(T-t; \mathbf{b}, \mathbf{c}, \mathbf{d}) r_t + F_{\chi^*}(T-t; \mathbf{b}, \mathbf{c}, \mathbf{d})' Y_t \right), \end{aligned} \quad (\text{IA27})$$

²Notably, γ_r and γ_Y incorporate the MPRs of uncertainties from both the diffusion term and the jump term.

where $\mathbf{g} = (1, r, Y)$, $\mathbf{b} = (b_0, b_1, b_2)$, $\mathbf{c} = (c_0, c_1, c_2)$, $\mathbf{d} = (d_0, d_1, d_2)$, and the characteristic $\chi^* = (\mu^*, \alpha^*, \lambda^*, \sigma, \delta)$ captures the distribution of r and Y under \mathbb{Q} . As shown later through an example, the vectors of constants \mathbf{b} , \mathbf{c} , and \mathbf{d} , can be chosen appropriately depending on the payoff structure of the specific interest rate derivative.

The above transform extends the specific Q -transform given by equation (4) in [Chacko and Das \(2002\)](#) to allow for greater flexibility in the derivation of analytical solutions of the current prices of interest rate derivatives. Similar to the above transform, we define an extended R -transform as a special case of equation (54) for the derivation of the analytical solutions of the expected prices of interest rate derivatives, as follows:

$$\begin{aligned}
\varphi^R(\mathbf{b}, \mathbf{c}, \mathbf{d}; t, T, H) &\triangleq \mathbb{E}_t^{\mathbb{R}} \left[\exp \left(-\mathbf{b}' \mathbf{g}_T - \int_H^T \mathbf{c}' \mathbf{g}_u du \right) \mathbf{d}' \mathbf{g}_T \right] \\
&= \mathbb{E}_t^{\mathbb{R}} \left[\exp \left(-b_0 - b_1 r_T - b_2' Y_T - \int_H^T c_0 du - \int_H^T c_1 r_u du - \int_H^T c_2' Y_u du \right) \right. \\
&\quad \left. \times \left(d_0 + d_1 r_T + d_2' Y_T \right) \right] \\
&= \exp \left(-A_\chi \left(H - t; \hat{\mathbf{b}}, \mathbf{0}, \hat{\mathbf{d}} \right) - B_\chi \left(H - t; \hat{\mathbf{b}}, \mathbf{0}, \hat{\mathbf{d}} \right) r_t - C_\chi \left(H - t; \hat{\mathbf{b}}, \mathbf{0}, \hat{\mathbf{d}} \right)' Y_t \right) \\
&\quad \times \left(D_\chi \left(H - t; \hat{\mathbf{b}}, \mathbf{0}, \hat{\mathbf{d}} \right) + E_\chi \left(H - t; \hat{\mathbf{b}}, \mathbf{0}, \hat{\mathbf{d}} \right) r_t + F_\chi \left(H - t; \hat{\mathbf{b}}, \mathbf{0}, \hat{\mathbf{d}} \right)' Y_t \right),
\end{aligned} \tag{IA28}$$

with

$$\begin{aligned}
\hat{\mathbf{b}} &= \left(A_{\chi^*}(T - H; \mathbf{b}, \mathbf{c}, \mathbf{d}), B_{\chi^*}(T - H; \mathbf{b}, \mathbf{c}, \mathbf{d}), C_{\chi^*}(T - H; \mathbf{b}, \mathbf{c}, \mathbf{d}) \right), \\
\hat{\mathbf{d}} &= \left(D_{\chi^*}(T - H; \mathbf{b}, \mathbf{c}, \mathbf{d}), E_{\chi^*}(T - H; \mathbf{b}, \mathbf{c}, \mathbf{d}), F_{\chi^*}(T - H; \mathbf{b}, \mathbf{c}, \mathbf{d}) \right).
\end{aligned}$$

where χ and χ^* are the characteristics under \mathbb{P} and \mathbb{Q} , respectively. We demonstrate the use of the above transform with a specific example given below.

Example: A Two-Jump Model. Now, we obtain the expected prices of different classes of interest rate derivatives using the two-jump affine model of [Chacko and Das \(2002\)](#). The stochastic process for the short rate, which is the sole state variable under this model, is given as

$$dr_s = \alpha_r (m_r - r_s) ds + \sigma_r dW_s^{\mathbb{P}} + d \left(\sum_{i=1}^{N_{u,s}} J_{u,i} \right) - d \left(\sum_{i=1}^{N_{d,s}} J_{d,i} \right), \tag{IA29}$$

where α_r , m_r , and σ_r are constants. The number of Poisson jumps $N_{u,s}$ and $N_{d,s}$ under \mathbb{P}

arrive with intensities λ_u and λ_d , respectively, and the corresponding jump sizes $J_{u,i}$ and $J_{d,i}$ under \mathbb{P} are exponentially distributed random variables with positive means μ_u and μ_d , respectively.

Similarly, the risk-neutral short rate process is given as

$$\begin{aligned} dr_s &= [\alpha_r (m_r - r_s) - \gamma_r \sigma_r] ds + \sigma_r dW_s^{\mathbb{Q}} + d \left(\sum_{i=1}^{N_{u,s}} J_{u,i} \right) - d \left(\sum_{i=1}^{N_{d,s}} J_{d,i} \right) \\ &= \alpha_r^* (m_r^* - r_s) ds + \sigma_r dW_s^{\mathbb{Q}} + d \left(\sum_{i=1}^{N_{u,s}} J_{u,i} \right) - d \left(\sum_{i=1}^{N_{d,s}} J_{d,i} \right), \end{aligned} \quad (\text{IA30})$$

where $\alpha_r^* = \alpha_r$, $m_r^* = m_r - \gamma_r \sigma_r / \alpha_r$. The number of Poisson jumps $N_{u,s}$ and $N_{d,s}$ under \mathbb{Q} arrive with intensities λ_u^* and λ_d^* , respectively, and the corresponding jump sizes $J_{u,i}$ and $J_{d,i}$ are exponentially distributed random variables with positive means μ_u^* and μ_d^* , respectively.

Similar to the general interest rate model given earlier in this section, the short rate process under the \mathbb{R} measure is given as

$$dr_s = [\alpha_r (m_r - r_s) - \mathbf{1}_{s \geq H} \gamma_r \sigma_r] ds + \sigma_r dW_s^{\mathbb{R}} + d \left(\sum_{i=1}^{N_{u,s}} J_{u,i} \right) - d \left(\sum_{i=1}^{N_{d,s}} J_{d,i} \right), \quad (\text{IA31})$$

where the jump processes under the \mathbb{R} measure are defined in a manner similar to that in footnote 20.

For $\mathbf{g} = (1, r)$, $\mathbf{b} = (b_0, b_1)$, $\mathbf{c} = (c_0, c_1)$, $\mathbf{d} = (d_0, d_1)$, the extended R -transform of this two-jump model is

$$\begin{aligned} \varphi^R(\mathbf{b}, \mathbf{c}, \mathbf{d}; t, T, H) &\triangleq \mathbb{E}_t^{\mathbb{R}} \left[\exp \left(-\mathbf{b}' \mathbf{g}_T - \int_H^T \mathbf{c}' \mathbf{g}_u du \right) \mathbf{d}' \mathbf{g}_T \right] \\ &= \mathbb{E}_t^{\mathbb{R}} \left[\exp \left(-b_0 - b_1 r_T - \int_H^T c_0 du - \int_H^T c_1 r_u du \right) (d_0 + d_1 r_T) \right] \\ &= \exp \left(-A_{\chi}^{(\hat{\mathbf{b}}, \mathbf{0}, \hat{\mathbf{d}})}(H - t) - B_{\chi}^{(\hat{\mathbf{b}}, \mathbf{0}, \hat{\mathbf{d}})}(H - t) r_t \right) \\ &\quad \times \left(D_{\chi}^{(\hat{\mathbf{b}}, \mathbf{0}, \hat{\mathbf{d}})}(H - t) + E_{\chi}^{(\hat{\mathbf{b}}, \mathbf{0}, \hat{\mathbf{d}})}(H - t) r_t \right), \end{aligned} \quad (\text{IA32})$$

where $\hat{\mathbf{b}} = \left(A_{\chi^*}^{(\mathbf{b}, \mathbf{c}, \mathbf{d})}(T - H), B_{\chi^*}^{(\mathbf{b}, \mathbf{c}, \mathbf{d})}(T - H) \right)$, $\hat{\mathbf{d}} = \left(D_{\chi^*}^{(\mathbf{b}, \mathbf{c}, \mathbf{d})}(T - H), E_{\chi^*}^{(\mathbf{b}, \mathbf{c}, \mathbf{d})}(T - H) \right)$, with the characteristics $\chi = (\alpha_r, m_r, \lambda_u, \lambda_d, \mu_u, \mu_d, \sigma_r)$, and $\chi^* = (\alpha_r^*, m_r^*, \lambda_u^*, \lambda_d^*, \mu_u^*, \mu_d^*, \sigma_r)$,

and

$$\begin{aligned}
A_{\chi}^{(b,c,d)}(\tau) &= b_0 + c_0\tau + \alpha_r m_r \left[b_1 B_{\alpha_r}(\tau) + c_1 \frac{\tau - B_{\alpha_r}(\tau)}{\alpha_r} \right] - (\lambda_u + \lambda_d) \tau \\
&\quad - \frac{1}{2} \sigma_r^2 \left[b_1^2 \frac{1 - e^{-2\alpha_r \tau}}{2\alpha_r} + b_1 c_1 B_{\alpha_r}(\tau)^2 + c_1^2 \frac{2\tau - 2B_{\alpha_r}(\tau) - \alpha_r B_{\alpha_r}(\tau)^2}{2\alpha_r^2} \right] \\
&\quad + \frac{\lambda_u}{\alpha_r + c_1 \mu_u} \ln \left(\frac{(1 + u_2 \mu_u) e^{\alpha_r \tau} + u_1 \mu_u}{1 + b_1 \mu_u} \right) + \frac{\lambda_d}{\alpha_r - c_1 \mu_d} \ln \left(\frac{(1 - u_2 \mu_d) e^{\alpha_r \tau} - u_1 \mu_d}{1 - b_1 \mu_d} \right), \\
B_{\chi}^{(b,c,d)}(\tau) &= b_1 e^{-\alpha_r \tau} + c_1 B_{\alpha_r}(\tau), \\
D_{\chi}^{(b,c,d)}(\tau) &= d_0 + d_1 m_r (e^{\alpha_r \tau} - 1) - d_1 \sigma_r^2 \left[u_1 \tau + \frac{u_2}{\alpha_r} (e^{\alpha_r \tau} - 1) \right] \\
&\quad + \frac{d_1 \lambda_u \mu_u}{\alpha_r (1 + u_2 \mu_u)^2} \left[e^{\alpha_r \tau} - 1 - \frac{2u_1 \mu_u}{1 + u_2 \mu_u} \ln \left(\frac{(1 + u_2 \mu_u) e^{\alpha_r \tau} + u_1 \mu_u}{1 + b_1 \mu_u} \right) \right. \\
&\quad \quad \left. + \frac{u_1^2 \mu_u^2}{1 + u_2 \mu_u} \left(\frac{1}{1 + b_1 \mu_u} - \frac{1}{(1 + u_2 \mu_u) e^{\alpha_r \tau} + u_1 \mu_u} \right) \right] \\
&\quad - \frac{d_1 \lambda_d \mu_d}{\alpha_r (1 - u_2 \mu_d)^2} \left[e^{\alpha_r \tau} - 1 + \frac{2u_1 \mu_d}{1 - u_2 \mu_d} \ln \left(\frac{(1 - u_2 \mu_d) e^{\alpha_r \tau} - u_1 \mu_d}{1 - b_1 \mu_d} \right) \right. \\
&\quad \quad \left. + \frac{u_1^2 \mu_d^2}{1 - u_2 \mu_d} \left(\frac{1}{1 - b_1 \mu_d} - \frac{1}{(1 - u_2 \mu_d) e^{\alpha_r \tau} - u_1 \mu_d} \right) \right], \\
E_{\chi}^{(b,c,d)}(\tau) &= d_1 e^{\alpha_r \tau},
\end{aligned} \tag{IA33}$$

with $B_{\alpha_r}(\tau) = (1 - e^{-\alpha_r \tau}) / \alpha_r$, and $u_1 = b_1 - c_1 / \alpha_r$, $u_2 = c_1 / \alpha_r$. $A_{\chi^*}^{(b,c,d)}(\tau)$, $B_{\chi^*}^{(b,c,d)}(\tau)$ and $C_{\chi^*}^{(b,c,d)}(\tau)$ are obtained similarly as in equation (IA33) with the characteristic χ replaced with the characteristic χ^* .

The following considers three types of interest rate derivatives based upon the types of terminal payoff functions, given as

- Payoffs that are *linear* functions of the state variables. These may be used to price caps, floors, yield options, and slope options.
- Payoffs that are *exponential* in the state variables, used to price bond options, forwards, and futures options.
- Payoffs that are *integrals* of the state variables, as in the case of average rate options on the short rate and Asian options on yields.

Linear Payoffs. The payoff function is given by a linear function of the short rate and

the state variables. Specifically,

$$C_T = (k_0 + k_1 r_T - K)^+,$$

where k_0 and k_1 are constants.

The expected price of a European call option for this payoff function is given by

$$\mathbb{E}_t[C_H] = \Pi_{0,t}\Pi_{1,t} - K \mathbb{E}_t[P(H, T)]\Pi_{2,t}, \quad (\text{IA34})$$

where

$$\begin{aligned} \Pi_{0,t} &= \varphi^R(\mathbf{0}, \mathbf{c}^*, \mathbf{k}^*; t, T, H), \quad \mathbb{E}_t[P(H, T)] = \varphi^R(\mathbf{0}, \mathbf{c}^*, \mathbf{0}; t, T, H), \\ \Phi_1(u) &= \frac{1}{\Pi_{0,t}} \varphi^R(-i u \mathbf{k}^*, \mathbf{c}^*, \mathbf{k}^*; t, T, H), \quad \Phi_2(u) = \frac{1}{\mathbb{E}_t[P(H, T)]} \varphi^R(-i u \mathbf{k}^*, \mathbf{c}^*, \mathbf{0}; t, T, H), \\ \Pi_{j,t} &= \frac{1}{2} + \frac{1}{\pi} \int_0^\infty \operatorname{Re} \left[\frac{e^{-i u K} \Phi_j(u)}{i u} \right] du, \quad j = 1, 2, \end{aligned}$$

with $\mathbf{k}^* = (k_0, k_1)$, and $\mathbf{c}^* = (0, 1)$.

Example: Interest Rate Cap. Consider a cap on the short rate with a strike price of K . The expected price of the cap is given by equation (IA34) with $k_0 = 0$ and $k_1 = 1$.

Exponential Linear Payoffs. The payoff function is given by an exponential linear function of the short rate and the state variables. Specifically,

$$C_T = (\exp(k_0 + k_1 r_T) - K)^+,$$

where k_0 and k_1 are constants.

The expected price of a European call option for this payoff function is given by

$$\mathbb{E}_t[C_H] = \Pi_{0,t}\Pi_{1,t} - K \mathbb{E}_t[P(H, T)]\Pi_{2,t}, \quad (\text{IA35})$$

where

$$\begin{aligned} \Pi_{0,t} &= \varphi^R(-\mathbf{k}^*, \mathbf{c}^*, \mathbf{0}; t, T, H), \quad \mathbb{E}_t[P(H, T)] = \varphi^R(\mathbf{0}, \mathbf{c}^*, \mathbf{0}; t, T, H), \\ \Phi_1(u) &= \frac{1}{\Pi_{0,t}} \varphi^R(-(i u + 1) \mathbf{k}^*, \mathbf{c}^*, \mathbf{0}; t, T, H), \quad \Phi_2(u) = \frac{1}{\mathbb{E}_t[P(H, T)]} \varphi^R(-i u \mathbf{k}^*, \mathbf{c}^*, \mathbf{0}; t, T, H), \\ \Pi_{j,t} &= \frac{1}{2} + \frac{1}{\pi} \int_0^\infty \operatorname{Re} \left[\frac{e^{-i u \ln K} \Phi_j(u)}{i u} \right] du, \quad j = 1, 2, \end{aligned}$$

with $\mathbf{k}^* = (k_0, k_1)$, and $\mathbf{c}^* = (0, 1)$.

Example: Bond Option. Consider a bond option maturing at time T , written on a discount bond maturing at time S with $S \geq T$, and a strike price of K . The expected price of the bond option is given by equation (IA35) with $k_0 = A_{\chi^*}(S - T; \mathbf{0}, \mathbf{c}^*, \mathbf{0})$ and $k_1 = B_{\chi^*}(S - T; \mathbf{0}, \mathbf{c}^*, \mathbf{0})$.

Integro-Linear Payoffs. The payoff function is given by a path integral of a linear function of the interest rate and the state variables. Specifically,

$$C_T = \left(\int_t^T (k_0 + k_1 r_u) du - K \right)^+,$$

where k_0 and k_1 are constants.

The expected price of a European call option for this payoff function is given by

$$\mathbb{E}_t[C_H] = \Pi_{0,t}\Pi_{1,t} - K \mathbb{E}_t[P(H, T)]\Pi_{2,t}, \quad (\text{IA36})$$

where

$$\begin{aligned} \Pi_{0,t} &= \frac{\partial \varphi^R(\mathbf{0}, \mathbf{c}_1, \mathbf{0}; t, T, H)}{\partial z} \Big|_{z=0}, \quad \mathbb{E}_t[P(H, T)] = \varphi^R(\mathbf{0}, \mathbf{c}^*, \mathbf{0}; t, T, H), \\ \Phi_1(u) &= \frac{1}{\Pi_{0,t}} \frac{\partial \varphi^R(\mathbf{0}, \mathbf{c}_1, \mathbf{0}; t, T, H)}{\partial z} \Big|_{z=iu}, \quad \Phi_2(u) = \frac{1}{\mathbb{E}_t[P(H, T)]} \varphi^R(\mathbf{0}, \mathbf{c}_1, \mathbf{0}; t, T, H) \Big|_{z=iu}, \\ \Pi_{j,t} &= \frac{1}{2} + \frac{1}{\pi} \int_0^\infty \text{Re} \left[\frac{e^{-iuK} \Phi_j(u)}{iu} \right] du, \quad j = 1, 2, \end{aligned}$$

with $\mathbf{c}_1 = (-zk_0, -zk_1 + 1)$, and $\mathbf{c}^* = (0, 1)$.

Example: Asian Option on the Short Rate. Consider an Asian option on the short rate with the strike price of K . The expected price of the Asian option is given by equation (IA36) with $k_0 = 0$ and $k_1 = 1$.

IF Expected Option Prices under the CGMY Lévy Model

Another set of models used widely in the equity option literature are the infinite-activity Lévy models (see, e.g., Madan and Seneta, 1990; Barndorff-Nielsen, 1997; Madan et al., 1998; Eberlein and Prause, 2002; Carr et al., 2002; Carr and Wu, 2003). The CGMY model (Carr, Geman, Madan, and Yor, 2002) is quite flexible in capturing both the fat tails and

skewness in asset returns and nests the variance gamma (Madan and Seneta, 1990; Madan et al., 1998) model. Here, we derive the closed-form solution of the expected future price of an equity option under the CGMY model. Assume that the Lévy density of the CGMY process $\nu(x)$ is given by

$$\nu(x) = \begin{cases} C \frac{\exp(-G|x|)}{|x|^{1+Y}}, & \text{for } x < 0, \\ C \frac{\exp(-M|x|)}{|x|^{1+Y}}, & \text{for } x > 0, \end{cases} \quad (\text{IA37})$$

where $C > 0$, $G \geq 0$, $M \geq 0$, and $Y < 2$. We denote by $X(C, G, M, Y)$ the infinitely divisible process of independent increments with Lévy density given by equation (IA37). Notably, this CGMY process has a completely monotone Lévy density for $Y > -1$. In addition, it is a process of infinite activity for $Y > 0$ and of infinite variation for $Y > 1$.

From Carr et al. (2002), the conditional Laplace transform of the increments of the CGMY process is given by

$$\begin{aligned} \psi(z; C, G, M, Y, T - t) &\triangleq \mathbb{E}_t^{\mathbb{P}} [\exp(z(X_T(C, G, M, Y) - X_t(C, G, M, Y)))] \\ &= \exp[(T - t)CT(-Y)((M - z)^Y - M^Y + (G + z)^Y - G^Y)]. \end{aligned} \quad (\text{IA38})$$

We assume that the martingale component of the movement in the logarithm of prices is given by a Brownian motion and the above CGMY process. Hence, the asset price process under the physical measure \mathbb{P} is assumed to be given by

$$\begin{aligned} S_T = S_t \exp &\left[\left(\mu + \omega - \frac{\sigma^2}{2} \right) (T - t) + \sigma(W_T - W_t) \right. \\ &\left. + (X_T(C, G, M, Y) - X_t(C, G, M, Y)) \right], \end{aligned} \quad (\text{IA39})$$

where W is a standard Brownian motion independent of the process $X(C, G, M, Y)$, and ω is a “convexity correction” defined by

$$\begin{aligned} \exp(-\omega(T - t)) &\triangleq \mathbb{E}_t^{\mathbb{P}} [\exp(X_T(C, G, M, Y) - X_t(C, G, M, Y))] \\ &= \psi(1; C, G, M, Y, T - t). \end{aligned} \quad (\text{IA40})$$

Letting C^* , G^* , M^* , and Y^* denote the risk-neutral parameters, the asset price process

under the risk-neutral measure \mathbb{Q} is given as

$$S_T = S_t \exp \left[\left(r + \omega^* - \frac{\sigma^2}{2} \right) (T - t) + \sigma(W_T^* - W_t^*) + (X_T(C^*, G^*, M^*, Y^*) - X_t(C^*, G^*, M^*, Y^*)) \right], \quad (\text{IA41})$$

and

$$\exp(-\omega^*(T - t)) = \psi(1; C^*, G^*, M^*, Y^*, T - t). \quad (\text{IA42})$$

Hence, the asset process under the \mathbb{R} measure is given by

$$S_T = S_t \exp \left[\left(\mu + \omega_R - \frac{\sigma^2}{2} \right) (H - t) + \left(r + \omega_R^* - \frac{\sigma^2}{2} \right) (T - H) + \sigma(W_T^{\mathbb{R}} - W_t^{\mathbb{R}}) + (X_T(\mathbf{C}, \mathbf{G}, \mathbf{M}, \mathbf{Y}) - X_t(\mathbf{C}, \mathbf{G}, \mathbf{M}, \mathbf{Y})) \right], \quad (\text{IA43})$$

where $\mathbf{C} = (C, C^*)$, and \mathbf{G} , \mathbf{M} , and \mathbf{Y} are similarly defined. ω_R and ω_R^* are defined by

$$\begin{aligned} \exp(-\omega_R(H - t)) &= \psi(1; C, G, M, Y, H - t), \\ \exp(-\omega_R^*(T - H)) &= \psi(1; C^*, G^*, M^*, Y^*, T - H). \end{aligned} \quad (\text{IA44})$$

The CGMY process $X(\mathbf{C}, \mathbf{G}, \mathbf{M}, \mathbf{Y})$ under \mathbb{R} is defined by the compensator of the jump process' random measure³ as follows:

$$\begin{aligned} \nu_R^X(ds, dx) &= \mathbb{1}_{\{s < H\}} \nu(x) ds dx + \mathbb{1}_{\{s \geq H\}} \nu^*(x) ds dx, \\ &= \begin{cases} \mathbb{1}_{\{s < H\}} \frac{C \exp(-G|x|)}{|x|^{1+Y}} ds dx + \mathbb{1}_{\{s \geq H\}} \frac{C^* \exp(-G^*|x|)}{|x|^{1+Y^*}} ds dx, & \text{for } x < 0, \\ \mathbb{1}_{\{s < H\}} \frac{C \exp(-M|x|)}{|x|^{1+Y}} ds dx + \mathbb{1}_{\{s \geq H\}} \frac{C^* \exp(-M^*|x|)}{|x|^{1+Y^*}} ds dx, & \text{for } x > 0. \end{cases} \end{aligned} \quad (\text{IA45})$$

Therefore, the R -transform for the logarithm of the asset price $\ln S_T$ is

$$\phi^R(z) \triangleq \mathbb{E}_t^{\mathbb{R}} \left[\exp \left(- \int_H^T r du + z \ln S_T \right) \right]$$

³The compensator of the jump's random measure, ν^X , is a product measure of the Lévy measure with the Lebesgue measure, which we write as $\nu^X(ds, dx) = \nu(dx)ds$ (see, e.g., [Papapantoleon, 2008](#)). see Appendix [B.3](#) for more details.

$$\begin{aligned}
&= \exp \left(-r(T-H) + z \left(\ln S_t - \frac{\sigma^2}{2}(T-t) + (\mu + \omega_R)(H-t) + (r + \omega_R^*)(T-H) \right) \right. \\
&\quad \left. + \frac{1}{2} z^2 \sigma^2 (T-t) \right) \times \psi_R(z; \mathbf{C}, \mathbf{G}, \mathbf{M}, \mathbf{Y}), \tag{IA46}
\end{aligned}$$

where

$$\begin{aligned}
\psi_R(z; \mathbf{C}, \mathbf{G}, \mathbf{M}, \mathbf{Y}) &\triangleq \mathbb{E}_t^{\mathbb{R}} [\exp(z(X_T(\mathbf{C}, \mathbf{G}, \mathbf{M}, \mathbf{Y}) - X_t(\mathbf{C}, \mathbf{G}, \mathbf{M}, \mathbf{Y})))] \\
&= \exp \left[(H-t) C \Gamma(-Y) \left((M-z)^Y - M^Y + (G+z)^Y - G^Y \right) \right. \\
&\quad \left. + (T-H) C^* \Gamma(-Y^*) \left((M^*-z)^{Y^*} - M^{*Y^*} + (G^*+z)^{Y^*} - G^{*Y^*} \right) \right]. \tag{IA47}
\end{aligned}$$

By substituting $\phi^R(z)$ given in equation (IA46) in equations (65) through (66) gives the expected future prices of the call option and the put option under the CGMY model. These equations can also be extended to obtain the expected future prices of multiple options written on the same underlying asset with different strike prices in a computationally efficient manner using the fast Fourier transform of Carr and Madan (1999).

IG Expected Return Simulation

The results of this paper have a range of empirical applications for studying the cross-section of “finite-horizon” returns (both parametrically and non-parametrically) in different securities markets, including equity derivatives, Treasury bonds, corporate bonds, interest rate derivatives, credit derivatives, and others. This section provides an empirical simulation of expected returns of equity options using the constant volatility model of Black and Scholes (1973) (BS), the stochastic volatility model of Heston (1993) (SV), the stochastic volatility jump model of Pan (2002) (SVJ), and the stochastic volatility double-jump model of Duffie et al. (2000) (SVJJ).

Expected Return Definition. Since we consider the expected returns of a variety of contingent claims with finite expiration/maturity dates in this paper, we need a return measure based upon “expected returns” that applies to all contingent claims and is also meaningful for comparisons *across different horizons*. Let F_t be the current time t price of a nondividend paying claim, and let F_H be its expected future value at time H . Define $R_t(H)$, as the *annualized* log expected return (ALER) over the time interval t to H , so that the expected price can be expressed as

$$\mathbb{E}_t[F_H] = F_t \exp(R_t(H) \cdot (H-t)), \quad 0 \leq t < H \leq T. \tag{IA48}$$

The ALER is obtained by taking the log of the expected (gross) return and then annualizing it as follows:

$$R_t(H) = \frac{1}{H-t} \ln \left(\frac{\mathbb{E}_t[F_H]}{F_t} \right). \quad (\text{IA49})$$

Though for various econometric reasons, it is convenient to use the expected log return (ELR) in the Treasury bond market,⁴ the ALER is more intuitive for comparing expected returns both intertemporally and cross-sectionally for different types of finite-maturity contingent claims, such as equity options, Treasury bonds, corporate bonds, and others.⁵

Simulation Approach. In our simulations, we report the three-dimensional surface of expected returns of equity options under the BS, SV, SVJ, and SVJJ models. The parameters and MPRs are borrowed from Tables I and IV in Broadie et al. (2007) and Eraker et al. (2003). Broadie et al. (2007) use a dataset of S&P 500 futures options from January 1987 to March 2003 to estimate risk premia or MPRs of diffusive volatility (γ^v), price jump (γ^J), and volatility jump (γ^{vJ}). However, Broadie et al. (2007) do not report the diffusive MPRs (γ^S), so we first borrow the diffusive drift values from Eraker et al. (2003), since Broadie et al.’s (2007) parameters under \mathbb{P} measures are also borrowed from Eraker et al. (2003). Then, we calibrate the diffusive MPRs (γ^S) by using constant risk-free rate 6.83% (r), which is the time-series average of 3-month Treasury bill rates from January 2, 1980 to December 31, 1999—the same sample period in Eraker et al. (2003).

Table IA1 and Table IA2 give the parameters and MPRs we use in our simulations. Broadie et al. (2007) constrained several parameters for each model; we, nevertheless, always use their most general model parameters. In other words, for each model, we always use their estimates with most flexibility. We also set the initial value of volatility v_t to be equal to the long-term mean m_v . While Broadie et al. (2007) do not report the parameters for the BS model, we estimate the BS model parameters using the same sample period as in

⁴For example, see Dai and Singleton (2002); Bansal and Zhou (2002); Cochrane and Piazzesi (2005); Eraker et al. (2015).

⁵The ELR is not so intuitive even in the Treasury bond market. For example, the instantaneous ELRs of default-free zero-coupon bonds of different maturities are not the same, *even when the local expectations hypothesis (L-EH) holds* (see Cox et al., 1981), but the instantaneous ALERs of all default-free bonds equal the riskless short rate when the L-EH holds. The ELR of a portfolio of securities cannot be obtained from the ELRs of the securities in the portfolio; however, the ALER of a portfolio of securities can be obtained easily using the ALERs of the securities in the portfolio.

Moreover, since traders and fund managers are rewarded for the portfolio’s simple ex post return achieved by their asset allocation and security picking skills, they care about knowing the expected simple returns, which can be obtained easily from the ALERs, but not so easily from the ELRs without knowing more about the return distributions.

Finally, for securities that may be worth zero in any future states, the ELR decreases to negative infinity, so it cannot be used for corporate bonds and most derivatives that have truncated payoffs.

Eraker et al. (2003). Broadie et al.'s (2007) parameters are in daily units, which we convert to annualized units by scaling them. The scaling rules are listed in Table IA3.

[Insert Table IA1 about here.]

[Insert Table IA2 about here.]

[Insert Table IA3 about here.]

Simulation Analysis. Figure IA1 depicts the horizon structure of annualized log expected returns (ALERs) on the market index under the BS, SV, SVJ, and SVJJ models. The BS model has the largest ALER of 14.3%, and the SV model has the second largest ALER of 12.3%. The ALERs of these two models mainly reflect the rewards from the diffusive market price of risk (MPR) γ^S . The SVJ model has the smallest ALER of 9.8%, and the SVJJ model has a slightly higher ALER of 10.8%. The ALERs of the SVJ and SVJJ models are lower than those of the BS and SV models, because the former models depend upon the MPRs related to volatility of price jump risk and volatility jump risk.

[Insert Figure IA1 about here.]

Figure IA2 and Figure IA3 depict the surfaces of ALERs for at-the-money (ATM) calls and at-the-money (ATM) puts, respectively, under the BS, SV, SVJ, and SVJJ models. The grey shaded areas depict the corresponding ALERs when all of the MPRs for the respective models equal zero. As expected, the ALERs equal the risk-free rate of 6.83% (r) under this case for all models.

[Insert Figure IA2 about here.]

[Insert Figure IA3 about here.]

Figure IA2(a) and Figure IA3(a) consider the BS model, which is the most basic model using only the diffusive MPR to generate the expected returns. The ALERs for calls are positive and exceed the risk-free rate, while the ALERs for puts are negative and less than the risk-free rate under all combinations of holding periods and option maturities. The length of the holding period has less of an effect on the ALER than the length of the option maturity. Finally, shorter holding periods and shorter option maturities lead to higher (lower) ALERs for call (put) options. Some of these patterns remain the same, while others change as we consider more complex models with the MPRs related to volatility risk and jumps risks.

Figure IA2(b) and Figure IA3(b) illustrate the ALER patterns under the SV model. The ALERs are very similar to those under the BS model, except that they are slightly lower for both calls and puts due to the negative effect of the MPR for volatility risk under the SV model.

Figure IA2(c) and Figure IA3(c) illustrate the ALER patterns under the SVJ model, which incorporates two additional MPRs related to the *mean price jump* and the *volatility of price jump*. The MPR for the mean price jump increases the call ALERs but decreases the put ALERs, while the MPR for the volatility of price jump decreases both the call and the put ALERs. Based upon parameters in Table IA1 and Table IA2, the effect of the MPR for the volatility of price jump dominates the effect of the MPR for the mean price jump, and as a result the ALERs of both calls and puts are significantly lower under the SVJ model than under the BS model and the SV model. Curiously, the ALERs of the “holding-to-maturity” call options are also *negative and lower than the risk-free rate* suggesting risk-loving behavior on the upside (see Coval and Shumway, 2001).

Figure IA2(d) and Figure IA3(d) illustrate the ALER patterns under the SVJJ model, which allows contemporaneous jump arrivals in both the volatility and the price. While the ALER surface shapes are similar under the SVJ model and the SVJJ model, the ALERs are lower under the SVJJ model. This is because the additional MPR related to the volatility jump risk reduces the ALERs of both calls and puts even further. Similar to the case of the SVJ model, the ALERs of the “holding-to-maturity” call options are *negative and lower than the risk-free rate* suggesting risk-loving behavior on the upside under the SVJJ model, as well. The risk-loving behavior on the upside under both the SVJ model and the SVJJ model is consistent with the well-known “pricing kernel puzzle” (see, e.g., Jackwerth, 2000; Ait-Sahalia and Lo, 2000; Rosenberg and Engle, 2002) as well as the application of the cumulative prospect theory by Baele et al. (2019) for explaining the negative expected option returns of call options.

Figure IA4 and Figure IA5 illustrate the ALER patterns of the out-of-the-money (OTM) calls and the OTM puts, respectively, under the BS, SV, SVJ, and SVJJ models. Both the OTM calls and the OTM puts lead to more extreme patterns for the ALERs than the ATM calls and the ATM puts. For example, the ALERs of the OTM calls and the OTM puts are significantly more negative than the corresponding ALERs of the ATM calls and the ATM puts, under the SVJ and SVJJ models. Very high negative ALERs are obtained using the shortest holding periods and shortest maturities, under the SVJ and SVJJ models using the OTM calls and the OTM puts.

[Insert Figure IA4 about here.]

[Insert Figure IA5 about here.]

Figure IA6 illustrates the surface of ALERs of straddles constructed by holding a long position in the ATM call and a long position in the ATM put. The high negative ALERs on straddles accrue due to the market prices of risk related to volatility risks (related to

the MPRs of diffusion volatility, volatility in price jumps, and jumps in volatility). Since all of these risks are captured by the SVJJ model, and since the MPRs related to these risk always decrease the ALERs for both calls and puts, the most negative ALERs for straddles are obtained using the SVJJ model.

[Insert Figure IA6 about here.]

IH A Procedure to Extract the Expected FSPD

To obtain the expected FSPD from expected future prices of options using Theorem 2, we consider extending the methods used for obtaining the SPD (defined as the second derivative of the call price function with respect to the strike price in Breeden and Litzenberger (1978)) from current option prices. Both parametric estimation methods and non-parametric estimation methods can be used for extracting the SPD from option prices (Figlewski, 2018). The parametric methods include composite distributions based on the normal/lognormal (see, e.g., Jarrow and Rudd, 1982; Rubinstein and Mark, 1998; Madan and Milne, 1994) and mixture models (see, e.g., Melick and Thomas, 1997; Soderlind and Svensson, 1997; Gemmill and Saffekos, 2000). The non-parametric estimation methods can be classified into three categories: maximum entropy (see, e.g., Stutzer, 1996; Buchen and Kelly, 1996), kernel (see, e.g., Ait-Sahalia and Lo, 1998; Pritsker, 1998), and curve-fitting (see, e.g., Jackwerth, 2000, 2004; Rosenberg and Engle, 2002; Figlewski, 2009) methods. We extend the fast and stable curve-fitting method of Jackwerth (2004) that fits the implied volatilities using the Black and Scholes (1973) model, and then numerically approximates the SPD.⁶

We briefly recall the main steps for using the Jackwerth (2004) method. The first step inverts the option prices into Black-Scholes implied volatilities, $\bar{\sigma}(K/S_t)$, using a finite number of options with different strike prices. This allows greater stability since implied volatilities for different strike prices are much closer in size than the corresponding option prices. Let $\{K_1, K_2, \dots, K_N\}$ represent a set of strike prices ordered from the lowest to the highest. Using a “smoothness” parameter as in Jackwerth (2004), a smooth BS implied volatility (IV) curve $\hat{\sigma}(K/S_t)$ is fitted by optimization. In the next step, each optimized IV $\hat{\sigma}(K_i/S_t)$ is converted back into a call price using the Black-Scholes equation, i.e., $C_i = C_{BS}(S_t, K_i, t, T, r; \hat{\sigma}(K_i/S_t))$, and the SPD (discounted \mathbb{Q}^T density) is estimated

⁶For an extensive review of the curve-fitting methods, see Jackwerth (2004) and Figlewski (2018).

numerically using equation (69), as follows: For any $1 < i < N$,

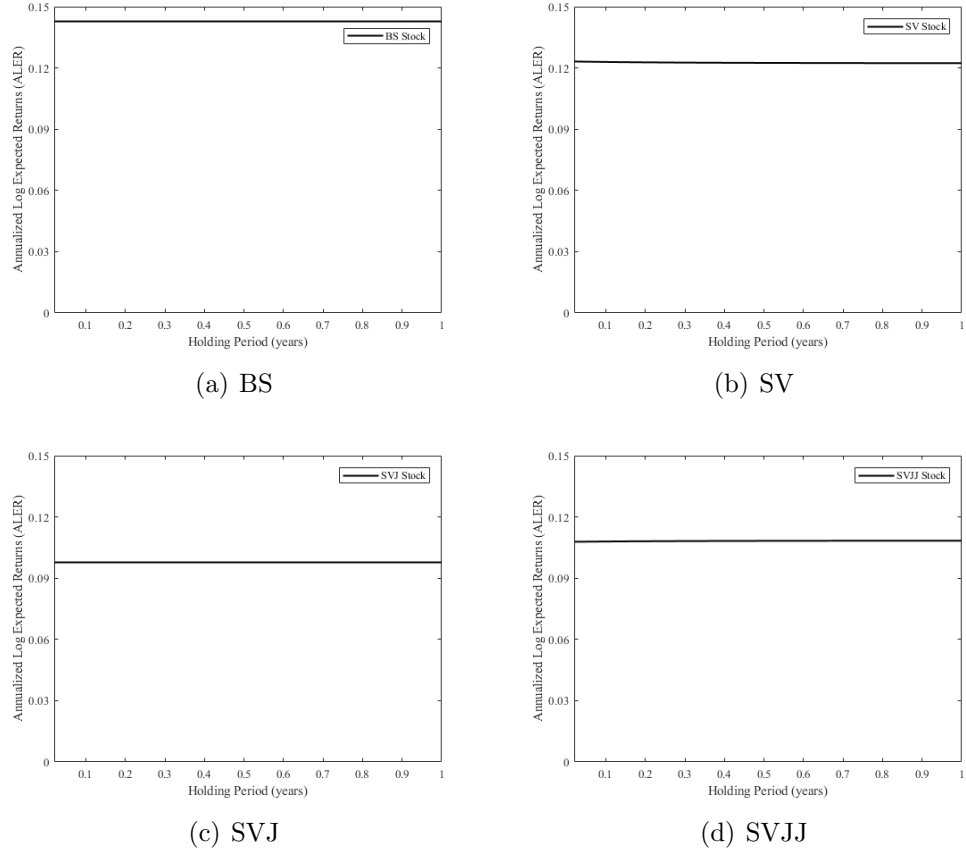
$$\begin{aligned}
f_t(S_T = K_i) &= P(t, T) p_t^{\mathbb{Q}^T}(S_T = K_i) \\
&= \frac{\partial^2 C_{\text{BS}}(S_t, K_i, t, T, r; \hat{\sigma}(K_i/S_t))}{\partial K_i^2} \\
&\approx \frac{C_{i+1} - 2C_i + C_{i-1}}{(\Delta K)^2}.
\end{aligned} \tag{IA50}$$

We extend the fast and stable curve-fitting method of Jackwerth (2004) for obtaining the expected FSPD from the expected future option prices by not only fitting implied volatilities using the current call price formula of the Black and Scholes (1973) model, but also the *implied drifts* using the expected future call price formula of the Black and Scholes (1973) model given in equation (20), and then numerically approximate the expected FSPD using Theorem 2 (equation (67)). This extension is outlined in the following steps. The expected returns of options are first estimated using historical data, and then expected option prices are obtained using equation (72) for a finite number of strike prices given by the set $\{K_1, K_2, \dots, K_N\}$. As in Jackwerth (2004), the current option prices are inverted into BS IV $\bar{\sigma}(K_i/S_t)$ and using a “smoothness” parameter, a smooth BS IV curve $\hat{\sigma}(K/S_t)$ is fitted by optimization. Then, using fixed optimized IV $\hat{\sigma}(K/S_t)$, we invert the expected future option price into the BS implied drift $\bar{\mu}(K/S_t)$ using the Black-Scholes expected future call price equation (20). Next, following the optimization method of Jackwerth (2004), a smooth ID (implied drift) curve $\hat{\mu}(K/S_t)$ is fitted by solving a similar optimization problem that balances smoothness against the fit of the IDs. For each strike price, the optimized IV $\hat{\sigma}(K_i/S_t)$ and ID $\hat{\mu}(K_i/S_t)$, are converted back into the expected call price using the Black-Scholes expected price equation (20), i.e., $EC_i = \hat{C}_{\text{BS}}(S_t, K_i, t, T, H, r; \hat{\sigma}(K_i/S_t), \hat{\mu}(K_i/S_t))$. Finally, the expected FSPD is numerically approximated using Theorem 2 (equation (67)), as follows: For any $1 < i < N$,

$$\begin{aligned}
g(H, S_T = K_i) &= \mathbb{E}_t^{\mathbb{P}}[P(H, T)] p_t^{\mathbb{R}^T}(S_T = K_i) \\
&= \frac{\partial^2 \hat{C}_{\text{BS}}(S_t, K_i, t, T, H, r; \hat{\sigma}(K_i/S_t), \hat{\mu}(K_i/S_t))}{\partial K_i^2} \\
&\approx \frac{EC_{i+1} - 2EC_i + EC_{i-1}}{(\Delta K)^2}.
\end{aligned} \tag{IA51}$$

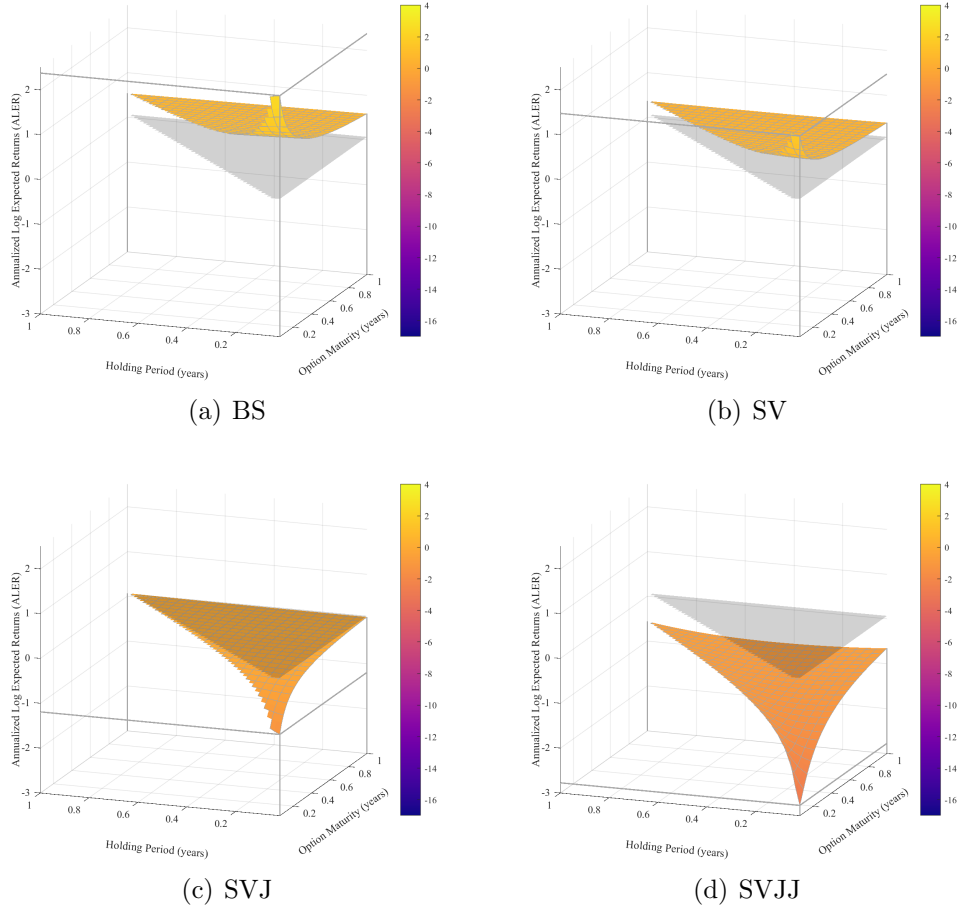
Figures

Figure IA1: Horizon Structure of Annualized Log Expected Returns on Stocks



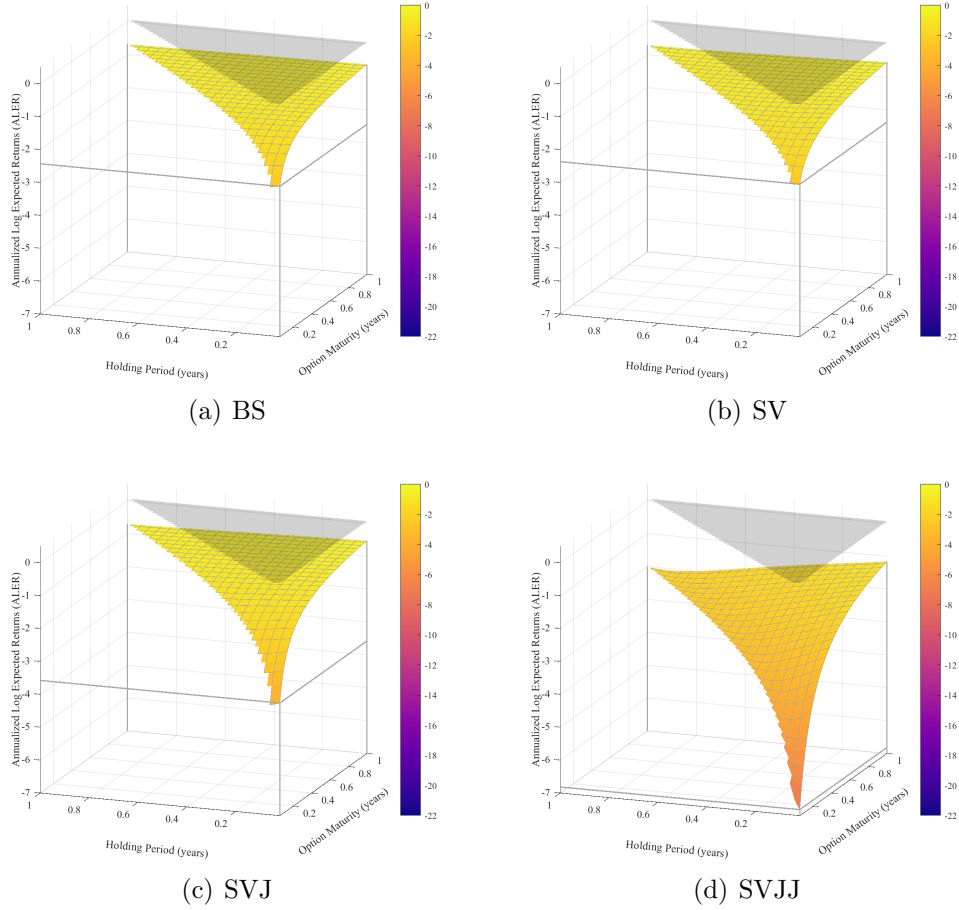
Notes: This figure shows the horizon structure of annualized log expected returns (ALERs) on the market index under the BS, SV, SVJ, and SVJJ models. The models' common parameters and MPRs are given in Table [IA1](#) and Table [IA2](#).

Figure IA2: Surface of Annualized Log Expected Returns on ATM Calls



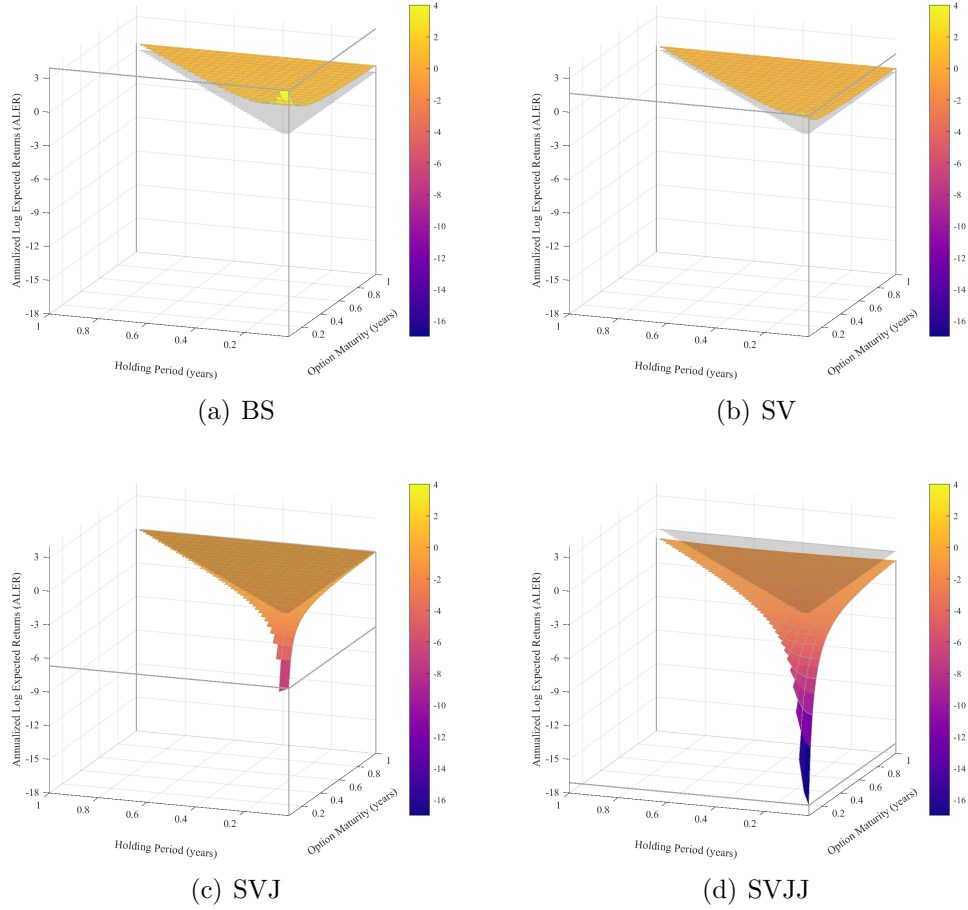
Notes: This figure shows the surfaces of ALERs for at-the-money (ATM) calls under the BS, SV, SVJ, and SVJJ models. The models' common parameters and MPRs are given in Table IA1 and Table IA2. The grey shaded area represents the ALERs when all of the MPRs are zero.

Figure IA3: Surface of Annualized Log Expected Returns on ATM Puts



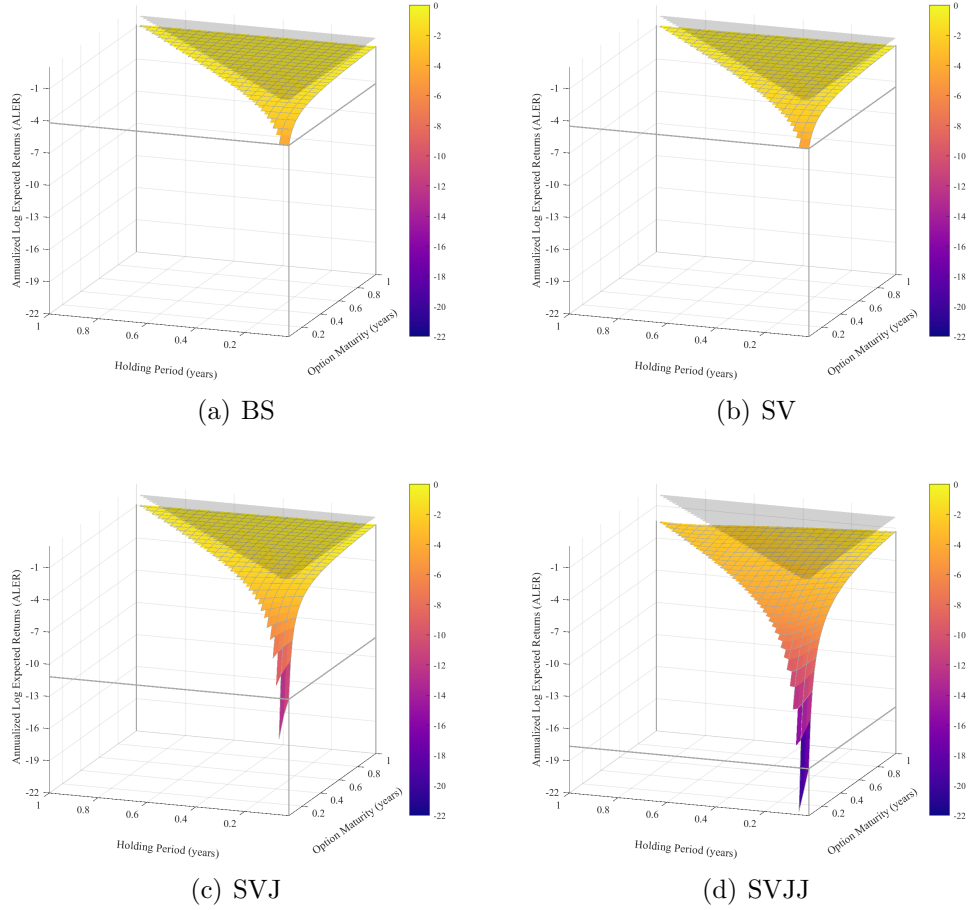
Notes: This figure shows the surfaces of ALERs for at-the-money (ATM) puts under the BS, SV, SVJ, and SVJJ models. The models' common parameters and MPRs are given in Table IA1 and Table IA2. The grey shaded area represents the ALERs when all of the MPRs are zero.

Figure IA4: Surface of Annualized Log Expected Returns on OTM Calls



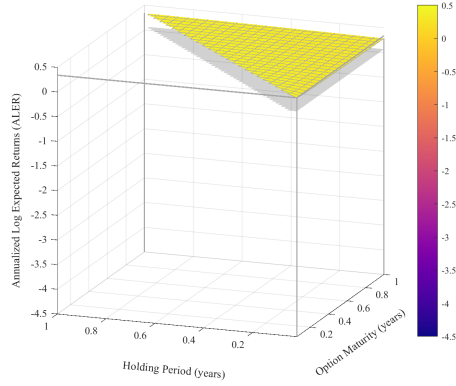
Notes: This figure shows the surfaces of ALERs for out-of-the-money (OTM) calls under the BS, SV, SVJ, and SVJJ models. The models' common parameters and MPRs are given in Table IA1 and Table IA2. The grey shaded area represents the ALERs when all of the MPRs are zero.

Figure IA5: Surface of Annualized Log Expected Returns on OTM Puts

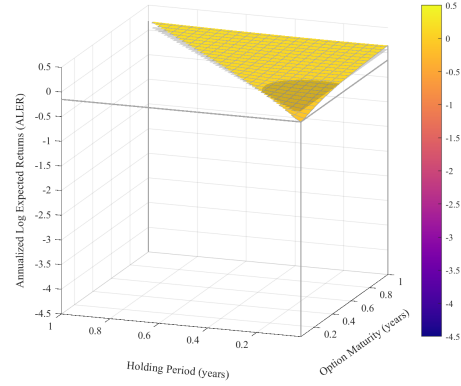


Notes: This figure shows the surfaces of ALERs for out-of-the-money (OTM) puts under the BS, SV, SVJ, and SVJJ models. The models' common parameters and MPRs are given in Table IA1 and Table IA2. The grey shaded area represents the ALERs when all of the MPRs are zero.

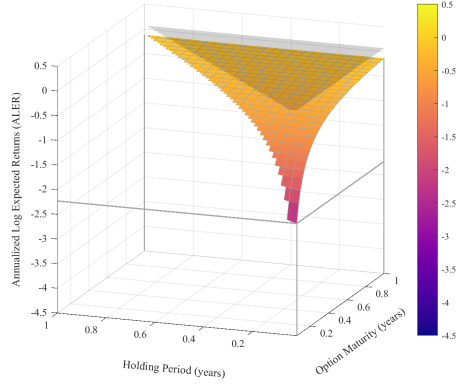
Figure IA6: Surface of Annualized Log Expected Returns on Straddles



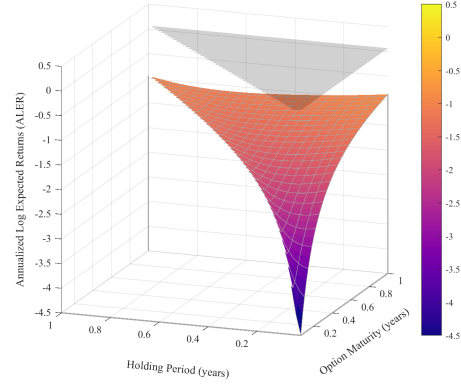
(a) BS



(b) SV



(c) SVJ



(d) SVJJ

Notes: This figure shows the surfaces of ALERs for straddles constructed by holding a long position in the ATM call and a long position in the ATM put under the BS, SV, SVJ, and SVJJ models. The models' common parameters and MPRs are given in Table IA1 and Table IA2. The grey shaded area represents the ALERs when all of the MPRs are zero.

Tables

Table IA1: Parameters in Simulations

	α_v	$m_v = v_t$	σ_v	ρ	$\lambda = \lambda^*$	μ_S	σ_S	μ_v	
						μ_S^*	σ_S^*	μ_v^*	
BS	—	—	—	—	—	—	—	—	0.1588 (σ)
SV	5.7960	0.0227	0.3528	-0.40	—	—	—	—	—
SVJ	3.2760	0.0204	0.2520	-0.47	1.5120	-0.0259	0.0407	—	—
						-0.0491	0.0994		
SVJJ	6.5520	0.0136	0.2016	-0.48	1.5120	-0.0263	0.0289	0.0373	0 (ρ_J)
						-0.0539	0.0578	0.2213	

Notes: This table gives the parameters used in the simulations. The parameters are borrowed from Tables I and IV in [Broadie et al. \(2007\)](#) and [Eraker et al. \(2003\)](#). We also set the initial value of volatility v_t to be equal to the long-term mean m_v . Since [Broadie et al. \(2007\)](#) do not report the parameters for the BS model, we estimate the BS model parameters using the same sample period as in [Eraker et al. \(2003\)](#).

Table IA2: Market Price of Risks in Simulations

	γ^S	γ^v	γ^J	γ^{vJ}
BS	0.4691	—	—	—
SV	2.4219	-1.2600	—	—
SVJ	0.0775	-1.5120	0.0279	—
SVJJ	0.0858	-7.8120	0.0383	-0.2781

Notes: This table gives MPRs used in the simulations. The MPRs are borrowed from Tables I and IV in [Broadie et al. \(2007\)](#) and [Eraker et al. \(2003\)](#), where $\gamma^J = \lambda\bar{\mu} - \lambda^*\bar{\mu}^*$, with $\bar{\mu} = e^{\mu_S + \frac{1}{2}\sigma_S^2} - 1$ and $\bar{\mu}^* = e^{\mu_S^* + \frac{1}{2}\sigma_S^{*2}} - 1$, and $\gamma^{vJ} = \lambda\mu_v - \lambda^*\mu_v^*$. While [Broadie et al. \(2007\)](#) do not report γ^S , hence we first borrow the diffusive drift values from [Eraker et al. \(2003\)](#), since [Broadie et al.'s \(2007\)](#) parameters under \mathbb{P} measures are also borrowed from [Eraker et al. \(2003\)](#). Then, we calibrate γ^S by using constant risk-free rate 6.83% (r), which is the time-series average of 3-month Treasury bill rates from January 2, 1980 to December 31, 1999—the same sample period in [Eraker et al. \(2003\)](#).

Table IA3: Scaling Rules for Parameters

$\alpha_v = 252\alpha_v^{\text{d}}$	$m_v = 252m_v^{\text{d}}/10000$	$\sigma_v = 252\sigma_v^{\text{d}}/100$	$\rho = \rho^{\text{d}}$	$\lambda = 252\lambda^{\text{d}}$
$\mu_s = \mu_s^{\text{d}}$	$\sigma_s = \sigma_s^{\text{d}}$	$\mu_v = 252\mu_v^{\text{d}}/10000$	$\rho_J = \rho_J^{\text{d}}$	$\gamma^v = 252\gamma^{v\text{d}}$

Notes: This table gives the scaling rules of parameters. For annual decimal parameter Θ , its daily decimal counterpart is Θ^{d} .