

Replication-Robust Payoff-Allocation for Machine Learning Data Markets

Dongge Han^{a,*}, Michael Wooldridge^a, Alex Rogers^a, Shruti Tople^b, Olga Ohrimenko^c, Sebastian Tschiatschek^d

^a*Dept. Computer Science, University of Oxford, Wolfson Building, Parks Road, Oxford OX1 3QD, UK*

^b*Microsoft Research Cambridge, 21 Station Rd, Cambridge CB1 2FB, UK*

^c*School of Computing and Information Systems, The University of Melbourne, Victoria 3010, Australia*

^d*Dept. Computer Science, University of Vienna, Währinger Straße 29 1090 Wien, Austria*

Abstract

The increasing take-up of machine learning techniques requires ever-more application-specific training data. Manually collecting such training data is time-consuming and error-prone process. Data marketplaces represent a compelling alternative, providing an easy way for acquiring data from potential data providers. A key component of such marketplaces is the compensation mechanism for data providers. Classic payoff-allocation methods, such as the Shapley value, can be vulnerable to data-replication attacks, and are infeasible to compute in the absence of efficient approximation algorithms. To address these challenges, we present an extensive theoretical study on the vulnerabilities of game theoretic payoff-allocation schemes to replication attacks. Our insights apply to a wide range of payoff-allocation schemes, and enable the design of customised replication-robust payoff-allocations. Furthermore, we present a novel efficient sampling algorithm for approximating payoff-allocation schemes based on marginal contributions. In our experiments, we validate the replication-robustness of classic payoff-allocation schemes and new payoff-allocation schemes derived from our theoretical insights. We also demonstrate the efficiency of our proposed sampling algorithm on a wide range of machine learning tasks.

Keywords: Cooperative Game Theory, Shapley Value, Banzhaf Value, Data Valuation, Machine Learning

1. Introduction

Training machine learning (ML) models requires large volumes of high quality training data. As a consequence, many ML models are trained for standard benchmark problems on carefully collected (public) datasets such as ImageNet [1] or the UCI Machine Learning Repository [2]. However, when training ML models for custom applications there is often an under-supply of high-quality public data as these applications may require specialized, up-to-date structured training data of sufficient volume and fine-grained categories [3]. Obtaining such training data can be a critical bottleneck in ML [4] which typically relies on data discovery (e.g., searching) or data generation (e.g., manual collection, crowd-sourced gathering or labelling). In many cases, multiple potential data providers can be identified, and

*Corresponding author

Email addresses: dongge.han@cs.ox.ac.uk (Dongge Han), michael.wooldridge@cs.ox.ac.uk (Michael Wooldridge), alex.rogers@cs.ox.ac.uk (Alex Rogers), shruti.tople@microsoft.com (Shruti Tople), oohrimenko@unimelb.edu.au (Olga Ohrimenko), sebastian.tschiatschek@univie.ac.at (Sebastian Tschiatschek)

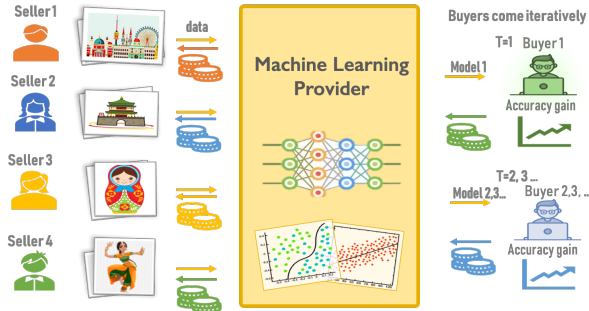


Figure 1: Illustration of the ML market

the data would then have to be acquired separately from each data provider. To simplify the data acquisition process and to accurately value the exchanged data, there is a demand for ML data markets which can readily connect data collectors (buyers) with data providers (sellers) [5, 6].

A naive implementation of such a market in the form of direct data exchange is likely to fail in practice due to the following reasons: (i) Data can be *freely replicated*, and hence can be easily resold by a buyer. (ii) Acquiring ownership of a large dataset may exceed the budget of the buyer. Nevertheless, both issues can be alleviated by considering the data exchange as an integral part of an ML platform as illustrated in Figure 1, as the buyer’s goal is only to use the data for training an ML model towards a custom application. This platform could bring together data from multiple sellers and return an ML model trained specifically towards the application of the buyer. The buyer will then pay a fee according to the performance of the model. A key question then arises in this setting: How can the market allocate the payoff among the data sellers?

Fortunately, payoff-allocation has been extensively studied in the cooperative game theory literature, the most common one being the *Shapley value* [6, 7, 8, 5]. Despite its fairness axioms, the Shapley value can suffer from undesirable properties when applied in the ML market: due to the free replicability of data and properties of common machine learning models, the Shapley value can be vulnerable to *replication attacks* from malicious data sellers—a seller can exploit properties of the payoff-allocation and gain significantly higher-payoffs by replicating its data and acting under multiple identities.

In this paper, we study replication-robustness properties of payoff-allocations, going beyond the Shapley value; we then look at their efficient computation with the vision of enabling ML data markets. In particular, we make the following contributions:

1. We present the first extensive theoretical study of the properties of payoff-allocation under replication attacks (Section 5.2 and 5.3). Using these theoretical insights, we show that while the Shapley value is prone to replication attacks, we can define a whole family of replication-robust payoff-allocations, including the Banzhaf value and Leave-one-out (Section 5.4).
2. We demonstrate how future market designers can leverage our theoretical insights for designing customized robust payoff allocations (Section 5.5).
3. We introduce a computationally efficient sampling algorithm for approximating a wide range payoff-allocations, which significantly outperforms the baseline methods (Section 6).
4. We present empirical validation of our assumptions underlying our theoretical insights, followed by the robustness properties across a range of payoff-allocation schemes, and finally demonstrate the strong performance of our proposed sampling algorithm (Section 7).

Our theoretical results have implications for game-theoretic payoff-allocation in general, such as contribution valuation for data sharing scenarios and ML feature importance computations.

2. Related Work

The topic of digital resources valuation such as data has drawn recent research interest from a wide range of communities such as economics, machine learning and data science [9, 10, 11, 12, 13, 14, 15, 16, 17]. As digital resources such as data are often invaluable [9], it is important to develop methods for evaluating the contribution of the resources to a task, as well as fair allocation of the payoffs [18]. Fortunately, fair payoff-allocation has been extensively studied in the cooperative game theory literature [7, 19], the most common payoff division scheme being the Shapley value [20, 21], which possesses four desirable fairness properties: symmetry, efficiency, null-player and linearity. Related to the Shapley value is Banzhaf value [22], both belong to the class of solution concepts called semivalues [23, 24].

The concept of a machine learning data market has been explored in the literature. For instance, [6] introduced an algorithmic framework for data markets and addressed issues arising from free replicability of data. In particular, they considered the data replication problem specifically for the Shapley value. To overcome this problem, they rely on similarity metrics for replica detection; this however is challenging in practice because no good metrics are known for many applications and similarity metrics may fail to detect replicas that are also slightly transformed. In contrast, our robustness guarantees avoid replica-detection and arise naturally from replication-redundancy in the accuracy. Our results apply to a wide range of solution concepts, and accompanied by thorough empirical validations. [25] addresses the replication attack through building a collaborative market where each player must participate both as seller and buyer. This naturally discourages replication, and may apply to alternative application settings. Regarding false name manipulation [26] in an open environment, [27] proposed anonymity-proof Shapley value against malicious players who split their *skills* [28] and act as multiple identities. They make a fundamental assumption that each skill is unique and cannot appear under multiple identities. Since skills in our setting are datasets or digital resources, this assumption is typically violated, as the same datasets can appear under multiple identities. Hence we addressed a more general setting which required novel countermeasures.

Our theoretical results have implications for game-theoretic payoff allocation in general, which also apply to digital resources not limited to data. A recent line of work in the interpretable machine learning literature [29] studies machine learning feature valuation [30, 31], which aims to explain prediction models through the contributions of features. Many have adopted cooperative game theory for valuating the contribution of features, especially the Shapley Value [32, 33, 8, 34], most notable among these work is the SHAP (SHapley Additive exPlanations) framework proposed by [35].

Efficient computation of the Shapley value has been studied in various settings, e.g., random sampling in [36] and [37] for weighted voting games. Later, stratified sampling was proposed such as in [38, 39]. Most relevant to our work on valuating ML data are [40, 5], both tend to focus on approximating values of single training datapoints. The former performs approximations during training, which may not represent the Shapley value without convergence of the training algorithm at each point. The latter proposed a series of algorithms including group testing, as we described and tested empirically, while other approaches rely on properties of single data points.

Our theoretical results relate closely to the seminal game-theoretic literature on merging/splitting proofness, collusion, and false name manipulations. [22] is the first to present an axiomatization of the Banzhaf value with the 2-efficiency axiom, which characterized the neutrality of the Banzhaf value on merging two players as one. Alternatively, [41] studied the collusion of two players where they both keep

their identities thus the total number of players are unchanged: under a proxy agreement, one player acts as a proxy while the other a null player, whereas under an association agreement, two players act on each other's behalf. [42] studied the interplay between efficiency and collusion neutrality of two players, and state that that no solution concepts satisfy efficiency, collusion neutrality and the null player property at the same time. [43] studied the merging and splitting-proofness on the class of convex games, and introduced some possibility/impossibility results, for instance, no solution concept satisfies anonymity and splitting-proofness on the class of monotonic convex games. Our present work looks at the setting of novel digital resources (such as software agents, data, features) which are typically freely replicable and form a concave characteristic function. Such cases have not been adequately addressed previously. Meanwhile, our replication results can also be extended to the case of convex games in a straightforward way. Moreover, we considered arbitrary number of replications, beyond the study of bilateral collusion or amalgamation. In addition, our proposed replication-robustness condition is not only an existence result, but a necessary and sufficient condition which can be used to characterize a wide range of solution concepts and can be useful for building new payoff-allocation schemes.

3. Background

We use the framework of *cooperative game theory* to model markets [7]. To this end, we introduce the main concepts from cooperative game theory that are of relevance to this work.

Cooperative Games. A cooperative game with transferable utility (hereafter simply a *cooperative game*) is given by a tuple $G = (N, v)$, where $N = \{1, \dots, n\}$ is the set of players of the game and $v: 2^N \rightarrow \mathbb{R}$ is a *characteristic function*, which assigns a real value $v(S)$ to every subset of players $S \subseteq N$. The usual interpretation of $v(S)$ is that this is the value that the players S could obtain if they were to cooperate.

Subsets of N are referred to as *coalitions* — while in everyday usage this term implies a group of agents with some commitment to cooperative action, we emphasise in this paper it simply refers to a set of players.

It is often useful to be able to measure the *marginal contribution* of a player towards other players, i.e., the marginal contribution of player i towards coalition S is defined as $MC_i(S) := v(S \cup \{i\}) - v(S)$.

Solution Concepts. A solution concept [7] is a function which assigns a payoff $\varphi_i(N, v) \in \mathbb{R}$ to each player i , commonly axiomatized through a collection of *natural* properties such as the following:

- (A1) *Symmetry*: Two players i and j who have the same marginal contribution in any coalition have the same payoff, i.e., $(\forall S \subseteq N \setminus \{i, j\}: v(S \cup \{i\}) = v(S \cup \{j\})) \rightarrow \varphi_i(N, v) = \varphi_j(N, v)$.
- (A2) *Efficiency*: The payoff values of all players sum to $v(N)$, i.e., $v(N) = \sum_{i \in N} \varphi_i(N, v)$.
- (A3) *Null-player*: a player whose marginal contribution is zero in any coalition has zero payoff, i.e., $(\forall S \subseteq N: v(S \cup \{i\}) = v(S)) \rightarrow \varphi_i(N, v) = 0$.
- (A4) *Linearity*: Given two cooperative games $G^1 = (N, v^1)$ and $G^2 = (N, v^2)$, then for any player $i \in N$, $\varphi_i(N, v^1 + v^2) = \varphi_i(N, v^1) + \varphi_i(N, v^2)$.
- (A5) *2-Efficiency* [22]: $\varphi_i(N, v) + \varphi_j(N, v) = \varphi_{ij}(N', v')$ characterises neutrality of collusion, where $\varphi_{p_{ij}}(N', v')$ is player p_{ij} 's payoff in a game in which players i and j merged as a single player p_{ij} , i.e., $N' = N \setminus \{i, j\} \cup \{p_{ij}\}$.
- (A6) *Anonymity* [44]: For every (N, v) and every permutation $\pi: N \mapsto N$ of the players, it holds that the players' payoffs are invariant under permutations of the players.

The class of solution concepts based on marginal contributions defines the payoff of a player as a weighted sum of its marginal contributions towards coalitions of other players, i.e.,

$$\varphi_i(N, v) = \sum_{S \subseteq N \setminus \{i\}} w_{S,N} MC_i(S)$$

In the following we review some common solution concepts:

- *Shapley Value* is a most common solution concept for payoff-allocation, defined as the average marginal contribution of a player towards its predecessors in any permutation of N . It is the unique value that satisfies **(A1)**-**(A4)**. $\varphi_i^S = \sum_{S \subseteq N \setminus \{i\}} \frac{|S|!(N-|S|-1)!}{N!} MC_i(S) = \sum_{S \subseteq N \setminus \{i\}} \frac{1}{N} \binom{N-1}{|S|}^{-1} MC_i(S)$.
- *Banzhaf Value* is commonly used as a measure for voting power, which is defined by the average marginal contribution of a player towards all coalitions of other players: $\varphi_i^B = \frac{1}{2^{N-1}} \sum_{S \subseteq N \setminus \{i\}} MC_i(S)$. It is uniquely characterized by axioms **(A1)**, **(A3)**-**(A5)**, replacing efficiency by 2-efficiency **(A5)**.
- *Leave-one-out (LOO)* assigns to each player the marginal contribution towards the coalition of all other players: $\varphi_i^{LOO} = MC_i(N \setminus \{i\})$.

In the later sections of this paper, we will show that due to the nature of data, the four Shapley fairness axioms can be insufficient for defining suitable payoff-allocations for the machine learning market.

4. Data Market Game and Data Replication

Data, as a novel type of digital good, is freely replicable. A malicious seller could exploit this property to cheat the market with the goal of maximizing its payoff. In this section, we will first define the data market game and the submodularity property of characteristic functions inspired by real-world machine learning models (Assumption 1), which will bring about the motivation behind the replication attack. Then, we will define the attack model and its deficiency (Assumption 2) which can be leveraged to design the countermeasures. Finally we define the replication-robustness of solution concepts.

4.1. The Market Game

We model the data market as a cooperative game $G = (N, v)$, where the players i are the data sellers $N = \{1, \dots, n\}$ each holding a dataset D_i . At each round of interaction, a buyer will provide a classification task (regression tasks can be treated equivalently), specified by a *validation dataset* D_{val} . The data from all players jointly contribute towards training a model $\mathcal{M}(\cup_{i \in N} D_i)$. Therefore, a natural characteristic function of a coalition S is the accuracy $\mathcal{G}(\mathcal{M}, D_{\text{val}})$ achieved by the model \mathcal{M} trained on the data held by players in the coalition, i.e., $v(S) := \mathcal{G}(\mathcal{M}(\cup_{i \in S} D_i), D_{\text{val}})$.

The behaviour of the participants in the market will depend on the characteristics of v and therefore on the properties of the accuracy as a function of the model trained on data available in the market. *Submodularity* is often a good model for approximating properties of this accuracy—the value of additional training datasets typically diminishes with growing data size [45]. Hence, we make the following assumption (except for Section 5.6.1):

Assumption 1 (Submodularity). *The characteristic function v is submodular, i.e.,*

$$\forall S \subseteq S' \subseteq N \setminus \{i\}: MC_i(S) \geq MC_i(S').$$

Unlike many other studies on cooperative games, the data market game with submodular characteristic functions as given by common machine learning problems has certain peculiar properties: for a fixed buyer, each seller party individually favours to participate in a market which is as small as possible, where he/she can obtain a payoff close to its characteristic value $v(\{i\})$. This opens the door for misusage by malicious players. As we will show and as observed in [6], under payoff-allocation by Shapley value, a malicious player can increase its payoff by replication. On the other hand, in many ML models, adding replicated data does not contribute additionally to the model performance. We will show in the later sections that this property can help design replication-robust payoff-allocations.

4.2. Solution Concepts in the Anonymous Market

We consider solution concepts based on marginal contributions, i.e., $\varphi_i(N, v) = \sum_{S \subseteq N \setminus \{i\}} w_{S,N} MC_i(S)$. In an anonymous market, the weight $w_{S,N}$ for player i 's marginal contribution towards coalition S only depends on the size of S but not on the players' identities inside the coalition. That is, $|S_1| = |S_2| \implies w_{S_1,N} = w_{S_2,N}$, as a result of the anonymity axiom **(A6)**. Hence these solution concepts can be defined by

$$\varphi_i(N, v) = \sum_{S \subseteq N \setminus \{i\}} w_{|S|,N} MC_i(S).$$

Alternatively, by grouping together equal-sized coalitions, the solution concepts can be expressed as a weighted sum of the *average marginal contributions towards size- c coalitions* $z_i(c)$ s.t.

$$\begin{aligned} \varphi_i(N, v) &= \sum_{c=0}^{N-1} \alpha_c z_i(c), \quad \text{where} & (1) \\ z_i(c) &= \binom{N-1}{c}^{-1} \sum_{S \subseteq N \setminus \{i\}, |S|=c} MC_i(S) \quad (\text{average marginal contributions}), \\ \alpha_c &= \binom{N-1}{c} w_{c,N} \quad (\text{importance weights}). \end{aligned}$$

We call α_c *importance weights*, as they quantify the importance of a player's marginal contributions towards different coalition sizes. Using α_c we can balance a player's *individual value* and *complementary value*. In particular, by putting high importance (large α_c) on small coalitions (small c), we favour the individual value, and vice-versa.

The derivation of the importance weights α_c from the solution concepts is straightforward and included in the appendix. We illustrate this with some common solution concepts in the next examples:

Example 1 (Importance Weights). *For Shapley value, $w_{c,N} = \frac{1}{N} \binom{N-1}{c}^{-1}$, hence the importance weights are $\alpha_c = \frac{1}{N}$ according to Equation (1), which places equal importance on all coalition sizes. For Banzhaf value, $w_{c,N} = \frac{1}{2^{N-1}}$, hence $\alpha_c = \frac{1}{2^{N-1}} \binom{N-1}{c}$, which places higher importance on mid-sized coalitions.*

Example 2 (Payoff Computation via Importance Weights). *Let $G = (N, v)$ be a market game with 3 players $N = \{i, p, q\}$, where marginal contributions of player i are $MC_i(\emptyset) = 3$, $MC_i(\{p\}) = MC_i(\{q\}) = 2$, $MC_i(\{p, q\}) = 1$. Therefore, the average marginal contributions of player i are: $z_i(0) = MC_i(\emptyset) = 3$; $z_i(1) = \frac{1}{2}(MC_i(p) + MC_i(q)) = 2$; $z_i(2) = MC_i(p, q) = 1$. The importance weights α_c for Shapley value across different coalition sizes are $\alpha_0 = \alpha_1 = \alpha_2 = \frac{1}{3}$, and summing $z_i(c)$ by their importance weights α_c , the payoff to player i is: $\varphi_i^{\text{Shapley}} = \sum_{c=0}^2 \alpha_c z_i(c) = \frac{1}{3}(3 + 2 + 1) = 2$. For Banzhaf value: $\alpha_0 = \frac{1}{4}$, $\alpha_1 = \frac{1}{2}$, $\alpha_2 = \frac{1}{4}$, and $\varphi_i^{\text{Banzhaf}} = \sum_{c=0}^2 \alpha_c z_i(c) = 3 \cdot \frac{1}{4} + 2 \cdot \frac{1}{2} + \frac{1}{4} = 2$.*

Importantly, we will show that the representation through importance weights has significant implications for understanding the replication-robustness of solution concepts. All omitted proofs are provided in the appendix.

4.3. Data Replication and Replication-Robustness

Having defined a general market solution concept, we now introduce the malicious player who replicates its data and acts under multiple identities, with the aim of maximising its total payoff.

Definition 4.1 (Data Replication). *In the market game $G = (N, v)$, a malicious player i may execute a replication action k times on its data D_i and act as $k + 1$ players $S^R = \{i_0, i_1, \dots, i_k\}$ each holding one replica of D_i . Denote the induced market game as $G^R = (N^R, v^R)$, where the players $N^R = N \setminus \{i\} \cup S^R$, and the characteristic value function v^R which satisfies $\forall S \subseteq N \setminus \{i\} \forall i_k \in S^R: v^R(i_k \cup S) = v(i \cup S)$ and $v^R(S) = v(S)$. By replicating, player i receives a total payoff which is the sum of the payoff of itself and all k replicas, i.e., $\varphi_i^{\text{tot}}(k) = \sum_{\kappa=0}^k \varphi_{i_\kappa}(N^R, v^R)$.*

By replicating, a player may be able to gain a higher total payoff due to its growing number of replicas.

For many ML models, replicas do not change the model's performance. We refer to this property as *replication redundancy* and formalize it in the following assumption:

Assumption 2 (Replication Redundancy). *A replica does not contribute additional value to coalitions which contain another replica, i.e.,*

$$\forall i, j \in S^R: (i \in S) \rightarrow MC_j(S) = 0.$$

Depending on the particular properties of a solution concept, a player may be able to gain a higher payoff by replicating, even when replicas do not change the ML model's performance. The next definition formalizes the notion of replication-robustness of solution concepts.

Definition 4.2 (Replication-robustness). *A solution concept φ is replication-robust if the payoff of any player i in the original game G is no less than the total payoff of the player in the induced game G^R after replication, i.e.,*

$$\forall k > 0: \varphi_i(N, v) \geq \sum_{\kappa=0}^k \varphi_{i_\kappa}(N^R, v^R).$$

5. Results on Replication-Robustness

Having defined the market game and data replication, we now present our main theoretical results for characterising replication-robust solution concepts. In particular, in Section 5.2 we present how the total payoff of the malicious player changes under replication. In Section 5.3 we propose a necessary and sufficient condition characterising the replication-robustness of a solution concept. Using the proposed robustness condition, we prove in Section 5.4 that *Shapley value is not replication-robust*, while *Banzhaf value and leave-one-out are replication-robust*. In Section 5.5, we further demonstrate how to design new replication-robust solution concepts using the robustness condition. Finally, in Section 5.6 we discuss generalisations of our theoretical results: Section 5.6.1 extends our results to games with supermodular characteristic functions, and in Section 5.6.2, we discuss other potential attack models and their relation to the replication attack.

5.1. Average Marginal Contributions

We now show in the following a useful lemma that the average marginal contributions $z_i(c)$ decrease with coalition sizes. Later in Section 5.2, we will show that the total payoff of the malicious player after replication can be expressed as a weighted sum of the average marginal contributions $z_i(c)$ defined in the original game, which are invariant under replication.

Lemma 5.1. *Given a submodular characteristic function, the average marginal contribution $z_i(c)$ monotonically decreases with coalition size c , i.e.,*

$$\forall 0 \leq c < N-1, \quad z_i(c) \geq z_i(c+1).$$

Proof. Recall that $z_i(c) := \frac{1}{\binom{N-1}{c}} \sum_{S \subseteq N \setminus \{i\}, |S|=c} MC_i(S)$ is the average marginal contribution of player i towards size- c coalitions. To show $z_i(c) \geq z_i(c+1)$, we match the size- c coalitions with their size- $(c+1)$ supersets: each size- c coalition S_1 can be mapped to $(N-1-c)$ number of size- $(c+1)$ supersets S_2 where $S_1 \subseteq S_2 \subseteq N \setminus \{i\}$, by adding one of the remaining $(N-1-c)$ elements $j \in N \setminus (\{i\} \cup S_1)$. Conversely, each S_2 can be mapped to $(c+1)$ subsets S_1 of size- c , by removing any one of the elements $j \in S_2$, cf. Figure 2:

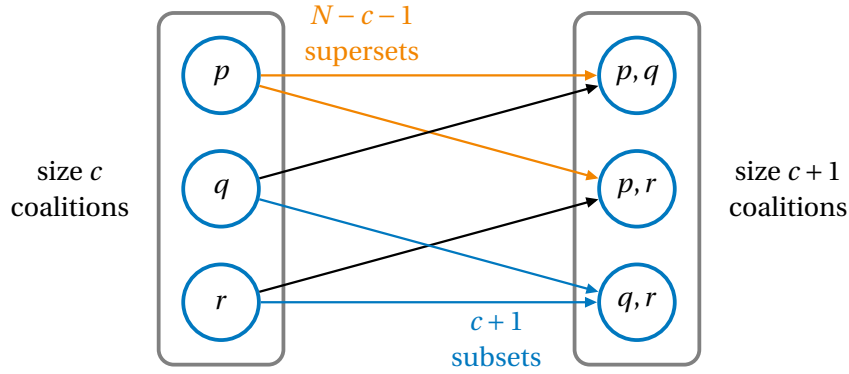


Figure 2: Example 4 player game with $N = \{i, p, q, r\}$, when computing player i 's average marginal contributions. The figure shows the case of $c = 1$, where each size- c coalition (Left) has $N - c - 1$ supersets of size- $(c+1)$, and each size- $(c+1)$ coalition (Right) has $c + 1$ subsets of size- c . Arrows indicate the " \subseteq " relation.

Then, we show $z_i(c) \geq z_i(c+1)$ by submodularity of the characteristic function: $S_1 \subseteq S_2 \implies MC_i(S_1) \geq MC_i(S_2)$. The detailed derivation is as follows:

$\forall c \in [0, 1, \dots, N-2]$, denote $S^c := \{S \subseteq N \setminus \{i\} \mid |S| = c\}$,

$$\begin{aligned} z_i(c+1) - z_i(c) &= \sum_{S_2 \in S^{c+1}} \binom{N-1}{c+1}^{-1} MC_i(S_2) - \sum_{S_1 \in S^c} \binom{N-1}{c}^{-1} MC_i(S_1) \\ &= \sum_{S_2 \in S^{c+1}} \left(\binom{N-1}{c+1}^{-1} MC_i(S_2) - \sum_{S_1 \in S^c, S_1 \subseteq S_2} \underbrace{\frac{1}{N-1-c}}_{(1)} \binom{N-1}{c}^{-1} \underbrace{MC_i(S_1)}_{\geq MC_i(S_2), \text{ by submodularity}} \right) \\ &\leq \sum_{S_2 \in S^{c+1}} \left(\binom{N-1}{c+1}^{-1} MC_i(S_2) - \sum_{S_1 \in S^c, S_1 \subseteq S_2} \frac{1}{N-1-c} \binom{N-1}{c}^{-1} MC_i(S_2) \right) \\ &= \sum_{S_2 \in S^{c+1}} \left(\binom{N-1}{c+1}^{-1} MC_i(S_2) - \underbrace{\frac{c+1}{N-1-c}}_{(2)} \binom{N-1}{c}^{-1} MC_i(S_2) \right) \\ &= \sum_{S_2 \in S^{c+1}} \left(\binom{N-1}{c+1}^{-1} MC_i(S_2) - \binom{N-1}{c+1}^{-1} MC_i(S_2) \right) = 0 \end{aligned}$$

(1) S_1 is counted once in each of its $(N-1-c)$ supersets S_2 of size- $(c+1)$, and (2) is because each S_2 has $c+1$ subsets S_1 of size- c . And this concludes our proof for $z_i(c) \leq z_i(c+1)$. \square

Having shown that average marginal contributions decrease with growing coalition sizes in the original game, we next demonstrate how they can be used as invariant values which relate the payoff of the malicious player before and after replication.

5.2. Payoff Changes under Replication

Under the replication-redundancy assumption (Assumption 2), the replicating player's total payoff can be expressed by the average marginal contributions $z_i(c)$ from the original game as detailed in the following lemma.

Lemma 5.2. *Let $G = (N, v)$ be a market game where v is replication-redundant. By replicating k times and acting as $k + 1$ players $S^R = \{i_0, \dots, i_k\}$ in the induced game $G^R = (N^R, v^R)$, the malicious player i receives a total payoff of*

$$\begin{aligned} \varphi_i^{\text{tot}}(k) &= \sum_{c=0}^{N-1} \alpha_c^k z_i(c), \text{ where} & (2) \\ z_i(c) &= \binom{N-1}{c}^{-1} \sum_{S \subseteq N \setminus \{i\}, |S|=c} MC_i(S) \quad (\text{average marginal contributions in game } G), \\ \alpha_c^k &= (k+1) \binom{N-1}{c} w_{c, N+k} \quad (\text{importance weights after } k \text{ replications}). \end{aligned}$$

For instance, the importance weights $\alpha_c^k = (k+1) \binom{N-1}{c} \frac{1}{2^{N+k-1}}$ for the Banzhaf value. Note that Eq. (2) reduces to Eq. (1) (c.f. section 4.2) for no replications, i.e., $\alpha_c = \alpha_c^{k=0}$.

Proof. By symmetry the replicas yield equal payoff, i.e., $\varphi_i^{\text{tot}}(k) = (k+1)\varphi_{i_k}(N^R, v^R)$. Due to replication-redundancy, a replica has nonzero marginal contribution only towards coalitions with no other replicas $N^R \setminus S^R$, which correspond to the same coalitions in the original game $N \setminus \{i\}$ (as $N^R \setminus S^R = N \setminus \{i\}$). The proof then proceeds as follows: In the induced game G^R , let $w_{|S|, N+k}$ be the weights defined by the solution concept, i.e., $\varphi_i(N^R, v^R) := \sum_{S \subseteq N^R \setminus \{i\}} w_{|S|, N+k} MC_i(S)$. Then the total payoff of the malicious player after k replications is:

$$\begin{aligned} \varphi_i^{\text{tot}}(k) &\stackrel{(1)}{=} (k+1)\varphi_{i_k}(N^R, v^R) = (k+1) \sum_{S \subseteq N^R \setminus \{i_k\}} w_{|S|, N+k} MC_{i_k}(S) \\ &= (k+1) \sum_{S \subseteq N^R \setminus S^R} w_{|S|, N+k} MC_{i_k}(S) + (k+1) \sum_{S \subseteq N^R \setminus \{i_k\}, S \cap S^R \neq \emptyset} w_{|S|, N+k} \underbrace{MC_{i_k}(S)}_{\stackrel{(2)}{=} 0} \\ &= (k+1) \sum_{S \subseteq N \setminus \{i\}} w_{|S|, N+k} MC_i(S) = \sum_{c=0}^{N-1} \underbrace{(k+1) \binom{N-1}{c} w_{|S|, N+k}}_{\alpha_c^k} z_i(c) \end{aligned}$$

where (1) is due to symmetry and (2) is due to replication-redundancy. \square

Importantly, $z_i(c) = \binom{N-1}{c}^{-1} \sum_{S \subseteq N \setminus \{i\}, |S|=c} MC_i(S)$ are the average marginal contributions defined on the original game $G=(N, v)$ as in Equation (1) instead of on the induced game, thus they *are invariant under replication*. As stated in Equation (2), the total payoff of the replicating player is a weighted sum over $z_i(c)$ through importance weights α_c^k . Since the average marginal contributions $z_i(c)$ in the original game stay invariant after replication, the change in total payoff of the replicating player φ_i^{tot} is governed by the change in α_c^k across the number of replications k , which makes α_c^k a key factor for characterising replication-robustness, see Figure 3 for an illustration.

To illustrate the changes in the total payoff of the malicious player as a function of (changing) importance weights α_c^k and (invariant) average marginal contributions $z_i(c)$, we revisit the game in Example 2 and compute the average marginal contributions $z_i(c)$, importance weights α_c^k , and the total payoff of the malicious player φ_i^{tot} in the next example.

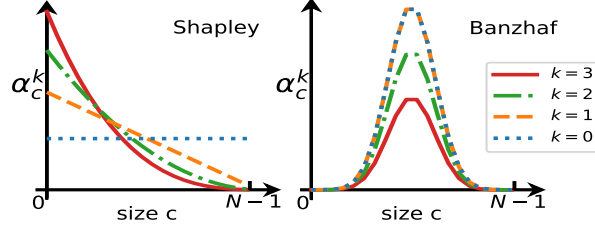


Figure 3: Changes of α_c^k under different number of replications k , plot using Equation 2 with $N = 20$. (Left) As we will shown in Lemma 5.5, the weights α_c^k of Shapley value shift towards smaller coalition sizes as k increases. (Right) In contrast, for Banzhaf value, the first replication yields no changes, afterwards, α_c^k decreases across all sizes with each replica added. Moreover, as we haven shown in Lemma 5.1, $z_i(c)$ monotonically decreases over coalition size c due to the submodular characteristic function. Consequently, the weight shift of the Shapley value causes φ_i^{tot} to be monotonically increasing, while it is non-increasing for Banzhaf value. We will demonstrate the observations with Example 3 and prove rigorously in section 5.4.

Example 3 (Payoff Changes of the Malicious Player). *Let $G = (N, v)$ be a market game with 3 players $N = \{i, p, q\}$. The marginal contributions of player i are $MC_i(\emptyset) = 3$, $MC_i(\{p\}) = MC_i(\{q\}) = 2$, $MC_i(\{p, q\}) = 1$. Malicious player i replicates once and acts under two identities $S^R = \{i_1, i_2\}$. The induced game is $G^R = (N^R, v^R)$ where $N^R = \{i_1, i_2, p, q\}$, and v^R satisfies $\forall S \subseteq \{p, q\}$, $v^R(\{i_1\} \cup S) = v^R(\{i_2\} \cup S) = v(\{i\} \cup S)$.*

(1) *The average marginal contributions of player i in the original game are:*

$$z_i(0) = MC_i(\emptyset) = 3; \quad z_i(1) = \frac{1}{2}(MC_i(p) + MC_i(q)) = 2; \quad z_i(2) = MC_i(p, q) = 1.$$

(2) *Importance weights in the induced game according to Eq. (2) (for proofs cf. Corollary Appendix A.1):*

$$\text{(Shapley)} \quad w_{c, N+k} := \frac{1}{N+k} \binom{N+k-1}{c}^{-1} \implies \alpha_c^k = \frac{k+1}{N+k} \binom{N-1}{c} \binom{N+k-1}{c}^{-1},$$

$$\text{(Banzhaf)} \quad w_{c, N+k} := \frac{1}{2^{N+k-1}} \implies \alpha_c^k = \frac{k+1}{2^{N+k-1}} \binom{N-1}{c}.$$

(3) *The total payoffs of player i is $\varphi_i^{\text{tot}}(k) = \sum_{c=0}^{N-1} \alpha_c^k z_i(c)$, where $k = 0$ refers to no replication, and $k > 0$ represents replicating k times:*

$$\text{(Shapley)} \quad \varphi_i^{\text{tot}}(0) = \sum_{c=0}^2 \alpha_c^0 z_i(c) = 3 \cdot \frac{1}{3} + 2 \cdot \frac{1}{3} + \frac{1}{3} = 2; \quad \varphi_i^{\text{tot}}(1) = \sum_{c=0}^2 \alpha_c^1 z_i(c) = 3 \cdot \frac{1}{2} + 2 \cdot \frac{1}{3} + \frac{1}{6} = \frac{7}{3}.$$

$$\text{(Banzhaf)} \quad \varphi_i^{\text{tot}}(0) = \sum_{c=0}^2 \alpha_c^0 z_i(c) = 3 \cdot \frac{1}{4} + 2 \cdot \frac{1}{2} + \frac{1}{4} = 2; \quad \varphi_i^{\text{tot}}(1) = \sum_{c=0}^2 \alpha_c^1 z_i(c) = 3 \cdot \frac{1}{4} + 2 \cdot \frac{1}{2} + \frac{1}{4} = 2.$$

The above example demonstrate our observations from Figure 3: the importance weights α_c^k for the Shapley value shifts from the values $(\frac{1}{3}, \frac{1}{3}, \frac{1}{3})$ uniform in the coalition sizes $c = \{0, 1, 2\}$ in the original game, to smaller coalition sizes $(\frac{1}{2}, \frac{1}{3}, \frac{1}{6})$ after replication. Due to submodularity, the average marginal contributions $z_i(c) = \{3, 2, 1\}$ are larger for smaller coalition sizes. Therefore, the total payoff increases as a result of replication. Whereas for the Banzhaf value, the importance weights $\alpha_c^k = (\frac{1}{4}, \frac{1}{2}, \frac{1}{4})$ are invariant under the first replication, hence the total payoff is unchanged. The following section will provide a formal characterisation of these observations.

5.3. Replication-Robustness Condition

The next theorem provides a sufficient and necessary condition on the importance weights α_c^k for guaranteeing replication-robustness.

Theorem 5.3. *Assuming submodularity and replication-redundancy of the accuracy function, a solution concept of the form $\varphi_i = \sum_{c=0}^{N-1} \alpha_c z_i(c)$ is replication-robust iff for any number of replicas k ,*

$$\forall 0 \leq p \leq N-1, \sum_{c=0}^p \alpha_c^0 \geq \sum_{c=0}^p \alpha_c^k, \quad (3)$$

where α_c^k is as defined in Eq.(2).

Proof (for sufficiency). We show that Eq.(3) implies replication robustness, i.e.,:

$$\forall k, (\forall 0 \leq p \leq N-1, \sum_{c=0}^p \alpha_c^0 \geq \sum_{c=0}^p \alpha_c^k) \implies (\varphi_i^{\text{tot}}(0) - \varphi_i^{\text{tot}}(k) \geq 0)$$

Due to submodularity, the average marginal contributions decrease monotonically as coalition sizes grows as in Lemma 5.1, together with replication-redundancy: $z_i(0) \geq \dots \geq z_i(N-1) \geq 0$. Let $\delta_c = \alpha_c^0 - \alpha_c^k$ denote the the change in importance weights over the average marginal contributions of coalition size c before and after replication, then by Eq.(3), $\forall p \in [0, 1, \dots, N-1], \sum_{c=0}^p \delta_c \geq 0$. Therefore,

$$\begin{aligned} \varphi_i^{\text{tot}}(0) - \varphi_i^{\text{tot}}(k) &= \sum_{c=0}^{N-1} \delta_c z_i(c) = z_i(0) \sum_{c=0}^0 \delta_c + \sum_{c=1}^{N-1} \delta_c z_i(c) \stackrel{(1)}{\geq} z_i(1) \sum_{c=0}^0 \delta_c + \sum_{c=1}^{N-1} \delta_c z_i(c) \\ &= z_i(1) \sum_{c=0}^1 \delta_c + \sum_{c=2}^{N-1} \delta_c z_i(c) \stackrel{(2)}{\geq} z_i(2) \sum_{c=0}^1 \delta_c + \sum_{c=2}^{N-1} \delta_c z_i(c) \geq \dots \\ &= z_i(N-2) \sum_{c=0}^{N-2} \delta_c + \sum_{c=N-1}^{N-1} \delta_c z_i(N-1) \\ &\geq z_i(N-1) \sum_{c=0}^{N-2} \delta_c + \sum_{c=N-1}^{N-1} \delta_c z_i(N-1) = z_i(N-1) \sum_{c=0}^{N-1} \delta_c \geq 0, \end{aligned}$$

(1) is because $z_i(0) \geq z_i(1)$ and $\sum_{c=0}^0 \delta_c \geq 0$, (2) is because $z_i(1) \geq z_i(2)$ and $\sum_{c=0}^1 \delta_c \geq 0$. For the necessity proof cf. Appendix. \square

The significance of this theorem is that it provides a necessary and sufficient condition for guaranteeing replication-robustness for *any* marginal-value based solution concept in *any* anonymous market. Intuitively, the theorem ensures that after replication, little weight is *shifted* to smaller coalition sizes which have larger average marginal contributions $z_i(c)$ due to the submodular characteristic function, as illustrated in Figure 3.

5.4. Robustness of Common Solution Concepts

The following theorem is a consequence of our proposed robustness condition for some important solution concepts.

Theorem 5.4. *Let $G = (N, v)$ be a market game where v is replication-redundant and submodular, the Shapley value is not replication-robust, whereas the Banzhaf value and Leave-one-out are replication-robust. For Shapley value, the total payoff of the malicious player is monotonic increasing over number of replicas, and converges to i 's characteristic value, i.e., $\lim_{k \rightarrow \infty} \varphi_i^{\text{tot}}(k) = v(\{i\})$. For Banzhaf and LOO, $\lim_{k \rightarrow \infty} \varphi_i^{\text{tot}}(k) = 0$.*

Proof for Shapley Value. We prove that the Shapley value is not replication-robust, and the total payoff of the malicious player monotonic increases under increasing k in the following three steps (The proof for Banzhaf and LOO follow similar steps and are included in the appendix):

1. Rewrite the Shapley value after replication according to Eq. (2) in terms of average marginal contributions $z_i(c)$ and importance weights α_c^k . As shown in Example 3, $\alpha_c^k = \frac{(k+1)}{(N+k)} \binom{N-1}{c} \binom{N+k-1}{c}^{-1}$.
2. Lemma 5.5 shows that Shapley value satisfies Eq. (4b): $\forall 0 \leq p \leq N-1, \sum_{c=0}^p \alpha_c^k \leq \sum_{c=0}^p \alpha_c^{k+1}$.
3. According to Theorem 5.3, the Shapley value is not replication robust. Furthermore, Corollary Appendix A.2 (c.f. Section Appendix A.4) shows that under payoff-allocation by the Shapley value, the total payoff of the replicating player is *monotonic* increasing under increasing number of replications k .

Finally, the limit is computed as follows:

$$\begin{aligned}
\lim_{k \rightarrow \infty} \varphi_i^{\text{tot}}(k) &= \lim_{k \rightarrow \infty} \sum_{c=0}^{N-1} \frac{k+1}{N+k} \binom{N-1}{c} \binom{N+k-1}{c}^{-1} z_i(c) \\
&= \sum_{c=0}^{N-1} \binom{N-1}{c} z_i(c) \underbrace{\lim_{k \rightarrow \infty} \frac{k+1}{N+k}}_{=1} \underbrace{\lim_{k \rightarrow \infty} \binom{N+k-1}{c}^{-1}}_{=1_{c=0}} \\
&= z_i(0) = MC_i(\emptyset) = v(\{i\}) \quad \square
\end{aligned}$$

As discussed in Section 4.2, the solution concepts balance between a player's *individual value* and *complementary value* through the importance weights α_c . Shapley value assigns uniform weights over coalition sizes c , Banzhaf value assigns larger weights for mid-sized coalitions, and Leave-one-out only considers size $N-1$ coalitions. As a result of replication-redundancy and submodularity, the solution concepts which emphasize the complementary value tend to be more replication robust.

The following lemma shows some interesting properties of the importance weights of Shapley value, which can characterise the payoff changes of the malicious player after replication:

Lemma 5.5. *For the Shapley value, the importance weights α_c^k of the total payoff of a malicious player after replication satisfy the following properties: $\forall k \geq 0, \forall 0 \leq p \leq N-1$,*

$$\sum_{c=0}^{N-1} \alpha_c^k = 1 \quad (4a)$$

$$\sum_{c=0}^p \alpha_c^k \leq \sum_{c=0}^p \alpha_c^{k+1} \quad (4b)$$

$$\sum_{c=0}^p \alpha_c^{k+1} - \alpha_c^k \geq \sum_{c=0}^p \alpha_c^{k+2} - \alpha_c^{k+1} \quad (4c)$$

Proof. Eq. (4a) makes an interesting observation that α_c^k always sums to 1 for the Shapley value.

$$\begin{aligned}
\sum_{c=0}^{N-1} \alpha_c^k &= \sum_{c=0}^{N-1} \frac{\binom{k+1}{N+k} \binom{N-1}{c} \binom{N+k-1}{c}^{-1}}{\binom{N+k}{c}} = \frac{(k+1)!(N-1)!}{(N+k)!} \sum_{c=0}^{N-1} \frac{(N+k-1-c)!}{(N-1-c)!k!} \\
&= \binom{N+k}{k+1}^{-1} \underbrace{\sum_{c=0}^{N-1} \binom{N+k-1-c}{k}}_{\text{Let } i \leftarrow N+k-1-c} = \binom{N+k}{k+1}^{-1} \sum_{i=k}^{N-k-1} \binom{i}{k} = \binom{N+k}{k+1}^{-1} \binom{N+k}{k+1} = 1 \quad \text{by the Hockey-Stick identity.}
\end{aligned}$$

Eq. (4b) states that α_c^k *shift* towards the smaller coalitions under growing k .

$$\begin{aligned}
\sum_{c=0}^p \alpha_c^k &= \sum_{c=0}^p \frac{\binom{k+1}{N+k} \binom{N-1}{c} \binom{N+k-1}{c}^{-1}}{\binom{N+k}{c}} = \binom{N+k}{k+1}^{-1} \sum_{c=0}^p \binom{N+k-1-c}{k} \\
&= \underbrace{\binom{N+k}{k+1}^{-1} \sum_{c=0}^{N-1} \binom{N+k-1-c}{k}}_{\stackrel{(1)}{=} 1} - \underbrace{\binom{N+k}{k+1}^{-1} \sum_{c=p+1}^{N-1} \binom{N+k-1-c}{k}}_{\stackrel{(2)}{=} \binom{N+k}{k+1}^{-1} \binom{N+k-p-1}{k+1}} = 1 - \frac{(N-1)!}{(N-p-2)!} \frac{1}{(N+k)\dots(N+k-p)}
\end{aligned}$$

where (1) is by Eq. (4a) and (2) is by the Hockey-Stick identity. Therefore,

$$\sum_{c=0}^p \alpha_c^{k+1} - \sum_{c=0}^p \alpha_c^k = \frac{(N-1)!}{(N-p-2)!} \frac{(N+k+1) - (N+k-p)}{(N+k+1)\dots(N+k-p)} = \frac{(N-1)!}{(N-p-2)!} \frac{p+1}{(N+k+1)\dots(N+k-p)} \geq 0.$$

Finally, Eq. (4c) leads to the change in the player's total payoff when adding one more replica decrease with growing k , i.e., the malicious player receives the most unit gain when replicating the first time. \square

As discussed previously, since the characteristic function is submodular, the average marginal contributions decrease with coalition sizes, the shift of importance weights towards larger coalitions as specified in Equation (4b) results in an increase in the payoff of the replicating player. Alternatively, in games with supermodular and replication-redundant characteristic functions, the average marginal contributions would increase with coalition sizes (cf. section 5.6.1), and hence under the Shapley value, the total payoff would decrease after replication as a result of Equation (4a) and (4b).

5.5. Designing Customized Replication-robust Payoff-Allocations

Next we describe how to apply the replication-robustness condition to the design of new robust solution concepts and illustrate this with an example.

Observation 1: To satisfy the robustness conditions in Eq. (3), it suffices to satisfy one of the following conditions for each summand of index (size) c :

$$\alpha_c^0 \geq \alpha_c^k, \text{ or monotonicity: } \alpha_c^k \geq \alpha_c^{k+1} \quad (5)$$

Observation 2: In an anonymous market, the identity of the replicating player and the number of replicas k are unavailable to the market.

We now derive a robust solution by down-weighting the Shapley value using these two observations. Our solution will take the following form, where γ is a function of the total number of players N and coalition size $|S|$, but not of the number of replicas k :

$$\tilde{\varphi}_i(N, v) := \sum_{S \subseteq N \setminus \{i\}} \gamma_N^{|S|} w_{|S|, N} MC_i(S) \quad (6)$$

where $w_{|S|, N} = \frac{|S|!(N-|S|-1)!}{N!}$ are the Shapley coefficients.

Definition 5.6. (*Robust Shapley value*) Eq.(6) with

$$\gamma_N^{|S|} = \begin{cases} \frac{\lceil \frac{N-1}{2} \rceil! \lfloor \frac{N-1}{2} \rfloor!}{|S|!(N-|S|-1)!} & \text{if } |S| < \lfloor \frac{N-1}{2} \rfloor, \\ 1 & \text{otherwise.} \end{cases}$$

defines the Robust Shapley value.

Corollary 5.7. *The Robust Shapley value (Definition 5.6) is replication-robust. Moreover, in a market game $G = (N, v)$, the loss for a malicious player i by replicating k times is at least: $\varphi_i^{\text{tot}}(0) - \varphi_i^{\text{tot}}(k) \geq \frac{1}{N} \sum_{c=0}^{N-1} (1 - \frac{k+1}{2^k}) \gamma_N^c z_i(c)$.*

Proof. The proof for this corollary can be found in the appendix. \square

The robust Shapley satisfies axioms symmetry (A1), null-player (A3), linearity (A4). Moreover, the total allocated payoff does not exceed the characteristic value $v(N)$.

5.6. Generalisation of our theoretical results

In this section, we discuss generalisations of our theoretical results to games with supermodular characteristic functions, and alternative related attack models.

5.6.1. Supermodular Characteristic Functions

We now demonstrate that our results can be extended to games with supermodular characteristic functions in a straightforward way. Specifically, Lemma 5.8 shows that the average marginal contributions $z_i(c)$ increases with coalition size, Theorem 5.9 states the condition for replication-robustness, and Theorem 5.10 discusses the behaviours of common solution concepts.

Lemma 5.8. *Given a supermodular characteristic function, the average marginal contribution $z_i(c)$ monotonic increases with coalition size c :*

$$\forall 0 \leq c < N - 1, \quad z_i(c) \leq z_i(c + 1).$$

Proof Sketch: To prove this lemma, we substitute the submodularity condition by supermodularity in the proof of Lemma 5.1 (i.e., $S_1 \subseteq S_2 \subseteq N \setminus \{i\} \implies MC_i(S_1) \leq MC_i(S_2)$), which then compares $z_i(c)$ and $z_i(c + 1)$ by matching the size- c coalitions with their size- $(c + 1)$ supersets. \square

The next example illustrates the changes in the total payoff of the malicious player:

Example 4 (Payoff Changes of the Malicious Player). *Let $G = (N, v)$ be a market game with 3 players $N = \{i, p, q\}$. The marginal contributions of player i are $MC_i(\emptyset) = 1$, $MC_i(\{p\}) = MC_i(\{q\}) = 2$, $MC_i(\{p, q\}) = 3$. Malicious player i replicates once and acts under two identities $S^R = \{i_1, i_2\}$. The induced game is $G^R = (N^R, v^R)$ where $N^R = \{i_1, i_2, p, q\}$, and v^R satisfies $\forall S \subseteq \{p, q\}$, $v^R(\{i_1\} \cup S) = v^R(\{i_2\} \cup S) = v(\{i\} \cup S)$.*

(1) *The average marginal contributions of player i in the original game are:*

$$z_i(0) = MC_i(\emptyset) = 1; \quad z_i(1) = \frac{1}{2}(MC_i(p) + MC_i(q)) = 2; \quad z_i(2) = MC_i(p, q) = 3.$$

(2) *Importance weights in the induced game according to Eq. (2):*

$$\begin{aligned} \text{(Shapley)} \quad w_{c, N+k} &:= \frac{1}{N+k} \binom{N+k-1}{c}^{-1} \implies \alpha_c^k = \frac{k+1}{N+k} \binom{N-1}{c} \binom{N+k-1}{c}^{-1}, \\ \text{(Banzhaf)} \quad w_{c, N+k} &:= \frac{1}{2^{N+k-1}} \implies \alpha_c^k = \frac{k+1}{2^{N+k-1}} \binom{N-1}{c}. \end{aligned}$$

(3) *The total payoffs of player i is $\varphi_i^{\text{tot}}(k) = \sum_{c=0}^{N-1} \alpha_c^k z_i(c)$, where $k = 0$ refers to before replication:*

$$\begin{aligned} \text{(Shapley)} \quad \varphi_i^{\text{tot}}(k=0) &= \frac{1}{3}(1 + 2 + 3) = 2; & \varphi_i^{\text{tot}}(k=1) &= 1 \cdot \frac{1}{2} + 2 \cdot \frac{1}{3} + 3 \cdot \frac{1}{6} = \frac{5}{3}. \\ \text{(Banzhaf)} \quad \varphi_i^{\text{tot}}(k=0) &= 1 \cdot \frac{1}{4} + 2 \cdot \frac{1}{2} + 3 \cdot \frac{1}{4} = 2; & \varphi_i^{\text{tot}}(k=1) &= 1 \cdot \frac{1}{4} + 2 \cdot \frac{1}{2} + 3 \cdot \frac{1}{4} = 2. \end{aligned}$$

Compared with the game in Example 3, the malicious player's total payoff decreases after replication under the Shapley value, which is opposite to the submodular case, whereas for the Banzhaf value, the total payoff of the malicious player stays invariant with the first replication for both cases. The next theorem presents the condition for replication-robustness under supermodular characteristic functions.

Theorem 5.9. *Assuming supermodularity and replication-redundancy of the characteristic function, a solution concept of the form $\varphi_i = \sum_{c=0}^{N-1} \alpha_c z_i(c)$ is replication-robust iff for any number of replicas k ,*

$$\forall 0 \leq p \leq N - 1, \quad \sum_{c=p}^{N-1} \alpha_c^0 \geq \sum_{c=p}^{N-1} \alpha_c^k, \quad (7)$$

where α_c^k is as defined in Eq.(2).

Proof Sketch: Given monotonic increasing average marginal contributions $z_i(c)$, the theorem can be shown in a similar way as theorem 5.3 for submodular characteristic functions. \square

Theorem 5.10. *Let $G = (N, v)$ be a market game where v is replication-redundant and supermodular, the Shapley value, Banzhaf value and Leave-one-out are replication-robust. For Shapley value, the total payoff of the malicious player is monotonic decreasing over number of replicas, and converges to i 's characteristic value, i.e., $\lim_{k \rightarrow \infty} \varphi_i^{\text{tot}}(k) = v(\{i\})$. For Banzhaf and LOO, $\lim_{k \rightarrow \infty} \varphi_i^{\text{tot}}(k) = 0$.*

Proof Sketch: For the Shapley value, we have shown in Lemma 5.5 that the for any number of replications k , the importance weights satisfy both Eq. (4a) $\sum_{c=0}^{N-1} \alpha_c^k = 1$, and Eq. (4b), $\forall p, \sum_{c=0}^p \alpha_c^k \leq \sum_{c=0}^p \alpha_c^{k+1}$, which together implies $\forall p, \sum_{c=p}^{N-1} \alpha_c^k \geq \sum_{c=p}^{N-1} \alpha_c^{k+1}$. Hence by Theorem 5.9, the Shapley value is replication-robust. The monotonicity part can be shown in a similar way as Corollary Appendix A.3. For the proof of Banzhaf value and leave-one-out, we have shown in the proof of theorem 5.4 that $\forall c, k, \alpha_c^k \geq \alpha_c^{k+1}$, hence they also satisfy Theorem 5.9 and are thus replication-robust. \square

5.6.2. Related Attack Models

We now discuss some more attack models and their relation to our replication attack model. Detailed derivations are in the appendix section Appendix A.6.

Perturbed Replication (ϵ -Replication-redundancy) After replicating into multiple parties, a malicious player may further perturb each of its replicas to avoid replica detection, such as adding noise and data transformations. We show that the difference between the payoff of a perturbed replica and a non-perturbed replica is a function of the marginal contribution induced by the perturbation. As such, perturbations which yield negligible or negative marginal value will yield negligible benefit compared with non-perturbed replicas. Therefore the replication-robust solutions as derived from the previous sections are also effective against the perturbed replication attacks.

Splitting or Replicating Subsets of Data A malicious player may also choose to replicate a subset of its data and act as another seller party (*subset replication*). Alternatively, a player may split its data and act as multiple sellers (*splitting*). We derive the payoff gain obtained by executing each of the three attack actions. Compared with the replication attack in our consideration (*replication*), we demonstrate that:

1. The Shapley value is most vulnerable towards replication: $\varphi_i^{\text{replication}} \geq \varphi_i^{\text{subset}}, \varphi_i^{\text{replication}} \geq \varphi_i^{\text{splitting}}$ i.e., our considered replication attack yields the total payoff that is no less than both subset replication and data splitting.

2. For the Banzhaf value, performing a splitting, subset replication, or replication action yields equal payoff gain.

Proof for the Shapley value. In the market game $G = (N, v)$, malicious player i performs one of the three attacks and carries the identities $S^R = \{i_0, \dots, i_k\}$: (1) Replication: each identity holds data $i_k^{\text{rep}} = D_i$; (2) Splitting: each identity i_k^{split} holds a disjoint subset of the data $D_{i_k^{\text{split}}} \subseteq D_i$; (3) Subset replication: each identity i_k^{sub} holds a subset of the data $D_{i_k^{\text{sub}}} \subseteq D_i$ while $D_{i_0^{\text{sub}}} = D_i$; the total payoff of the malicious player is $\varphi_{\text{tot}} = \sum_{i_k \in S^R} \varphi_{i_k}$. Due to Shapley's efficiency axiom, $\varphi_{\text{tot}} + \sum_{j \in N \setminus \{i\}} \varphi_j = 1$, where φ_{tot} is the total payoff of the malicious player, and j are the other (honest) players. Therefore, to show that replication yields the largest total payoff for the malicious player, we only need to show the honest players receive the least payoff. For any honest player $j \in N \setminus \{i\}$, $\varphi_j = \sum_{S \subseteq N \setminus \{i, j\}, S^r \subseteq S^R} w_{|S \cup S^r|, N+k} MC_j(S \cup S^r)$. For each identity $i_k \in S^r$, the data held due to splitting and subset replication are a subset of the data held by replication: $D_{i_k^{\text{split}}} \subseteq D_{i_k^{\text{rep}}}$ and $D_{i_k^{\text{sub}}} \subseteq D_{i_k^{\text{rep}}}$. Hence $\bigcup_{i_k \in S^r} D_{i_k^{\text{split}}} \subseteq \bigcup_{i_k \in S^r} D_{i_k^{\text{rep}}}$; and $\bigcup_{i_k \in S^r} D_{i_k^{\text{sub}}} \subseteq \bigcup_{i_k \in S^r} D_{i_k^{\text{rep}}}$. Then by submodularity, the marginal contribution of player j against the replicating identities is no greater than splitting and subset replications: $\forall S^r \subseteq S^R$,

$$MC_j(S \cup \bigcup_{i^k \in S^r} D_{i^k}^{\text{rep}}) \leq MC_j(S \cup \bigcup_{i^k \in S^r} D_{i^k}^{\text{split}})$$

$$MC_j(S \cup \bigcup_{i^k \in S^r} D_{i^k}^{\text{rep}}) \leq MC_j(S \cup \bigcup_{i^k \in S^r} D_{i^k}^{\text{sub}})$$

Therefore, the payoff of an honest player φ_j against the replicating player is smallest. And hence using the efficiency axiom, we conclude that the total payoff to a malicious player by replication is no less than replicating subsets and splitting. Proof for the Banzhaf value is in the appendix. \square

6. Efficient Computation

The computation of the so far considered solution concepts is computationally demanding. It requires the evaluation of $v(\cdot)$ for a large number of coalitions, each involving the training of ML models. As this quickly becomes infeasible, methods for approximating the solution concepts are crucial. In this section, we introduce a sampling algorithm which efficiently approximates a wide range of solution concepts.

6.1. Baselines

Prior approximation methods mainly focused on Shapley value and specific game types [37, 46]:

Random Sampling [36, 6] samples T permutations π^t of players, iteratively computes the marginal contribution MC_i^t of each player i towards the preceding players in π^t , and approximates the Shapley value of each player by averaging over the samples $\hat{\varphi}_i^S = \frac{1}{T} \sum_t MC_i^t$.

Stratified Sampling [38] approximates for each player the average marginal contributions $z_i(c)$ over size- c coalitions, and then computes the Shapley value by averaging over $z_i(c)$'s.

Group Testing [5] shares the sampled coalitions among players. In each turn t , it draws a coalition S_t of a sampled size k_t . By estimating players' pairwise differences $\Delta \hat{\varphi}_{ij} \propto \sum_t (\mathbb{1}_{i \in S_t} - \mathbb{1}_{j \in S_t}) v(S_t)$, and using the sum of their values $v(N)$, the Shapley values can be obtained via a feasibility program.

Random sampling and group testing cannot be used to approximate solution concepts beyond the Shapley value without modification: the former performs uniform permutation sampling, and the latter requires the total allocated payoff, which can only be efficiently obtained for the Shapley value as $v(N)$ by the Efficiency Axiom (A2)). Stratified sampling can be extended beyond the Shapley value through Equation 1, however, with a growing number of players, separate assignment of samples to players can be suboptimal.

6.2. A Novel Sampling Algorithm

Motivated by the above considerations, we propose a novel sampling algorithm (Algorithm 1) which applies to any marginal contribution-based solution concept as defined by Equation 1. Our algorithm improves sample efficiency for approximating the payoff of players by re-writing their average marginal contributions, which enables sample sharing among the players. Furthermore, the algorithm extends to solution concepts beyond the Shapley value through approximating the total allocated payoff.

Theorem 6.1. *Let $G = (N, v)$ be a market game and a solution concept defined as $\varphi_i = \sum_{c=0}^{N-1} \alpha_c z_i(c)$, Algorithm 1 provides unbiased estimators $\hat{\varphi}_i$ and $\hat{\varphi}_{\text{all}}$ for the payoff of all players i , and the total payoff allocated to all players.*

Proof Sketch. We show that the estimators $\hat{\varphi}_i = \sum_{c=0}^{N-1} \alpha_c \frac{N}{N-c} [\frac{N-c}{N} \bar{U}_i(c+1) + \frac{c}{N} \bar{U}_i(c) - U_c]$ and $\hat{\varphi}_{\text{all}} = N \sum_{c=0}^{N-1} \alpha_c (U_{c+1} - U_c)$ are unbiased estimators for φ_i and φ_{all} respectively, by proving $\mathbb{E}[\hat{\varphi}_i] = \varphi_i$ and $\mathbb{E}[\hat{\varphi}_{\text{all}}] = \varphi_{\text{all}}$. The derivations are extended thus deferred to the appendix. \square

Algorithm 1 Payoff Allocation Approximation

Input: T : number of samples, N : the set of players, $q(c)$: any sampling distribution over coalition sizes c , α_c : weights of φ as defined in Equation (1).

Output: estimated payoff value $\hat{\varphi}'_i$ of each player

- 1: **Step 1: Sampling coalitions and computing utilities**
 - 2: **for** $t = 1, 2, \dots, T$ **do**
 - 3: Draw coalition size $c_t \sim q(c)$
 - 4: Uniformly sample coalition $S_t \subseteq N$ of size c_t
 - 5: Compute $v(S_t)$
 - 6: **end for**
 - 7: $U_c \leftarrow \frac{1}{||S_t|=c|} \sum_{|S_t|=c} v(S_t)$ for all c
 - 8: $\bar{U}_i(c) \leftarrow \frac{1}{||S_t|=c, i \in S_t|} \sum_{|S_t|=c, i \in S_t} v(S_t)$ for all c and i
 - 9: **Step 2: Approximating players' values**
 - 10: $\hat{\varphi}_i \leftarrow \sum_{c=0}^{N-1} \alpha_c \frac{N}{N-c} (\frac{N-c}{N} \bar{U}_i(c+1) + \frac{c}{N} \bar{U}_i(c) - U_c)$
 - 11: Compute players' pairwise differences $\Delta \hat{\varphi}_{ij} \leftarrow \hat{\varphi}_i - \hat{\varphi}_j$,
 - 12: Compute total payoff $\hat{\varphi}_{\text{all}} \leftarrow N \sum_{c=0}^{N-1} \alpha_c (U_{c+1} - U_c)$
 - 13: Find $\hat{\varphi}'_i$ by solving a feasibility program (see Appendix) with constraints:
 - 14: $\sum_i \hat{\varphi}'_i = \hat{\varphi}_{\text{all}}, |(\hat{\varphi}'_i - \hat{\varphi}'_j) - \Delta \hat{\varphi}_{ij}| \leq \epsilon$ for $\forall i, j \in N$
-

Algorithm 1 works as follows: It first samples coalitions according to a user-defined distribution $q(c)$ over size c , then approximates the payoff of each player according to $\hat{\varphi}_i = \sum_{c=0}^{N-1} \alpha_c \frac{N}{N-c} (\frac{N-c}{N} \bar{U}_i(c+1) + \frac{c}{N} \bar{U}_i(c) - U_c)$, where $\bar{U}_i(c)$ is the average value of sampled size- c coalitions that contain player i , and U_c is the average value of all sampled coalitions of size c . Next, we go through a feasibility program which outputs the estimated payoff of each player, making use of the players' pairwise differences computed from the last step and the approximated total allocated payoff $\hat{\varphi}_{\text{all}} \leftarrow N \sum_{c=0}^{N-1} \alpha_c (U_{c+1} - U_c)$. More details are presented in the appendix.

The sampling algorithm reduces the number of characteristic value evaluations from 2^N to the number of samples. All other calculations incur negligible time. Orthogonal to a sampling based approach, approximations to the characteristic values $v(S)$ can be applied to further improve efficiency, but this is not the focus of this paper.

6.3. Facility Location Function

To further test our sampling algorithm on a larger scale problem, we use the facility location function [47], where the ground truth Shapley value and Banzhaf value can be efficiently computed. In the following we will define the facility function and compute closed-form solutions to the Shapley and Banzhaf value.

Definition 6.2 (Facility Location Function). *Let D be a set of customers and V a set of facility locations. Define a utility function $u : V \times D \rightarrow \mathbb{R}_+$, represented by a matrix $U \in \mathbb{R}_+^{|V| \times |D|}$, where each $u_{id} \in W$ is the utility of customer d for facility i . The facility location function $Fac(S) = \sum_d \max_{i \in S} u_{id}$.*

To see the facility location function in the context of a cooperative game, consider the set of players as the set of facility locations V , and the characteristic function as the facility location function $v(S) = Fac(S)$. The following two theorems compute the Shapley value and Banzhaf value of a facility location.

Theorem 6.3. *The Shapley value of a facility location function can be computed as*

$$\varphi_i = \sum_{i=1}^d \left[u_{id} \frac{1}{n - |V_{id}|} - \sum_{t=1}^{|V_{id}|} \frac{1}{(|V| - |V_{id}| + t - 1) + (|V| - |V_{id}| + t - 1)^2} u_{e_{it}^d} \right],$$

where $V_{id} = \{j \in V \mid u_{jd} \leq u_{id}\}$ and e_{it}^d is the t -th largest element after element i for dimension d .

Proof Sketch. We let $v(S)$ denote $\text{Fac}(S)$ and $n := |V|$. For simplicity, we denote $w_{|S|}$ as $w_{|S|,n}$. Observe

$$\varphi_i = \sum_{S \subseteq V-i} w_{|S|} (v(S \cup \{i\}) - v(S)) \stackrel{(1)}{=} \sum_{i=1}^d \left[\underbrace{\sum_{S \subseteq V_{id}} w_{|S|} u_{id}}_{(\#1)} - \underbrace{\sum_{S \subseteq V_{id}} w_{|S|} \max_{j \in S} u_{jd}}_{(\#2)} \right],$$

where (1) is because the marginal contribution for dimension d is zero unless i is the largest element for that dimension and $V_{id} = \{j \in V \mid u_{jd} \leq u_{id}\}$ is the coalition of all elements which have smaller values in the d -th dimension than element i . And by definition of the Shapley value $w_{|S|} := \frac{1}{n} \binom{n-1}{|S|}^{-1}$. Intuitively, along each dimension d , (#1) is a weighted sum over coalitions S where i is the largest element; and (#2) sums up for each $j \in V_{id}$ over all coalitions $S \subseteq V_{id}$, $j \in S$ where j is the largest element. The full proof is extended thus deferred to the appendix. \square

Theorem 6.4. *The Banzhaf value of a facility location function can be computed as*

$$\varphi_i = \frac{1}{2^{|V|-1}} \sum_{i=1}^d \left[2^{|V_{id}|} u_{id} - \sum_{t=1}^{|V_{id}|} 2^{|V_{id}|-t} u_{e_{it}^d} \right],$$

where $V_{id} = \{j \in V \mid u_{jd} \leq u_{id}\}$ and e_{it}^d is the t -th largest element after element i for dimension d .

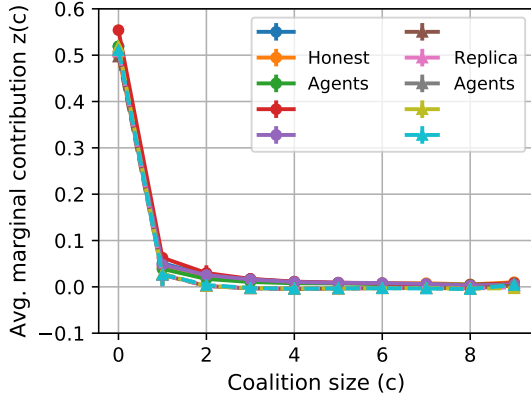
7. Experiments

In this section, we empirically justify our assumptions on the properties of machine learning models' performances. Then we compare the replication-robustness of a range of solution concepts. Finally, we show significantly improved sample complexity of our sampling algorithm over the baselines.

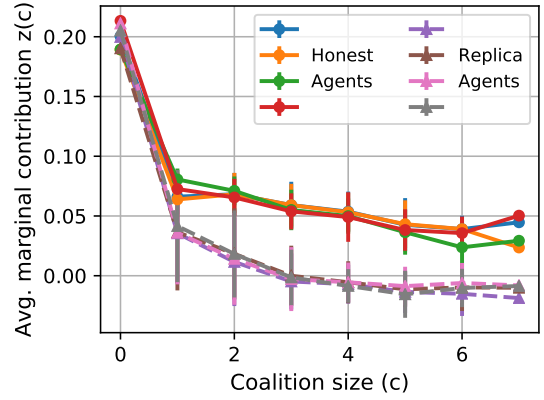
Datasets. We use three datasets of varied sizes:

- (a) *Covertime* [2]: using the 10 continuous attributes, 7 classes. 5 honest players each holds 1000 datapoints, 5 replicas share the same 1000 datapoints.
- (b) *CIFAR-100* [48]: 32x32x3 images of 20 superclasses, 100 subclasses. 4 sets of experiments are performed with varied data assignments where the players have data of all/disjoint/mixed classes.
- (c) *Tiny ImageNet* [49]: 64x64x3 images of 20 random classes. 3 honest players each holds 2000 datapoints and 3 replicas holds the same 2000 datapoints.

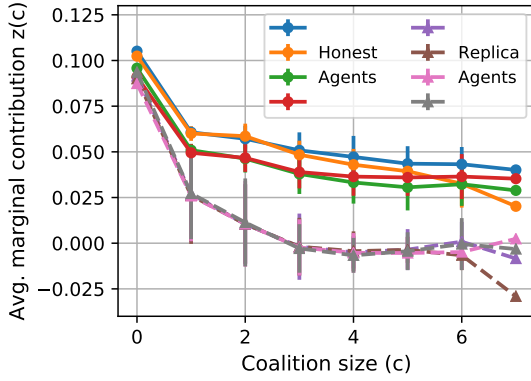
Models. We used a 4-layer (512 units) fully-connected neural network for the Covertime classification. For CIFAR-100 and Tiny-ImageNet, we used the VGG-16 network [50]. More details on data assignment (Table B.2) and training (e.g. the optimization algorithm) can be found in the appendix.



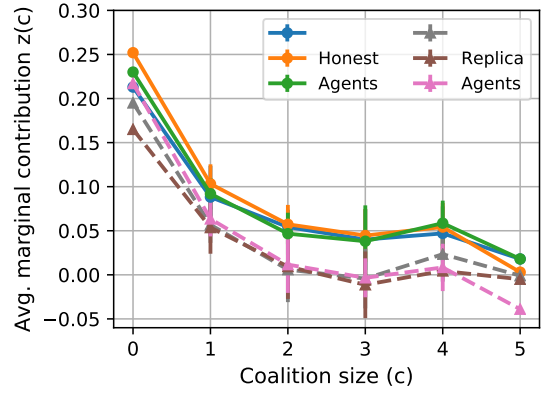
(a) Covertypes



(b) CIFAR-100 (uniform)



(c) CIFAR-100 (disjoint)



(d) Tiny ImageNet

Figure 4: Average marginal contributions $z_i(c)$ across various datasets. Solid lines are non-replicating players while dashed lines are replicas which belong to the malicious player. Error bars show standard deviations of the marginal contributions of each coalition size. Observe that $z_i(c)$ decrease monotonically with coalition size as a result of submodularity.

7.1. Results

Properties of the Accuracy We empirically validate assumption 1 on *submodularity* and assumption 2 on *replication redundancy*. Figure 4 shows the average marginal contributions $z_i(c)$ for each player over coalition sizes c . Observe that $z_i(c)$ is monotonic decreasing, which according to Lemma 5.1, is a result of the submodularity of the accuracy. The curves validates replication redundancy with $z_i(c) \approx 0$ for the replicas when c exceeds the number of honest players. Moreover, the standard deviation of $z_i(c)$ is high for the replicas, due to the difference in their marginal contributions when joining a coalition with/without another replica.

Replication Robustness Figure 5 compares the replication-robustness properties of various solution concepts. The curves show the change in total payoffs of the replicating player as a percentage of the total allocated payoffs, over growing number of replicas. The Covertypes, CIFAR, and Tiny ImageNet start with 5,4,3 honest players respectively and 1 malicious player, and gradually increase the number of replicas. In all settings, the Shapley value is vulnerable to replication, and the total share of value gained by the replica player increases. Both Banzhaf and Robust Shapley value are replication-robust.

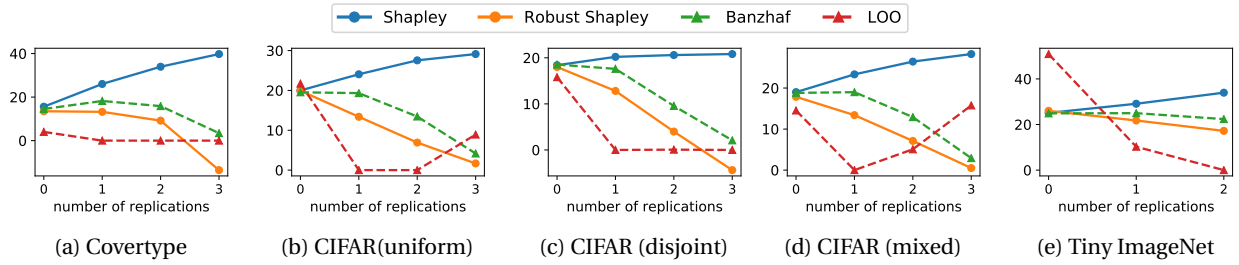


Figure 5: Percentage of total replica values in the total allocated payoffs w.r.t number of replicas. Along the x-axis, we increase the number of replicas by the malicious player, e.g. $x=3$ refers to an induced game where the malicious player holds 4 replicas.

	# samples	Random Sampling		Stratified Sampling		Group Testing		Ours	
		64	128	64	128	64	128	64	128
Covertype	Shapley	0.93 ± 0.16	0.63 ± 0.11	1.30 ± 0.86	0.89 ± 0.32	2.98 ± 0.26	2.04 ± 0.46	0.06 ± 0.02	0.04 ± 0.01
	Banzhaf	-	-	0.66 ± 0.23	0.53 ± 0.10	-	-	0.31 ± 0.12	0.25 ± 0.11
	Robust Shapley	-	-	0.41 ± 0.20	0.30 ± 0.12	-	-	0.24 ± 0.07	0.23 ± 0.08
CIFAR-100	Shapley	0.23 ± 0.12	0.16 ± 0.06	0.30 ± 0.14	0.22 ± 0.11	1.08 ± 0.44	0.67 ± 0.28	0.13 ± 0.05	0.08 ± 0.03
	Banzhaf	-	-	0.31 ± 0.24	0.27 ± 0.25	-	-	0.20 ± 0.10	0.10 ± 0.04
	Robust Shapley	-	-	0.26 ± 0.15	0.16 ± 0.08	-	-	0.19 ± 0.09	0.11 ± 0.04
Tiny ImageNet	Shapley	0.38 ± 0.14	0.24 ± 0.12	0.44 ± 0.19	0.24 ± 0.15	1.34 ± 0.39	0.91 ± 0.29	0.12 ± 0.06	0.09 ± 0.03
	Banzhaf	-	-	0.63 ± 0.39	0.53 ± 0.22	-	-	0.42 ± 0.12	0.26 ± 0.09
	Robust Shapley	-	-	0.88 ± 0.46	0.67 ± 0.35	-	-	0.60 ± 0.16	0.38 ± 0.16
Random Function	Shapley	0.46 ± 0.11	0.36 ± 0.07	0.40 ± 0.21	0.21 ± 0.15	2.00 ± 0.35	1.40 ± 0.33	0.12 ± 0.02	0.08 ± 0.02
	Banzhaf	-	-	1.06 ± 0.45	0.69 ± 0.20	-	-	0.51 ± 0.50	0.23 ± 0.05
	Robust Shapley	-	-	1.09 ± 0.38	0.83 ± 0.16	-	-	0.50 ± 0.20	0.28 ± 0.09
Facility Location	# samples	256		256		256		256	
	Shapley ($N=128$)	1.57 ± 0.04		0.95 ± 0.06		57.3 ± 6.61		0.08 ± 0.002	
	Banzhaf ($N=64$)	-		1.59 ± 0.99 ($\varphi_{\text{all}} 14.99 ± 0.99$)		-		0.72 ± 0.10 ($\varphi_{\text{all}} 0.40 ± 0.02$)	

Table 1: Relative error of the sampling algorithms. Bold font indicates best result for each dataset and number of samples.

The Robust Shapley value is furthermore budget-efficient, i.e., the total allocated payoffs do not exceed the value of the grand coalition. Leave-one-out only includes a player’s marginal contribution towards all other players, which can be sensitive to the randomness during training. We plot the percentage for easy comparison, which also preserves the trend of the actual value.

Efficient Sampling We compare the performances of our novel sampling algorithm against baseline approaches, namely, *random sampling*, *stratified sampling*, and *group testing*. We run them to approximate the Shapley value, Banzhaf value and Robust Shapley value across all three datasets, and an additional simulated monotonic random function which contains 10 players of varied importance. To further test the algorithms on a larger scale, we compare the algorithms on a facility location function[47], where the ground truth Shapley value (128 players) and Banzhaf value (64 players) can be efficiently computed (the random function and facility location function are defined in the appendix). We present the mean and standard deviation of the *relative error* $\eta_{\text{error}} = |1 - \frac{v_{\text{approx.}}}{v_{\text{actual}}}|$ in Table 1 across 10 seeds. Empty entries (-) indicate the algorithm cannot be applied to approximate the solution concept, and φ_{all} are relative error on the total allocated payoff. Compared with all baselines, our algorithm significantly reduces the relative error and standard deviation on all tasks and datasets.

8. Conclusions

We considered the problem of replication-robust payoff-allocation in machine learning data marketplaces. In particular, we studied properties and remedies for replication attacks on such data markets when the Shapley value is commonly employed for payoff-allocation. We characterized the causes of vulnerabilities to replication attacks and derived conditions for avoiding these vulnerabilities. To make the payoff-allocation practically feasible, we introduced a novel approximation algorithm for the payoffs which can be applied whenever these payoffs are defined through marginal contributions. We validated our findings in a large set of experiments and empirically demonstrated the low sample complexity of our approximation algorithm.

9. Acknowledgements

Wooldridge was supported by a JPMorgan faculty award and by the Alan Turing Institute, London.

References

- [1] J. Deng, W. Dong, R. Socher, L.-J. Li, K. Li, L. Fei-Fei, ImageNet: A Large-Scale Hierarchical Image Database, in: IEEE Conference on Computer Vision and Pattern Recognition (CVPR), 2009.
- [2] D. Dua, C. Graff, UCI machine learning repository (2017).
URL <http://archive.ics.uci.edu/ml>
- [3] T. Stadelmann, M. Amirian, I. Arabaci, M. Arnold, G. F. Duivesteijn, I. Elezi, M. Geiger, S. Lörwald, B. B. Meier, K. Rombach, et al., Deep learning in the wild, in: IAPR Workshop on Artificial Neural Networks in Pattern Recognition, Springer, 2018, pp. 17–38.
- [4] Y. Roh, G. Heo, S. E. Whang, A survey on data collection for machine learning: a big data-ai integration perspective, IEEE Transactions on Knowledge and Data Engineering.
- [5] R. Jia, D. Dao, B. Wang, F. A. Hubis, N. Hynes, N. M. Gürel, B. Li, C. Zhang, D. Song, C. J. Spanos, Towards efficient data valuation based on the shapley value, in: International Conference on Artificial Intelligence and Statistics (AISTATS), 2019, pp. 1167–1176.
- [6] A. Agarwal, M. Dahleh, T. Sarkar, A marketplace for data: An algorithmic solution, in: Proceedings of the 2019 ACM Conference on Economics and Computation, 2019, pp. 701–726.
- [7] G. Chalkiadakis, E. Elkind, M. Wooldridge, Computational Aspects of Cooperative Game Theory, Morgan & Claypool Publishers, 2011.
- [8] S. B. Cohen, E. Ruppín, G. Dror, Feature selection based on the shapley value, in: International Joint Conference on Artificial Intelligence (IJCAI), Vol. 5, 2005, pp. 665–670.
- [9] J. Pei, A survey on data pricing: from economics to data science, ArXiv abs/2009.04462.
- [10] S. Fricker, Y. Maksimov, Pricing of data products in data marketplaces, in: ICSOB, 2017.
- [11] L. Chen, P. Koutris, A. Kumar, Towards model-based pricing for machine learning in a data marketplace, Proceedings of the 2019 International Conference on Management of Data.
- [12] F. Liang, W. Yu, D. An, Q. Yang, X. Fu, W. Zhao, A survey on big data market: Pricing, trading and protection, IEEE Access 6 (2018) 15132–15154.
- [13] H. Yu, M. Zhang, Data pricing strategy based on data quality, Comput. Ind. Eng. 112 (2017) 1–10.
- [14] A. Muschalle, F. Stahl, A. Löser, G. Vossen, Pricing approaches for data markets, in: BIRTE, 2012.
- [15] F. Schomm, F. Stahl, G. Vossen, Marketplaces for data: an initial survey, SIGMOD Rec. 42 (2013) 15–26.
- [16] M. Zhang, F. Beltrán, A survey of data pricing methods, Available at SSRN 3609120.
- [17] S. Sen, C. Joe-Wong, S. Ha, M. Chiang, A survey of smart data pricing: Past proposals, current plans, and future trends, Acm computing surveys (csur) 46 (2) (2013) 1–37.
- [18] C. Niu, Z. Zheng, F. Wu, S. Tang, X. Gao, G. Chen, Unlocking the value of privacy: Trading aggregate statistics over private correlated data, in: Proceedings of the 24th ACM SIGKDD International Conference on Knowledge Discovery & Data Mining, 2018, pp. 2031–2040.
- [19] M. Wooldridge, An introduction to multiagent systems, John Wiley & sons, 2009.
- [20] L. S. Shapley, A value for n-person games, Contributions to the Theory of Games 2 (28) (1953) 307–317.
- [21] A. E. Roth, The Shapley value: essays in honor of Lloyd S. Shapley, Cambridge University Press, 1988.

- [22] E. Lehrer, An axiomatization of the banzhaf value, *International Journal of Game Theory* 17 (2) (1988) 89–99.
- [23] P. Dubey, A. Neyman, R. J. Weber, Value theory without efficiency, *Mathematics of Operations Research* 6 (1) (1981) 122–128.
- [24] M. K. Tarkowski, P. L. Szczepański, T. P. Michalak, P. Harrenstein, M. Wooldridge, Efficient computation of semivalues for game-theoretic network centrality, *Journal of Artificial Intelligence Research* 63 (2018) 145–189.
- [25] O. Ohrimenko, S. Tople, S. Tschisatschek, Collaborative machine learning markets with data-replication-robust payments, arXiv preprint arXiv:1911.09052.
- [26] H. Aziz, Y. Bachrach, E. Elkind, M. Paterson, False-name manipulations in weighted voting games, *Journal of Artificial Intelligence Research* 40 (2011) 57–93.
- [27] N. Ohta, V. Conitzer, Y. Satoh, A. Iwasaki, M. Yokoo, Anonymity-proof shapley value: extending shapley value for coalitional games in open environments, in: *Proceedings of the 7th international joint conference on Autonomous agents and multiagent systems-Volume 2*, 2008, pp. 927–934.
- [28] Y. Bachrach, D. C. Parkes, J. S. Rosenschein, Computing cooperative solution concepts in coalitional skill games, *Artificial Intelligence* 204 (2013) 1–21.
- [29] C. Molnar, *Interpretable machine learning*, Lulu. com, 2020.
- [30] E. Štrumbelj, I. Kononenko, Explaining prediction models and individual predictions with feature contributions, *Knowledge and information systems* 41 (3) (2014) 647–665.
- [31] D. Janzing, L. Minorics, P. Blöbaum, Feature relevance quantification in explainable ai: A causal problem, in: *International Conference on Artificial Intelligence and Statistics*, PMLR, 2020, pp. 2907–2916.
- [32] M. Sundararajan, A. Najmi, The many shapley values for model explanation, in: *International Conference on Machine Learning*, PMLR, 2020, pp. 9269–9278.
- [33] S. M. Lundberg, G. G. Erion, S.-I. Lee, Consistent individualized feature attribution for tree ensembles, arXiv preprint arXiv:1802.03888.
- [34] J. Chen, L. Song, M. J. Wainwright, M. I. Jordan, L-shapley and c-shapley: Efficient model interpretation for structured data, in: *International Conference on Learning Representations (ICLR)*, 2019.
- [35] S. Lundberg, S.-I. Lee, A unified approach to interpreting model predictions, arXiv preprint arXiv:1705.07874.
- [36] J. Castro, D. Gómez, J. Tejada, Polynomial calculation of the shapley value based on sampling, *Computers & Operations Research* 36 (5) (2009) 1726–1730.
- [37] S. S. Fatima, M. Wooldridge, N. R. Jennings, A linear approximation method for the shapley value, *Artificial Intelligence* 172 (14) (2008) 1673–1699.
- [38] S. Maleki, L. Tran-Thanh, G. Hines, T. Rahwan, A. Rogers, Bounding the estimation error of sampling-based shapley value approximation, arXiv preprint arXiv:1306.4265.
- [39] J. Castro, D. Gómez, E. Molina, J. Tejada, Improving polynomial estimation of the shapley value by stratified random sampling with optimum allocation, *Computers & Operations Research* 82 (2017) 180–188.
- [40] A. Ghorbani, J. Zou, Data shapley: Equitable valuation of data for machine learning, in: *International Conference on Machine Learning (ICML)*, 2019, pp. 2242–2251.
- [41] H. Haller, Collusion properties of values, *International Journal of Game Theory* 23 (3) (1994) 261–281.
- [42] R. van den Brink, Efficiency and collusion neutrality in cooperative games and networks, *Games and Economic Behavior* 76 (1) (2012) 344–348.
- [43] P. H. Knudsen, L. P. Østerdal, Merging and splitting in cooperative games: some (im) possibility results, *International Journal of Game Theory* 41 (4) (2012) 763–774.
- [44] M. Domènech, J. M. Giménez, M. A. Puente, Some properties for probabilistic and multinomial (probabilistic) values on cooperative games, *Optimization* 65 (7) (2016) 1377–1395.
- [45] K. Kirchhoff, J. Bilmes, Submodularity for data selection in machine translation, in: *Proceedings of the 2014 Conference on Empirical Methods in Natural Language Processing (EMNLP)*, 2014, pp. 131–141.
- [46] Y. Bachrach, E. Markakis, A. D. Procaccia, J. S. Rosenschein, A. Saberi, Approximating power indices, in: *International Conference on Autonomous Agents and Multiagent Systems (AAMAS)*, 2008, pp. 943–950.
- [47] G. Cornuéjols, G. Nemhauser, L. Wolsey, The uncapacitated facility location problem, Tech. rep., Cornell University Operations Research and Industrial Engineering (1983).
- [48] A. Krizhevsky, Learning multiple layers of features from tiny images, Tech. rep. (2009).
- [49] F. Li, A. Karpathy, J. Johnson, Tiny imagenet visual recognition challenge. URL <https://tiny-imagenet.herokuapp.com/>
- [50] K. Simonyan, A. Zisserman, Very deep convolutional networks for large-scale image recognition, arXiv preprint arXiv:1409.1556.

Appendix A. Proofs

Appendix A.1. Proofs for Section 4.2 Solution concepts in the Anonymous Market – Equation 1

$$\varphi_i = \sum_{c=0}^{N-1} \alpha_c z_i(c) \quad (1)$$

$$\text{where } z_i(c) := \frac{1}{\binom{N-1}{c}} \sum_{S \subseteq N \setminus \{i\}, |S|=c} MC_i(S)$$

Proof. By grouping the marginal contributions of player i towards equal-sized coalitions, the payoff of the player φ_i can be re-written as a weighted combination of the average marginal contributions to each coalition size c .

$$\begin{aligned} \varphi_i(N, v) &= \sum_{S \subseteq N \setminus \{i\}} w_{|S|, N} MC_i(S) \\ &= \sum_{c=0}^{N-1} \sum_{|S|=c, S \subseteq N \setminus \{i\}} w_{|S|, N} MC_i(S) = \sum_{c=0}^{N-1} w_{|S|, N} \sum_{|S|=c, S \subseteq N \setminus \{i\}} MC_i(S) \\ &= \sum_{c=0}^{N-1} \underbrace{\binom{N-1}{c} w_{|S|, N}}_{\alpha_c} \underbrace{\left(\binom{N-1}{c} \right)^{-1} \sum_{|S|=c, S \subseteq N \setminus \{i\}} MC_i(S)}_{z_i(c)} \\ &= \sum_{c=0}^{N-1} \alpha_c z_i(c). \quad \square \end{aligned}$$

Appendix A.2. Proofs for Section 5.2: Payoff Changes under Replication – Corollary Appendix A.1, Lemma 5.5

Equation 2 with Common Solution Concepts We next apply Equation 2 to compute the total payoff of replicating player i under common solution concepts.

Corollary Appendix A.1. *The total payoff of a malicious player i after k -replications can be expressed as $\varphi_i^{\text{tot}}(k) = \sum_{c=0}^{N-1} \alpha_c^k z_i(c)$ such that for Leave-one-out $\alpha_c^k = \mathbb{1}_{c=N-1, k=0}$, for the Shapley value $\alpha_c^k = \frac{(k+1) \binom{N-1}{c}}{(N+k) \binom{N+k-1}{c}}$, and the Banzhaf value $\alpha_c^k = \frac{(k+1)}{2^{N+k-1}} \binom{N-1}{c}$.*

Proof. (a) Shapley Value:

$$\begin{aligned} \varphi_i^{\text{tot}}(k) &= (k+1) \sum_{S \subseteq N^R \setminus \{i_k\}} \frac{|S|!(N+k-|S|-1)!}{(N+k)!} MC_{i_k}(S) \\ &= (k+1) \sum_{S \subseteq N^R \setminus S_R} \frac{|S|!(N-|S|+k-1)!}{(N+k)!} MC_{i_k}(S) + \underbrace{\sum_{S \subseteq N^R \setminus \{i_k\}, S \cap S_R \neq \emptyset} \frac{|S|!(N-|S|+k-1)!}{(N+k)!} MC_{i_k}(S)}_{=0, \text{ by replication-redundancy}} \\ &= (k+1) \sum_{S \subseteq N \setminus \{i\}} \frac{|S|!(N-|S|+k-1)!}{(N+k)!} MC_i(S) \\ &= (k+1) \sum_{c=0}^{N-1} \frac{1}{(N+k) \binom{N+k-1}{c}} \sum_{S \subseteq N \setminus \{i\}, |S|=c} MC_i(S) \\ &= \sum_{c=0}^{N-1} \frac{k+1}{N+k} \binom{N-1}{c} \binom{N+k-1}{c}^{-1} z_i(c) \end{aligned}$$

(b) Banzhaf Value:

$$\begin{aligned}
\varphi_i^{\text{tot}}(k) &= \frac{(k+1)}{2^{N+k-1}} \sum_{S \subseteq N^R \setminus \{i_k\}} MC_{i_k}(S) \\
&= \frac{(k+1)}{2^{N+k-1}} \sum_{S \subseteq N^R \setminus S_R} MC_{i_k}(S) = \frac{(k+1)}{2^{N+k-1}} \sum_{S \subseteq N \setminus \{i\}} MC_i(S) \\
&= \frac{(k+1)}{2^{N+k-1}} \sum_{c=0}^{N-1} \binom{N-1}{c} z_i(c) = \sum_{c=0}^{N-1} \frac{(k+1)}{2^{N+k-1}} \binom{N-1}{c} z_i(c)
\end{aligned}$$

(c) Leave-one-out:

(i) $\alpha_c^k = 1$ if $c = N-1, k = 0$: Leave-one-out assigns to each player its marginal contribution towards the coalition containing all other players.

(ii) $\alpha_c^k = 0$ otherwise: By replication-redundancy, as long as there exists one replica, i.e, $k \geq 0$, the marginal contribution of this player towards all other players will be 0. \square

Appendix A.3. Proof for Section 5.3: Replication Robustness Conditions – Theorem 5.3

Theorem 5.3. *Assuming submodularity and replication-redundancy of the accuracy function, a solution concept of the form $\varphi_i = \sum_{c=0}^{N-1} \alpha_c z_i(c)$ is replication-robust iff for any number of replicas k ,*

$$\forall 0 \leq p \leq N-1, \sum_{c=0}^p \alpha_c^0 \geq \sum_{c=0}^p \alpha_c^k, \quad (3)$$

where α_c^k is as defined in Eq.(2).

Proof. We have proven the sufficiency condition in the main text, and will now show the necessary condition.

Necessity. We now show that Eq. (3) is also a necessary condition. We will prove by contradiction: Let $\tilde{\delta}_c^k := \alpha_c^0 - \alpha_c^k$. Assume the contrary: $\exists Q_m = \{q_0, q_1, \dots, q_m\}$ s.t. $q_0 < q_1 < \dots < q_m \leq N-1, \forall q \in Q_m, \sum_{c=0}^q \tilde{\delta}_c^k < 0$. We can construct $z_i(c)$'s which violates replication robustness. From the contrary assumption:

$$\left. \begin{aligned} \sum_{c=0}^p \tilde{\delta}_c^k &< 0 && \text{if } p = q_0 \\ &\geq 0 && \text{if } p < q_0 \end{aligned} \right\}$$

Let $\gamma < 1$, such that $\sum_{c=0}^{q_0-1} \tilde{\delta}_c^k = \gamma |\tilde{\delta}_{q_0}^k|$. Let $z_i(c) = 0$ for $c > q_0$ and let $z_i(q_0) > \gamma z_i(0)$, then

$$\begin{aligned}
\tilde{\varphi}_i^{\text{tot}}(0) - \tilde{\varphi}_i^{\text{tot}}(k) &= \sum_{c=0}^{N-1} \tilde{\delta}_c^k z_i(c) = \sum_{c=0}^{q_0} \tilde{\delta}_c^k z_i(c) \\
&= \left(\sum_{c=0}^{q_0-1} \tilde{\delta}_c^k z_i(c) \right) + \tilde{\delta}_{q_0}^k z_i(q_0) \\
&\leq \left(\sum_{c=0}^{q_0-1} \tilde{\delta}_c^k \right) z_i(0) + \tilde{\delta}_{q_0}^k z_i(q_0) \\
&= |\tilde{\delta}_{q_0}^k| (\gamma z_i(0) - z_i(q_0)) < 0
\end{aligned}$$

Thus we have proven that Eq. (3) is a necessary and sufficient condition for replication robustness. \square

Appendix A.4. Proof for Section 5.4: Robustness of Common Solution Concepts – Theorem 5.4, Corollary Appendix A.2, Corollary Appendix A.3

Appendix A.4.1. monotonicity conditions

The following two corollaries state the conditions for *monotonic* increasing/decreasing total payoff of the malicious player with growing number of replications. The conditions are extended from Theorem 3 with added monotonicity constraints on the importance weights over the number of replications k .

Monotonic Decreasing Total Payoff under Increasing number of replicas k (e.g., Banzhaf value)

Corollary Appendix A.2. *Under the same assumptions as Theorem 5.3, a solution concept is replication robust and the total payoff of the malicious player decreases monotonically i.e., $\varphi_i^{\text{tot}}(k) \geq \varphi_i^{\text{tot}}(k+1)$, if for any number of replicas k ,*

$$\forall 0 \leq p \leq N-1, \sum_{c=0}^p \alpha_c^k \geq \sum_{c=0}^p \alpha_c^{k+1} \quad (\text{A.1})$$

Note that the condition stated in Corollary Appendix A.2 is stricter than that in Theorem 5.3 (which implied $\varphi_i^{\text{tot}}(0) \geq \varphi_i^{\text{tot}}(k)$), but additionally ensures that the total payoff of a replicating player monotonic decreases with the number of replicas, i.e., $\forall k \geq 0, \varphi_i^{\text{tot}}(k) \geq \varphi_i^{\text{tot}}(k+1)$.

Proof Sketch. We show that Eq. (A.1) implies the following:

$$\varphi_i^{\text{tot}}(k) - \varphi_i^{\text{tot}}(k+1) = \sum_{c=0}^{N-1} (\alpha_c^k - \alpha_c^{k+1}) z_i(c) \geq 0.$$

Denote $\delta_c^k := \alpha_c^k - \alpha_c^{k+1}$. We complete the proof by substituting δ_c^k in the proof for the sufficient condition of Theorem 5.3, and following the same steps.

Monotonic Increasing Total Payoff under Increasing number of replicas k (e.g., Shapley value)

Contrary to Corollary Appendix A.2, the next condition leads to monotonic increasing total payoff under increasing number of replicas k , i.e., $\forall k \geq 0, \varphi_i^{\text{tot}}(k+1) \geq \varphi_i^{\text{tot}}(k)$.

Corollary Appendix A.3. *Under the same assumptions as Theorem 5.3, a solution concept is not replication-robust and the total payoff of the malicious player increases monotonically i.e., $\varphi_i^{\text{tot}}(k) \leq \varphi_i^{\text{tot}}(k+1)$, if for any number of replicas k ,*

$$\forall 0 \leq p \leq N-1, \sum_{c=0}^p \alpha_c^{k+1} \geq \sum_{c=0}^p \alpha_c^k \quad (\text{A.2})$$

The proof is similar to the monotonic increasing case above, by letting $\delta_c^k := \alpha_c^{k+1} - \alpha_c^k$. We have shown in Lemma 5.5 that Shapley value satisfies this condition, hence is vulnerable to replication, where the total payoff of the replicating player monotonic increases with growing number of replicas. \square

Appendix A.4.2. Proof for theorem 5.4

Theorem 5.4. *Let $G = (N, v)$ be a market game where v is replication-redundant and submodular, the Shapley value is not replication-robust, whereas the Banzhaf value and Leave-one-out are replication-robust. For Shapley value, the total payoff of the malicious player is monotonic increasing over number of replicas, and converges to i 's characteristic value, i.e., $\lim_{k \rightarrow \infty} \varphi_i^{\text{tot}}(k) = v(\{i\})$. For Banzhaf and LOO, $\lim_{k \rightarrow \infty} \varphi_i^{\text{tot}}(k) = 0$.*

Proof. We have derived the limit for the Shapley value and shown that the Shapley value is not replication-robust in the main text. Here, we will present the proof for the Banzhaf value and leave-one-out.

(ii) Proof for Banzhaf and leave-one-out We prove that the weights α_c^k satisfy Eq.(5) $\forall k \geq 0, \frac{\alpha_c^k}{\alpha_c^{k+1}} \geq 1$ for both Banzhaf value and Leave-one-out, hence they satisfy Theorem Appendix A.2, which is a sufficient condition for replication-robustness.

(i) Banzhaf value:

$$\begin{cases} \alpha_c^k = \frac{(k+1)}{2^{N+k-1}} \binom{N-1}{c} \\ \alpha_c^{k+1} = \frac{(k+2)}{2^{N+k}} \binom{N-1}{c} \end{cases} \implies \frac{\alpha_c^k}{\alpha_c^{k+1}} = 2 \frac{(k+1)}{(k+2)} \geq 1$$

$$\begin{aligned} \text{The limit } \lim_{k \rightarrow \infty} \varphi_i^{\text{tot}}(k) &= \lim_{k \rightarrow \infty} \sum_{c=0}^{N-1} \alpha_c^k z_i(c) \\ &= \sum_{c=0}^{N-1} \binom{N-1}{c} z_i(c) \lim_{k \rightarrow \infty} \frac{k+1}{2^{N+k-1}} = 0 \end{aligned}$$

(ii) Leave-one-out:

$$\begin{aligned} \forall k \geq 0, \frac{\alpha_c^{k+1}}{\alpha_c^k} &= 0, \text{ hence } \frac{\alpha_c^k}{\alpha_c^{k+1}} \geq 1, \text{ and} \\ \forall k > 0, \varphi_i^{\text{tot}}(k) &= 0 \end{aligned}$$

□

Appendix A.4.3. Proof for Lemma 5.5: properties of Shapley value

Lemma 5.5 shows some interesting properties for the Shapley value: 1. for any number of replications k , the weights α_c^k always sum up to 1; 2. the weights α_c^k gradually shift towards smaller coalition sizes c when k increases; and 3. additionally, the change in weights is the most significant when the player replicates for the first time, and then gradually decreases. These properties will be useful for explaining the vulnerabilities of Shapley value under replication attacks.

Lemma 5.5. *For the Shapley value, the importance weights α_c^k of the total payoff of a malicious player after replication satisfy the following properties: $\forall k \geq 0, \forall 0 \leq p \leq N-1$,*

$$\sum_{c=0}^{N-1} \alpha_c^k = 1 \tag{4a}$$

$$\sum_{c=0}^p \alpha_c^k \leq \sum_{c=0}^p \alpha_c^{k+1} \tag{4b}$$

$$\sum_{c=0}^p \alpha_c^{k+1} - \alpha_c^k \geq \sum_{c=0}^p \alpha_c^{k+2} - \alpha_c^{k+1} \tag{4c}$$

Proof. We have proven the conditions Equation (4a) and Equation (4b) in the main text, and hence we will show the last condition here:

Proof for Equation (4c):

For any number of replications k , denote $\delta^k := \sum_{c=0}^p \alpha_c^{k+1} - \sum_{c=0}^p \alpha_c^k$. From the proof for Eq. (4b): $\delta^k = \frac{(N-1)!}{(N-p-2)!} \frac{p+1}{(N+k+1) \dots (N+k-p)}$, therefore,

$$\begin{aligned}
\text{Eq. (4c) } RHS - LHS &= \delta^{k+1} - \delta^k \\
&= \frac{(N-1)!(p+1)}{(N-p-2)!} \left(\frac{1}{(N+k+2)\dots(N+k+1-p)} - \frac{1}{(N+k+1)\dots(N+k-p)} \right) \\
&= \frac{(N-1)!(p+1)}{(N-p-2)!} \left(\frac{(N+k-p) - (N+k+2)}{(N+k+2)\dots(N+k-p)} \right) \\
&= \frac{(N-1)!(p+1)}{(N-p-2)!} \frac{-(p+2)}{(N+k+2)\dots(N+k-p)} \leq 0 \quad \square
\end{aligned}$$

Eq. (4c) results in the *change* in the player's total payoff when adding one more replica decrease with growing k , i.e., the malicious player receives the largest unit gain when replicating the first time.

Appendix A.5. Proof for Section 5.5: Robust Shapley Value – Corollary 5.7

Definition 5.6. (Robust Shapley value) Eq.(6) with

$$\gamma_N^{|S|} = \begin{cases} \frac{\lceil \frac{N-1}{2} \rceil! \lfloor \frac{N-1}{2} \rfloor!}{|S|!(N-|S|-1)!} & \text{if } |S| < \lfloor \frac{N-1}{2} \rfloor, \\ 1 & \text{otherwise.} \end{cases}$$

defines the Robust Shapley value.

Corollary 5.7. The Robust Shapley value (Definition 5.6) is replication-robust. Moreover, in a market game $G = (N, v)$, the loss for a malicious player i by replicating k times is at least: $\varphi_i^{\text{tot}}(0) - \varphi_i^{\text{tot}}(k) \geq \frac{1}{N} \sum_{c=0}^{N-1} (1 - \frac{k+1}{2^k}) \gamma_N^c z_i(c)$.

Proof. Replication-robustness We prove that the Robust Shapley value satisfies Eq. (5) in Observation 1: $\forall k \geq 0, \frac{\alpha_c^k}{\alpha_c^{k+1}} \geq 1$. Hence it satisfies Theorem Appendix A.2, which is a sufficient condition for replication-robustness. There are 3 possible cases:

Case 1: $c < \lfloor \frac{N+k-1}{2} \rfloor \leq \lfloor \frac{N+k}{2} \rfloor$

In this case, both $\tilde{\alpha}_c^k$ and $\tilde{\alpha}_c^{k+1}$ will be down-weighted from the Shapley coefficients where $\gamma_{N+k}^c = \frac{\lceil \frac{N+k-1}{2} \rceil! \lfloor \frac{N+k-1}{2} \rfloor!}{c!(N+k-c-1)!}$.

$$\begin{aligned}
\tilde{\alpha}_c^k &= \gamma_{N+k}^c \alpha_c^k = (k+1) \binom{N-1}{c} \frac{\lfloor \frac{N+k-1}{2} \rfloor! \lceil \frac{N+k-1}{2} \rceil!}{(N+k)!} \\
\tilde{\alpha}_c^{k+1} &= \gamma_{N+k+1}^c \alpha_c^{k+1} = (k+2) \binom{N-1}{c} \frac{\lfloor \frac{N+k}{2} \rfloor! \lceil \frac{N+k}{2} \rceil!}{(N+k+1)!} \\
\text{Hence } \frac{\tilde{\alpha}_c^k}{\tilde{\alpha}_c^{k+1}} &= \frac{k+1}{k+2} \frac{N+k+1}{\lceil \frac{N+k}{2} \rceil} \geq \frac{1}{2} * 2 = 1.
\end{aligned}$$

Case 2: $c \geq \lfloor \frac{N+k}{2} \rfloor \geq \lfloor \frac{N+k-1}{2} \rfloor$

Both $\tilde{\alpha}_c^k$ and $\tilde{\alpha}_c^{k+1}$ will take the original form of Shapley coefficients after replication, i.e, $\gamma_N^c = 1$:

$$\begin{aligned}
\tilde{\alpha}_c^k &= \alpha_c^k = (k+1) \binom{N-1}{c} \frac{c!(N+k-1-c)!}{(N+k)!} \\
\tilde{\alpha}_c^{k+1} &= \alpha_c^{k+1} = (k+2) \binom{N-1}{c} \frac{c!(N+k-c)!}{(N+k+1)!} \\
\frac{\tilde{\alpha}_c^k}{\tilde{\alpha}_c^{k+1}} &= \frac{k+1}{k+2} \frac{N+k+1}{N+k-c} \geq 2 \frac{k+1}{k+2} \geq 1. (\text{since } c \geq \lfloor \frac{N+k}{2} \rfloor)
\end{aligned}$$

Case 3: $\lfloor \frac{N+k-1}{2} \rfloor \leq c < \lfloor \frac{N+k}{2} \rfloor$

In this case, $\tilde{\alpha}_c^k$ will take the original form, while $\tilde{\alpha}_c^{k+1}$ will take the down-weighted form. Moreover, $N+k$ must be even, hence $c = \lfloor \frac{N+k-1}{2} \rfloor$.

$$\begin{aligned}\tilde{\alpha}_c^k &= \alpha_c^k = (k+1) \binom{N-1}{c} \frac{c!(N+k-1-c)!}{(N+k)!} = (k+1) \binom{N-1}{c} \frac{\lfloor \frac{N+k-1}{2} \rfloor! \lceil \frac{N+k-1}{2} \rceil!}{(N+k)!} \\ \tilde{\alpha}_c^{k+1} &= \gamma_{N+k+1}^c \alpha_c^{k+1} = (k+2) \binom{N-1}{c} \frac{\lfloor \frac{N+k}{2} \rfloor! \lceil \frac{N+k}{2} \rceil!}{(N+k+1)!} \\ \text{Hence } \frac{\tilde{\alpha}_c^k}{\tilde{\alpha}_c^{k+1}} &= \frac{k+1}{k+2} \frac{N+k+1}{\lceil \frac{N+k}{2} \rceil} \geq 2 \frac{k+1}{k+2} \geq 1\end{aligned}$$

□

Payoff loss Note that from the above derivations, in all 3 cases, $\forall k \geq 0$, $\frac{k+2}{k+1} \frac{\tilde{\alpha}_c^k}{\tilde{\alpha}_c^{k+1}} \geq 2$:

$$\begin{aligned}\varphi_i^{\text{tot}}(0) &= \sum_{c=0}^{N-1} \tilde{\alpha}_c^0 z_i(c) := \frac{1}{N} \sum_{c=0}^{N-1} \gamma_N^c z_i(c) \\ \varphi_i^{\text{tot}}(k) &= \sum_{c=0}^{N-1} \tilde{\alpha}_c^k z_i(c) \\ &= (k+1) \sum_{c=0}^{N-1} \frac{\tilde{\alpha}_c^k}{k+1} z_i(c), \text{ and as } \forall_{k \geq 0} \frac{\tilde{\alpha}_c^k/(k+1)}{\tilde{\alpha}_c^{k+1}/(k+2)} \geq 2: \\ &\leq (k+1) \sum_{c=0}^{N-1} \frac{1}{2} \frac{\tilde{\alpha}_c^{k-1}}{k} z_i(c) \leq \dots \\ &\leq (k+1) \sum_{c=0}^{N-1} \frac{1}{2^k} \tilde{\alpha}_c^0 z_i(c) \\ &= \left(\frac{k+1}{2^k}\right) \frac{1}{N} \sum_{c=0}^{N-1} \gamma_N^c z_i(c) \\ \text{Hence } \varphi_i^{\text{tot}}(0) - \varphi_i^{\text{tot}}(k) &\geq \frac{1}{N} \sum_{c=0}^{N-1} \left(1 - \frac{k+1}{2^k}\right) \gamma_N^c z_i(c).\end{aligned}$$

Appendix A.6. Proofs for Section 5.6.2: Related Attack Models

Appendix A.6.1. Perturbed Replication

In the market game $G = (N, v)$, a player i replicates k times its data D_i and acts as $k + 1$ players $S^R = \{i_0, \dots, i_k\}$ where $i_k = D_i$, and receives a total payoff value $\varphi_i^{\text{replicate}} = \sum_{i_k \in S^R} \varphi_{i_k}$. The player may further perturb its replicas as $S^P = \{p_0, \dots, p_k\}$, where $p_k = f_k(D_i)$ for some perturbation function f_k , e.g., adding noise. The player receives a total payoff value $\varphi_i^{\text{perturb}} = \sum_{p_k \in S^P} \varphi_{p_k}$.

Assume small perturbations where the marginal value of the perturbed replicas towards other players' data remain unchanged from the original replica:

$$\forall S \subseteq N \setminus \{i\}, MC_{p_k}(S) = MC_{i_k}(S)$$

and the marginal value of the perturbed replicas towards other replicas are small compared to the marginal contribution towards other players $\forall S \subseteq N \setminus \{i\}, \epsilon \ll MC_{p_k}(S)$:

$$\forall p_k \in S^P, p_j \in S^P \setminus \{p_k\}, MC_{p_k}(\{p_j\}) \leq \epsilon$$

Therefore, the payoff gain due to the perturbation is

$$\begin{aligned} \varphi_i^{\text{perturb}} - \varphi_i^{\text{replicate}} &= \sum_{p_k \in S^P} \sum_{S \subseteq N \setminus \{i\}, S^P \subseteq S^P \setminus \{p_k\}} w_{|S \cup S^P|, N+k} MC_{p_k}(S \cup S^P) \\ &\quad - \sum_{i_k \in S^R} \sum_{S \subseteq N \setminus \{i\}, S^R \subseteq S^R \setminus \{i_k\}} w_{|S \cup S^R|, N+k} MC_{i_k}(S \cup S^R) \\ &= \sum_{k=0}^{|S^R|-1} \sum_{S \subseteq N \setminus \{i\}} w_{|S|, N+k} (MC_{p_k}(S) - MC_{i_k}(S)) + \\ &\quad \sum_{p_k \in S^P} \sum_{S \subseteq N \setminus \{i\}, S^P \subseteq S^P \setminus \{p_k\}} w_{|S \cup S^P|, N+k} MC_{p_k}(S^P) \\ &= \sum_{p_k \in S^P} \sum_{S \subseteq N \setminus \{i\}, S^P \subseteq S^P \setminus \{p_k\}} w_{|S \cup S^P|, N+k} MC_{p_k}(S^P) \\ &\stackrel{(1)}{\leq} (k+1) \sum_{S \subseteq N \setminus \{i\}, S^P \subseteq S^P \setminus \{p_k\}} w_{|S \cup S^P|, N+k} \epsilon \\ &\stackrel{(2)}{\leq} (k+1)\epsilon, \end{aligned}$$

where (1) is due to the above assumption on ϵ and submodularity, where $\forall p_j \in S^P, MC_{p_k}(S^P) \leq MC_{p_k}(\{p_j\}) \leq \epsilon$. (2) is because typically solution concepts are defined with $\sum_{S \subseteq N \setminus \{i\}} w_{|S|, N} = 1$. Without loss of generality, the sum over the weights of a solution concepts can be normalized to 1. As ϵ is negligible when compared with the marginal contribution towards coalitions without replicas, the difference between the total payoff of the malicious player by perturbed replication and by replication is also negligible. Therefore, the replication-robust solution concepts are also effective against perturbed replication, and the replication-robustness results also apply to the perturbed replication.

Appendix A.6.2. Splitting, Replicating Subsets of Data

Now we draw the connection between the payoff gains yield by (a) Replicating (b) Splitting and (c) Replicating Subsets of data.

Claim 1: *With the Shapley value, the total payoff to a malicious player by replication is no less than replicating subsets and splitting.*

Proof. In the market game $G = (N, v)$, the malicious player i performs one of the following three attacks and carries the identities $S^R = \{i_0, \dots, i_k\}$:

(1) Under replication, each identity holds data $i_k^{\text{rep}} = D_i$. The total payoff is $\varphi_{\text{tot}}^{\text{rep}} = \sum_{i_k^{\text{rep}} \in S^R} \varphi_{i_k^{\text{rep}}}$;

(2) Under splitting, each identity i_k^{split} holds a disjoint subset of the data $D_{i_k^{\text{split}}} \subseteq D_i$; and the total payoff of the malicious player is $\varphi_{\text{tot}}^{\text{split}} = \sum_{i_k^{\text{split}} \in S^R} \varphi_{i_k^{\text{split}}}$;

(3) Under subset replication, each identity i_k^{sub} holds a subset of the data $D_{i_k^{\text{sub}}} \subseteq D_i$ while $D_{i_0^{\text{sub}}} = D_i$, and the total payoff of the malicious player is $\varphi_{\text{tot}}^{\text{sub}} = \sum_{i_k^{\text{sub}} \in S^R} \varphi_{i_k^{\text{sub}}}$.

Due to Shapley's efficiency axiom, $\varphi_{\text{tot}} + \sum_{j \in N \setminus \{i\}} \varphi_j = 1$, where φ_{tot} is the total payoff of the malicious player, and j are the other (honest) players. Therefore, to show that replication yields the largest total payoff for the malicious player, we only need to show the honest players receive less payoff when i replicates (than splitting or replicating subsets).

In the following, we show that this is true as a result of submodularity: For any honest player $j \in N \setminus \{i\}$,

$$\varphi_j = \sum_{S \subseteq N \setminus \{i, j\}, S^r \subseteq S^R} w_{|S \cup S^r|, N+k} MC_j(S \cup S^r)$$

In this equation, for each identity $i_k \in S^r$, the data held due to splitting and subset replication are a subset of the data held due to replication:

$$D_{i_k^{\text{split}}} \subseteq D_{i_k^{\text{rep}}} \text{ and } D_{i_k^{\text{sub}}} \subseteq D_{i_k^{\text{rep}}}, \text{ hence } \begin{cases} \bigcup_{i^k \in S^r} D_{i_k^{\text{split}}} \subseteq \bigcup_{i^k \in S^r} D_{i_k^{\text{rep}}}; \\ \bigcup_{i^k \in S^r} D_{i_k^{\text{sub}}} \subseteq \bigcup_{i^k \in S^r} D_{i_k^{\text{rep}}}. \end{cases}$$

Therefore, due to submodularity, the marginal contribution of player j against replicating identities is less than splitting and subset replications: $\forall S^r \subseteq S^R$

$$\begin{aligned} MC_j(S \cup \bigcup_{i^k \in S^r} D_{i_k^{\text{rep}}}) &\leq MC_j(S \cup \bigcup_{i^k \in S^r} D_{i_k^{\text{split}}}) \\ MC_j(S \cup \bigcup_{i^k \in S^r} D_{i_k^{\text{rep}}}) &\leq MC_j(S \cup \bigcup_{i^k \in S^r} D_{i_k^{\text{sub}}}) \end{aligned}$$

Therefore, the payoff of an honest player φ_j against the replicating player is smallest. And hence using the efficiency axiom, $\varphi_{\text{tot}}^{\text{rep}} \geq \varphi_{\text{tot}}^{\text{sub}}$ and $\varphi_{\text{tot}}^{\text{rep}} \geq \varphi_{\text{tot}}^{\text{split}}$. And we conclude that the total payoff to a malicious player by replication is no less than replicating subsets and splitting. \square

Claim 2: *Under the Banzhaf value, executing one of the three aforementioned attack actions yields equal payoff.*

Proof. In the market game $G = (N, v)$, a malicious player i with data $D = D_i \cup D_j$, executes one of the following attack actions and act under identities $\{i_1, i_2\}$:

(a) Replication: both i_1 and i_2 have $i_1 = i_2 = D_i \cup D_j$

(b) Subset Replication: $i_1 = D_i \cup D_j$, and $i_2 = D_i$

(c) Splitting: $i_1 = D_i$, and $i_2 = D_j$.

For simplicity, we denote $S + i$ as $S \cup D_i$.

$$\begin{aligned}
\varphi_{\text{tot}}^{\text{rep}} &= \varphi_{i_1} + \varphi_{i_2} \\
&= 2 \sum_{S \subseteq N \setminus \{i\}} w_{|S|, N+1} (v(S + i + j) - v(S)) \\
\varphi_{\text{tot}}^{\text{sub}} &= \varphi_{i_1} + \varphi_{i_2} \\
&= \sum_{S \subseteq N \setminus \{i\}} w_{|S|, N+1} (v(S + i + j) - v(S)) + \\
&\quad \sum_{S \subseteq N \setminus \{i\}} w_{|S+i_2|, N+1} (v(S + i + j) - v(S + i)) + \\
&\quad \sum_{S \subseteq N \setminus \{i\}} w_{|S|, N+1} (v(S + i) - v(S)) \\
&= \sum_{S \subseteq N \setminus \{i\}} (w_{|S|, N+1} + w_{|S|+1, N+1}) v(S + i + j) \\
&\quad - 2w_{|S|, N+1} v(S) + (w_{|S|, N+1} - w_{|S|+1, N+1}) v(S + i) \\
\varphi_{\text{tot}}^{\text{split}} &= \varphi_{i_1} + \varphi_{i_2} \\
&= \sum_{S \subseteq N \setminus \{i\}} [w_{|S|, N+1} (v(S + i) + v(S + j) - 2v(S)) + \\
&\quad w_{|S+i_2|, N+1} (v(S + i + j) - v(s + j)) + \\
&\quad w_{|S+i_1|, N+1} (v(S + i + j) - v(s + i))] \\
&= \sum_{S \subseteq N \setminus \{i\}} [w_{|S|, N+1} (v(S + i) + v(S + j) - 2v(S)) + \\
&\quad w_{|S|+1, N+1} (2v(S + i + j) - v(s + i) - v(s + j))]
\end{aligned}$$

Therefore,

$$\begin{aligned}
\varphi_{\text{tot}}^{\text{rep}} - \varphi_{\text{tot}}^{\text{sub}} &= \sum_{S \subseteq N \setminus \{i\}} (w_{|S|, N+1} - w_{|S|+1, N+1}) (v(S + i + j) - v(S + i)) \\
\varphi_{\text{tot}}^{\text{sub}} - \varphi_{\text{tot}}^{\text{split}} &= \sum_{S \subseteq N \setminus \{i\}} (w_{|S|, N+1} - w_{|S|+1, N+1}) (v(S + i + j) - v(S + j))
\end{aligned}$$

Note that $w_{|S|, N+1} = w_{|S|+1, N+1}$ for the Banzhaf value, since the weights are constant by definition. Hence, $\varphi_{\text{tot}}^{\text{rep}} = \varphi_{\text{tot}}^{\text{sub}}$ and $\varphi_{\text{tot}}^{\text{sub}} = \varphi_{\text{tot}}^{\text{split}}$. Therefore, under the Banzhaf value, executing any one of the three attack actions yield equal payoff. \square

Appendix A.7. Proof for Section 6: Efficient Computation – Theorem 6.1

Theorem 6.1 ensures that Algorithm 1 computes unbiased estimators for each player's payoff and the total allocated payoffs across a wide range of solution concepts.

Theorem 6.1. *Let $G = (N, v)$ be a market game and a solution concept defined as $\varphi_i = \sum_{c=0}^{N-1} \alpha_c z_i(c)$, Algorithm 1 provides unbiased estimators $\hat{\varphi}_i$ and $\hat{\varphi}_{\text{all}}$ for the payoff of all players i , and the total payoff allocated to all players.*

Proof. In Algorithm 1, we provided estimators

$$\hat{\varphi}_i = \sum_{c=0}^{N-1} \alpha_c \frac{N}{N-c} \left[\frac{N-c}{N} \bar{U}_i(c+1) + \frac{c}{N} \bar{U}_i(c) - U_c \right]$$

$$\hat{\varphi}_{\text{all}} = N \sum_{c=0}^{N-1} \alpha_c (U_{c+1} - U_c)$$

We now show that $\hat{\varphi}_i$ and $\hat{\varphi}_{\text{all}}$ are unbiased estimators for φ_i and φ_{all} respectively, i.e., $\mathbb{E}[\hat{\varphi}_i] = \varphi_i$ and $\mathbb{E}[\hat{\varphi}_{\text{all}}] = \varphi_{\text{all}}$.

(1) Proof for $\mathbb{E}[\hat{\varphi}_i] = \varphi_i$:

Let $[N]^c$ denote size- c subsets: $[N]^c = \{S \mid S \subseteq N, |S| = c\}$.

$$\begin{aligned} \mathbb{E}[\hat{\varphi}_i] &= \sum_{c=0}^{N-1} \alpha_c \frac{N}{N-c} \left(\frac{N-c}{N} \mathbb{E}[\bar{U}_i(c+1)] + \frac{c}{N} \mathbb{E}[\bar{U}_i(c)] - \mathbb{E}[U_c] \right) \\ &= \sum_{c=0}^{N-1} \alpha_c \frac{N}{N-c} \left(\frac{N-c}{N} \frac{\sum_{S \subseteq [N]^{c+1}, i \in S} v(S)}{\binom{N-1}{c}} + \right. \\ &\quad \left. \frac{c}{N} \frac{\sum_{S \subseteq [N]^c, i \in S} v(S)}{\binom{N-1}{c-1}} - \frac{\sum_{S \subseteq [N]^c} v(S)}{\binom{N}{c}} \right) \\ &= \sum_{c=0}^{N-1} \alpha_c \frac{1}{\binom{N-1}{c}} \left(\sum_{S \subseteq [N]^{c+1}, i \in S} v(S) + \sum_{S \subseteq [N]^c, i \in S} v(S) - \sum_{S \subseteq [N]^c} v(S) \right) \\ &= \sum_{c=0}^{N-1} \alpha_c \frac{1}{\binom{N-1}{c}} \left(\sum_{S \subseteq [N]^c, i \notin S} v(S \cup \{i\}) + \sum_{S \subseteq [N]^c, i \in S} v(S) - \sum_{S \subseteq [N]^c} v(S) \right) \\ &= \sum_{c=0}^{N-1} \alpha_c \frac{1}{\binom{N-1}{c}} \sum_{S \subseteq [N]^c, i \notin S} (v(S \cup \{i\}) - v(S)) \\ &= \sum_{c=0}^{N-1} \alpha_c z_i(c) \\ &= \varphi_i \quad \square \end{aligned}$$

(2) Proof for $\mathbb{E}[\hat{\varphi}_{\text{all}}] = \varphi_{\text{all}}$:

$$\begin{aligned} \varphi_{\text{all}} &= \sum_{i \in N} \sum_{c=0}^{N-1} \alpha_c z_i(c) \\ &= \sum_{i \in N} \sum_{c=0}^{N-1} \alpha_c \frac{1}{\binom{N-1}{c}} \sum_{S \subseteq [N] \setminus \{i\}} (v(S \cup \{i\}) - v(S)) \\ &= \sum_{i \in N} \sum_{c=0}^{N-1} \alpha_c \frac{1}{\binom{N-1}{c}} \sum_{S \subseteq [N]^c} (v(S \cup \{i\}) - v(S)) \end{aligned}$$

$$\begin{aligned}
&= \sum_{c=0}^{N-1} \alpha_c \frac{1}{\binom{N-1}{c}} \sum_{S \subseteq [N]^c} \left(\sum_{i \in N} v(S \cup \{i\}) - N v(S) \right) \\
&= \sum_{c=0}^{N-1} \alpha_c \frac{1}{\binom{N-1}{c}} \left(\sum_{S \subseteq [N]^c} \sum_{i \in N} v(S \cup \{i\}) - N \sum_{S \subseteq [N]^c} v(S) \right) \\
&= \sum_{c=0}^{N-1} \alpha_c \frac{1}{\binom{N-1}{c}} \left(\sum_{i \in N} \sum_{S \subseteq [N]^c, i \notin S} v(S \cup \{i\}) + \right. \\
&\quad \left. \sum_{i \in N} \sum_{S \subseteq [N]^c, i \in S} v(S \cup \{i\}) - N \sum_{S \subseteq [N]^c} v(S) \right) \\
&= \sum_{c=0}^{N-1} \alpha_c \frac{1}{\binom{N-1}{c}} \left(\sum_{i \in N} \sum_{S \subseteq [N]^{c+1}, i \in S} v(S) + \right. \\
&\quad \left. \sum_{i \in N} \sum_{S \subseteq [N]^c, i \in S} v(S) - N \sum_{S \subseteq [N]^c} v(S) \right) \\
&= \sum_{c=0}^{N-1} \alpha_c \frac{1}{\binom{N-1}{c}} \left(\frac{N \binom{N-1}{c}}{\binom{N}{c+1}} \sum_{S \subseteq [N]^{c+1}} v(S) + \right. \\
&\quad \left. \frac{N \binom{N-1}{c-1}}{\binom{N}{c}} \sum_{S \subseteq [N]^c} v(S) - N \sum_{S \subseteq [N]^c} v(S) \right) \\
&= N \sum_{c=0}^{N-1} \alpha_c \left(\frac{\sum_{S \subseteq [N]^{c+1}} v(S)}{\binom{N}{c+1}} + \left(\frac{\binom{N-1}{c-1}}{\binom{N}{c}} - 1 \right) \frac{\sum_{S \subseteq [N]^c} v(S)}{\binom{N-1}{c}} \right) \\
&= N \sum_{c=0}^{N-1} \alpha_c \left(\frac{\sum_{S \subseteq [N]^{c+1}} v(S)}{\binom{N}{c+1}} + \frac{c-N}{N} \frac{\sum_{S \subseteq [N]^c} v(S)}{\binom{N-1}{c}} \right) \\
&= N \sum_{c=0}^{N-1} \alpha_c \left(\frac{\sum_{S \subseteq [N]^{c+1}} v(S)}{\binom{N}{c+1}} + \frac{\sum_{S \subseteq [N]^c} v(S)}{\binom{N}{c}} \right) \\
&= N \sum_{c=0}^{N-1} \alpha_c (\mathbb{E}[\hat{U}_{c+1}] - \mathbb{E}[\hat{U}_c]) \\
&= \mathbb{E}[\hat{\varphi}_{\text{all}}] \quad \square
\end{aligned}$$

Appendix A.8. Proofs for Section 7: Experiments – Facility Location Function with Analytic solution for Shapley and Banzhaf

Next, we introduce the facility location function and compute close-form solutions of Shapley and Banzhaf value.

Definition 6.2 (Facility Location Function). *Let D be a set of customers and V a set of facility locations. Define a utility function $u : V \times D \rightarrow \mathbb{R}_+$, represented by a matrix $U \in \mathbb{R}_+^{|V| \times d}$, where each $u_{id} \in W$ is the utility of customer d for facility i . The facility location function $\text{Fac}(S) = \sum_d \max_{i \in S} u_{id}$.*

Lemma Appendix A.4.

$$\sum_{k=0}^m \frac{\binom{m}{k}}{\binom{n}{k}} = \frac{n+1}{n+1-m} \quad (\text{A.3})$$

Theorem 6.3. *The Shapley value of a facility location function can be computed as*

$$\varphi_i = \sum_{i=1}^d \left[u_{id} \frac{1}{n - |V_{id}|} - \sum_{t=1}^{|V_{id}|} \frac{1}{(|V| - |V_{id}| + t - 1) + (|V| - |V_{id}| + t - 1)^2} u_{e_{it}^d} \right],$$

where $V_{id} = \{j \in V \mid u_{jd} \leq u_{id}\}$ and e_{it}^d is the t -th largest element after element i for dimension d .

Proof. We let $v(S)$ denote facility function $Fac(S)$ and $n := |V|$. For simplicity, we denote w_S as $w_{|S|,N}$. Observe

$$\varphi_i = \sum_{S \subseteq V-i} w_S (v(S \cup \{i\}) - v(S)) \quad (\text{A.4})$$

$$\stackrel{(1)}{=} \sum_{i=1}^d \left[\underbrace{\sum_{S \subseteq V_{id}} w_S u_{id}}_{(\#1)} - \underbrace{\sum_{S \subseteq V_{id}} w_S \max_{j \in S} u_{jd}}_{(\#2)} \right], \quad (\text{A.5})$$

where (1) is because the marginal gain for dimension d is zero unless i is the largest element for that dimension and $V_{id} = \{j \in V \mid u_{jd} \leq u_{id}\}$ is the set of all elements which have smaller weights in the d -th dimension than element i . And by definition of the Shapley value $w_S := \frac{1}{n} \binom{n-1}{|S|}^{-1}$.

Intuitively, along each dimension d , (#1) is a weighted sum over sets S where i is the largest element; and (#2) sums up for each $j \in V_{id}$ over all sets $S \subseteq V_{id}$, $j \in S$ where j is the largest element.

For (#1) we have:

$$\begin{aligned} (\#1) &= \sum_{i=1}^d \sum_{S \subseteq V_{id}} w_S u_{id} = \sum_{i=1}^d u_{id} \sum_{S \subseteq V_{id}} w_S \\ &= \sum_{i=1}^d u_{id} \sum_{c=0}^{|V_{id}|} \sum_{S \subseteq V_{id}, |S|=c} w_S \\ &= \sum_{i=1}^d u_{id} \frac{1}{n} \sum_{c=0}^{|V_{id}|} \binom{n-1}{c}^{-1} \binom{|V_{id}|}{c} \\ &\stackrel{(1)}{=} \sum_{i=1}^d u_{id} \frac{1}{n} \frac{n}{n - |V_{id}|} \\ &= \sum_{i=1}^d u_{id} \frac{1}{n - |V_{id}|}, \end{aligned}$$

where (1) is by using Lemma Appendix A.4.

For (#2) we have: (for simplicity, we let $+$, $-$ denote the set operations $S \cup \{e\}$, $S \setminus \{e\}$)

$$\begin{aligned} (\#2) &= \sum_{S \subseteq V_{id}} w_S \max_{j \in S} u_{jd} \\ &= \sum_{S \subseteq V_{id} - (e_{i1}^d)} w_{S+e_{i1}^d} u_{e_{i1}^d} + \sum_{S \subseteq V_{id} - (e_{i1}^d + e_{i2}^d)} w_{S+e_{i2}^d} u_{e_{i2}^d} + \cdots \\ &= u_{e_{i1}^d} \sum_{S \subseteq V_{id} - (e_{i1}^d)} w_{S+e_{i1}^d} + u_{e_{i2}^d} \sum_{S \subseteq V_{id} - (e_{i1}^d + e_{i2}^d)} w_{S+e_{i2}^d} + \cdots \\ &= u_{e_{i1}^d} \underbrace{\sum_{S \subseteq V_{id} - (e_{i1}^d)} w_{S+e_{i1}^d}}_{=:\beta_1} + u_{e_{i2}^d} \underbrace{\sum_{S \subseteq V_{id} - (e_{i1}^d + e_{i2}^d)} w_{S+e_{i2}^d}}_{=:\beta_2} + \cdots \end{aligned}$$

where e_{it}^d is t -th largest element (after the element i) in the d -th dimension. Note that

$$\begin{aligned}
\beta_t &= \sum_{S \subseteq V_{id} - (e_{i1}^d + \dots + e_{it}^d)} w_{S+e_{it}^d} \\
&= \sum_{c=0}^{|V_{id}|-t} \sum_{S \subseteq V_{id} - (e_{i1}^d + \dots + e_{it}^d), |S|=c} w_{S+e_{it}^d} \\
&= \frac{1}{n} \sum_{c=0}^{|V_{id}|-t} \binom{n-1}{c+1}^{-1} \binom{|V_{id}|-t}{c} \\
&\stackrel{(1)}{=} \frac{1}{n} \sum_{c=0}^{|V_{id}|-t} \binom{n-1}{c+1}^{-1} \left[\binom{|V_{id}|-t+1}{c+1} - \binom{|V_{id}|-t}{c+1} \right] \\
&\stackrel{(2)}{=} \frac{1}{n} \sum_{x=1}^{|V_{id}|-t+1} \binom{n-1}{x}^{-1} \left[\binom{|V_{id}|-t+1}{x} - \binom{|V_{id}|-t}{x} \right] \\
&\stackrel{(3)}{=} \frac{1}{n} \left[\frac{n}{n-|V_{id}|-t-1} - 1 - \frac{n}{n-|V_{id}|-t} + 1 \right] \\
&= \frac{1}{\gamma + \gamma^2},
\end{aligned}$$

where (1) is by Pascal's identity, (2) by substituting $x = c + 1$, (3) by Lemma Appendix A.4 and observing that $\binom{n}{k}$ is zero for $k > n$, and where $\gamma = n - |V_{id}| + t - 1$.

$$\text{Hence, } \varphi_i = \sum_{i=1}^d \left[u_{id} \frac{1}{n - |V_{id}|} - \sum_{t=1}^{|V_{id}|} \frac{1}{(n - |V_{id}| + t - 1) + (n - |V_{id}| + t - 1)^2} u_{e_{it}^d} \right]. \quad \square$$

Theorem 6.4. *The Banzhaf value of a facility location function can be computed as*

$$\varphi_i = \frac{1}{2^{|V|-1}} \sum_{i=1}^d \left[2^{|V_{id}|} u_{id} - \sum_{t=1}^{|V_{id}|} 2^{|V_{id}|-t} u_{e_{it}^d} \right],$$

where $V_{id} = \{j \in V \mid u_{jd} \leq u_{id}\}$ and e_{it}^d is the t -th largest element after element i for dimension d .

Proof. We let $v(S)$ denote facility function $Fac(S)$ and $n := |V|$. Similar to the proof of the Theorem 6.3 for the Shapley value:

$$\begin{aligned}
\varphi(i) &= \sum_{S \subseteq V-i} w_S (v(S \cup \{i\}) - v(S)) \\
&\stackrel{(1)}{=} \sum_{i=1}^d \left[\underbrace{\sum_{S \subseteq V_{id}} w_S u_{id}}_{\text{(#1)}} - \underbrace{\sum_{S \subseteq V_{id}} w_S \max_{j \in S} u_{jd}}_{\text{(#2)}} \right],
\end{aligned}$$

where (1) is because the marginal gain for dimension d is zero unless i is the largest element for that dimension and $V_{id} = \{j \in V \mid u_{jd} \leq u_{id}\}$. By definition of the Banzhaf value $w_S := \frac{1}{2^{n-1}}$.

For (#1) we have:

$$\begin{aligned}
(\#1) &= \sum_{i=1}^d \sum_{S \subseteq V_{id}} w_S u_{id} \\
&= \sum_{i=1}^d u_{id} \sum_{S \subseteq V_{id}} w_S \\
&= \sum_{i=1}^d u_{id} \sum_{c=0}^{|V_{id}|} \sum_{S \subseteq V_{id}, |S|=c} w_S \\
&= \sum_{i=1}^d u_{id} \frac{1}{2^{n-1}} \sum_{c=0}^{|V_{id}|} \binom{|V_{id}|}{c} \\
&= \frac{1}{2^{n-1}} \sum_{i=1}^d 2^{|V_{id}|} u_{id}
\end{aligned}$$

For (#2) we have: (for simplicity, we let $+$, $-$ denote the set operations $S \cup \{e\}, S \setminus \{e\}$)

$$\begin{aligned}
(\#2) &= \sum_{S \subseteq V_{id}} w_S \max_{j \in S} u_{jd} \\
&= \sum_{S \subseteq V_{id} - (e_{i1}^d)} w_{S+e_{i1}^d} u_{e_{i1}^d d} + \sum_{S \subseteq V_{id} - (e_{i1}^d + e_{i2}^d)} w_{S+e_{i2}^d} u_{e_{i2}^d d} + \dots, \\
&= u_{e_{i1}^d d} \sum_{S \subseteq V_{id} - (e_{i1}^d)} w_{S+e_{i1}^d} + u_{e_{i2}^d d} \sum_{S \subseteq V_{id} - (e_{i1}^d + e_{i2}^d)} w_{S+e_{i2}^d} + \dots \\
&= u_{e_{i1}^d d} \underbrace{\sum_{S \subseteq V_{id} - (e_{i1}^d)} w_{S+e_{i1}^d}}_{=: \beta_1} + u_{e_{i2}^d d} \underbrace{\sum_{S \subseteq V_{id} - (e_{i1}^d + e_{i2}^d)} w_{S+e_{i2}^d}}_{=: \beta_2} + \dots
\end{aligned}$$

where e_{it}^d is t -th largest element (after the element i) in the d -th dimension.

$$\begin{aligned}
\beta_t &= \sum_{S \subseteq V_{id} - (e_{i1}^d + \dots + e_{it}^d)} w_{S+e_{it}^d} \\
&= \sum_{c=0}^{|V_{id}|-t} \sum_{S \subseteq V_{id} - (e_{i1}^d + \dots + e_{it}^d), |S|=c} w_{S+e_{it}^d} \\
&= \frac{1}{2^{n-1}} \sum_{c=0}^{|V_{id}|-t} \binom{|V_{id}|-t}{c} \\
&= \frac{1}{2^{n-1}} 2^{|V_{id}|-t}
\end{aligned}$$

$$\text{Hence, } \varphi_i = \frac{1}{2^{n-1}} \sum_{i=1}^d \left[2^{|V_{id}|} u_{id} - \sum_{t=1}^{|V_{id}|} 2^{|V_{id}|-t} u_{e_{it}^d} \right]. \quad \square$$

The Shapley value and Banzhaf value of the facility location function can be computed analytically using Theorem 6.3 and 6.4, respectively. This enables us to perform large scale experiments for the sampling algorithms.

Appendix B. Additional Details on Experiments

Appendix B.1. Training Data

Coverttype Dataset: For the Coverttype data, we use the dataset (provided by Kaggle) which consist of ~ 15000 training datapoints, uniformly distributed in the 7 output classes. We use the 10 continuous features (elevation, aspect, slope, horizontal distance to hydrology, vertical distance to hydrology, horizontal distance to roadways, hillshade 9am, hillshade noon, hillshade 3pm, horizontal distance to fire points). The preprocessing steps include normalization of each field to $[0, 1]$.

CIFAR-100 Dataset: The dataset specifications are described in the main text. Preprocessing includes normalizing the $32 \times 32 \times 3$ color images to $[0, 1]$. We carried out 4 sets of experiments with varied data assignments, as shown in table B.2. The *Uniform*, *Disjoint*, *Mixed* experiments all contain replicas and they differ by the way of data assignment to the players.

Table B.2: Experimental settings for CIFAR-100: training and validation data assignments. The *Uniform*, *Disjoint*, *Mixed* experiments use all 20 superclasses and their 100 subclasses. Players 1-4 are honest players while 5-7 are replicas that hold the same data as malicious player 0.

	N	Superclass C_{sup}	Subclass C_{sub}	Training Data Assignment	Validation Task	Validation Datasets
Uniform	8	20 (All)	5 C_{sub} per C_{sup} (All)	Players 0 – 4 assigned data from 100 C_{sub} uniformly Players (replicas) 5 – 7 assigned the same data as Player 0	Predict C_{sub}	All C_{sub} 's' validation data
Disjoint	8	20 (All)	5 C_{sub} per C_{sup} (All)	Players 0 – 4 each assigned 20 C_{sub} Players (replicas) 5 – 7 assigned the same data as Player 0	Predict C_{sub}	All C_{sub} 's' validation data
Mixed	8	20 (All)	5 C_{sub} per C_{sup} (All)	Players 0 – 4 assigned varied portions of each C_{sub} Players (replicas) 5 – 7 assigned the same data as Player 0	Predict C_{sub}	All C_{sub} 's' validation data

Training Details: We use the Adam optimizer for training the models. For the Coverttype classification, we use learning rate of 0.0001, minibatch size 128, and train for 20000 steps. For the CIFAR-100 experiment, we use learning rate of 0.001, minibatch size 64, and train for 15000 steps. For the Tiny ImageNet task, we use learning rate of 0.001, minibatch size 64, and train for 10000 steps.

Appendix B.2. Feasibility Program in Algorithm 1

The feasibility program in Algorithm 1 is solved using the Python PuLP package and is formulated as follows:

$$\begin{aligned}
 & \underset{\hat{\phi}'_1, \dots, \hat{\phi}'_N}{\text{minimize}} && 0 \\
 & \text{subject to} && \sum_{i=1}^N \hat{\phi}'_i = \hat{\phi}_{\text{all}} \\
 & && \hat{\phi}'_i - \hat{\phi}'_j - \delta \hat{\phi}_{ij} \leq \epsilon, \quad i, j = 1, \dots, N \\
 & && \hat{\phi}'_i - \hat{\phi}'_j - \delta \hat{\phi}_{ij} \geq -\epsilon, \quad i, j = 1, \dots, N
 \end{aligned}$$

We have shown previously that Theorem 6.1 outputs unbiased estimates of the players' payoffs. However, in the small sample regime, i.e., when the samples provide insufficient coverage of the different coalition sizes, the feasibility program can improve the estimates by adding a sum constraint and thereby interpolating the values among the players. Figure B.6 illustrates this effect on the experiment *Uniform* for approximating the Shapley value of 8 players. Figures B.6a and B.6b show the change in the approximated values as a result of the feasibility program. This is reflected in the approximations without the

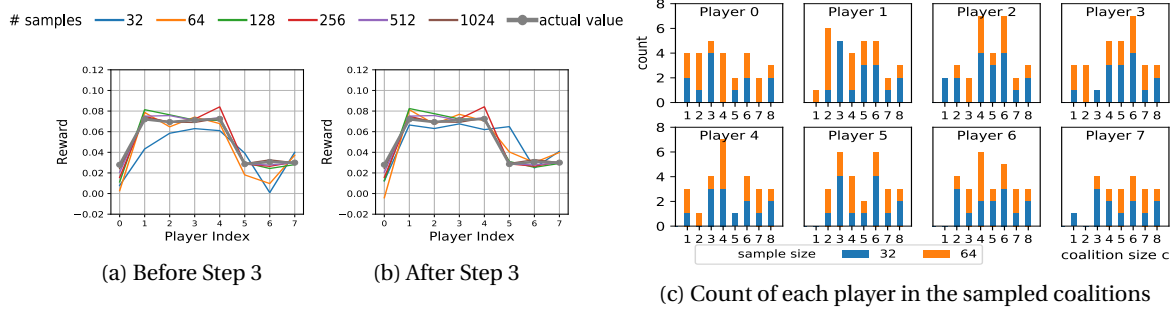


Figure B.6: Example effect of applying the feasibility program. See the text for details.

feasibility program in Figure B.6a, where the (honest) players 1,2,3,4 are below the true Shapley value. With the feasibility program, each player's value is interpolated from other players' values, as shown in Figure B.6b. In this example, a better coverage of the coalition sizes is shown for sample size 64, and approximations before applying the feasibility program are improved.

Appendix B.3. Simulated random set function for sampling

In addition to running the sampling algorithms on the three datasets, we test them on a facility location function as defined in Section Appendix A.8 and a simulated random set function:

$$v(S) := (1 - e^{-|S|}) + \mathcal{N}(\mu, \sigma^2)$$

$$\mu = 0.01 \sum_{i \in S} u_i, u_i = i, \sigma = 0.05$$

Algorithm 2 Random Set Function

Input: N : the set of all players

Output: $v : 2^N \rightarrow \mathbb{R}$: characteristic function of all possible coalitions of the players

- 1: **for** coalition $S \subseteq N$ **do**
 - 2: $\mu \leftarrow 0.01 \sum_{i \in S} i, \sigma = 0.05$
 - 3: Assign utility to the coalition
 - 4: $v(S) \leftarrow (1 - e^{-|S|}) + \mathcal{N}(\mu, \sigma^2)$
 - 5: **end for**
-

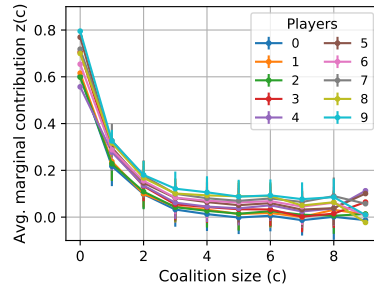


Figure B.7: Average marginal contributions $z_i(c)$ of the simulated random set function

We assign the utility values to all possible coalitions iteratively, according to algorithm 2. Each player is given a weight u_i proportional to its index, and we add noise to coalition utility $1 - e^{-|S|}$ according to the sum of weights of its participating players. The average marginal contributions by coalition sizes $z_i(c)$ is shown in Figure B.7, where the players differ by their values.