

# Subpopulation Data Poisoning Attacks

Matthew Jagielski, Giorgio Severi, Niklas Pousette Harger, and Alina Oprea

Northeastern University

## Abstract

Machine learning systems are deployed in critical settings, but they might fail in unexpected ways, impacting the accuracy of their predictions. Poisoning attacks against machine learning induce adversarial modification of data used by a machine learning algorithm to selectively change its output when it is deployed. In this work, we introduce a novel data poisoning attack called a *subpopulation attack*, which is particularly relevant when datasets are large and diverse. We design a modular framework for subpopulation attacks, instantiate it with different building blocks, and show that the attacks are effective for a variety of datasets and machine learning models. We further optimize the attacks in continuous domains using influence functions and gradient optimization methods. Compared to existing backdoor poisoning attacks, subpopulation attacks have the advantage of inducing misclassification in naturally distributed data points at inference time, making the attacks extremely stealthy. Our impossibility result for defending against subpopulation attacks and the limitations of existing defenses highlight the difficulty of protecting machine learning against this new threat vector.

## 1 Introduction

Machine learning (ML) and deep learning systems are being deployed in sensitive applications, but they can fail in multiple ways, impacting the confidentiality, integrity and availability of user data [33]. To date, evasion attacks or inference-time attacks have been studied extensively in image classification [60, 20, 7], speech recognition [9, 49], and cyber security [58, 68, 30]. Still, among the threats machine learning and deep learning systems are vulnerable to, poisoning attacks at training time has recently surfaced as the threat perceived as most potentially dangerous to companies' ML infrastructures [52]. The threat of poisoning attacks becomes even more severe as modern deep learning systems rely on large, diverse datasets, and their size makes it difficult to guarantee the trustworthiness of the training data.

In existing poisoning attacks, adversaries can insert a set of corrupted, poisoned data at training time to induce a specific outcome in classification at inference time. Existing poisoning attacks can be classified into: *availability attacks* [4, 67, 25] in which the overall accuracy of the model is degraded; *targeted attacks* [27, 51, 59] in which specific test instances are targeted for misclassification; and *backdoor attacks* [21] in which a backdoor pattern added to testing points induces misclassification. Poisoning attacks range in the amount of knowledge the attacker has about the ML system, with *white-box* attacks assuming full knowledge, *black-box* attacks assuming minimal knowledge about the ML system, and *gray-box* attacks assuming partial knowledge, such as the feature representation or model architecture [59].

The threat models for poisoning attacks defined in the literature rely on strong assumptions on the adversarial capabilities. In both poisoning availability attacks [4, 67, 25] and backdoor attacks [21] the adversary needs to control a relatively large fraction of the training data (e.g., 10% or 20%) to influence the model at inference time. Moreover, in backdoor attacks an adversary is

assumed to have the capability of modifying both the training and the testing data to include the backdoor pattern. In targeted attacks, there is an assumption that the adversary has knowledge on the exact target point during training, which is not always realistic. Additionally, the impact of a targeted attack is localized to a single point or a small set of points [51]. We believe that the literature on poisoning attacks is not yet comprehensive in its coverage of practical and realistic adversarial attacks.

## 1.1 Our Contributions

**Subpopulation poisoning attacks.** After identifying a gap in the poisoning attack literature, we introduce a novel, realistic, form of data poisoning attack we call *subpopulation attack*, which is particularly relevant for large, diverse datasets. In this attack, an adversary’s goal is to compromise the performance of a classifier on a particular subpopulation of interest, while maintaining unaltered its performance for the rest of the data. The advantages of our novel subpopulation attack are that it requires no adversarial knowledge of the exact model architecture and parameters (i.e., operates in a black-box fashion), and most importantly, the attack does not need to modify points at inference time, which has been a common thread in prior backdoor poisoning attacks [21, 62]. We also uncover an interesting connection with research in algorithmic fairness, which shows that ML classifiers might act differently for different minority groups [23, 6]. We believe this fairness disparity contributes to ML classifiers’ vulnerability to our stealthy subpopulation attacks.

**Subpopulation attack framework.** We propose a modular framework for conducting subpopulation attacks that includes a subpopulation identification component and an attack generation procedure. We instantiate these components with different building blocks, demonstrating the modularity of the design. Subpopulations can be identified either by exact feature matching when annotations are available or clustering in representation layers of the neural network models. For poisoning attack generation we evaluate several methods: a generic label flipping attack applicable to data from multiple modalities and an attack based on influence functions [27]. We also propose a gradient optimization attack that improves upon label flipping on continuous data, and has better performance than the influence function attack.

**Evaluation on end-to-end and transfer learning.** We demonstrate the effectiveness of our framework on datasets from multiple modalities, including tabular data (UCI Adult dataset), image data (CIFAR-10 for image classification, UTKFace for face recognition), and text data (IMDB reviews for sentiment analysis). We use a range of neural network models, including feed-forward neural networks, convolutional networks, and transformers. We show that both end-to-end trained models, as well as transfer learning models are vulnerable to this new attack vector. Additionally, the size of the attack is small relative to the overall dataset and the poisoned points follow the training data distribution, making the attacks extremely stealthy. For instance, with only 126 points, we can induce a classification error of 74% on a subpopulation in CIFAR-10, while maintaining similar accuracy to the clean model on points outside the subpopulation. In the UTKFace face recognition dataset, an attack of 12 points induces a classification error of 40% in one subpopulation.

**Defense Impossibility.** Several defenses against availability attacks [25, 16], targeted attacks [46], and backdoor attacks [11, 37, 61, 65, 64] have been proposed. We believe their stealthiness makes subpopulation attacks more difficult to defend against. To support this claim, we provide an impossibility result, showing that models based on local decisions, such as mixture models and  $k$ -nearest neighbors, are inherently vulnerable to subpopulation attacks. We also evaluate the performance of existing defenses such as TRIM [25] and ILTM [53] on our attacks and show their limitations.

## 2 Background

### 2.1 Neural Networks Background

Consider a training set of  $n$  examples  $D = \{x_i, y_i\}_{i=1}^n$ , with each  $x_i \in \mathcal{X}$ ,  $y_i \in \mathcal{Y}$  drawn from some data distribution  $\mathcal{D}$ . In this paper, we consider multiclass classification tasks, where a  $K$ -class problem has  $\mathcal{Y} = [K]$ . The goal of a learning algorithm  $A$ , when given a dataset  $D$  is to return a model  $f$  with parameters  $\theta$  which correctly classifies as many data points as possible, maximizing  $\mathbb{E}_{x,y \sim \mathcal{D}} \mathbb{1}(f(x) = y)$ . The way in which this is typically done is by stochastic gradient descent on a differentiable loss function. To approximate minimizing error, the model is designed to output probabilities of each of the  $K$  classes (we will write the  $i$ th class probability as  $f(x)_i$ ). In multiclass classification, it is typical to minimize the categorical cross-entropy loss  $\ell$ :

$$\ell(X, Y, f) = \frac{1}{|X|} \sum_{i=1}^{|X|} y_i (1 - f(x_i)_{y_i}).$$

In stochastic gradient descent the loss function is decreased by updating  $\theta$  in the steepest descent direction, the gradient  $\nabla_{\theta} \ell(X, Y, f)$ . Because computing this entire gradient is a slow and memory-intensive operation, stochastic gradient descent uses a random batch of data  $X_B, Y_B$  to compute a gradient in an iteration, using the following update strategy:

$$\theta_{new} = \theta_{old} - \eta \nabla_{\theta} \ell(X_B, Y_B, \theta),$$

where  $\eta$  is called the learning rate and  $\theta_{new}$  replaces  $\theta_{old}$  in the next iteration. This process is repeated for a specific number of iterations (a full pass over the training set is called an *epoch*), or until a convergence criterion is met. There exist a large number of alternative optimization algorithms, such as momentum and Adam [26], which leverage the history of updates to more efficiently minimize the loss function.

In a neural network, the model  $f$  is a chain of linear and nonlinear transformations. The linear transformations are called layers, and the nonlinear transformations are called activation functions. Examples of activation functions are ReLU, sigmoid, and softmax. Domain-specific neural network architectures have been successful - convolutional neural networks [35] are widely used for images, and recurrent neural networks [24] and transformers [63] are popular for text.

In standard training, the model parameters  $\theta$  are randomly initialized. A widespread alternative approach is called transfer learning [43], in which knowledge is transferred from a large dataset. In this approach, a model trained on a large dataset is used as an initialization for the smaller dataset's model. In this case, a common approach is to simply use the pretrained model as a feature extractor, keeping all but the last layer fixed, and only training the last layer. Another approach is to use it as an initialization for standard training, and allowing the whole network to be updated. These are both common approaches [29], which we refer to as "last-layer" transfer learning and "fine-tuning" transfer learning, respectively.

### 2.2 Poisoning Attacks

In settings with large training sets, machine learning is vulnerable to *poisoning attacks*, where an adversary is capable of adding corrupted data into the training set. This is typically because data is collected from a large number of sources which cannot all be trusted. For example, OpenAI trained their GPT-2 model on all webpages where at least three users of the social media site Reddit had interacted with the link [47]. Google also trains word prediction models from data collected

from Android phones ([22]). An adversary with a small number of Reddit accounts or Android devices can easily inject data into these models’ training processes. Furthermore, a recent survey on companies’ perception of machine learning threats [34] also highlighted poisoning attacks as one of the most concerning attacks.

More formally, in a poisoning attack, the adversary adds  $m$  *contaminants* or poisoning points  $D_p = \{x_i, y_i\}_{i=1}^m$  to the training set, so that the learner minimizes the poisoned objective  $\ell(D \cup D_p, f)$  rather than  $\ell(D, f)$ . The poisoned set  $D_p$  is constructed to achieve some adversarial objective  $\mathcal{L}(A(D \cup D_p))$ .

Prior objectives for poisoning attacks distinguish between a targeted distribution to compromise performance on,  $\mathcal{D}_{targ}$ , and a distribution to maintain the original classifier’s performance on,  $\mathcal{D}_{clean}$ . Then attacks can be measured in terms of two metrics, the *collateral* damage and the *target* damage. A collateral damage constraint requires the accuracy of the classifier on  $\mathcal{D}_{clean}$  to be unaffected, while the target damage requires the performance on  $\mathcal{D}_{targ}$  to be compromised. Indeed, existing poisoning attacks have been grouped into the following standard taxonomy:

**Availability Attacks** [4], [39], [67], [25]: In an availability attack, the adversary wishes to arbitrarily reduce the model’s classification performance. The target distribution is the original data distribution, with no collateral distribution.

**Targeted Attacks** [27], [59], [51]: In a targeted attack, the adversary has a single target point  $(x, y)$  they seek to misclassify. Then the target distribution  $\mathcal{D}_{targ}$  consists only of  $(x, y)$ , while the collateral distribution removes  $(x, y)$  from the support:  $\mathcal{D}_{clean} = \mathcal{D} \setminus (x, y)$ .

**Backdoor Attacks** [12], [21]: A backdoor attack is one in which the adversary is able to modify one or a few features of their input, seeking to cause predictable misclassification given the control of these few features. Then the collateral distribution is the natural data distribution  $\mathcal{D}_{clean} = \mathcal{D}$ , while the target distribution shifts the original data distribution by adding the backdoor perturbation, making  $\mathcal{D}_{targ} = \text{PERT}(\mathcal{D})$ . Here  $\text{PERT}$  is the function that adds a backdoor pattern to a data point.

### 3 Subpopulation Attacks

In this section, we introduce the threat model, main definitions, and the principal features that characterize our newly proposed subpopulation attack.

#### 3.1 Threat Model

Similarly to most forms of poisoning attacks, the goal of the adversary is to introduce a small quantity of contaminants in the data used to train a machine learning classification model in order to introduce a desired characteristic in the learned parameters. We consider a realistic, black-box adversary who does not have access to the internal parameters of the victim model, and, similarly to availability poisoning attacks, cannot modify any data point submitted to the victim model at testing time. Moreover, the adversary is unable to gain knowledge of the exact data points employed for training, and can modify the training set only by adding new points. This simulates the scenario in which the attacker can only disseminate the poisoned points, which will then be gathered, together with a large quantity of benign points, by the developers of the victim model to create the training set.

However, we allow the adversary to have the computational power required to train a model comparable to the victim one, and to have access to a separate *auxiliary* dataset  $D_{aux}$ , distinct

from the training data  $D$ , sampled from the same distribution. We would like to highlight that the adversary we define falls under a black-box threat model, with no knowledge of the victim model architecture, parameters, or the actual training data. Most poisoning attacks in the literature either employ a white-box attack model, with full knowledge of the training set and model parameters [4, 67, 25], or transfer the attack from another model [13]. The only assumption made on the adversary is to have access to an auxiliary dataset  $D_{aux}$ , which we believe is reasonable given the availability of public datasets. While this assumption could potentially be removed with a good generative model, we leave the exploration of this hypothesis to future work. Finally, we consider stealthiness and practicality to be highly important for the attacker, and therefore, we assume the adversary will be able to poison only a small number of points in the training set.

### 3.2 Definition

We propose a new type of subpopulation attacks, that is an interpolation in the space of poisoning attacks between a targeted attack (misclassifying a single point) and an availability attack (misclassifying as many points as possible). The adversary’s goal is twofold—impact the predictions on inputs coming from a targeted subpopulation in the data, but do not impact the performance of the model on points outside this subpopulation. Crucially, this subpopulation consists of natural data, and does not require modifying points to observe the attack, as is the case for backdoor attacks. We allow the adversary to pick a subpopulation by selecting a *filter function*, which partitions the population into the subpopulation to impact and the remainder of the data, whose performance should not change. Formally, we define:

**Definition 3.1.** *Subpopulation Attacks.* Fix some learning algorithm  $A$  and training dataset  $D$  (not necessarily known to the adversary). A subpopulation attack consists of a dataset of contaminants  $D_p$  and a *filter function*  $\mathcal{F} : \mathcal{X} \rightarrow \{0, 1\}$  for defining subpopulations.  $D_p$  is the poisoning set constructed to minimize the collateral damage and maximize the target damage on the subpopulation of interest when appended to the training set:

$$\text{COLLAT}(\mathcal{F}, D_p) = \mathbb{E}_{(x,y) \sim \mathcal{D}} [\mathbb{1}(A(D \cup D_p)(x) \neq y) - \mathbb{1}(A(D)(x) \neq y) \mid \mathcal{F}(x) = 0] \quad (1)$$

$$\text{TARGET}(\mathcal{F}, D_p) = \mathbb{E}_{(x,y) \sim \mathcal{D}} [\mathbb{1}(A(D \cup D_p)(x) \neq y) - \mathbb{1}(A(D)(x) \neq y) \mid \mathcal{F}(x) = 1] \quad (2)$$

We will evaluate subpopulation attacks by reporting the collateral damage (1) and the target damage (2) on the unseen test set  $D_{test}$ . A successful attack will have small collateral damage and large target damage, using few poisoning points. Note that, under our definition, target damage simply seeks to maximize the classification error on the subpopulation, making it a *class-untargeted* attack [8]; the definition can be easily modified to capture a *class-targeted* attack, where samples from the subpopulation satisfying the filter function should be classified into a specific target class.

Subpopulation attacks are a generalization of targeted attacks. In the extreme case in which the filter selects a single point, that corresponds to targeted poisoning attacks [51]. Subpopulation attacks also generalize availability attacks [25], as in that case the filter function can be defined to select the entire data. However, the most interesting subpopulation attacks, as we will demonstrate, use a relatively small number of poisoning points to attack a subpopulation of interest, while minimizing the collateral on other data. These subpopulation attacks are stealthy and hard to detect, in comparison with availability attacks, and have more significant impact than a targeted attack. The choice of filter function is as important to the adversary as the selection of contaminants. There may be some choices of filter function which result in subpopulations harder to attack. For

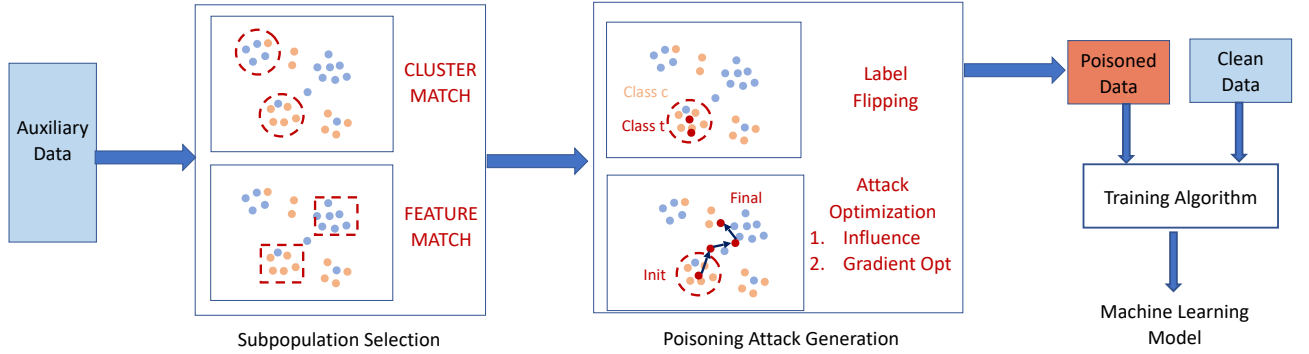


Figure 1: Overview of our subpopulation attack framework. The attacker has access to an auxiliary dataset, from which it can determine vulnerable subpopulation by using either FEATUREMATCH or CLUSTERMATCH. Poisoning attack generation can be done by label flipping (where a point drawn from a subpopulation with majority class  $c$  is added with label  $t \neq c$ ), or with attack optimization (starting from label flipping, use either influence or gradient optimization for the final attack point).

instance, a subpopulation closer to the decision boundary on which the model has low confidence might be attacked easier than a high-confidence subpopulation. In the next section, we will discuss our framework for generating these subpopulation attacks - decomposed into subpopulation selection and attack generation.

## 4 Methodology

There are two main components that contribute to a full-fledged subpopulation attack, as shown in Figure 1: choosing a suitable filter function to select subpopulations, and selecting an algorithm to generate the poisoning data. In this section we introduce our methodology to obtain a complete subpopulation attack and describe the components in our framework.

### 4.1 Subpopulation Selection

The adversary first needs to identify their target subpopulation. This is the component that is typically avoided by existing research, instead focusing on optimizing the attack data in order to best compromise the model. However, the selection strategy is important: in order to keep the collateral small, one must select a subpopulation which is distinguishable from the rest of the distribution. Otherwise, regions of the distribution which are misclassified will include samples not satisfying the filter function. We propose two subpopulation selection approaches, called FEATUREMATCH and CLUSTERMATCH.

#### 4.1.1 FeatureMatch

Our first filter function is FEATUREMATCH, which requires fine-grained annotation on input data. In addition to having access to realistic data points  $x_i$  and labels  $y_i$ , the adversary must have access to a set of annotations  $a_i$  on these points. These annotations represent structure that is finer grained or separate from the labels, such as race or age values for gender classification or color of automobiles in CIFAR-10. The annotations can be created manually, or a subset of

---

**Algorithm 1** FEATUREMATCH Algorithm - leverage data annotations

---

Input:  $X$  - features,  $C$  - manual subpopulation annotations,  $c_{att}$  - target subpopulation annotation  
**return**  $\mathcal{F} = \lambda x, y, c : \mathbb{1}(c = c_{att})$

---

---

**Algorithm 2** CLUSTERMATCH Algorithm - automatically identify subpopulations

---

Input:  $X \in D_{aux}$  - feature values;  $k_{cluster}$  - number of clusters; PREPROCESS - preprocessing function  
centers = CLUSTER(PREPROCESS( $X$ ),  $k_{cluster}$ )  
target = PICKCLUSTER(centeres)  
**return**  $\mathcal{F} = \lambda x : \mathbb{1}(\text{CLOSESTCENTER}(\text{PREPROCESS}(x), \text{centers}) == \text{target})$

---

features in tabular datasets can be used for creating them (as we will demonstrate in the UCI Adult dataset). FEATUREMATCH simply matches on the exact value of these annotations to identify the subpopulations. This is related to the standard definition for notions of group fairness in the algorithmic fairness literature [18, 23, 6].

Some attacks from the literature have run attacks like FEATUREMATCH. For example, Bagdasaryan et al. [1] attack CIFAR-10 models to target manually selected green cars. However, the attack considered in that work was not designed to generalize - they target a specific set of images, but don't evaluate on a holdout set of green cars to see how generalizable the attack was. By contrast, we measure FEATUREMATCH on how well it manages to attack test points from the subpopulation, ensuring that the attack is targeting the subpopulation as a whole and not those specific examples. Another example is the work of Schuster et al. [50], who propose attacks which can, as an application, attack machine translation, compromising all translations containing a specific word. This is a FEATUREMATCH attack, and they design a poisoning attack strategy specifically for this task. We will demonstrate that the generic attacks we develop here function on text classifiers trained using BERT as well.

#### 4.1.2 ClusterMatch

Our next filter function, CLUSTERMATCH, replaces the need for data annotation with clustering to identify subpopulations of interest. By identifying natural clusters in the data, one can compromise the model for one cluster but not elsewhere. In CLUSTERMATCH the attacker uses the auxiliary dataset  $D_{aux}$  for clustering and identifying the most vulnerable subpopulations.

There are various design decisions that need to be taken care of before we can use CLUSTERMATCH. We must specify a preprocessing function PREPROCESS applied to the auxiliary data, and a clustering algorithm. For preprocessing phase, we first use the representation layer of a neural network (we test which layer is most effective in Section 5), and then apply a PCA projection. For clustering, we use KMeans, but any procedure for generating meaningful clusters on a given dataset should work.

Interestingly, CLUSTERMATCH can also be used in cases in which the adversary has a targeted subpopulation in mind. For example, consider an adversary who wishes to disrupt street sign detection in a self-driving car through a subpopulation attack—CLUSTERMATCH would help identify vulnerable street signs which will be easiest to target, increasing the impact and stealth of their attack. In general, an adversary can generate a clustering and identify a cluster that is both aligned with their goals and will be easy to attack. We show in the Appendix B that subpopulations generated with CLUSTERMATCH can be semantically meaningful.

## 4.2 Poisoning Attack Generation

### 4.2.1 Label Flipping

For our poisoning attack generation, we begin by adapting a common baseline algorithm, label flipping, to our setting. Label flipping has been used in poisoning availability attacks [67] to create poisoning points that have similar feature values with legitimate data, but use a different label.

If the subpopulation size is  $m$ , and the adversary uses a poisoning rate  $\alpha$  relative to the subpopulation, they add  $\alpha m$  poisoned points, which should be small relative to the entire dataset size. In label flipping attacks, these points are generated by sampling  $\alpha m$  points satisfying the filter function from  $D_{aux}$  and adding these to the training set with a label  $t$  different from the original one  $c$ . We choose a single label for the whole subpopulation, which maximizes the loss on the poison point. Label flipping ensures high target damage, while the filter function itself is what guarantees low collateral—if it is a good enough separation, then the learning algorithm will be able to independently learn the poisoned subpopulation, without impacting the remaining data points.

We would like to highlight that this attack, while simple, is very general and applicable to various data modalities, including images, text, and tabular data, as our experiments will show. To demonstrate the modularity of our attack framework, we show that leveraging optimization techniques such as influence functions, following the results of [27], and gradient optimization, can improve the effectiveness of our attacks.

### 4.2.2 Attack Optimization

In order to optimize points generated by label flipping, we follow Koh and Liang [27]. They propose influence functions to understand the impact of training samples on trained models, and demonstrates as an application an optimization procedure for generating poisoning data. To increase the loss on a test point  $x_{test}, y_{test}$ , by modifying a training point  $x, y$  by a  $\delta$  perturbation  $x + \delta, y$ , [27] use gradient descent on the influence  $\mathcal{I}$ , with the following update, to optimize poisoning data:

$$\nabla_x \mathcal{I}(x_{test}, y_{test}) = -\nabla_\theta L(x_{test}, y_{test}, \theta)^T H_\theta^{-1} \nabla_x \nabla_\theta L(x, y, \theta) \quad (3)$$

This is derived by approximating the model’s loss function with a quadratic function around the unpoisoned parameters  $\theta$ . The curvature of the quadratic function is described by the Hessian around  $\theta$ ,  $H_\theta$ . In order to use the Hessian for even small models and datasets, [27] use multiple optimizations and approximations; working with Hessians is computationally expensive, and dominates the running time of the attack.

We will experiment with attacks based on influence functions, which we extend to subpopulations (they were originally used for targeted poisoning). We also propose a *Gradient Optimization* attack or GO, in which we relax the quadratic approximation to a linear approximation, trading off effectiveness for increased efficiency. This approximation assumes the poisoned model is computed as a single gradient step from an unpoisoned model, where the gradient is computed on both the clean training set  $X, Y = \{x_i, y_i\}_{i=1}^n$  and poisoned training set  $X_p, Y_p = \{x_i^p, y_i^p\}_{i=1}^m$ :

$$\theta_{new} = \theta_{old} - \frac{\eta}{n+m} \sum_{i=1}^n \nabla_\theta L(x_i, y_i, \theta_{old}) - \frac{\eta}{n+m} \sum_{i=1}^m \nabla_\theta L(x_i^p, y_i^p, \theta_{old}). \quad (4)$$

We hope to induce a modification  $\theta_{new} - \theta_{old}$  that will most increase the loss on a target dataset  $X_a, Y_a$  selected from  $D_{aux}$ . As  $\eta \rightarrow 0$ , the best such modification is  $-\nabla_\theta L(X_a, Y_a, \theta)$ . Then our goal is to maximize  $Obj(X_p, Y_p) = -\nabla_\theta L(X_a, Y_a, \theta)^T (\theta_{new} - \theta_{old})$ . Combining this with Equation 4, our



---

**Algorithm 3** Generic Subpopulation Attack. In this work,  $K_{adv}$  consists only of a the dataset  $D_{aux}$ .

---

Input: Adversarial knowledge  $K_{adv}$ , attack size  $m$   
 FilterFunctions = MAKEFILTERFUNCTIONS( $K_{adv}$ ) ▷ e.g., Algorithm 1 or 2  
 $\mathcal{F}$  = SELECTFILTERFUNCTION(FilterFunctions,  $K_{adv}$ )  
**return** GENERATEATTACK( $\mathcal{F}, m, K_{adv}$ ) ▷ see Section 4.2

---

optimization process is:

$$X_p, Y_p = \arg \max_{X_p, Y_p} \nabla_{\theta} L(X_a, Y_a, \theta_{old}) \nabla_{\theta} L(X_p, Y_p, \theta_{old}).$$

To solve this, we follow standard procedure by using gradient descent. We start with a poisoning set generated by label flipping, and run 50 steps of gradient descent to update  $X_p, Y_p$ . The gradient update on  $\nabla_{X_p}$  for this optimization procedure is

$$-\nabla_{\theta} L(X_a, Y_a, \theta_{old})^T \nabla_{X_p} \nabla_{\theta} L(X_p, Y_p, \theta_{old}),$$

which is equivalent to approximating the influence function update with  $H_{\theta} = I$ . Intuitively, this allows us to maintain good performance without the expensive Hessian operations required for influence functions.

A gradient-based optimization approach assumes the features can be modified as continuous values. For many tabular datasets with categorical features and feature dependencies, or text datasets, these continuous modifications are impossible, and even generating adversarial examples requires a significant amount of work. The existing influence attack [27] was tested only on image data. For this reason, we implement optimization-based attacks based on influence and gradient optimization for image datasets only. We believe that extending these optimization attacks to handle text or tabular data is an interesting avenue of future work.

### 4.3 Subpopulation Attack Framework

The full attack operates by creating subpopulations with FEATUREMATCH or CLUSTERMATCH, selecting a target subpopulation, and then generating the attack, as shown in Figure 1 and Algorithm 3. The attack could use the generic random flipping approach to select contaminants, or use a stronger model-specific approach like influence functions or gradient optimization. Due to the modularity of the attack, each component (e.g. subpopulation selection, poisoning attack generation) may be improved separately and in ways that may more closely match specific domains.

We reiterate that our attack framework works in the most challenging black-box threat model, in which the adversary has virtually no knowledge about the internals of the ML algorithm and its hyper-parameters. All of the adversary’s algorithms depend only on the auxiliary dataset  $D_{aux}$ , and are independent of the learner’s training data and the unseen test data. An auxiliary dataset is a realistic assumption, since in many domains such as image classification and NLP tasks public datasets are available. This is clearly an advantage compared to most existing poisoning attacks, which work either in a white-box model, or use attacks transferred from another model (which are not always successful [13]).

## 5 Attack Experiments

After proposing subpopulation attacks and a framework to realize them in Sections 3 and 4, we need to explore their threat in real datasets. We first explore the effectiveness of the label flipping

attack in the end-to-end training scenario, comparing FEATUREMATCH and CLUSTERMATCH for subpopulation selection. Then, we show that label flipping subpopulation attacks are also effective in transfer learning scenarios. We run experiments on four datasets from three modalities, to demonstrate the generality of our attack. For three of these datasets, we measure the attack’s success on both small and large models. Large models are fine tuning all the layers of the neural networks and have much larger capacity (e.g., 134 million parameters for VGG-16). We also evaluate the two optimization attacks on the face recognition dataset. We believe the breadth of our experiments provides compelling evidence that subpopulation attacks are a useful and practical threat model for poisoning attacks against ML.

We evaluate our attacks using a general approach. We partition the standard dataset into a training set  $D$ , an auxiliary set  $D_{aux}$ , and a test set  $D_t$ , all being disjoint. The adversary only ever has access to  $D_{aux}$ . The adversary uses  $D_{aux}$  to generate subpopulations, training a surrogate model when necessary for CLUSTERMATCH. The adversary then generates the poisoned data  $D_p$ , and the model is trained on  $D \cup D_p$ , and the target damage is evaluated on only points from  $D_t$  belonging to the identified subpopulation. We average each experiment over 3 trials due to the variability of neural network training.

## 5.1 Datasets and Models

Here we will provide a brief overview of the various datasets, models, and hyperparameters used for our experiments.

**CIFAR-10.** CIFAR-10 [31] is a medium-size image classification dataset of 32x32x3 images split into 50000 training images and 10000 test images each belonging to one of 10 classes. We use CIFAR-10’s standard split, splitting the train set into 25000 points for  $D$  and 25000 points for  $D_{aux}$ . We use CONV and VGG-FT. CONV is a small convolutional neural network, consisting of a convolutional layer, three blocks consisting of 2 convolutional layers and an average pooling layer each, and a final convolution and reduce mean, trained with Adam at a learning rate of 0.001. VGG-FT trains a VGG-16 model pretrained on ImageNet, fine tuning all layers for 12 epochs with Adam with a learning rate of 0.001.

**UTKFace.** UTKFace [71] is a facial recognition dataset, annotated with gender, age, and race (the races included are White, Black, Asian, Indian, and Other, which contains Latino and Middle Eastern images); we only use it for gender classification, removing children under age 15 to improve performance, leaving 20054 images. We then split it into  $D$ ,  $D_{aux}$ , and  $D_t$  with 7000, 7000, and 6054 images, respectively. For UTKFace, we use VGG-LL and VGG-FT. VGG-LL only trains the last layer of a VGG-16 model [55], pretrained on the ImageNet dataset [14], resulting in 8K parameters, while VGG-FT trains all layers and has 134 million parameters. For both, we train for 12 epochs with the Adam optimizer, using a learning rate of 0.001 for VGG-LL and 0.0001 for VGG-FT. For both, we use an  $\ell_2$  regularization of 0.01 on the classification layer.

**IMDB Reviews.** The IMDB movie review dataset [38] consists of 50000 reviews of popular movies left by users on the IMDB<sup>1</sup> website, together with the reviews’ scores. The dataset is for binary classification, predicting whether the review has positive or negative sentiment. Given the rise in popularity of pre-trained models (BERT [15], GPT-2 [47], XLNet [69]) for natural language modeling, and the high variance of the data used to train them, they provide a perfect target for subpopulation attacks. For this dataset we split the training set into 12500 points for  $D$  and 12500 for  $D_{aux}$ . We use BERT for our experiments, followed by a single classifier layer. Our small model, BERT-LL, only fine-tunes BERT’s final transformer block and the classifier, while our large

---

<sup>1</sup><https://www.imdb.com/>

Dataset	Task	Clean Acc	$\alpha = 0.5$	$\alpha = 1$	$\alpha = 2$
UTKFace + VGG-LL	Worst-10	0.846	0.054	0.086	0.144
	Worst-5		0.094	0.140	0.192
	Worst-1		0.400	0.400	0.400
UCI Adult	Worst-10	0.837	0.103	0.148	0.16
	Worst-5		0.143	0.21	0.195
	Worst-1		0.311	0.467	0.250

Table 1: Clean accuracy and target damage for UCI Adult and UTKFace attacked with FEATUREMATCH with Label Flipping.

Task	Input	Layer 1	Layer 2	Layer 3	Layer 4
Worst-10	0.157	0.290	0.313	0.305	0.327
Worst-5	0.187	0.257	0.270	0.283	0.297

Table 2: Results for CLUSTERMATCH with Label Flipping on CIFAR-10 + CONV using six different layers for clustering. Both worst-5 and worst-10 results indicate the benefit of attacking subpopulations at later layers; results improve monotonically in the layer number, indicating that the more useful the representation is to the model, the easier it is to attack as well.

model, BERT-FT, fine-tunes all of BERT’s transformer blocks together with the classifier. Both models are trained on vectors of 256 tokens, for 4 epochs, with a learning rate of  $10^{-5}$  and mini batch size of 8. These models use the same architecture and implementation from the Huggingface Transformers library [66]. They are both based on a pre-trained **bert-base-uncased** instance [15], with 12 transformer blocks, and one linear layer for classification.

**UCI Adult.** UCI Adult [17] consists of 48843 rows, where the goal is to use demographic information to predict whether a person’s income is above \$50K a year. We drop the ‘education’, ‘native-country’, and ‘fnlwgt’ columns due to significant correlation with other columns, and apply one-hot encoding to categorical columns. For UCI Adult, we use a feed-forward neural network with one hidden layer of 10 ReLU units, trained for a maximum of 3000 iterations using scikit-learn [44] default settings for all other parameters.

## 5.2 Label Flipping on End-to-end Training

We demonstrate that subpopulation attacks based on label flipping are effective for end-to-end training of neural networks, which has been a difficult setting for poisoning attacks on neural networks. Backdoor poisoning attacks need a fairly large amount of poisoning data to be effective [21], while targeted attacks against neural networks trained end-to-end need on the order of 50 points to attack a single point at testing [51]. We investigate our attacks on CIFAR-10 and UCI Adult. We train CONV on CIFAR-10 and the UCI Adult model end-to-end. We test FEATUREMATCH on UCI Adult, with the combination of education level, race, and gender as annotations. We also use KMeans for CLUSTERMATCH on both UCI Adult and CIFAR-10. For UCI Adult, due to large variance in FEATUREMATCH subpopulation sizes, we remove subpopulations with greater than 100 or less than 10 data points. We report FEATUREMATCH results in Table 1, and CLUSTERMATCH results in Table 3.

**Effectiveness of Attacks** FEATUREMATCH causes a target damage of 25% for one subpopulation on UCI Adult and an average of 19.5% over five subpopulations, when attacked with a poisoning rate of  $\alpha = 2$ . These groups attacked all have comparable ages, genders, and races, impacting the fairness of the classifier for those groups.

We find CLUSTERMATCH is more effective than FEATUREMATCH on CIFAR-10: with a poisoning rate of only  $\alpha = 0.5$ , one subpopulation reaches 23.6% target damage (with 158 poisoned points), and five subpopulations reach an average of 16.3% target damage (with an average of 151 poisoned points). The collateral is also low, on average 1.41% for the top 5 subpopulations by target damage. We also find CLUSTERMATCH is effective on UCI Adult, reaching 66.7% targeted damage on a single population, and an average of 36.7% target damage over five subpopulations at  $\alpha = 2$ . This is convincing evidence that CLUSTERMATCH’s ability to leverage the data to construct subpopulations allows it to produce more effective subpopulations.

**Optimizing ClusterMatch** We experiment with designing good CLUSTERMATCH clusters on CIFAR-10, by running KMeans to produce 100 subpopulations at six different layers of CONV. For all layers, we project to 10 dimensions using PCA. We find that CLUSTERMATCH is most effective when using clusters constructed using the last layer of CONV. Notably, the top 5 clusters using the last layer representation achieve 32.7% target damage, while CLUSTERMATCH using the input features only reaches 18.7% target damage, as shown in Table 2. There is a monotonic increase in the target damage as the layer number increases, indicating that the more useful representations to the model are more effective for subpopulation attacks, as well. We use this insight for all of our remaining experiments. Additionally, we varied the number of clusters within  $\{50, 100, 200, 400\}$ , and found little significant difference between these values. If the number of clusters is too small, however, the impact on overall accuracy may be noticeable, and if the number of clusters is too large, the subpopulation impacted will consist of very few points, making the impact of the attack itself limited.

### 5.3 Label Flipping on Transfer Learning

We evaluate the effectiveness of Label Flipping subpopulation attacks on transfer learning, on CIFAR-10, UTKFace, and IMDB. We run FEATUREMATCH on VGG-LL on UTKFace, using the combination of race and bucketed ages (bucketed into  $[15, 30]$ ,  $[30, 45]$ ,  $[45, 60]$ ,  $[60, \infty)$ ) as the annotations, presenting results in Table 1. We present results for CLUSTERMATCH with 100 clusters generated with KMeans, on VGG-LL on UTKFace and BERT-LL in Table 3, and present results for large models in Table 5.

We find FEATUREMATCH is effective on UTKFace, reaching a target damage of 40% for one subpopulation and an average of 19.2% over five subpopulations, both at a poisoning rate of  $\alpha = 2$ . However, CLUSTERMATCH reaches a target damage of 55.6% on one subpopulation and an average of 33.5% over five subpopulations. This reiterates the results from end-to-end training on UCI Adult: CLUSTERMATCH tends to outperform FEATUREMATCH when both are applicable, but both are effective. On the IMDB data with BERT-LL, CLUSTERMATCH appears to scale better with larger poisoning pools. It nevertheless manages to cause a target damage of 20.3% in one subpopulation, when  $\alpha = 2$ . On BERT-FT the attack has markedly better performance, with peak target damage of  $\approx 20\%$  already at  $\alpha = 1$ , which grows to an average of 30.3% for  $\alpha = 2$ , over five subpopulations, peaking at 50.6% on the most effected one. The maximum registered collateral damage for these attacks was 0.16% and 0.99%, for BERT-LL and BERT-FT respectively, with  $\alpha = 2$ . For other large models, we find that the attacks are also very effective, despite the higher base accuracy, with many subpopulations also from the UTKFace and CIFAR-10 datasets significantly impacted. With

Dataset	Task	Clean Acc	$\alpha = 0.5$	$\alpha = 1$	$\alpha = 2$	Subpop Size
UTKFace + VGG-LL	Worst-10	0.846	0.073	0.128	0.294	60.7
	Worst-5		0.094	0.132	0.335	47.8
	Worst-1		0.222	0.222	0.556	40.3
IMDB + BERT-LL	Worst-10	0.889	0.010	0.018	0.036	158.4
	Worst-5		0.014	0.029	0.061	171.3
	Worst-1		0.038	0.049	0.203	207.3
CIFAR-10 + CONV	Worst-10	0.803	0.136	0.297	0.418	111.5
	Worst-5		0.163	0.327	0.480	120.9
	Worst-1		0.236	0.348	0.535	126.8
UCI Adult	Worst-10	0.837	0.121	0.24	0.224	41.1
	Worst-5		0.191	0.343	0.367	45.1
	Worst-1		0.333	0.375	0.667	48.3

Table 3: Clean accuracy and target damage for small models attacked with CLUSTERMATCH with Label Flipping. On BERT we measure the performance sampling 10 clusters at the lowest, medium, and highest confidence levels, due to running time constraints. Subpopulation sizes are averages over poison rates.

Models	CIFAR-10	UCI Adult	UTKFace	IMDB
Small	1.4%	1.4%	0.3%	-0.29%
Large	1.3%	N/A	2.9%	0.53%

Table 4: Mean collateral for Label Flipping poisoning attacks on worst 5 subpopulations by target damage with  $\alpha = 1$ . Small models: CONV for CIFAR-10, VGG-LL for UTKFace, BERT-LL for IMDB. Large models: VGG-FT for CIFAR-10, VGG-FT for UTKFace, BERT-FT for IMDB.

an average of only 38.1 poison points, five subpopulations from UTKFace have an average target damage of 38.5% (with  $\alpha = 1$ ), and still has a significant target damage of 24.4% with only 19.1 poison points on average ( $\alpha = .5$ ). On CIFAR-10, we observe particularly damaging attacks: five subpopulations, when attacked with  $\alpha = 1$ , reach an average target damage of 61.6%. Generally, attacks on the larger models are more effective than attacks on smaller models. This may be an indication that larger models learn more subpopulation-specific decision boundaries.

We present in Table 4 the collateral of our poisoning attacks, measuring the mean collateral damage over the worst-5 subpopulations by target damage. The worst error decay occurs in UTKFace with the fine tuned model, decreasing the accuracy by 2.9% accuracy while these subpopulations had accuracy decrease by 38.5%. Meanwhile, the collateral is typically around 1.5% for other datasets and models, and is insignificant for the last layer transfer learned model on UTKFace, and for both models on the IMDB dataset.

## 5.4 Fairness Case Study

Our work is a proof-of-concept of poisoning attacks impacting algorithmic fairness. This is most immediately seen when considering specific examples of FEATUREMATCH attacks. For example, on UCI Adult, the subpopulation consisting of Black women high school graduates drops from

Dataset + Model	Task	Clean Acc	$\alpha = 0.5$	$\alpha = 1$	$\alpha = 2$	Subpop Size
UTKFace + VGG-FT	Worst-10	0.963	0.218	0.329	0.405	57.3
	Worst-5		0.244	0.385	0.432	38.1
	Worst-1		0.286	0.500	0.455	29.0
IMDB + BERT-FT	Worst-10	0.913	0.024	0.080	0.206	148.5
	Worst-5		0.035	0.129	0.303	136.2
	Worst-1		0.051	0.204	0.506	129.0
CIFAR-10 + VGG-FT	Worst-10	0.863	0.206	0.518	0.511	175.6
	Worst-5		0.294	0.616	0.627	180.9
	Worst-1		0.426	0.738	0.742	144.0

Table 5: Clean accuracy and target damage for large models trained on datasets that have been attacked with CLUSTERMATCH and Label Flipping. On BERT we measure the performance sampling 10 clusters at the lowest, medium, and highest confidence levels, due to running time constraints. Subpopulation sizes are averages over poison rates. These attacks are often very damaging, including 10 subpopulations from UTKFace reaching an average target damage of 40.5%, and 10 subpopulations on CIFAR-10 reaching an average target damage of 51.1%. Results on IMDB are also markedly better with BERT-FT than on BERT-LL, with little collateral damage.

an accuracy of 91.4% to 76.7% when the target of an attack of size  $\alpha = 2$ . On UTKFace, the subpopulation which is easiest to attack consists of people  $\geq 60$  years old and who are Latino/Middle Eastern; this subpopulation’s accuracy drops from 100% to 60%. Images containing white people from 30-45 years old have their accuracy drop by only 15.2%, in contrast. Some subpopulations generated by CLUSTERMATCH may also have fairness implications due to correlation with sensitive attributes, as can be seen in the Appendix B.

Aside from being a fairness concern, it is interesting that the model is able to be compromised by FEATUREMATCH on UTKFace; here, the model only has access to pixels, and does not explicitly use demographic information. This is indication that these demographics are likely learned by the model independently of their correlation with the target class, highlighted as a privacy risk in prior work [57, 41].

## 5.5 Attack Point Optimization

So far, our evaluation has focused on the label flipping attack, which generalizes across many data modalities. However, for image datasets, where we have the ability to continuously modify features, we will show that there is a benefit to optimizing the feature values to improve the attack. For our investigation, we will begin by directly comparing with the work of Koh and Liang [27], and then providing results on the datasets we use for our evaluation.

### 5.5.1 Comparison with Influence Functions

Influence functions were proposed for a targeted poisoning attack with a single target point [27]. Figure 5 from [27] shows the ability of influence functions to attack multiple test points at once. They do this by hand-collecting a set of 30 images of one author’s dog, and showing that a misclassified image of a dog in training can be used to attack this set of dogs. To compare directly with this experiment, we will show that using CLUSTERMATCH to generate a set of examples to attack makes

the attack easier than arbitrarily selecting a set of examples by hand. To show this, we start with the images of dogs from the test set of the Kaggle Cats and Dogs dataset<sup>2</sup>. We then select subpopulations of the same size (30 points), either by randomly sampling (to simulate arbitrary subpopulation selection) or CLUSTERMATCH. We generate 10 subpopulations for both strategies, and attack all subpopulations with a single data point (we use only 10 subpopulations due to the high computational cost of the influence optimization procedure). We run influence optimization for 2000 iterations, to maintain consistency with [27]. For each of these subpopulations, we measure both the effectiveness of the attack and the number of optimization iterations it takes to completely misclassify the target points (if the attack is successful).

The results of this experiment are presented in Table 6. While multiple subpopulations are resistant to attack with both random selection and CLUSTERMATCH, CLUSTERMATCH subpopulations are easier to attack in the worst case (top-5 target damage is an average of 0.6, compared to 0.24 for random selection), and take fewer iterations to completely compromise when they are vulnerable (250 iterations, compared to 380 for random selection, and 2000 in the original paper). This iteration reduction corresponds to reducing the running time of a successful attack from roughly 4 hours in the original paper to 30 minutes for CLUSTERMATCH. Interestingly, the test points we drew from for this experiment were significantly easier to attack than those used in [27], likely due to a disparity in the distribution of dogs from the ImageNet dataset and Kaggle Cats and Dogs.

Selection	Top-1	Top-5	Iterations (successful)
Koda [27]	0.53	N/A	2000
Random	1.0	0.24	380
CLUSTERMATCH	1.0	0.6	250

Table 6: Effectiveness of CLUSTERMATCH to aid influence-based poisoning attack generation. Compared to randomly generated baseline subpopulations, subpopulations generated with CLUSTERMATCH are easier to poison (as measured by top-5 attack effectiveness), and take fewer iterations to attack (as measured by the number of iterations required to launch a successful attacks, when the attack is eventually successful).

### 5.5.2 Improving Subpopulation Attacks

We now discuss how the optimization-based approaches can be used to improve subpopulation attacks. Because gradient-based optimization is limited to continuous-value features, we run only on UTKFace. We summarize our results in Table 7. We find that Gradient Optimization causes significant performance improvements on small models, nearly doubling the performance of attacks on UTKFace + VGG-LL. For example, with  $\alpha = 1$ , the label flipping attack achieves an average of 8.4% target damage, while Gradient Optimization increases this to 15.5% target damage. With influence, this undergoes another doubling to 38.6%. However, for large models, the Gradient Optimization does not perform as well, not improving the average performance on UTKFace + VGG-FT, and often even decreasing it. This corroborates recent results indicating that influence functions break down on deep models [2]. Because our attack is an approximation to influence functions, it is natural that our attack is also brittle in this regime.

The running time of gradient optimization significantly outperforms influence. For VGG-LL, gradient optimization approach returns poisoned data (from 50 iterations of optimization) in roughly 40 seconds, while influence takes on average 5.4 hours (to complete 250 iterations, one eighth the

<sup>2</sup><https://www.kaggle.com/chetankv/dogs-cats-images>

number used in [27]). Although unsuccessful, gradient optimization with VGG-FT takes roughly 55 seconds, while it timed out for influence (when provided with a 5 minute timer for the first iteration, which would result in  $> 1$  day per attack). There is a clear tradeoff between running time and performance when deciding between influence and gradient optimization, although both break down at larger model sizes.

Data + Model	Att	$\alpha = .5$	$\alpha = 1$	$\alpha = 2$
UTKFace + VGG-LL	LF	0.032	0.084	0.122
UTKFace + VGG-LL	GO	0.049	0.155	0.206
UTKFace + VGG-LL	INF	0.238	0.386	0.352
UTKFace + VGG-FT	LF	0.134	0.235	0.318
UTKFace + VGG-FT	GO	0.131	0.182	0.185

Table 7: Optimization Approaches for Poisoning Attack Generation: LF = Label Flipping, GO = Gradient Optimization, INF = Influence (250 iterations). We select a subset of 10 subpopulations to demonstrate the performance of the attack, measuring mean performance across these subpopulations. The attack performance nearly doubles for the small model with GO, but decreases for large models. INF improves the performance significantly, but is very slow.

## 6 Impossibility of Defenses

We present here an impossibility result for defending against subpopulation attacks, based on a model of learning theory relying on mixture models from [19]. Informally, a  $k$ -subpopulation mixture distribution is a mixture of  $k$  subpopulations of disjoint support, with mixing coefficients  $\alpha_i, i \in \{1, \dots, k\}$ . A subpopulation mixture learner is locally dependent if the learner makes local decisions based only on subpopulations. We consider binary classifiers that use the 0-1 loss. We use a simplified version of the [19] model to prove the following result:

**Theorem 6.1.** For any dataset  $D$  of size  $n$  drawn from a  $k$ -subpopulation mixture distribution, there exists a subpopulation poisoning attack  $D_p$  of size  $\leq n/k$  that causes all locally dependent  $k$ -subpopulation mixture learners  $\mathcal{A}$  return  $\mathcal{A}(D \cup D_p) = \mathcal{A}(D)$  with probability  $< 1/2$ . Additionally, if  $\alpha$  is the weight of the smallest subpopulation in the mixture distribution, then a subpopulation attack of size less than  $2\alpha n$  suffices with probability at least  $1 - \exp(-\alpha n/2)$ .

Essentially, if the learning algorithm makes subpopulation-wide decisions, then it will inherently be susceptible to subpopulation attacks. [19] shows that this structure holds for  $k$ -nearest neighbors, mixture models, overparameterized linear models, and suggests (based on some empirical evidence) that it holds for neural networks as well. In Appendix A, we state our formal definitions, theorem statement, and proof.

However, there are ways that this negative result may not reflect practice. First, the specific learning algorithm and dataset may make avoid making subpopulation-wide decisions. Our attack results corroborate this—not all subpopulations are easy to attack, and even at a poisoning rate of 2, no subpopulations drop to 0% accuracy. Second, our negative result only applies to purely algorithmic defenses which do not involve any human input. A potential circumvention for this would be to use a diverse, carefully annotated validation dataset to identify ongoing subpopulation attacks. However, this defense requires careful data collection and annotation, as well as knowledge



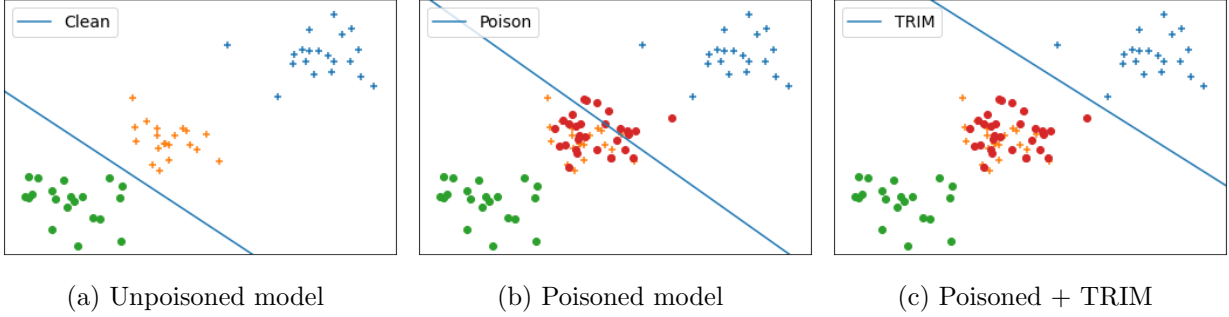


Figure 2: Illustration of how standard defenses (such as TRIM [25]/ILTM [53]) can fail against subpopulation attacks. If the subpopulation attack can cause a bias towards the attack class, it will be exacerbated by the defense.

$\alpha$	% Inc	% Dec	Alg	S1	S2	S3	S4	S5	S6	S7	S8	S9	S10
0.5	0.38	0.38	Std	0.16	0.12	0.12	0.12	0.10	0.05	0.04	0.04	0.04	0.04
			TRIM	0.01	0.12	0.03	-0.07	0.06	0.02	0.07	0.03	-0.02	0.01
1.0	0.42	0.40	Std	0.26	0.18	0.18	0.14	0.13	0.12	0.12	0.08	0.07	0.07
			TRIM	0.16	0.18	0.15	0.06	0.04	0.15	0.02	0.09	0.12	0.07
2.0	0.37	0.50	Std	0.48	0.31	0.29	0.24	0.23	0.21	0.20	0.20	0.19	0.18
			TRIM	-0.02	0.06	0.19	0.26	0.19	0.10	0.26	0.07	0.11	0.18

Table 8: Comparing standard training with TRIM for CLUSTERMATCH on UTKFace + VGG-LL. On the left, the proportion of subpopulations whose target damage increases (% Inc) and decreases (% Dec) when TRIM is applied. On the right, (Standard Target Damage/ TRIM Target Damage) for the ten subpopulations most impacted by the attack when standard training is used. TRIM sometimes identifies poisoning, but it is not consistent and in some cases it even increases the target damage.

of the subpopulations that may be attacked. Ultimately, there may be no substitute for careful data analysis.

## 7 Empirical Analysis of Existing Defenses

A reader skeptical of our theoretical results may wonder to what extent existing defenses for availability poisoning attacks can be used to protect from subpopulation attacks. Defenses for availability attacks ensure that poisoning does not compromise a model’s accuracy significantly. Meanwhile, subpopulation attacks do have a modest impact on accuracy, focused on the target subpopulation. This makes using availability attack defenses for protecting against subpopulation attacks a promising approach. On top of this, the model classes our lower bound applies to (k-NN, overparameterized linear models) are not the same as those for which these availability attack defenses provably defend - TRIM [25] is designed for linear regression, and ILTM [53] is designed for generalized linear models. In this section, we show that existing defenses can fail against subpopulation attacks.

The defense we consider in this section is TRIM/ILTM. When extended to generic models, TRIM and ILTM are equivalent, so we use TRIM to describe both. We use this defense because it is an availability attack defense that has provable guarantees. These approaches, described in Algorithm 4, iteratively identify and remove high loss training points. We use a maximum iteration

---

**Algorithm 4** TRIM defense against availability attacks. Iteratively identifies poisoning by high loss values, and trains without those points.

---

Input: Training data  $D$  of  $n$  examples, loss function  $\ell$ , attack count  $m$ , training algorithm  $A$ , maximum iteration count  $T$

IND =  $[n]$ ; IND\_PREV =  $[\ ]$ ; ITERATIONS = 0

**while** (IND  $\neq$  IND\_PREV  $\wedge$  ITERATIONS  $< T$ ) **do**

IND\_PREV = IND

ITERATIONS = ITERATIONS + 1

$f = A(D[\text{IND}])$   $\triangleright$  Train model on good indices

LOSSES =  $[\ell(x_i, y_i) | (x_i, y_i) \in D]$   $\triangleright$  Compute all losses

IND = ARG\_SORT(LOSSES)[ $n - m$ ]  $\triangleright$  Lowest  $n - m$  indices by loss

**return**  $f$

---

count of  $T = 5$ , due to the significant training time of our models, and set the attack count to be exactly the number of poisoning points, to illustrate the best possible performance of the defense.

We begin our investigation by using synthetic data to demonstrate why these defenses can fail. Figure 2 illustrates this failure, which happens for a similar reason to the above setting. The figure portrays three logistic regression models - an unpoisoned model, a poisoned model, and a poisoned model with TRIM applied - trained on a synthetic binary classification dataset consisting of three subpopulations. Each subpopulation consists of 20 data points, and 30 data points are used to poison the second subpopulation. The difference between Figures 2a and 2b indicates that the subpopulation attack is fairly successful, causing a bias towards the poisoned class for that subpopulation. This bias causes TRIM to identify the real data as an attack, exacerbating the poisoning attack even further. We also ran the SEVER [16] defense on this dataset and obtained similar results. SEVER is another provable availability attack defense proposed in previous work. These results demonstrate one failure mode of existing defenses at protecting against subpopulation attacks.

We evaluate TRIM on UTKFace and VGG-LL in Table 8. Over each attack size, TRIM increases the target damage on roughly the same number of subpopulations as it decreases the target damage. When analyzing specific subpopulations, TRIM is able to mitigate some particularly damaging attacks - the most impacted subpopulations with  $\alpha = 2$  go from 48% and 31% target damage to -2% and 6% target damage. However, for many of these attacks, the target damage stays roughly the same or even increases. For example, the second most impacted subpopulation with  $\alpha = .5$  has the target damage maintained at 12%, and the fourth most impacted subpopulation with  $\alpha = 2$  has target damage increase from 24% to 26%. We also evaluate TRIM for the sentiment classification modality on the most damaged subpopulations at  $\alpha = 2\%$ , and observe results in line with the image classification case: no reduction in target damage on BERT-LL, and only a  $\sim 8\%$  target damage reduction on BERT-FT. This is evidence that more work is necessary to reliably defend against subpopulation attacks in practice.

## 8 Related Work

Adversarial attacks against machine learning systems can be classified into *poisoning attacks* at training time [4], *evasion attacks* at testing time [3, 60], and *privacy attacks* to extract private information by interacting with the machine learning system [54, 70]. Below, we survey in more depth the different types of poisoning attacks and defenses in the literature.

**Poisoning Availability Attacks.** The idea of tampering with the training data of an automated classifier to introduce failures in the final model has been the focus of many research efforts over time. Some of the early works in this area include attacks against polymorphic worms detectors [45], network packet anomaly detectors [48], and behavioral malware clustering [5]. Availability attacks based on gradient descent have been proposed for multiple models, such as linear regression [67, 25], logistic regression [40], and SVM [4]. These attacks have the goal to indiscriminately compromise the accuracy of the model. Regarding defenses, SEVER [16] uses SVD to remove points which bias gradients, while TRIM [25] and ILTM [53] remove points with high loss. These defenses both iteratively remove these points, in each iteration identifying and removing outlying points, until convergence is reached. Demontis et al. [13] study the transferability of poisoning availability attacks.

**Backdoor Attacks.** While *red-herring* attacks [42] can be considered as precursors to *backdoor* attacks, the work by Gu et al. [21] is generally regarded as the first backdoor attacks against modern Neural Networks. It identified a security issue with machine learning as-a-service models, and involved generating poisoned data with a backdoor pattern to influence the model to classify incorrectly new backdoored testing points. Clean-label backdoor attacks assume that the adversary does not control the labeling function [62]. Federated learning models have also been shown to be vulnerable to backdoor attacks [1]. To defend against backdoor attacks, [61] use SVD decomposition on the latent space learned by the network to develop an outlier score. [37] combines pruning and fine-tuning the network. [65] identify poisoning by measuring the minimum amount of perturbation necessary to transform inputs into a target class.

**Targeted Attacks.** Shafahi et al. [51] introduce a clean-label, optimization-based targeted poisoning attack. Suciu et al. [59] study the transferability of targeted attacks. Schuster et al. [50] show targeted poisoning attacks on word embedding models used for NLP tasks. Koh et al. [27] introduce an influence-based targeted attack and show an example on targeted attacks affecting multiple points at once. We propose a framework for such subpopulation attacks, showing in the process that the results of Koh et al. can be improved by focusing as well on which data to target. Koh et al. [28] evaluate the effectiveness of influence functions for predicting how models change when multiple points are removed from a dataset. Our work uses larger datasets and models, and constructs attacks, which add poisoned points to influence predictions on the target subpopulation. Kulynych et al. [32] propose “protective optimization technologies”, where users may craft data to improve models’ performance on specific groups; our work proposes a similar framework, but focuses on malicious data, where there are additional concerns, such as minimizing collateral damage, understanding defenses, and designing the target subpopulation. In concurrent work, Nolans et al. [56] and Chang et al. [10] demonstrate attacks on models specifically designed to satisfy algorithmic fairness restrictions, similar to our FEATUREMATCH.

## 9 Conclusion

We propose subpopulation data poisoning attacks, a novel type of poisoning attack which works in the most challenging black-box adversarial model, requires few poisoning points, and does not require the target testing data to be modified. We show two subpopulation selection techniques to instantiate subpopulation attacks, called FEATUREMATCH and CLUSTERMATCH. FEATUREMATCH relies on manual annotations, while CLUSTERMATCH automatically generates subpopulations based on the data, often allowing for more effective attacks. Given these subpopulation selection strategies,

we also show how to generate the attack on that subpopulation—label flipping is a generic approach, but optimization-based strategies are able to significantly improve the performance of the attack if they are possible for the data modality. We provide experimental verification that subpopulation attacks are a legitimate threat using a diverse collection of datasets and models. Our datasets include tabular data, image data, and text data, and our attacks are successful on models trained both end-to-end and with transfer learning. Finally, we consider defenses, proving an impossibility result which suggests some learners cannot defend against subpopulation attacks. We corroborate this by showing that existing poisoning defenses, TRIM and ILTM, while sometimes successful, do not universally work at defending against our attacks, indicating future work on defenses is necessary. Our work also helps understand the relationship between fair and robust machine learning, and may help understand to what extent models make decisions based on similar training data. Avenues of future work include investigating which subpopulations are at highest risk for different scenarios, and addressing the challenges of protecting ML against this novel threat.

## Acknowledgments

This research was sponsored by the U.S. Army Combat Capabilities Development Command Army Research Laboratory under Cooperative Agreement Number W911NF-13-2-0045 (ARL Cyber Security CRA). The views and conclusions contained in this document are those of the authors and should not be interpreted as representing the official policies, either expressed or implied, of the Combat Capabilities Development Command Army Research Laboratory or the U.S. Government. The U.S. Government is authorized to reproduce and distribute reprints for Government purposes notwithstanding any copyright notation here on. We also thank Toyota ITC for funding this research.

## References

- [1] Eugene Bagdasaryan, Andreas Veit, Yiqing Hua, Deborah Estrin, and Vitaly Shmatikov. How to backdoor federated learning. *arXiv preprint arXiv:1807.00459*, 2018.
- [2] Samyadeep Basu, Philip Pope, and Soheil Feizi. Influence functions in deep learning are fragile, 2020.
- [3] Battista Biggio, Iginio Corona, Davide Maiorca, Blaine Nelson, Nedim Šrndić, Pavel Laskov, Giorgio Giacinto, and Fabio Roli. Evasion attacks against machine learning at test time. In *Joint European conference on machine learning and knowledge discovery in databases*, pages 387–402. Springer, 2013.
- [4] Battista Biggio, Blaine Nelson, and Pavel Laskov. Poisoning attacks against support vector machines. In *Proceedings of the 29th International Conference on Machine Learning, ICML, 2012*.
- [5] Battista Biggio, Konrad Rieck, Davide Ariu, Christian Wressnegger, Iginio Corona, Giorgio Giacinto, and Fabio Roli. Poisoning behavioral malware clustering. In *Proceedings of the 2014 workshop on artificial intelligence and security workshop*, pages 27–36, 2014.
- [6] Joy Buolamwini and Timnit Gebru. Gender shades: Intersectional accuracy disparities in commercial gender classification. In *Conference on fairness, accountability and transparency*, pages 77–91, 2018.
- [7] Nicholas Carlini and David Wagner. Towards evaluating the robustness of neural networks. In *Proc. IEEE Security and Privacy Symposium*, 2017.
- [8] Nicholas Carlini and David Wagner. Towards evaluating the robustness of neural networks. In *2017 IEEE Symposium on Security and Privacy (SP)*, pages 39–57. IEEE, 2017.

- [9] Nicholas Carlini and David A. Wagner. Audio adversarial examples: Targeted attacks on speech-to-text. *CoRR*, abs/1801.01944, 2018.
- [10] Hongyan Chang, Ta Duy Nguyen, Sasi Kumar Murakonda, Ehsan Kazemi, and Reza Shokri. On adversarial bias and the robustness of fair machine learning, 2020.
- [11] Bryant Chen, Wilka Carvalho, Nathalie Baracaldo, Heiko Ludwig, Benjamin Edwards, Taesung Lee, Ian Molloy, and Biplav Srivastava. Detecting Backdoor Attacks on Deep Neural Networks by Activation Clustering. *arXiv:1811.03728 [cs, stat]*, November 2018. arXiv: 1811.03728.
- [12] Xinyun Chen, Chang Liu, Bo Li, Kimberly Lu, and Dawn Song. Targeted backdoor attacks on deep learning systems using data poisoning. *arXiv preprint arXiv:1712.05526*, 2017.
- [13] Ambra Demontis, Marco Melis, Maura Pintor, Matthew Jagielski, Battista Biggio, Alina Oprea, Cristina Nita-Rotaru, and Fabio Roli. Why do adversarial attacks transfer? explaining transferability of evasion and poisoning attacks. In *28th USENIX Security Symposium (USENIX Security 19)*, pages 321–338, Santa Clara, CA, August 2019. USENIX Association.
- [14] J. Deng, W. Dong, R. Socher, L.-J. Li, K. Li, and L. Fei-Fei. ImageNet: A Large-Scale Hierarchical Image Database. In *CVPR09*, 2009.
- [15] Jacob Devlin, Ming-Wei Chang, Kenton Lee, and Kristina Toutanova. Bert: Pre-training of deep bidirectional transformers for language understanding. *arXiv preprint arXiv:1810.04805*, 2018.
- [16] Ilias Diakonikolas, Gautam Kamath, Daniel M Kane, Jerry Li, Jacob Steinhardt, and Alistair Stewart. Sever: A robust meta-algorithm for stochastic optimization. *arXiv preprint arXiv:1803.02815*, 2018.
- [17] Dheeru Dua and Casey Graff. Uci machine learning repository, 2017.
- [18] Cynthia Dwork, Moritz Hardt, Toniann Pitassi, Omer Reingold, and Richard Zemel. Fairness through awareness. In *Proceedings of the 3rd innovations in theoretical computer science conference*, pages 214–226, 2012.
- [19] Vitaly Feldman. Does learning require memorization? a short tale about a long tail. *Proceedings of the 52nd Annual ACM SIGACT Symposium on Theory of Computing (STOC)*, 2020.
- [20] Ian J. Goodfellow, Jonathon Shlens, and Christian Szegedy. Explaining and harnessing adversarial examples. arXiv:1412.6572, 2014.
- [21] Tianyu Gu, Brendan Dolan-Gavitt, and Siddharth Garg. Badnets: Identifying vulnerabilities in the machine learning model supply chain. *arXiv preprint arXiv:1708.06733*, 2017.
- [22] Andrew Hard, Kanishka Rao, Rajiv Mathews, Françoise Beaufays, Sean Augenstein, Hubert Eichner, Chloé Kiddon, and Daniel Ramage. Federated learning for mobile keyboard prediction. *arXiv preprint arXiv:1811.03604*, 2018.
- [23] Moritz Hardt, Eric Price, Nati Srebro, et al. Equality of opportunity in supervised learning. In *Advances in neural information processing systems*, pages 3315–3323, 2016.
- [24] Sepp Hochreiter and Jürgen Schmidhuber. Long short-term memory. *Neural computation*, 9(8):1735–1780, 1997.
- [25] Matthew Jagielski, Alina Oprea, Battista Biggio, Chang Liu, Cristina Nita-Rotaru, and Bo Li. Manipulating machine learning: Poisoning attacks and countermeasures for regression learning. In *2018 IEEE Symposium on Security and Privacy (SP)*, pages 19–35. IEEE, 2018.
- [26] Diederik P Kingma and Jimmy Ba. Adam: A method for stochastic optimization. *arXiv preprint arXiv:1412.6980*, 2014.
- [27] Pang Wei Koh and Percy Liang. Understanding black-box predictions via influence functions. In *Proceedings of the 34th International Conference on Machine Learning-Volume 70*, pages 1885–1894. JMLR. org, 2017.
- [28] Pang Wei W Koh, Kai-Siang Ang, Hubert Teo, and Percy S Liang. On the accuracy of influence functions for measuring group effects. In *Advances in Neural Information Processing Systems*,

- pages 5255–5265, 2019.
- [29] Simon Kornblith, Jonathon Shlens, and Quoc V Le. Do better imagenet models transfer better? In *Proceedings of the IEEE conference on computer vision and pattern recognition*, pages 2661–2671, 2019.
  - [30] Felix Kreuk, Assi Barak, Shir Aviv-Reuven, Moran Baruch, Benny Pinkas, and Joseph Keshet. Deceiving end-to-end deep learning malware detectors using adversarial examples. *arXiv preprint arXiv:1802.04528*, 2018.
  - [31] Alex Krizhevsky. Learning multiple layers of features from tiny images. Technical report, 2009.
  - [32] Bogdan Kulynych, Rebekah Overdorf, Carmela Troncoso, and Seda Gürses. Pots: protective optimization technologies. In *Proceedings of the 2020 Conference on Fairness, Accountability, and Transparency*, pages 177–188, 2020.
  - [33] Ram Shankar Siva Kumar, David O Brien, Kendra Albert, Salomé Viljööen, and Jeffrey Snover. Failure modes in machine learning systems, 2019.
  - [34] Ram Shankar Siva Kumar, Magnus Nyström, John Lambert, Andrew Marshall, Mario Goertzel, Andi Comissoneru, Matt Swann, and Sharon Xia. Adversarial machine learning–industry perspectives. *arXiv preprint arXiv:2002.05646*, 2020.
  - [35] Yann LeCun et al. Lenet-5, convolutional neural networks.
  - [36] Mingchen Li, Mahdi Soltanolkotabi, and Samet Oymak. Gradient descent with early stopping is provably robust to label noise for overparameterized neural networks. *arXiv preprint arXiv:1903.11680*, 2019.
  - [37] Kang Liu, Brendan Dolan-Gavitt, and Siddharth Garg. Fine-Pruning: Defending Against Backdooring Attacks on Deep Neural Networks. *arXiv:1805.12185 [cs]*, May 2018. arXiv: 1805.12185.
  - [38] Andrew L. Maas, Raymond E. Daly, Peter T. Pham, Dan Huang, Andrew Y. Ng, and Christopher Potts. Learning word vectors for sentiment analysis. In *Proceedings of the 49th Annual Meeting of the Association for Computational Linguistics: Human Language Technologies*, pages 142–150, Portland, Oregon, USA, June 2011. Association for Computational Linguistics.
  - [39] Shike Mei and Xiaojin Zhu. Using machine teaching to identify optimal training-set attacks on machine learners. In *Twenty-Ninth AAAI Conference on Artificial Intelligence*, 2015.
  - [40] Shike Mei and Xiaojin Zhu. Using machine teaching to identify optimal training-set attacks on machine learners. In *Proceedings of the Twenty-Ninth AAAI Conference on Artificial Intelligence*, AAAI’15, page 2871–2877. AAAI Press, 2015.
  - [41] Fatemehsadat Mireshghallah, Mohammadkazem Taram, Ali Jalali, Ahmed Taha Elthakeb, Dean Tullsen, and Hadi Esmailzadeh. A principled approach to learning stochastic representations for privacy in deep neural inference. *arXiv preprint arXiv:2003.12154*, 2020.
  - [42] James Newsome, Brad Karp, and Dawn Song. Paragraph: Thwarting Signature Learning by Training Maliciously. In *Recent Advances in Intrusion Detection*, volume 4219. Springer Berlin Heidelberg, Berlin, Heidelberg, 2006. Series Title: Lecture Notes in Computer Science.
  - [43] Sinno Jialin Pan and Qiang Yang. A survey on transfer learning. *IEEE Transactions on knowledge and data engineering*, 22(10):1345–1359, 2009.
  - [44] F. Pedregosa, G. Varoquaux, A. Gramfort, V. Michel, B. Thirion, O. Grisel, M. Blondel, P. Prettenhofer, R. Weiss, V. Dubourg, J. Vanderplas, A. Passos, D. Cournapeau, M. Brucher, M. Perrot, and E. Duchesnay. Scikit-learn: Machine learning in Python. *Journal of Machine Learning Research*, 12:2825–2830, 2011.
  - [45] R. Perdisci, D. Dagon, Wenke Lee, P. Fogla, and M. Sharif. Misleading worm signature generators using deliberate noise injection. In *2006 IEEE Symposium on Security and Privacy (S&P’06)*, Berkeley/Oakland, CA, 2006. IEEE.

- [46] Neehar Peri, Neal Gupta, W. Ronny Huang, Liam Fowl, Chen Zhu, Soheil Feizi, Tom Goldstein, and John P. Dickerson. Deep k-NN defense against clean-label data poisoning attacks. *arXiv: Learning*, 2019.
- [47] Alec Radford, Jeffrey Wu, Rewon Child, David Luan, Dario Amodei, and Ilya Sutskever. Language models are unsupervised multitask learners. *OpenAI Blog*, 1(8):9, 2019.
- [48] Benjamin IP Rubinstein, Blaine Nelson, Ling Huang, Anthony D Joseph, Shing-hon Lau, Satish Rao, Nina Taft, and J Doug Tygar. Antidote: understanding and defending against poisoning of anomaly detectors. In *Proceedings of the 9th ACM SIGCOMM conference on Internet measurement*, pages 1–14, 2009.
- [49] Lea Schonherr, Katharina Kohls, Steffen Zeiler, Thorsten Holz, and Dorothea Kolossa. Adversarial attacks against automatic speech recognition systems via psychoacoustic hiding. *arXiv preprint arXiv:1808.05665*, 2018.
- [50] Roei Schuster, Tal Schuster, Yoav Meri, and Vitaly Shmatikov. Humpty dumpty: Controlling word meanings via corpus poisoning. *arXiv preprint arXiv:2001.04935*, 2020.
- [51] Ali Shafahi, W Ronny Huang, Mahyar Najibi, Octavian Suci, Christoph Studer, Tudor Dumitras, and Tom Goldstein. Poison frogs! targeted clean-label poisoning attacks on neural networks. In *Advances in Neural Information Processing Systems*, pages 6103–6113, 2018.
- [52] Ram Shankar Siva Kumar, Magnus Nyström, John Lambert, Andrew Marshall, Mario Goertzel, Andi Comissioneru, Matt Swann, and Sharon Xia. Adversarial machine learning–industry perspectives. *arXiv*, pages arXiv–2002, 2020.
- [53] Yanyao Shen and Sujay Sanghavi. Learning with bad training data via iterative trimmed loss minimization. In *International Conference on Machine Learning*, pages 5739–5748. PMLR, 2019.
- [54] Reza Shokri, Marco Stronati, Congzheng Song, and Vitaly Shmatikov. Membership inference attacks against machine learning models. In *2017 IEEE Symposium on Security and Privacy (SP)*, pages 3–18. IEEE, 2017.
- [55] Karen Simonyan and Andrew Zisserman. Very deep convolutional networks for large-scale image recognition. *arXiv preprint arXiv:1409.1556*, 2014.
- [56] David Solans, Battista Biggio, and Carlos Castillo. Poisoning attacks on algorithmic fairness. *arXiv preprint arXiv:2004.07401*, 2020.
- [57] Congzheng Song and Vitaly Shmatikov. Overlearning reveals sensitive attributes. *arXiv preprint arXiv:1905.11742*, 2019.
- [58] N. Srndic and P. Laskov. Practical evasion of a learning-based classifier: A case study. In *Proc. IEEE Security and Privacy Symposium*, 2014.
- [59] Octavian Suci, Radu Marginean, Yigitcan Kaya, Hal Daume III, and Tudor Dumitras. When does machine learning {FAIL}? generalized transferability for evasion and poisoning attacks. In *27th {USENIX} Security Symposium ({USENIX} Security 18)*, pages 1299–1316, 2018.
- [60] Christian Szegedy, Wojciech Zaremba, Ilya Sutskever, Joan Bruna, Dumitru Erhan, Ian Goodfellow, and Rob Fergus. Intriguing properties of neural networks. arXiv:1312.6199, 2014.
- [61] Brandon Tran, Jerry Li, and Aleksander Madry. Spectral signatures in backdoor attacks. In *Proceedings of the 32nd International Conference on Neural Information Processing Systems, NIPS’18*, pages 8011–8021, Montréal, Canada, December 2018. Curran Associates Inc.
- [62] Alexander Turner, Dimitris Tsipras, and Aleksander Madry. Clean-label backdoor attacks. In *ICLR*, 2019.
- [63] Ashish Vaswani, Noam Shazeer, Niki Parmar, Jakob Uszkoreit, Llion Jones, Aidan N Gomez, Łukasz Kaiser, and Illia Polosukhin. Attention is all you need. In *Advances in neural information processing systems*, pages 5998–6008, 2017.
- [64] Akshaj Kumar Veldanda, Kang Liu, Benjamin Tan, Prashanth Krishnamurthy, Farshad

- Khorrami, Ramesh Karri, Brendan Dolan-Gavitt, and Siddharth Garg. NNoculation: Broad Spectrum and Targeted Treatment of Backdoored DNNs. *arXiv:2002.08313 [cs]*, February 2020. arXiv: 2002.08313.
- [65] Bolun Wang, Yuanshun Yao, Shawn Shan, Huiying Li, Bimal Viswanath, Haitao Zheng, and Ben Y. Zhao. Neural Cleanse: Identifying and Mitigating Backdoor Attacks in Neural Networks. In *2019 IEEE Symposium on Security and Privacy (SP)*, pages 707–723, San Francisco, CA, USA, May 2019. IEEE.
- [66] Thomas Wolf, Lysandre Debut, Victor Sanh, Julien Chaumond, Clement Delangue, Anthony Moi, Pierric Cistac, Tim Rault, R’emi Louf, Morgan Funtowicz, and Jamie Brew. Huggingface’s transformers: State-of-the-art natural language processing. *ArXiv*, abs/1910.03771, 2019.
- [67] Huang Xiao, Battista Biggio, Gavin Brown, Giorgio Fumera, Claudia Eckert, and Fabio Roli. Is feature selection secure against training data poisoning? In *International Conference on Machine Learning*, pages 1689–1698, 2015.
- [68] Weilin Xu, Yanjun Qi, and David Evans. Automatically evading classifiers. In *Proceedings of the 2016 Network and Distributed Systems Symposium*, pages 21–24, 2016.
- [69] Zhilin Yang, Zihang Dai, Yiming Yang, Jaime Carbonell, Russ R Salakhutdinov, and Quoc V Le. Xlnet: Generalized autoregressive pretraining for language understanding. In *Advances in neural information processing systems*, pages 5754–5764, 2019.
- [70] Samuel Yeom, Irene Giacomelli, Matt Fredrikson, and Somesh Jha. Privacy risk in machine learning: Analyzing the connection to overfitting. In *2018 IEEE 31st Computer Security Foundations Symposium (CSF)*, pages 268–282. IEEE, 2018.
- [71] Zhifei Zhang, Yang Song, and Hairong Qi. Age progression/regression by conditional adversarial autoencoder. In *IEEE Conference on Computer Vision and Pattern Recognition (CVPR)*. IEEE, 2017.

## A Proof for Section 6

In this section, we will describe a theoretical model in which subpopulation attacks are *impossible* to defend against. The model is closely related to two existing theoretical models. First is the corrupted clusterable dataset model of [36], which was used to analyze the robustness to label noise of neural networks trained with early stopping. The second relevant model is the subpopulation mixture model of [19] (appearing at STOC 2020), which they used to justify the importance of memorization in learning and explain the gap between differentially private learning and nonprivate learning. Our model generalizes the [36] model, and simplifies the [19] model.

The two key components of our model are the datasets, which consist of potentially noisy subpopulations of data, and the classifiers, which assign a uniform class to each cluster. [36] show that the neural network architecture and training procedure they use produces this set of classifiers if label noise is not too large. [19] shows that overparameterized linear models, k-nearest neighbors, and mixture models are examples of these classifiers, conjecturing (based on empirical evidence) that neural networks are as well.

**Definition A.1** (Noisy  $k$ -Subpopulation Mixture Distribution). A noisy  $k$ -subpopulation mixture distribution  $\mathcal{D}$  over  $\mathcal{X} \times \mathcal{Y}$  consists of  $k$  subpopulations  $\{\mathcal{D}_i\}_{i=1}^k$ , with distinct, known, supports over  $\mathcal{X}$ , (unknown) mixture weights, and labels drawn from subpopulation-specific Bernoulli distributions.

We write the supports of each subpopulation  $\{\mathcal{X}_i \subset \mathcal{X}\}_{i=1}^k$ . By distinct supports, we mean that  $\forall i, j \in [k]$  with  $i \neq j$ ,  $\text{Supp}_{\mathcal{X}}(\mathcal{D}_i) \cap \text{Supp}_{\mathcal{X}}(\mathcal{D}_j) = \emptyset$ . Furthermore, because the supports are known, there exists a function  $C_{\mathcal{D}} : \mathcal{X} \rightarrow [k]$  returning the subpopulation of the given sample.



We write the unknown mixture weights as  $\alpha = \{\alpha_i\}_{i=1}^k$ ; note that  $\sum_i \alpha_i = 1$ . The subpopulation-specific label distributions are written  $\{\text{Bernoulli}(p_i)\}_{i=1}^k$ . The full distribution can be written as  $\mathcal{D} = \sum_i \alpha_i \mathcal{D}_i$ .

Notice that the existence of  $C_{\mathcal{D}}$  implies that the classification task on  $\mathcal{D}$  is exactly the problem of estimating the correct label for each subpopulation. We formalize this by introducing  $k$ -subpopulation mixture learners.

**Definition A.2** ( $k$ -Subpopulation Mixture Learner). A subpopulation mixture learner  $\mathcal{A}$  takes as input a dataset  $D$  of size  $n$ , and the subpopulation function  $C_{\mathcal{D}}$  of a noisy  $k$ -subpopulation mixture distribution  $\mathcal{D}$ , and returns a classifier  $f : [k] \rightarrow \{0, 1\}$ . On a fresh sample  $x$ , the classifier returns  $f(C_{\mathcal{D}}(x))$ . We call the learner *locally dependent* if  $f(i)$  depends only on  $\{y | (x, y) \in D \cap \text{Supp}_{\mathcal{X}}(\mathcal{D}_i)\}$ , that is, only labels from those data points which belong to the specific subpopulation.

The learners considered in both [36] (particular shallow wide neural networks) and [19] ( $k$ -nearest neighbors, mixture models, overparameterized linear models) are locally dependent.

For our main theorem, we consider learners that are binary classifiers, and select a label that minimizes the cumulative error on each subpopulation using the 0-1 loss.

**Theorem A.1.** For any dataset  $D$  of size  $n$  drawn from a noisy  $k$ -subpopulation mixture distribution and subpopulation function  $C_{\mathcal{D}}$ , there exists a subpopulation poisoning attack  $D_p$  of size  $\leq n/k$  that causes all locally dependent  $k$ -subpopulation mixture learners  $\mathcal{A}$  that minimize 0-1 loss in binary classification return:

$$\mathcal{A}(D \cup D_p) = \mathcal{A}(D) \text{ with probability } < \frac{1}{2}.$$

Additionally, if  $\alpha = \min_i \alpha_i$  is the weight of the smallest subpopulation in the mixture distribution, then a subpopulation attack of size less than  $2\alpha n$  suffices with probability at least  $1 - \exp(-\alpha n/2)$ .

*Proof.* For both parts of the theorem, the poisoning attack is the same: find the subpopulation with the fewest samples in  $D$ , and add samples from that subpopulation with flipped labels. No learner can distinguish between the case that the original labels are correct, and the case where the flipped labels are correct. Since the learner makes decisions based on subpopulations it will classify the subpopulation according to the majority label.

We address the first part of the theorem by contradiction. Assume that there exists a dataset  $D$  of size  $n$  drawn from a noisy  $k$ -subpopulation mixture distribution, such that for any poisoning attack  $D_p$  of size  $\leq n/k$ , there exists a locally-dependent  $k$ -subpopulation mixture learner  $\mathcal{A}$  for which:

$$\mathcal{A}(D \cup D_p) = \mathcal{A}(D), \text{ with probability } > \frac{1}{2}.$$

Assume without loss of generality that  $K = \arg \min_i |D \cap \text{Supp}_{\mathcal{X}}(\mathcal{D}_i)|$ , and write  $D_K = D \cap \text{Supp}_{\mathcal{X}}(\mathcal{D}_K)$ . Our attack operates by taking  $D_K$  and flipping all of its labels, producing  $D_K^p$ .

Suppose we provide the learner with the original dataset  $D$  and the returned classifier is  $f$ . On the other hand, when we provide the learner with the poisoned dataset  $D' = D \parallel D_K^p$ , the returned classifier is  $f'$ .

Datasets  $D$  and  $D'$  differ in  $|D_K|$  records, which is less than  $n/k$ , according to the pigeon's principle ( $K$  being the smallest subpopulation). From the properties we assumed about the learner  $\mathcal{A}$ , we have:

$$\mathcal{A}(D') = \mathcal{A}(D), \text{ with probability } > \frac{1}{2},$$

which implies that learners  $f$  and  $f'$  return the same label for subpopulation  $K$ :  $f(K) = f'(K)$ .

On the other hand, the learners  $f$  and  $f'$  are locally dependent, and make their decisions only based on subpopulations to minimize the 0-1 loss. Because we added in  $D'$  enough points in the subpopulation  $K$  to flip the decision, it turns out that:  $f'(K) = 1 - f(K)$ .

But these two statements result in a contradiction, which proves the first part of the theorem.

We now turn to the second part of the theorem statement, to improve the bounds on the size of the smallest subpopulation. This argument is particularly powerful when the mixture distribution does not have uniform weights.

For a sample from a noisy  $k$ -subpopulation mixture distribution, consider the smallest subpopulation  $j = \arg \min_i \alpha_i$  and its mixture coefficient  $\alpha = \alpha_j$ .

The number of points in subpopulation  $j$  is  $\sum_{i=1}^n \text{Bernoulli}(\alpha_j)$ . We use the following multiplicative Chernoff bound, which holds for  $\delta > 0$ :

$$\Pr[X > (1 + \delta)\mu] < \exp\left(-\frac{\delta^2\mu}{2\delta}\right).$$

Setting  $\mu = \alpha_j n = \alpha n$  and  $\delta = 1$  in the above Chernoff bound, we find:

$$\Pr[|D \cap \text{Supp}_{\mathcal{X}}(\mathcal{D}_j)| > 2\alpha n] \leq \exp(-\frac{\alpha n}{2}).$$

This concludes our proof, as the size of the smallest subpopulation is less than  $2\alpha n$  with probability at least  $1 - \exp(-\alpha n/2)$ . □

For mixture distributions with non-uniform weights, the Chernoff bound provides more effective bounds than the pigeonhole principle. For example, if  $n = 1000$ , the smallest mixture coefficient  $\alpha = 0.01$ , and  $k = 5$ , the Chernoff bound approach ensures that a poisoning attack of size 20 suffices with probability  $> 1 - \exp(-5) = 99.3\%$ , whereas the pigeonhole principle requires a poisoning attack of size 200.

## B Example ClusterMatch Subpopulations

We present some example subpopulations in Figure 3, generated with CLUSTERMATCH on UTKFace. The subpopulations are not perfectly human-interpretable, but do have some consistent trends. For example, in Figure 3a, the subpopulation is populated primarily by older white men, with a few exceptions. Figure 3b has mostly older white women, and Figure 3c is mostly bearded men or men with darker skin color (and potentially some white men in environments with darker lighting).




Figure 3: Six example subpopulations generated with CLUSTERMATCH on UTKFace. While they don't necessarily correspond perfectly to human-interpretable subpopulations, patterns do show up that may be aligned with an adversary's objective.