

Fixing Inventory Inaccuracies At Scale

Vivek F. Farias

Operations Research Center, Massachusetts Institute of Technology, vivekf@mit.edu

Andrew A. Li

Tepper School of Business, Carnegie Mellon University, aali1@cmu.edu

Tianyi Peng

Department of Aeronautics and Astronautics, Massachusetts Institute of Technology, tianyi@mit.edu

Inaccurate records of inventory occur frequently, and by some measures cost retailers approximately 4% in annual sales. Detecting inventory inaccuracies manually is cost-prohibitive, and existing algorithmic solutions rely almost exclusively on learning from longitudinal data, which is insufficient in the dynamic environment induced by modern retail operations. Instead, we propose a solution based on cross-sectional data over stores and SKUs, observing that detecting inventory inaccuracies can be viewed as a problem of identifying anomalies in a (low-rank) Poisson matrix. State-of-the-art approaches to anomaly detection in low-rank matrices apparently fall short. Specifically, from a theoretical perspective, recovery guarantees for these approaches require that non-anomalous entries be observed with vanishingly small noise (which is not the case in our problem, and indeed in many applications).

So motivated, we propose a conceptually simple entry-wise approach to anomaly detection in low-rank Poisson matrices. Our approach accommodates a general class of probabilistic anomaly models. We show that the cost incurred by our algorithm approaches that of an optimal algorithm at a min-max optimal rate. Using synthetic data and real data from a consumer goods retailer, we show that our approach provides up to a 10 \times cost reduction over incumbent approaches to anomaly detection. Along the way, we build on recent work that seeks entry-wise error guarantees for matrix completion, establishing such guarantees for sub-exponential matrices, a result of independent interest.

Key words: inventory record inaccuracies, phantom inventory, anomaly detection, matrix completion, high-dimensional inference

1. Introduction

Consider the problem of tracking the inventory level of a single product (SKU) at a brick and mortar shop. Among the slew of complex operational processes that a retailer performs, this one would appear to be relatively simple, so it is perhaps surprising that in fact inaccurate records of inventory occur frequently: past audits of major retail chains have found errors in 51–65% of inventory records across all stores and SKUs (Raman et al. 2001, Kang and Gershwin 2005, DeHoratius and Raman 2008, Rekik et al. 2019). These inventory inaccuracies are costly. For example, one set of consequences of these inaccuracies are events referred to as *phantom inventory*, wherein inventory is recorded to be present *on-shelf* while in reality it is missing, perhaps due to shrinkage/theft (De Kok et al. 2008,

Fan et al. 2014), misplacement by employees or shoppers (Ton and Raman 2010, Wang et al. 2016), point-of-sale errors (Nachtmann et al. 2010), among other reasons. Detecting inventory inaccuracies is the motivation for this work.

To appreciate the difficulty of maintaining accurate inventory records, it is worth briefly reviewing a few ‘obvious’ potential solutions, and why they have failed so far:

1. **Manual Auditing:** Having employees perform manual store counts would certainly be accurate, but again these inaccuracies occur frequently, to the point that the amount of labor needed to correct and counteract them is simply too costly (Chuang and Oliva 2015).
2. **Technology:** The most promising technological solution to date is based on RFID tracking, and indeed there is empirical evidence that this can reduce inventory inaccuracies (Lee and Özer 2007, Hardgrave et al. 2013, Goyal et al. 2016). However, after at least two decades of development, the cost of integrating RFID inventory systems (including RFID tags, scanners, networking, building infrastructure, etc.) has not yet fallen to the point that there is widespread adoption among retailers.
3. **Ignore the Problem:** While the previous approaches ultimately fail due to cost, the cost (e.g. in lost sales) of *ignoring* inventory inaccuracies is equally high – phantom inventory events alone cost the retail industry up to 4% in annual revenue (Fleisch and Tellkamp 2005).

These problems are only exacerbated in the modern retail environment, which adds the complexity of omnichannel components such as ship-to-store (Akturk and Ketzenberg 2021) fulfillment, ship-from-store (Li 2020) fulfillment, and third-party shopping and delivery.

Algorithmic Solutions: At first glance, the problem of detecting inventory inaccuracies would appear to lend itself to fairly straightforward algorithmic solutions. For example, in the case of phantom inventory: observe the sales transactions of the SKU over time, and loosely speaking, detect whether the rate of transactions has slowed or stopped. This solution works in principle if we have an accurate model of (a) the transactions as a stochastic process (a Poisson process with known rate, say), and (b) the effect of the phantom inventory event we wish to detect (stopping all transactions, say). Given these two ingredients, one can formalize the problem of detecting whether the event in question has occurred – we will describe one such formalization later on – and build ‘optimal’ algorithms for detecting these events or mitigating their effects (Kök and Shang 2007, DeHoratius et al. 2008). Such *longitudinal* approaches, which rely only on the observation of single-SKU data over time, are cheap to implement, and largely make up the current state of the art. They are effectively the gold standard, again assuming two ingredients are known: a stochastic process for transactions, and the effect of the event to be detected.

The primary challenge when applying this type of procedure in practice is that *neither* of the two requisite ingredients are necessarily known in advance, due to rapid changes in customers’ demand

and the assortments offered by retailers. For example, it may be reasonable to model the transactions of a particular SKU over time as a Poisson process, but that process’ rate may change as quickly as the amount of time it would take to detect that the process has stopped (i.e. a few inter-arrival times). It is effectively impossible then to detect whether a sequence of sales (particularly a lack of sales) is anomalous.

However, there is still hope for large retailers offering *many* SKUs across *multiple* locations. In particular, a retailer might reasonably assume that the demand rate for a particular SKU at a particular store is related to the demand for both (a) the same SKU at other stores and (b) other SKUs at the same store. This model, which is in the same vein as the famous ‘Netflix Prize’ model (Bennett et al. 2007), suggests that while the inventory inaccuracy problem cannot be solved for a single SKU-store pair using its single stream of longitudinal data, it may be possible to detect inaccuracies simultaneously across all SKU-store pairs using *cross-sectional* data. *This is exactly what we seek to accomplish in this paper.*¹

Detecting Anomalies in Matrices: The problem of detecting inventory inaccuracies, or *anomalies*, across multiple SKUs and stores from cross-sectional sales data can be formulated as one of *anomaly detection in a low-rank matrix*. Specifically, let M^* be the matrix of average demands, whose rows correspond to individual stores, whose columns correspond to individual SKUs, and whose entries are the *expected* demands during some, typically short, period – say, a week. M^* is unknown to us, and is assumed to be *low-rank*, which is a typical mathematical formalization (Grover and Srinivasan 1987, Ansari et al. 2000, Ansari and Mela 2003, Farias and Li 2019) for relating a single SKU across multiple stores, and multiple SKUs at a single store. Similarly, let Y be a random matrix of the same dimensions as M^* , whose entries are independent and have expected values matching the corresponding entries of M^* . We can think of Y as the matrix of hypothetical sales, assuming no anomalous events (such as phantom inventory) have occurred. Finally, let $X = Y + A$, where A is an unknown, sparse (in the sense that many of its entries are zero) matrix of anomalies, capturing the effect of anomalous events on sales. We observe only X , and only on some subset of matrix entries Ω . Matrix anomaly detection problems concern identifying the support of A simply from these observations.

The previous allusion to the Netflix Prize problem might suggest that the problem here has already been solved, in the same way that the Netflix Prize problem has been ‘solved’ (e.g. via matrix completion algorithms). This is *not* the case, and it is worth understanding why. To begin, state-of-the-art approaches to solving this problem do indeed stem from algorithms for matrix completion;

¹There are many scenarios in which longitudinal approaches suffice, such as for high-velocity SKUs, or environments that are homogeneous over time. We view our work on leveraging cross-sectional data as *orthogonal* to those approaches, filling in the gap created by the scenarios in which longitudinal approaches fail.

for instance, consider solving the following convex optimization problem (referred to as ‘stable PCP’ by Zhou et al. (2010)), where λ_1 and λ_2 are regularization parameters:

$$\min_{\hat{Y}, \hat{A}} \|\hat{Y}\|_* + \lambda_2 \|\hat{A}\|_1 + \lambda_1 \|P_\Omega(X - \hat{Y} - \hat{A})\|_F^2. \quad (1)$$

The three matrix norms in the objective are, from left to right, the nuclear norm to promote low-rankedness in \hat{Y} , the 1-norm to promote sparsity in \hat{A} , and the Frobenius norm to promote fit to X on the observed entries Ω . Upon solving problem (1), ideally $\hat{Y} \approx Y$ and $\hat{A} \approx A$, and so we may use \hat{A} to estimate the support of A .

Now in the absence of anomalies, this optimization problem (after removing the \hat{A} terms) is in essence optimal under a variety of assumptions on the distributions of Y and Ω . In contrast, the available results for anomaly detection are weaker. In particular, approaches based on solving Eq. (1) or similar formulations, along with their corresponding theoretical results, are insufficient for at least the following reasons:

1. Do not allow for sufficient noise: Perhaps most limiting, without additional assumptions on the anomaly model, results that guarantee the recovery of A require that the total observation ‘noise’ $\|Y - M^*\|_F$ be bounded by a *constant* independent of the size of the matrix. In contrast, if we want to model Y as, e.g., a matrix of Poisson entries with mean M^* , then clearly $\mathbb{E}\|Y - M^*\|_F$ will scale with the size of the matrix, so theoretical guarantees for extant matrix anomaly detection approaches do not apply.
2. Do not incorporate realistic cost structures: Existing results guaranteeing recovery of A are measured in simple metrics such as the number of entries for which \hat{A} and A match in terms of being zero or non-zero. Thus, they neglect to incorporate the potentially imbalanced costs of missing an anomaly (the cost being in lost sales) vs. falsely identifying an anomaly (the cost being sending an employee to fix a non-existent inventory problem).
3. Do not allow for useful distributions: For technical reasons, results for standard matrix completion techniques by and large make a statistical assumption (sub-Gaussianity) which precludes certain distributions that are standard for modeling sales, such as the Poisson distribution (Conrad 1976, Shi et al. 2014).
4. Perform poorly in practice: Even ignoring these theoretical limitations, we will see using real sales data that the optimization approach above can perform quite poorly.

This Paper: Against the above backdrop, we make the following contributions to the problem of detecting inventory inaccuracies, and more generally anomaly detection in matrices:

1. **A near-optimal algorithm:** We develop a new anomaly detection algorithm for low-rank Poisson² matrices, and prove that our approach is min-max optimal (up to logarithmic terms) under a broad class of probabilistic anomaly models. These results demonstrate that, as alluded to previously, our algorithm is able to accurately detect inventory inaccuracies across SKUs and stores using a single snapshot of cross-sectional data, even when the underlying demand model and anomaly model are unknown.

We frame the anomaly detection problem itself as one of minimizing an extremely flexible cost function that is additive, but not necessarily identical, across entries of the matrix, and can penalize *false positives* (i.e. falsely identifying an anomaly) and *false negatives* (i.e. missing an anomaly) differently. Our main results are stated vis-à-vis this cost:

THEOREM 1. (Informal) Let all matrices be of size $n \times n$. Under mild assumptions, our algorithm achieves, with high probability, a cost satisfying

$$\text{cost} \leq \text{cost}^* + O\left(\frac{\log^{1.5} n}{\sqrt{n}}\right).$$

The term cost^* here represents the lowest achievable cost among all policies which *know* the average demands M^* and underlying anomaly model (in contrast, our algorithm knows neither). A useful interpretation of cost^* is that it corresponds to the lowest cost given sufficient longitudinal data, for every store-SKU pair, in an idealized time-homogeneous environment. Thus, this result implies that our algorithm achieves, within an additive factor, that same idealized cost with just a single cross-sectional snapshot of data. Moreover, this additive factor shrinks as matrix size (meaning the number of SKUs and stores) increases, at a rate which is in fact optimal up to logarithmic terms:

PROPOSITION 1. (Informal) For any algorithm, there exists an instance such that its cost satisfies

$$\text{cost} \geq \text{cost}^* + \Omega\left(\frac{1}{\sqrt{n}}\right).$$

Our results are powered by two ingredients. The first is a new result for Poisson matrix completion described in the third contribution below. The second is we show that combined with a moment matching approach to learning the anomaly model, we can jointly learn the anomaly model *along with* the true underlying rate matrix. This in turn suffices to build an algorithm that we show is near optimal in the sense that it achieves the cost that converges to the optimal cost at a min-max optimal rate. The min-max optimality is established through a hypothesis testing argument.

² Sub-exponential, more generally.

2. **Experimental validation:** Testing our algorithm on both synthetic data and real data from a national retailer, we find that our approach significantly outperforms the existing optimization approach to detecting anomalies. Indeed, our algorithm achieves a lower cost than the incumbent ‘Stable PCP’ (and other existing benchmarks) by factors of 3 to 10 on synthetic and real data.
3. **Entry-wise guarantee for sub-exponential matrices:** As part of our approach, we prove a new result of independent interest for matrix completion with sub-exponential noise that, for the first time, bounds the *entry-wise* error under *sub-exponential* noise:

THEOREM 2. (Informal) Let M^* be of size $n \times n$ and rank r , and assume that the entries of M^* are observed independently with probability p , along with additive sub-exponential noise. Under mild assumptions, there exists an estimator \hat{M} such that, with high probability,

$$\|\hat{M} - M^*\|_{\max} \leq O\left(\frac{r \log n}{p\sqrt{n}}\right).$$

This result substantially improves upon previous results for sub-exponential matrices, all of which bound an aggregate error measure (Lafond 2015, Sambasivan and Haupt 2018, Cao and Xie 2015, McRae and Davenport 2019).

The remainder of this paper is organized as follows: we conclude this section by reviewing the related literature and quickly establishing a base set of notation. Section 2 formally introduces our model for data and anomalies, along with the anomaly detection problem we seek to solve, and our main results. We describe our algorithm in Section 3, and our experimental results in Section 4. Proof sketches of the main results are given in Section 5. Finally, conclusions are drawn in Section 6.

1.1. Related Literature

There are two ongoing streams of work to which the present paper contributes:

Inventory Inaccuracies: The first, naturally, is in inventory record inaccuracies, which are well-studied in Operations Management, e.g. see the survey by Mou et al. (2018). The phenomenon itself has been observed for some time (Raman et al. 2001, DeHoratius and Raman 2008, Kang and Gershwin 2005, Rekik et al. 2019), and inventory inaccuracies remain a primary challenge for retailers (Chen and Mersereau 2015, Fleisch and Tellkamp 2005). Observed causes range from shrinkage/theft (Fan et al. 2014, De Kok et al. 2008), to misplacement (Wang et al. 2016, Ton and Raman 2010), to point-of-sale errors (Nachtmann et al. 2010).

The success and costs of non-algorithmic solutions like manual auditing (Chuang and Oliva 2015), technological solutions using (Lee and Özer 2007, Hardgrave et al. 2013, Goyal et al. 2016), and simply ignoring the problem (Fleisch and Tellkamp 2005) have been studied. Existing algorithmic solutions (Kök and Shang 2007, DeHoratius et al. 2008) have focused on adapting inventory management

	$\ \hat{M} - M^*\ _{\text{F}}$	$\ \hat{M} - M^*\ _{\text{max}}$
Zhou et al. (2010)	$n\ E\ _{\text{F}}$	–
Wong and Lee (2017)	$\sqrt{n}\ E\ _{\text{F}}$	–
Klopp et al. (2017)	$\sqrt{\log n}\ E\ _{\text{F}}$	–
This paper	$\frac{\sqrt{\log n}}{\sqrt{n}}\ E\ _{\text{F}}$	$\frac{\sqrt{\log n}}{n\sqrt{n}}\ E\ _{\text{F}}$

Table 1 Comparison of our results with existing work under proper hyper-parameters. The reported quantities are the scalings of upper bounds on the error of $\|\hat{M} - M^*\|$, for two matrix norms, with respect to matrix size n and noise $E := Y - M^*$.

policies to uncertain inventory levels. Algorithmic detection, particularly in a form that leverages cross-sectional data, i.e. observations across products and stores, is the motivation for this work.

Matrix Anomaly Detection and Statistical Inference: The second body of work concerns anomaly detection for matrices. The majority of existing work has focused on a formulation called *robust principal component analysis (robust PCA)* (Candès et al. 2011, Chandrasekaran et al. 2011). Most relevant to our problem (which allows for noise) are approaches for *noisy* robust PCA (Zhou et al. 2010, Agarwal et al. 2012, Wong and Lee 2017, Zhang and Yang 2018, Chen et al. 2020b). Despite a sequence of breakthroughs and improvements in algorithms for optimizing objectives in noisy robust PCA (Lin et al. 2009, 2010, Yuan and Yang 2009, Aybat 2016, Ma and Aybat 2018, Netrapalli et al. 2014, Yi et al. 2016, Zhang and Yang 2018), progress in statistical guarantees for these formulations has been relatively slower (Zhou et al. 2010, Wong and Lee 2017, Klopp et al. 2017). See Table 1 for a summary of existing statistical guarantees. Note that any hope of identifying the anomalies A would require, at the very least, that $\|\hat{M} - M^*\|_{\text{F}} = o(n)$. Thus, with respect to the noisy problem we are studying, in which $\|E\| = \Omega(n)$, existing results are insufficient. In contrast, our algorithm not only improves upon the recovery of M^* to sufficiently allow for recovery of A , it also provides an additional guarantee on entrywise recovery: $\|\hat{M} - M^*\|_{\text{max}}$. All our guarantees are min-max optimal, and beyond the recovery of M^* , to the best of our knowledge, we are also the first paper to analyze the matrix anomaly detection as a formal cost minimization problem.

Finally, our work contributes to the area of statistical inference in matrix completion. This stream (Abbe et al. 2017, Chen et al. 2019, Ma et al. 2019) has recently produced tight statistical characterizations of various algorithms for random matrices. Our own algorithm necessitates proving a similar result, namely, the first entry-wise guarantee for sub-exponential (rather than sub-Gaussian) noise. Our proof of this result builds on techniques from Abbe et al. (2017), and also draws on a recent result from Poisson matrix completion (McRae and Davenport 2019).

Notation: For matrix $A \in \mathbb{R}^{n \times m}$, we abbreviate $\sum_{(i,j) \in [n] \times [m]} A_{ij}$ as $\sum_{ij} A_{ij}$ when no ambiguity exists. We will require a few matrix norms: $\|A\|_{2,\infty} := \max_i \sqrt{\sum_j A_{ij}^2}$, $\|A\|_{\text{max}} = \max_{ij} |A_{ij}|$, $\|A\|_{\text{F}} =$

$\sqrt{\sum_{ij} A_{ij}^2}$, and the spectral norm of A is denoted $\|A\|_2$. The letter C (and c) represents a sufficiently large (and small) universal (i.e. not dependent on problem parameters) constant that may change between equations.

2. Model and Main Results

The following is the core problem which we will study. There exists an *expected demand* matrix $M^* \in \mathbb{R}_+^{n \times m}$, whose n rows correspond to individual stores, whose m columns correspond to individual SKUs, and whose entries are non-negative. Without loss of generality, we will assume that $n \geq m$.³ Let r denote the matrix *rank* of M^* , which loosely speaking, controls the extent to which the expected demands are related across stores and SKUs. For example, the most restrictive case ($r = 1$) is equivalent to the following structural equation:

$$M_{ij}^* = u_i v_j,$$

where u_i and v_j can be interpreted as fixed effects, respectively, for store i and SKU j . At the other extreme, the least restrictive case ($r = n$) corresponds to placing no restriction at all on M^* . All other cases interpolate between these two (precisely, r corresponds to the dimensionality of the fixed effects). A second *anomaly* matrix $B \in \{0, 1\}^{n \times m}$, of the same dimensions as M^* , contains binary elements which serve to indicate the store-SKU pairs for which an anomalous event (such as phantom inventory) has occurred.

Given M^* and B , a random *sales* matrix X is generated with independent entries distributed according to⁴

$$X_{ij} \sim \begin{cases} \text{Poisson}(M_{ij}^*) & \text{if } B_{ij} = 0 \\ \text{Anom}(\alpha^*, M_{ij}^*) & \text{if } B_{ij} = 1. \end{cases}$$

In words, if an anomaly has *not* occurred for a particular store-SKU pair ($B_{ij} = 0$), then the demand is drawn according to the ‘usual’ Poisson distribution with mean M_{ij}^* . If an anomaly *has* occurred, the demand is instead drawn according to an alternate distribution $\text{Anom}(\cdot, \cdot)$, which is some non-negative, integer-valued random variable parameterized by M_{ij}^* and an unknown parameter vector $\alpha^* \in \mathbb{R}^d$. This model for the effect of an anomaly is flexible enough to model many different types of real-world anomalous events – one simple example is phantom inventory events, for which it is natural to use $\text{Anom}(\alpha, M_{ij}^*) = \text{Poisson}(\alpha M_{ij}^*)$, meaning the original Poisson sales process terminates some fraction $\alpha \in (0, 1)$ of the way through the measured time horizon (DeHoratius et al. 2008).

³ This assumption is without loss of generality because we can flip the store and SKU axes.

⁴ We focus here on a model with non-negative, integer-valued X that fits inventory applications. Our results can easily be extended to more general sub-exponential noise, as we discuss in Section 3.3.

None of M^* , B , or α^* are known in advance. Instead, we observe only X , and only on a subset of store-SKU pairs $\Omega \subset [n] \times [m]$. We denote this observation by X_Ω . The subset of entries Ω is observed independently with probability p_Ω . In addition, we assume that the entries of B are independent Bernoulli(p_A^*) variables, where p_A^* is bounded away from one by a constant (so that at least a constant fraction of store-SKU pairs are not anomalous).⁵ The fact that the positions of the observed entries (Ω) and the anomalies (B) are uniformly distributed across the matrix is a seemingly-restrictive assumption that is worth addressing immediately:

- This assumption, often referred to as the ‘random uniform model’, is *canonical* in the matrix completion and matrix anomaly detection literature, e.g. since the seminal work of Candès et al. (2011).
- While the assumption itself enables a cleaner theoretical analysis of our algorithm, the algorithm can still be used when the assumption does not hold. In fact, we observe that our algorithm is robust to non-uniform observations and anomalies. One example of such is the real-data experiment in Section 4.2, where both Ω and B are highly correlated.⁶
- Recent progress for deterministic matrix regression problems (Chatterjee 2020, Farias et al. 2021) suggests that this robustness to non-uniform patterns is theoretically justified.

Given the above model, our goal is to minimize a certain cost function, to be described shortly, which will rely on inferring B from X_Ω . Before proceeding, we will state and discuss the assumptions we place on both M^* and the anomaly distribution. First, on M^* , we make the following assumptions, which are by this point standard in the matrix completion literature (e.g. Abbe et al. (2017), Ma et al. (2019)):

Assumptions on M^* : Let $M^* = U\Sigma V^T$ be its singular value decomposition (SVD), where $\Sigma \in \mathbb{R}^{r \times r}$ is a diagonal matrix with singular values $\sigma_1^* \geq \sigma_2^* \geq \dots \geq \sigma_r^*$ (let $\kappa := \sigma_1^*/\sigma_r^*$), and $U \in \mathbb{R}^{n \times r}$, $V \in \mathbb{R}^{m \times r}$ are matrices whose columns are the left and right-singular vectors of M^* .

- (Boundedness): $\|M^*\|_{\max}$ is bounded away from 0 by a constant, and

$$\|M^*\|_{\max} \leq L.$$

- (Incoherence):

$$\|U\|_{2,\infty} \leq \sqrt{\frac{\mu r}{n}}, \|V\|_{2,\infty} \leq \sqrt{\frac{\mu r}{m}}$$

⁵ For readability, we have taken care to ensure that unknown quantities are denoted with asterisks (*). The quantity p_Ω is an exception – it is unknown, but it is also so trivially estimated (from Ω) that we omit the asterisk.

⁶ The empirical success of matrix-completion-type methods for non-uniform patterns can be traced back to the Netflix prize (Bennett et al. 2007).

- (Sparsity):

$$\sqrt{p_0} \geq C \frac{\log^{1.5}(m) \mu r \kappa^2}{\sqrt{m}}$$

for some constant C .

These assumptions include parameters (μ, L, κ) , all of which typically scale as $O(1)$ with respect to n , though we do not assume this scaling explicitly (instead, our theoretical guarantees depend on them). The first two assumptions together are meant to preclude the possibility that a single (or just a few) store-SKU pair's demand makes up an overwhelming proportion of that store's, or that SKU's, total demand. The third assumption ensures we observe sufficiently many entries of the sales matrix X .

Second, recall that we assume a probabilistic anomaly model $\text{Anom}(\cdot, \cdot)$ parameterized by a finite number of unknown parameters $\alpha^* \in \mathbb{R}^d$, or more generally $\alpha^* \in \Gamma$ for some known $\Gamma \subset \mathbb{R}^d$. We will make the following assumptions on $\text{Anom}(\cdot, \cdot)$:

Assumptions on $\text{Anom}(\cdot, \cdot)$:

- (Sub-exponential): $\text{Anom}(\alpha^*, M_{ij}^*)$ is sub-exponential:⁷

$$\|\text{Anom}(\alpha^*, M_{ij}^*)\|_{\psi_1} \leq L.$$

- (Smoothly-parameterized): For each $k \in \mathbb{N}$, the quantity $\mathbb{P}(\text{Anom}(\alpha, M) = k)$, viewed as a real-valued function on (α, M) , is K -Lipschitz.
- (Mean Decomposition): For any $M \in \mathbb{R}_+$ and $\alpha \in \Gamma$, we have that

$$\mathbb{E}(\text{Anom}(\alpha, M)) = g(\alpha)M \tag{2}$$

for some $g: \mathbb{R}^d \rightarrow [0, 1]$, where $g(\alpha)$ is K -Lipschitz in α .

It is worth pausing to discuss these assumptions on $\text{Anom}(\cdot, \cdot)$ (incidentally, our example anomaly model for phantom inventory, $\text{Anom}(\alpha, M_{ij}^*) = \text{Poisson}(\alpha M_{ij}^*)$, does satisfy all three assumptions, and is a useful example to hold in mind while parsing through them). First, sub-exponential distributions are actually *more* general than the usually assumed sub-Gaussian distributions. This is an integral component of this work, as existing results do not apply to certain useful distributions that are sub-exponential, but not sub-Gaussian, such as the Poisson.

The second and third assumptions together enable identification of α^* . The second assumption is, loosely speaking, necessary (there must be *some* requirement that the parameterization of $\text{Anom}(\cdot, \cdot)$ be meaningful). The third assumption is new and is another critical component of this work. We will discuss this more in the following section, but for now, consider alternative approaches:

⁷ The *sub-exponential norm* of a random variable X is defined as $\|X\|_{\psi_1} := \inf\{t > 0 : \mathbb{E}(\exp(|X|/t)) \leq 2\}$. For X itself to be *sub-exponential* is equivalent to having finite sub-exponential norm. The set of sub-exponential distributions includes all sub-Gaussian distributions, along with others such as the Poisson. We also use the same L as in the assumption for $\|M^*\|_{\max}$ for convenience. One can simply take $L := \max\{\|\text{Anom}(\alpha^*, M_{ij}^*)\|_{\psi_1}, \|M^*\|_{\max}\}$.

- The matrix anomaly detection literature by and large makes a *zero-mean* assumption, i.e. that the net additive perturbation of all anomalies is zero $\mathbb{E}(\text{Anom}(\alpha, M)) = 0$. This is *more* restrictive than our assumption, and would not apply to our inventory applications.
- In contrast to this probabilistic model, one could consider an *adversarial* anomaly model. However, the adversarial model that allows for arbitrary anomalies will essentially either require *noiseless* observations or incur *non-identification* problems (Candès et al. 2011, Zhang and Yang 2018, Chen et al. 2020b). Hence, certain probabilistic assumptions for the anomalies are required to make the problem meaningful.

2.1. The Cost Function

We will view any anomaly detection *algorithm* π as a mapping from the observed sales X_Ω to a binary matrix $A^\pi \in \{0, 1\}^{n \times m}$, which encodes the store-SKU pairs that algorithm π identifies to be anomalous. In particular, $A_{ij}^\pi = 1$ indicates that the algorithm predicts that $B_{ij} = 1$, i.e. an anomaly has occurred at entry (i, j) .

The final component in fully stating our problem is to define the performance metric with which we will evaluate any algorithm. Now existing results are, for the most part, stated in terms of the number of errors, that is entries for which $A_{ij}^\pi \neq B_{ij}$. However, as discussed in the previous section, there are in reality two different types of errors, with potentially different costs. Thus, the metric we will use (and seek to minimize) is total *cost*, where the cost incurred at each entry $(i, j) \in \Omega$ depends on the type of error:

- $c_{ij}^{(0)}$ is incurred if $A_{ij}^\pi = 1$ and $B_{ij} = 0$. This *false positive* cost might represent the labor-time wasted by sending an employee to verify and correct a (non-existent) inventory anomaly.
- $c_{ij}^{(1)}$ is incurred if $A_{ij}^\pi = 0$ and $B_{ij} = 1$. This *false negative* cost might represent lost sales from an inventory anomaly, minus the labor-time that would have been spent on sending an employee to verify and correct the inventory anomaly.

Both costs are assumed to be non-negative. Furthermore, the costs can be *heterogeneous* across stores and SKUs, e.g. because some SKUs are more sensitive to inconsistent inventory records than others, or different stores have different labor costs.

Conditioned on the observation X_Ω ,⁸ our performance metric is the expected average cost for an algorithm π , as given by

$$\text{cost}^\pi(X_\Omega) := \frac{1}{|\Omega|} \mathbb{E} \left(\sum_{(i,j) \in \Omega} c_{ij} \mid X_\Omega \right),$$

⁸ When ‘conditioning’ on X_Ω , we are referring to the probability distribution over X_Ω and B that is fully specified by (M^*, α^*, p_A^*) and p_O .

where c_{ij} is the cost incurred at entry (i, j) ⁹:

$$c_{ij} := c_{ij}^{(1)} \mathbb{1} \{A_{ij}^\pi = 1, B_{ij} = 0\} + c_{ij}^{(0)} \mathbb{1} \{A_{ij}^\pi = 0, B_{ij} = 1\}.$$

2.2. Our Main Results

In the next section, we will outline our algorithm π^{EW} , which we refer to as the *entrywise (EW)* algorithm. Before doing so, we will state our main result, which is an upper bound on the cost of π^{EW} . We will specifically measure cost relative to π^* , which denotes the *optimal* algorithm¹⁰ if the expected demand M^* , the anomaly model parameter α^* , and the anomaly likelihood p_A^* are known exactly (in contrast, our algorithm π^{EW} knows none of these in advance). Note that having (M^*, α^*, p_A^*) is *not* sufficient to back out B exactly, so π^* incurs a non-zero cost.

Our main result is the following, which guarantees that the cost of the EW algorithm is within an additive factor of the cost of π^* , which vanishes with increasing m (recall that m is the smaller of the two matrix dimensions):

THEOREM 1. *The expected cost of the entrywise algorithm π^{EW} satisfies*

$$\mathbb{E}_{X_\Omega} \left(\text{cost}^{\pi^{\text{EW}}}(X_\Omega) - \text{cost}^{\pi^*}(X_\Omega) \right) = O \left(\frac{\log^{1.5}(m)}{\sqrt{m}} \right).$$

Here, $O(\cdot)$ hides polynomial dependence on $K, L, \kappa, \mu, p_O^{-1}$ and r , which typically scale as constant with respect to m in applications. As a technical aside, Theorem 1 is stated in terms of the expected cost (with the expectation taken over the different random realizations of observed data X_Ω), but we in fact prove a stronger guarantee that the same bound holds with probability $1 - O(1/nm)$. The proof of Theorem 1 is sketched in Section 5.

A few comments on the consequences of Theorem 1:

1. Theorem 1 makes explicit the value of cross-sectional data: as the number of stores and SKUs grow, the cost of our algorithm approaches the lowest cost we could incur had we known the expected demand and underlying anomaly model. Recall that the longitudinal approach relies on knowing (by learning over time) exactly these pieces of information, and so π^* can be viewed as applying the longitudinal approach to each store-SKU pair separately, with data collected over a long period of time, in an idealized time-homogeneous environment. In short, Theorem 1 guarantees that our algorithm achieves nearly that same idealized cost, in a potentially time-heterogeneous environment, using a single cross-sectional ‘snapshot’ of data.

⁹ Our model can also allow more general costs (or rewards) incurred when $A_{ij}^\pi = 1, B_{ij} = 1$ or $A_{ij}^\pi = 0, B_{ij} = 0$. See Appendix B.3 for more discussion.

¹⁰ The fact that there even exists a well-defined ‘optimal’ algorithm may not be obvious a priori. We will define π^* explicitly in the next section.

2. Because the guarantee in Theorem 1 is additive, it would be meaningless if hypothetically the optimal cost, $\text{cost}^{\pi^*}(X_\Omega)$, were itself vanishing quickly with m . This is *not* the case. Again, even knowing (M^*, α^*, p_A^*) , there is a constant probability of misidentifying anomalies (we will make this explicit in the next section), and so in fact $\text{cost}^{\pi^*}(X_\Omega) = \Omega(1)$.
3. The rate in Theorem 1 is in fact minimax optimal, up to a logarithmic factor. This is captured by our second main result, the following proposition:

PROPOSITION 1. *For any $m \in \mathbb{N}$ and algorithm π , there exists $M^* \in \mathbb{R}^{m \times m}$ and an anomaly model, with $K, L, \kappa, \mu, r = O(1)$ and $p_O, p_A^* = \Omega(1)$, such that the following holds:*

$$\mathbb{E}_{X_\Omega} \left(\text{cost}^\pi(X_\Omega) - \text{cost}^{\pi^*}(X_\Omega) \right) = \Omega \left(\frac{1}{\sqrt{m}} \right).$$

The proof of Proposition 4, which can be found in Appendix C, is by an explicit construction of a randomized family of instances.

3. Our Entrywise (EW) Algorithm

We are now prepared to state our algorithm for the anomaly detection problem formulated in the previous section. To understand the approach, it is worth first working out the ‘optimal’ algorithm π^* alluded to above, i.e. the optimal approach assuming that (M^*, α^*, p_A^*) were known.

3.1. Preliminaries: Characterizing the Optimal Algorithm

The key observation (which we show in the following paragraph) is that for any entry $(i, j) \in \Omega$, the optimal decision of whether or not to identify the entry as anomalous is completely characterized by the quantity

$$f_{ij}^* := \mathbb{P}(B_{ij} = 0 \mid X_\Omega), \tag{3}$$

i.e. the likelihood that entry (i, j) is not anomalous given observation X_Ω . This quantity can be calculated explicitly with $(M_{ij}^*, \alpha^*, p_A^*)$. We will show this calculation soon, but it is simply a statement of Bayes’ Theorem. The precise optimal decision, given f_{ij}^* , is then a threshold rule:

$$A_{ij}^{\pi^*} = \mathbf{1} \left\{ \frac{c_{ij}^{(1)}}{c_{ij}^{(0)} + c_{ij}^{(1)}} \geq f_{ij}^* \right\}. \tag{4}$$

For intuition on Eq. (4), consider an extreme case: if the cost of a false negative (meaning $B_{ij} = 0$, but $A_{ij} = 1$) is relatively high (meaning $c_{ij}^{(1)} \gg c_{ij}^{(0)}$), then $A_{ij}^{\pi^*} = 1$, intuitively to avoid incurring this high false negative cost. The reverse holds at the other extreme: a relatively high false positive cost implies that $A_{ij}^{\pi^*} = 0$. In between those extremes, the optimal decision is dictated by the ratio of the two costs, along with f_{ij}^* : if the likelihood of an anomaly is sufficiently high (meaning f_{ij}^* small), then $A_{ij}^{\pi^*} = 1$, as we would expect.

Finally, to show that Eq. (4) is indeed optimal, we can re-write the cost function as follows:

$$\begin{aligned} \text{cost}^\pi(X_\Omega) &= \frac{1}{|\Omega|} \sum_{(i,j) \in \Omega} \left\{ c_{ij}^{(0)} \mathbb{P}(A_{ij}^\pi = 1, B_{ij} = 0 | X_\Omega) + c_{ij}^{(1)} \mathbb{P}(A_{ij}^\pi = 0, B_{ij} = 1 | X_\Omega) \right\} \\ &= \frac{1}{|\Omega|} \sum_{(i,j) \in \Omega} \left\{ c_{ij}^{(0)} \mathbb{P}(A_{ij}^\pi = 1 | X_\Omega) f_{ij}^* + c_{ij}^{(1)} \mathbb{P}(A_{ij}^\pi = 0 | X_\Omega) (1 - f_{ij}^*) \right\} \\ &= \frac{1}{|\Omega|} \sum_{(i,j) \in \Omega} \left\{ c_{ij}^{(0)} f_{ij}^* + (c_{ij}^{(1)} - (c_{ij}^{(0)} + c_{ij}^{(1)}) f_{ij}^*) \mathbb{P}(A_{ij}^\pi = 0 | X_\Omega) \right\}. \end{aligned} \quad (5)$$

The first line above is by linearity of expectations. The second line is by conditional independence between A_{ij}^π and B_{ij} with X_Ω given (since π solely depends on X_Ω). The third line follows from a consolidation of terms, and reveals the threshold rule in Eq. (4).

3.2. Algorithm Overview

The previous discussion makes clear that given (M^*, α^*, p_A^*) , the optimal algorithm is a threshold rule, as defined in Eq. (4), based on the quantity f_{ij}^* , as defined in Eq. (3). Naturally, our algorithm, which we refer to as the *entrywise (EW)* algorithm, approximates π^* by estimating f_{ij}^* . It is so-named because it leverages an entrywise matrix completion guarantee for sub-exponential noise that we will describe shortly. The crux of our algorithm is stated in Algorithm 1, with certain details left to be defined in the next subsection.

Algorithm 1 Entrywise (EW) Algorithm π^{EW}

Input: $X_\Omega, \gamma \in (0, 1]$

1: Compute

$$\hat{M} = \frac{nm}{|\Omega|} \text{SVD}(X_\Omega)_r,$$

where $\text{SVD}(X_\Omega)_r := \arg \min_{\text{rank}(M) \leq r} \|M - X'\|_F$, and X' is obtained from X_Ω by setting entries outside of Ω to 0.

2: Estimate $(\hat{\alpha}, \hat{p}_A)$, e.g. using the moment matching estimator in Eq. (7).

3: Estimate \hat{f}_{ij} for f_{ij}^* , for $(i, j) \in \Omega$ using the plug-in estimator in Eq. (9).

4: For every $(i, j) \in \Omega$, set $A_{ij} = 1$ if

$$\frac{c_{ij}^{(1)}}{c_{ij}^{(0)} + c_{ij}^{(1)}} \geq \hat{f}_{ij}.$$

Otherwise, set $A_{ij} = 0$.

Output: A_Ω

On first read, it is perhaps easiest to parse through Algorithm 1 in *backwards* order. The last step, Step 4, mimics the optimal decision rule in Eq. (4), but uses estimates \hat{f}_{ij} of each f_{ij}^* . These estimates

are computed in Step 3 by taking the expression for f_{ij}^* (see Eq. (8) in the next subsection), which depends on $(M_{ij}^*, \alpha^*, p_A^*)$, and ‘plugging-in’ estimates $(\hat{M}_{ij}, \hat{\alpha}, \hat{p}_A)$ for these quantities. One critical point to note here is that since Steps 3 and 4 are performed separately at each entry, each estimate \hat{M}_{ij} of M_{ij}^* must be sufficiently accurate: hence the need for an *entrywise* guarantee.

Steps 1 and 2 together produce these estimates $(\hat{M}, \hat{\alpha}, \hat{p}_A)$. Step 1 constructs a ‘de-noised’ estimate \hat{M} of M^* via a simple SVD-based matrix completion algorithm. The fact that this relatively simple algorithm works here is a substantial advantage in terms of scalability, and is not obvious in the context of the matrix completion results preceding our work. In particular, previous guarantees either (a) bound global (but not necessarily entrywise) errors, or (b) are specific to sub-Gaussian (but not necessarily sub-exponential) distributions. This is our main technical contribution (Theorem 2).

Finally, \hat{M} is in fact not exactly an estimate of M^* , but rather a *linear scaling* of M^* that depends on α^* and p_A^* . Here the entrywise guarantee is again vital, as it enables us in Step 2 to produce accurate estimates $\hat{\alpha}$ and \hat{p}_A using any ‘standard’ parametric estimator (we will specify a concrete estimator in Eq. (7), but this can largely be viewed as a black box), which then allows us to ‘undo’ the linear scaling. We will describe the entire algorithm in greater detail in the next subsection.

3.3. Algorithm Details

We conclude this section by ‘filling in’ the details of the description of our algorithm.

Step 1: De-noising with an Entrywise Guarantee: Our algorithm is initiated with an SVD-based de-noising of X_Ω :

$$\hat{M} = \frac{nm}{|\Omega|} \text{SVD}(X_\Omega)_r,$$

where $\text{SVD}(X_\Omega)_r := \arg \min_{\text{rank}(M) \leq r} \|M - X'\|_{\mathbb{F}}$,¹¹ and X' is obtained from X_Ω by setting entries outside of Ω to 0. As mentioned previously, \hat{M} is not anticipated to be close to M^* , but rather a linear scaling of M^* that depends on α^* and p_A^* . Indeed, a quick calculation shows that

$$\mathbb{E}(X_{ij}) = (p_A^* g(\alpha^*) + (1 - p_A^*)) M_{ij}^*,$$

where $g(\cdot)$ is as defined in Eq. (2). To ease notation, let $\theta = (\alpha, p_A)$ and $\theta^* = (\alpha^*, p_A^*)$, so that $\theta, \theta^* \in \Theta := \Gamma \times [0, 1]$,¹² and let $e(\theta)$ denote the linear scaling, i.e. $e(\theta) := p_A g(\alpha) + (1 - p_A)$. As a sanity check, $\mathbb{E}(X) = e(\theta^*) M^*$.

While the SVD-based de-noising algorithm used here is standard, the key result that drives the rest of the algorithm (and its analysis) is the following new *entrywise* error bound, which is likely to be of independent interest:

¹¹ While phrased here as an optimization problem, the $\text{SVD}(\cdot)_r$ of a matrix would in practice be computed by calculating its top r singular vectors and values, a highly-efficient computation.

¹² Recall that $\alpha^* \in \Gamma \subset \mathbb{R}^d$, and p_A^* is assumed to be bounded away from one by a constant.

THEOREM 2. *With probability $1 - O(\frac{1}{nm})$,*

$$\left\| \hat{M} - e(\theta^*)M^* \right\|_{\max} \leq C\kappa^4\mu rL\sqrt{\frac{\log(m)}{p_{\text{O}}m}}.$$

Theorem 2 can be viewed as the first entrywise guarantee result for Poisson matrix completion (in fact, the proof also holds valid for sub-exponential noise). A proof sketch is provided in Section 5. As a comparison, consider the recent results for aggregated error on matrix completion with Poisson noise (McRae and Davenport 2019). Under carefully-selected hyperparameters, their results based on the SVD provide the following Frobenius norm bound: $\|\hat{M} - M^*\|_{\text{F}} \lesssim m^{1/2}$. In contrast, our entrywise guarantee states that $\|\hat{M} - M^*\|_{\max} \lesssim m^{-1/2} \log^{1/2}(m)$. Therefore, our results show that the SVD approach not only enjoys an aggregated error guarantee, but in fact the entrywise error is evenly distributed among all entries up to a logarithmic factor.

Step 2: Recovering (α^*, p_A^*) with a Moment Matching Estimator: Step 1 yields an (entrywise) accurate estimator \hat{M} of $e(\theta^*)M^*$, where $\theta^* = (\alpha^*, p_A^*)$. Now in Step 2, we use \hat{M} to accurately estimate θ^* , and therefore M^* itself. Let $\hat{\theta}$ denote our estimator for θ^* . The accuracy we will require on $\hat{\theta}$ (in order for Theorem 1 to hold) is the following:

$$\left\| \hat{\theta} - \theta^* \right\| \leq C(K + L)\kappa^4\mu rL\sqrt{\frac{\log(m)}{p_{\text{O}}m}}. \quad (6)$$

Now given the guarantee on \hat{M} in Theorem 2, there are a variety of ‘standard’ estimators that would suffice, e.g. a maximum likelihood estimator would be quite natural. For concreteness, here we will specify one estimator that satisfies Eq. (6), in the case of discrete distributions (such as the Poisson).

Our estimator works by ‘matching’ generalized moments of the cumulative distribution function, at sufficiently many values for identifiability. Specifically, for any matrix M and any θ , consider the observation model fully specified by M and θ (and technically p_{O} as well), and let $g_t(\theta, M)$ denote the proportion of entries of X_{Ω} expected to be at most t :

$$g_t(\theta, M) := \frac{\mathbb{E}(|X_{ij} \leq t, (i, j) \in \Omega|)}{\mathbb{E}(|\Omega|)}.$$

These values, namely $g_t(\theta, M)$ for various $t \in \mathbb{N}$, are the generalized moments we are referring to. Given that $M^* \approx \hat{M}/e(\theta^*)$ by Theorem 2, we choose $\hat{\theta}$ to be the minimizer of the following function which seeks to match a set of T empirical moments to their expectations as closely as possible (in ℓ^2 distance):

$$\hat{\theta} := \arg \min_{\theta \in \Theta} \sum_{t=0}^{T-1} \left(g_t(\theta, \hat{M}/e(\theta)) - \frac{|X_{ij} \leq t, (i, j) \in \Omega|}{|\Omega|} \right)^2, \quad (7)$$

where T is a large enough constant for identifiability ($T = d + 1$ typically suffices).

This estimator satisfies Eq. (6). To state this formally, let $F = (F_0, F_1, \dots, F_{T-1}) : \Theta \rightarrow \mathbb{R}^T$ be defined as $F_t(\theta) = g_t(\theta, M^*e(\theta^*)/e(\theta))$, and let

$$\delta' = \kappa^4 \mu r L \sqrt{\frac{\log m}{p_0 m}}$$

be the entrywise bound on $\|\hat{M} - e(\theta^*)M^*\|_{\max}$.

LEMMA 1. *Assume the following regularity conditions on $F(\theta)$:*

- $F : \Theta \rightarrow \mathbb{R}^T$ is continuously differentiable and injective.
- Let $\tilde{\delta} = \delta'(K + L) \log m$. We require $B_{\tilde{\delta}}(\theta^*) \subset \Theta$, where $B_r(\theta^*) = \{\theta : \|\theta^* - \theta\| \leq r\}$.
- For any $\theta \in B_{\tilde{\delta}}(\theta^*)$, $\|J_F(\theta) - J_F(\theta^*)\|_2 \leq \frac{C}{\tilde{\delta}} \|\theta - \theta^*\|$, where J is the Jacobian matrix.
- $\|J_F(\theta^*)^{-1}\|_2 \leq C$.

Then with probability $1 - O(\frac{1}{nm})$, Eq. (6) holds.

The regularity conditions in Lemma 1 are among the typical set of conditions for methods involving generalized moments and are well justified in typical applications (Newey and McFadden 1994, Imbens et al. 1995, Hall 2005, Hansen 1982). The net of this is that our moment matching estimator is able to accurately estimate θ^* .

(Aside): *Extending to continuous noise models:* To extend Algorithm 1 to general (possibly continuous) sub-exponential noise, the same steps work, except that the estimator for $\hat{\theta}$ in Step 2 needs to be changed. For observation X with continuous values, one can use MLE estimator to solve $\hat{\theta} = \arg \max_{\theta} \mathbb{P}(X|\theta, M^*)$ by plugging in $M^* \approx \hat{M}/e(\theta)$.

Step 3: A Plug-in Estimator for f_{ij}^* : Recall that f_{ij}^* , as defined in Eq. (8), is the key quantity used by the ‘optimal’ algorithm. Although f_{ij}^* is not known, we can obtain an estimate \hat{f}_{ij} based on the estimates $(\hat{M}, \hat{\alpha}, \hat{p}_A)$ derived in the previous steps. Specifically, by independence across entries, for $(i, j) \in \Omega$, we have

$$\begin{aligned} f_{ij}^* &:= \mathbb{P}(B_{ij} = 0 \mid X_{\Omega}) \\ &= \mathbb{P}(B_{ij} = 0 \mid X_{ij}) \\ &\stackrel{(i)}{=} \frac{\mathbb{P}(X_{ij} \mid B_{ij} = 0) \mathbb{P}(B_{ij} = 0)}{\sum_{k=0,1} \mathbb{P}(X_{ij} \mid B_{ij} = k) \mathbb{P}(B_{ij} = k)} \\ &= \frac{(1 - p_A^*) \mathbb{P}_{\text{Poisson}(M_{ij}^*)}(X_{ij})}{p_A^* \mathbb{P}_{\text{Anom}(\alpha^*, M_{ij}^*)}(X_{ij}) + (1 - p_A^*) \mathbb{P}_{\text{Poisson}(M_{ij}^*)}(X_{ij})}, \end{aligned} \tag{8}$$

where (i) is due to Bayes’ Theorem. Thus, we can re-write f_{ij}^* as $f_{ij}^* = y_{ij}^*/(x_{ij}^* + y_{ij}^*)$ by defining x_{ij}^* and y_{ij}^* as follows:

$$\begin{aligned} x_{ij}^* &:= p_A^* \mathbb{P}_{\text{Anom}(\alpha^*, M_{ij}^*)}(X_{ij}) \\ y_{ij}^* &:= (1 - p_A^*) \mathbb{P}_{\text{Poisson}(M_{ij}^*)}(X_{ij}). \end{aligned}$$

We estimate x_{ij}^* and y_{ij}^* via direct plug in:

$$\begin{aligned}\hat{x}_{ij} &:= [\hat{p}_A \mathbb{P}_{\text{Anom}}(X_{ij} | \hat{\alpha}, \hat{M}_{ij}/e(\hat{\theta}))], \\ \hat{y}_{ij} &:= [(1 - \hat{p}_A) \mathbb{P}_{\text{Poisson}}(X_{ij} | \hat{M}_{ij}/e(\hat{\theta}))],\end{aligned}$$

where $[x]$ denotes x ‘truncated’ to its nearest value in $[0, 1]$, i.e. $[x] = \max(\min(x, 1), 0)$. Naturally, we then estimate f_{ij}^* as

$$\hat{f}_{ij} := \frac{\hat{y}_{ij}}{\hat{x}_{ij} + \hat{y}_{ij}}. \quad (9)$$

Step 4: Near-optimal Decision Rule: The final step is exactly as stated previously. The optimal decision rule is applied with \hat{f}_{ij} as proxy for f_{ij}^* :

$$A_{ij}^{\pi^{\text{EW}}} = \mathbb{1} \left\{ \frac{c_{ij}^{(1)}}{c_{ij}^{(0)} + c_{ij}^{(1)}} \geq \hat{f}_{ij} \right\}.$$

4. Experiments

To evaluate the empirical performance of our EW algorithm, we compare it against various state-of-the-art approaches. We first consider a synthetic setting, which has the advantage of an exact ground truth, and then we measure performance on real-world data from a large retailer. The results show that EW algorithm outperforms existing methods in both settings.

4.1. Synthetic Data

Data Generation Process: We generated an ensemble of matrices $M^* \in \mathbb{R}^{n \times m}$. The varying parameters of the ensemble include (i) r : the rank of the matrix; (ii) $\bar{M}^* = \frac{1}{nm} \sum_{ij} M_{ij}^*$: the average value of all entries; (iii) p_O : the probability of an entry being observed; (iv) p_A^* : the probability of an entry where an anomaly occurs; and (v) α^* : the anomaly parameter. When an anomaly occurs, $\mathbb{E}(\text{Anom}(\alpha^*, M)) = \alpha^* M$.

The parameters were sampled uniformly: $r \in [1, 10]$, $\bar{M}^* \in [1, 10]$, $p_O \in [0.5, 1]$, $p_A^* \in [0, 0.3]$ and $\alpha^* \in [0, 1]$. Each instance was generated in the following steps: (i) Generate M^* : for a given choice of r and entrywise mean \bar{M}^* , we set $M^* = kUV^T$. $U, V \in \mathbb{R}^{n \times r}$ are random with independent Gamma(1, 2) entries and k is picked so that $\bar{M}^* = \frac{1}{nm} \sum_{ij} M_{ij}^*$. This is a typical way of generating M^* with rank r and non-negative entries (Cemgil 2008). (ii) Observation: If (i, j) is observed, then with probability $1 - p_A^*$, $X_{ij} \sim \text{Poisson}(M_{ij})$; otherwise, $X_{ij} \sim \text{Poisson}(\text{Exp}(\alpha^*)M_{ij})$. Here $\text{Exp}(\alpha^*)$ models the occurring time of the anomalous event. (iii) Costs: we generate each $c_{ij}^{(0)} \in [0, 10]$, $c_{ij}^{(1)} \in [0, 10]$ uniformly. Here $c_{ij}^{(0)}$ and $c_{ij}^{(1)}$ model the heterogeneous false negative costs and false positive costs respectively.

Existing Methods and Implementations: For practical considerations, we implemented a slight variant of the EW algorithm where (i) the matrix completion step uses the typical soft-impute algorithm (Mazumder et al. 2010), and (ii) the anomaly model estimation is done via maximum likelihood estimation.

We compared our EW algorithm with three existing algorithms: (i) Stable-PCP (Zhou et al. 2010, Chen et al. 2020b), (ii) Robust Matrix Completion (RMC) (Klopp et al. 2017), and (iii) Direct Robust Matrix Factorization (DRMF) (Xiong et al. 2011). These three algorithms all recover the matrices by decomposing X as $X = \hat{M} + \hat{A} + \hat{E}$, and minimizing some objective $f(\hat{M}) + \lambda_1 g(\hat{A}) + \lambda_2 h(\hat{E})$, where f, g, h are penalty functions with Lagrange multipliers λ_1, λ_2 . For all algorithms, we tuned the Lagrange multipliers corresponding to rank using knowledge of the true rank, and optimized for cost^π .

Results for Various Metrics: We generated 1000 instances with $n = m = 100$. The results are summarized in Table 2. Table 2 reports the regret (i.e. cost above that of π^*), along with $\|\hat{M} - M\|_F$ and $\|\hat{M} - M\|_{\max}$, all averaged over the 1000 instances (\hat{M} of EW is obtained after recovering from the estimated scaling). The results show that EW outperforms all other algorithms significantly along all metrics. The reduction in cost brought upon by EW is promising, suggesting the usefulness of incorporating cost information and underlying entry-wise anomaly models.

Algorithm	$\text{cost}^\pi - \text{cost}^{\pi^*}$	$\ \hat{M} - M\ _F$	$\ \hat{M} - M\ _{\max}$
EW	0.06	237.1	27.4
Stable PCP	0.70	314.3	43.6
DRMF	0.69	391.2	60.4
RMC	0.90	1099.0	123.1

Table 2 Summary of results on synthetic data. Costs (relative to the idealized algorithm π^* , along with $\|\hat{M} - M\|_F$ and $\|\hat{M} - M\|_{\max}$, are averaged over 1000 instances. The evaluated algorithms include our algorithm (EW), and three existing benchmarks.

Vanishing Regret When n Scales: To study the trend of the regret of EW when n increases, we consider a representative setting with $n = m, r = 3, \bar{M}^* = 5, p_O = 0.8, p_A^* = 0.04, \alpha^* = 0.2$. Fig. 1 shows how the regret of EW scales with n . The result confirms Theorem 1: the regret will vanish when n grows (in fact, the rate in this example is slightly faster than the upper bound $\Theta(1/\sqrt{n})$). This illustrates the power of using cross-sectional data with more available stores and products.

Evaluation of Anomaly Detection as a Classification Task: Another interesting metric related to anomaly detection, besides the average cost/benefits, is the rate of successfully detecting anomalies. To make this precise, suppose the ‘goal’ of an algorithm π were to correctly *classify* the entries into an ‘anomaly set’ and a ‘non-anomaly set’. This is precisely a *classification* task, in the statistical

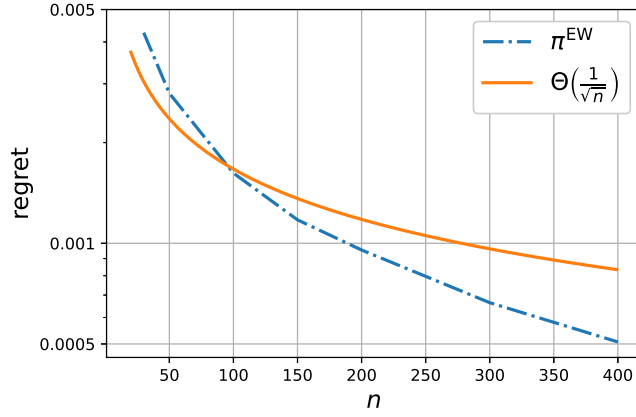


Figure 1 Synthetic data. The regret of $\text{cost}^{\pi^{\text{EW}}} - \text{cost}^{\pi^*}$ corresponds to n in a representative setting with $n = m, r = 3, \bar{M}^* = 5, p_{\text{O}} = 0.8, p_{\text{A}}^* = 0.04, \alpha^* = 0.2$.

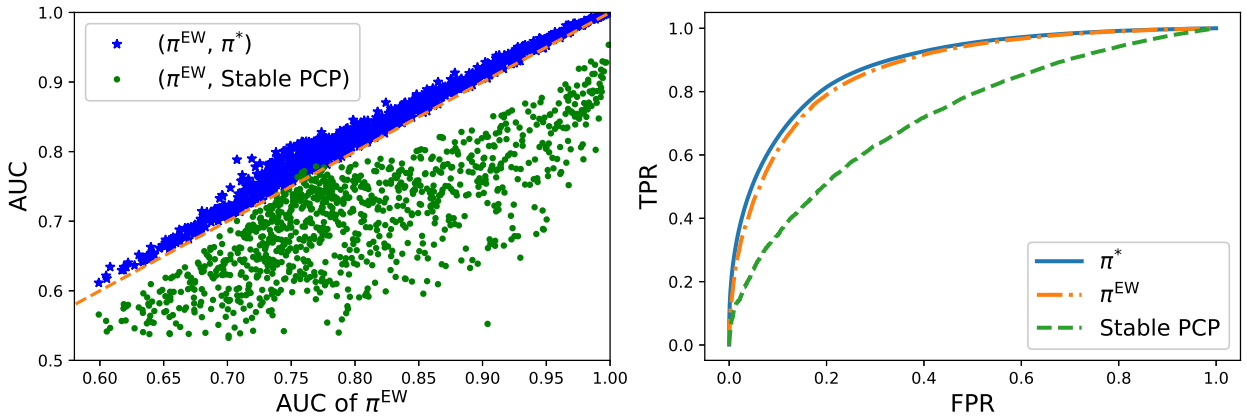


Figure 2 Synthetic data. (Left) Scatter plot showing AUC of (unachievable) ideal algorithm vs. that of EW (blue points, above 45-degree line); and AUC of Stable PCP vs EW (green, mostly below 45 degree line). (Right) ROC curve in a representative setting with $n = m = 100, r = 3, \bar{M}^* = 5, p_{\text{O}} = 0.8, p_{\text{A}}^* = 0.04, \alpha^* = 0.2$.

learning sense, and as such we can measure performance via the standard true positive rates (TPR) and false positive rates (FPR).

Our EW algorithm can easily be generalized to obtain (near) optimal TPR with a given constraint on FPR (see Appendix E for details). To compare the performance, we measure the area under receiver operating characteristic (ROC) curves, i.e., AUCs. For existing methods, we generate ROC curves by varying the Lagrange multipliers. We also consider the idealized algorithm π^* that knows M^* and the anomaly model.

We generated 1000 ensembles with $n = m = 100$. Figure 2 (Left) shows the scatter plot of AUCs of π^*, π^{EW} and Stable-PCP. It confirms that our algorithm π^{EW} achieves similar AUC to π^* , confirming

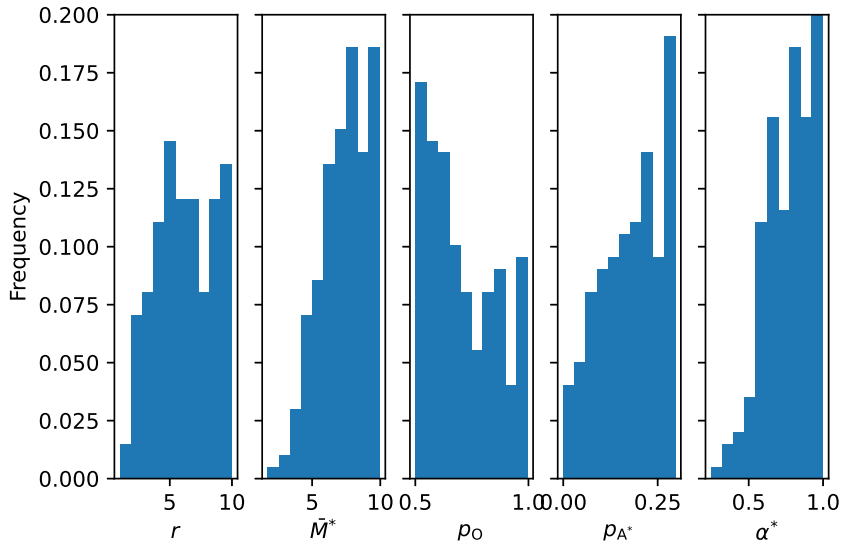


Figure 3 Synthetic data. Histograms shows problem characteristics where EW performs worst relative to ideal algorithm (20th percentile).

its the near-optimality. The results also show that we outperform existing methods uniformly over the ensemble (we show our results vs. Stable-PCP, but the same holds true for the other two existing algorithms in the experiments). Figure 2 (Right) shows the explicit ROC curve for a representative setting.

We also studied the limitation of our algorithm, in which the performance starts to degrade. Figure 3 shows that the problem instances (in the experiment of the synthetic data) where the AUC of EW was furthest away from the ideal AUC (20th percentile). The results show largely intuitive characteristics: higher α^* (so anomalies look similar to non-anomalous entire), lower p_O , higher p_A^* and higher r (so that M^* is harder to estimate). The behavior with respect to \bar{M}^* is surprising but was consistently observed across other ensembles as well.

4.2. Real Data

We collected data X_Ω , from a national retailer, consisting of weekly sales of $m = 300$ SKUs across $n = 30$ stores with $p_O \sim 0.23$. Since there is no ground-truth for anomalies, we backed out the “real” anomalies through the following process:

- Let \bar{S}_{ij} be the unit sales of (i, j) averaged over the 10 weeks surrounding the current week (including the past 5 weeks and future 5 weeks).
- Treat (i, j) as anomalous if sales at the current week are less than one half of \bar{S}_{ij} , i.e., $B_{ij} = 1$ if and only if $X_{ij} \leq \bar{S}_{ij}/2$.

Such anomalies are of practical interest, e.g., a sudden drop of sale might be due to the errors in the inventory records. Even if no phantom inventory event occurs, these products may still warrant a careful examination to understand why the drop in sales occurred. We simulated the cost model by generating each $c_{ij}^{(0)} \in [0, 500]$, $c_{ij}^{(1)} \in [0, 500]$ uniformly.

Algorithm	cost $^{\pi}$
EW	0.860 (\pm 0.302)
DRMF	2.294 (\pm 0.185)
Ignore	2.631 (\pm 0.198)

Table 3 Real Data. Regret of costs are averaged over 1000 instances.

We generated an ensemble of 1000 such instances (randomness is due to the cost model). Table 3 reports the results (we show EW vs. DRMF, the other two existing algorithms are significantly worse and substantially slower in this experiment). The “Ignore” algorithm serves as the benchmark that simply ignores the inconsistent inventory records (which is not uncommon in practice). The cost of EW is roughly one third that of DRMF, suggesting its practical usefulness. It is also interesting to note that here we are able to discover the sales drop using only the cross-sectional data. Furthermore, the Ω and B in this experiment are in fact highly non-uniform due to the various correlations over missingness and sales (such as store-correlation, SKU-correlation, and time-correlation) in the real data. The results thus suggested the practical robustness of EW algorithm in the presence of non-uniform missing patterns and anomaly patterns. More details about experiments can be found in Appendix D.

Scalability: EW is also much faster than the competing algorithms, since our main computational cost is a typical matrix completion procedure. Concretely, we can expect to solve a 70000×10000 matrix with 10^7 observed entries within minutes (Yao and Kwok 2018).

5. Proof Sketches

Before concluding, we sketch the proofs of Theorems 1 and 2. Complete proofs can be found in Appendices B and A.

5.1. Proof Sketch of Theorem 1

Mirroring the algorithm itself, the following sketch is given in four parts: (i) an entrywise guarantee for \hat{M} ; (ii) a moment matching estimator for $(\hat{p}_A, \hat{\alpha})$; (iii) a plug-in estimator for f_{ij}^* ; (iv) an analysis of the cost incurred by the decision $A_{ij}^{\pi, \text{EW}}$.

Step 1: The entrywise guarantee for \hat{M} , namely Theorem 2, is our key result, and we will sketch its proof in the next subsection.

Step 2: The recovery guarantee for the moment matching estimator, namely Lemma 1, relies on an intermediate step which is to show that $F_t(\hat{\theta}) \approx F_t(\theta^*)$ by solving $\hat{\theta}$ from Eq. (7). In fact, we have the following result:

LEMMA 2. *With probability $1 - O(\frac{1}{nm})$,*

$$\left\| F(\hat{\theta}) - F(\theta^*) \right\| \leq C(K + L)\kappa^4 \mu r L \sqrt{\frac{\log(m)}{p_0 m}}.$$

The additional regularity conditions then allow us to establish that $\hat{\theta} \approx \theta^*$ from $F(\hat{\theta}) \approx F(\theta^*)$.

Step 3: The following lemma translates the previously-established entrywise guarantees on $\|\hat{M}_{ij} - e(\theta^*)M_{ij}^*\|$ (Theorem 2), and $\theta^* \approx \hat{\theta}$ (Lemma 1), into closeness between \hat{f}_{ij} and f_{ij}^* :

LEMMA 3. *Let*

$$\delta = (K + L)^3 \kappa^4 \mu r L^2 \sqrt{\frac{\log m}{p_0 m}}.$$

Then with probability $1 - O(\frac{1}{nm})$, for every $(i, j) \in \Omega$, we have

$$\left| f_{ij}^* - \hat{f}_{ij} \right| \leq \min \left(\frac{2\delta}{x_{ij}^* + y_{ij}^*}, 1 \right).$$

Step 4: The final step is to analyze the cost incurred by using \hat{f}_{ij} to replace f_{ij}^* in the optimal decision rules. To simplify the notation, define auxiliary variables a_{ij} and b_{ij} :

$$\begin{aligned} a_{ij} &:= -c_{ij}^{(1)} + (c_{ij}^{(0)} + c_{ij}^{(1)}) \hat{f}_{ij} \\ b_{ij} &:= -c_{ij}^{(1)} + (c_{ij}^{(0)} + c_{ij}^{(1)}) f_{ij}^*. \end{aligned}$$

Then, we can write the (excess) cost explicitly as the following:

$$\begin{aligned} \text{cost}^{\pi^{\text{EW}}}(X_\Omega) - \text{cost}^{\pi^*}(X_\Omega) &= \frac{1}{|\Omega|} \sum_{(i,j) \in \Omega} (\mathbf{1}\{a_{ij} \leq 0\} - \mathbf{1}\{b_{ij} \leq 0\}) b_{ij} \\ &\leq \frac{1}{|\Omega|} \sum_{(i,j) \in \Omega} |a_{ij} - b_{ij}|. \end{aligned}$$

Here, the last inequality is simply due to algebra (one can check the four cases (i) $a_{ij} \geq 0, b_{ij} \geq 0$ (ii) $a_{ij} \leq 0, b_{ij} \leq 0$ (iii) $a_{ij} \geq 0, b_{ij} \leq 0$ (iv) $a_{ij} \leq 0, b_{ij} \geq 0$ separately). This implies that

$$\begin{aligned} \text{cost}^{\pi^{\text{EW}}}(X_\Omega) - \text{cost}^{\pi^*}(X_\Omega) &\leq \frac{1}{|\Omega|} \sum_{(i,j) \in \Omega} |c_{ij}^{(0)} + c_{ij}^{(1)}| |\hat{f}_{ij} - f_{ij}^*| \\ &\stackrel{(i)}{\leq} \frac{1}{|\Omega|} \sum_{(i,j) \in \Omega} C \min \left(\frac{2\delta}{x_{ij}^* + y_{ij}^*}, 1 \right), \end{aligned}$$

where (i) is due to Lemma 3 and taking $C := \max(|c_{ij}^{(0)}| + c_{ij}^{(1)})$.

We now construct random variables

$$z_{ij} := \min\left(\frac{2\delta}{x_{ij}^* + y_{ij}^*}, 1\right) \mathbf{1}\{(i, j) \in \Omega\}.$$

The problem boils down to bound $\sum_{ij} z_{ij}$. Note that $z_{ij} \in [0, 1]$. Furthermore,

$$\begin{aligned} \mathbb{E}(z_{ij}) &= p_{\mathcal{O}} \sum_{t=0,1,2,\dots} \min\left(\frac{2\delta}{\mathbb{P}(X_{ij} = t)}, 1\right) \mathbb{P}(X_{ij} = t) \\ &\leq p_{\mathcal{O}} \sum_{t=0}^k 2\delta + p_{\mathcal{O}} \sum_{t=k+1}^{\infty} \mathbb{P}(X_{ij} = t) \\ &\leq p_{\mathcal{O}}(2k\delta + \mathbb{P}(X_{ij} > k)). \end{aligned}$$

We choose $k = \Theta(L \log(1/\delta))$. By the sub-exponentiality of X_{ij} , we have $\mathbb{P}(X_{ij} > k) = O(\delta)$. Then

$$\mathbb{E}(z_{ij}) = O(p_{\mathcal{O}}\delta \log(1/\delta)).$$

Finally, by the Chernoff bound (z_{ij} are independent from each other), with probability $1 - O(1/(nm))$,

$$\text{cost}^{\pi^{\text{EW}}}(X_{\Omega}) - \text{cost}^{\pi^*}(X_{\Omega}) \stackrel{(i)}{\leq} \frac{C}{2nmp_{\mathcal{O}}} \sum_{i,j} z_{ij} = O\left(\frac{\log^{1.5}(m)}{\sqrt{m}}\right),$$

where (i) uses that $|\Omega| \leq 2nmp_{\mathcal{O}}$ with high probability and $\delta = O(\log^{0.5}(m)/\sqrt{m})$. This completes the proof.

5.2. Proof Sketch of Theorem 2: Entrywise Guarantee for Sub-Exponential Random Matrices

In this subsection, we provide a proof sketch for Theorem 2 (the full proof can be found in Appendix A). Our idea combines recently-developed techniques for entrywise analysis for random matrices (Abbe et al. 2017) and recent matrix completion result for Poisson observations (McRae and Davenport 2019).

The key difficulty is to generalize Abbe et al. (2017), which provided entrywise results for sub-Gaussian noise to the scenario with sub-exponential noise. Although rich results for sub-Gaussian noise are known, the bound in sub-exponential matrices that we required for generalizing Abbe et al. (2017) is missing. Then we find that a lemma developed in McRae and Davenport (2019) that originally provided the result on aggregated error for Poisson matrix completion can be effectively used in our proof. This observation with considerably more fine-tuned analysis leads us to show the entry-wise guarantee result for matrix completion with Poisson noise (or sub-exponential noise, more generally).

Since the main result in Abbe et al. (2017) is for the symmetric scenario, we consider \bar{X}, \bar{M}^* that are symmetrical under our anomaly model. In particular, let $\bar{M}^* \in \mathbb{R}_+^{n \times n}$ be a symmetric matrix. For $1 \leq i \leq j \leq n$, let

$$\begin{cases} \bar{X}_{ij} \sim \text{Poisson}(\bar{M}_{ij}^*) & \text{with prob. } (1 - p_A^*)p_O \\ \bar{X}_{ij} \sim \text{Anom}(\alpha^*, \bar{M}_{ij}^*) & \text{with prob. } p_A^*p_O \\ \bar{X}_{ij} = 0 & \text{with prob. } 1 - p_O. \end{cases}$$

Let $\bar{X}_{ji} = \bar{X}_{ij}$ for $1 \leq i \leq j \leq n$. Let $t = g(\alpha^*)p_A^*p_O + (1 - p_A^*)p_O$. It is easy to verify $\mathbb{E}(\bar{X}/t) = \bar{M}^*$. Furthermore, suppose $\max\left(\bar{M}_{ij}^* + 1, \left\| \text{Anom}(\alpha^*, \bar{M}_{ij}^*) \right\|_{\psi_1}\right) \leq L$ for $(i, j) \in [n] \times [n]$. Denote the eigenvalues of \bar{M}^* by $\lambda_1^* \geq \lambda_2^* \geq \dots \geq \lambda_n^*$ with their associated eigenvectors by $\{\bar{u}_j^*\}_{j=1}^n$. Denote the eigenvalues of \bar{X} by $\lambda_1 \geq \lambda_2 \geq \dots \geq \lambda_n$ with their associated eigenvectors by $\{\bar{u}_j\}_{j=1}^n$.

Suppose r is an integer such that $1 \leq r < n$. Assume \bar{M}^* satisfies $\lambda_1^* \geq \lambda_2^* \geq \dots \geq \lambda_r^* \geq 0$ and $\lambda_{r+1}^* \leq 0$. Let $\bar{U}^* = (u_1^*, u_2^*, \dots, u_r^*) \in \mathbb{R}^{n \times r}$, $\bar{U} = (u_1, u_2, \dots, u_r) \in \mathbb{R}^{n \times r}$. We aim to show that \bar{U} is a good estimation of \bar{U}^* in the entry-wise manner under some proper rotation. In particular, let $\bar{H} := \bar{U}^T \bar{U}^* \in \mathbb{R}^{r \times r}$. Suppose the SVD decomposition of \bar{H} is $\bar{H} = U' \Sigma' V'^T$. The matrix sign function of \bar{H} is denoted by $\text{sgn}(\bar{H}) := U' V'^T$. In fact, $\text{sgn}(\bar{H}) = \arg \min_O \left\| \bar{U} O - \bar{U}^* \right\|_{\text{F}}$ subject to $O O^T = I$.¹³ We aim to show an upper bound on $\left\| \bar{U} \text{sgn}(\bar{H}) - \bar{U}^* \right\|_{2, \infty}$. Let $\Delta^* := t \lambda_r^*$, $\kappa := \frac{\lambda_1^*}{\lambda_r^*}$. We rephrase the Theorem 2.1 in Abbe et al. (2017) for the above scenario and rewrite it as the following lemma.

LEMMA 4 (Theorem 2.1 Abbe et al. (2017)). *Suppose $\gamma \in \mathbb{R}_{\geq 0}$. Let $\phi(x) : \mathbb{R}_{\geq 0} \rightarrow \mathbb{R}_{\geq 0}$ be a continuous and non-decreasing function with $\phi(0) = 0$ and $\phi(x)/x$ non-increasing in $\mathbb{R}_{> 0}$. Let $\delta_0, \delta_1 \in (0, 1)$. With the above quantities, consider the following four assumptions:*

A1. $\left\| t \bar{M}^* \right\|_{2, \infty} \leq \gamma \Delta^*$.

A2. *For any $m \in [n]$, the entries in the m th row and column of \bar{X} are independent with others.*

A3. $\mathbb{P}\left(\left\| \bar{X} - t \bar{M}^* \right\|_2 \leq \gamma \Delta^*\right) \geq 1 - \delta_0$.

A4. *For any $m \in [n]$ and any $W \in \mathbb{R}^{n \times r}$,*

$$\mathbb{P}\left(\left\| \left(\bar{X} - t \bar{M}^* \right)_{m, \cdot} W \right\|_2 \leq \Delta^* \|W\|_{2, \infty} \phi\left(\frac{\|W\|_{\text{F}}}{\sqrt{n} \|W\|_{2, \infty}}\right)\right) \geq 1 - \frac{\delta_1}{n}$$

If $32\kappa \max(\gamma, \phi(\gamma)) \leq 1$, under above Assumptions A1–A4, with probability $1 - \delta_0 - 2\delta_1$, the following hold:

$$\begin{aligned} \left\| \bar{U} \right\|_{2, \infty} &\lesssim (\kappa + \phi(1)) \left\| \bar{U}^* \right\|_{2, \infty} + \gamma \left\| t \bar{M}^* \right\|_{2, \infty} / \Delta^* \\ \left\| \bar{U} \text{sgn}(\bar{H}) - \bar{U}^* \right\|_{2, \infty} &\lesssim (\kappa(\kappa + \phi(1))(\gamma + \phi(\gamma)) + \phi(1)) \left\| \bar{U}^* \right\|_{2, \infty} + \gamma \left\| t \bar{M}^* \right\|_{2, \infty} / \Delta^*. \end{aligned}$$

¹³ See Gross (2011) for more details about the matrix sign function.

To obtain useful results from Lemma 6, one need to find proper γ and $\phi(x)$ and show that the Assumptions A1–A4 hold. For sub-gaussian noise, these assumptions can be easily verified. We investigate the scenario for sub-exponential noise. We define $\bar{\gamma}$ and $\bar{\phi}(x)$ as the proper form for γ and $\phi(x)$ respectively in the following.

DEFINITION 1. Let $\bar{\gamma} := \frac{\sqrt{n}}{\Delta^*}L$, $\bar{\phi}(x) := \frac{\sqrt{n}}{\Delta^*}L \log(2n^3r)x$.

Under $\bar{\gamma}$ and $\bar{\phi}(x)$, we will show that Assumption A3 holds based on Lemma 11, Assumption A4 holds based on Lemma 13. Note that Assumption A2 naturally holds since each element of \bar{X} is independent of each other. Assumption A1 holds due to that $\|t\bar{M}^*\|_{2,\infty} = \max_i \sqrt{\sum_j t^2 \bar{M}_{ij}^{*2}} \leq t\sqrt{n}L \leq \bar{\gamma}\Delta^*$. First, we observe that $\bar{X}_{ij} - t\bar{M}_{ij}^*$ is a sub-exponential random matrix.

LEMMA 5. For any $(i, j) \in [n] \times [n]$, $\|\bar{X}_{ij} - t\bar{M}_{ij}^*\|_{\psi_1} \leq 6L$.

To show that Assumption A3 holds, we introduce a result in McRae and Davenport (2019) that helps to control the operator norm of $\bar{X} - t\bar{M}^*$.

LEMMA 6 (Lemma 4 in McRae and Davenport (2019)). Let Y be a random $n_1 \times n_2$ matrix whose entries are independent and centered, and suppose that for some $v, t_0 > 0$, we have, for all $t_1 \geq t_0$, $\mathbb{P}(|Y_{ij}| \geq t_1) \leq 2e^{-t_1/v}$. Let $\epsilon \in (0, 1/2)$, and let $K = \max\{t_0, v \log(2mn/\epsilon)\}$. Then,

$$\mathbb{P}\left(\|Y\|_2 \geq 2\sigma + \frac{\epsilon v}{\sqrt{n_1 n_2}} + t_1\right) \leq \max(n_1, n_2) \exp(-t_1^2/(C_0(2K)^2)) + \epsilon,$$

where C_0 is a constant and $\sigma = \max_i \sqrt{\sum_j \mathbb{E}(Y_{ij}^2)} + \max_j \sqrt{\sum_i \mathbb{E}(Y_{ij}^2)}$.

In order to use Lemma 7 for Assumption A3, we need to convert the asymmetrical results into symmetric scenario. In particular, we have

LEMMA 7. $\mathbb{P}\left(\|\bar{X} - t\bar{M}^*\|_2 \leq C\bar{\gamma}\Delta^*\right) \geq 1 - \frac{1}{n^2}$ for some constant C .

Proof. Denote $Y \in \mathbb{R}^{n \times n}$ by

$$Y_{ij} = \begin{cases} 2(\bar{X}_{ij} - t\bar{M}_{ij}^*) & i < j \\ (\bar{X}_{ij} - t\bar{M}_{ij}^*) & i = j \\ 0 & i > j \end{cases}$$

Note that $\|Y_{ij}\|_{\psi_1} \leq 2\|\bar{X}_{ij} - t\bar{M}_{ij}^*\|_{\psi_1} \leq 12L$ by Lemma 10. By the property of subexponential random variable, we have $\mathbb{E}(Y_{ij}^2) \leq C_1 L^2$ and for all $t' \geq 0$, $\mathbb{P}(|Y_{ij}| \geq t') \leq 2\exp(-t'/C_2 L)$ where C_1, C_2 are two constants.

Consider applying Lemma 7 to X with $n_1 = n_2 = n$. Let $\epsilon = \frac{1}{2n^2}$. Then $K = C_2 L \log(4n^2)$. Take $t' = \sqrt{C_0 3 \ln n 2K} + \ln 2$. Then $\max(n_1, n_2) \exp(-t'^2/(C_0(2K)^2)) + \epsilon = \frac{1}{n^2}$. Furthermore $2\sigma + \frac{\epsilon v}{\sqrt{n_1 n_2}} + t' \leq C_3 \sqrt{n}L$ for some constant C_3 .

Therefore, $\|Y\|_2 \leq C_3 \sqrt{n}L$ with probability $1 - \frac{1}{n^2}$. Note that $\bar{X} - t\bar{M}^* = (Y + Y^T)/2$. Hence, with probability $1 - \frac{1}{n^2}$, $\|\bar{X} - t\bar{M}^*\|_2 \leq (\|Y\|_2 + \|Y^T\|_2)/2 \leq C_3 \sqrt{n}L \leq C_3 \bar{\gamma}\Delta^*$.

Next, we will show that Assumption A4 holds based on the Bernstein-type inequalities to control the tail bound of sum of sub-exponential random variables.

LEMMA 8. *For any $m \in [n]$ and any $W \in \mathbb{R}^{n \times r}$, the following holds*

$$\mathbb{P} \left(\left\| (\bar{X} - t\bar{M}^*)_{m, \cdot} W \right\|_2 \leq C\Delta^* \|W\|_{2, \infty} \bar{\phi} \left(\frac{\|W\|_F}{\sqrt{n} \|W\|_{2, \infty}} \right) \right) \geq 1 - \frac{1}{n^3},$$

where C is a constant.

Proof. First, consider a special case with $r = 1, w \in \mathbb{R}^{n \times 1}$. Let $Y_j = \bar{X}_{ij} - t\bar{M}_{ij}^*$. By Lemma 10, we have $\max_{j \in [n]} \|Y_j\|_{\phi_1} \leq 6L =: K$. Then, by Bernstein's inequality, $\mathbb{P} \left(\left| \sum_{i=1}^N w_i Y_i \right| \geq t \right) \leq 2 \exp \left\{ -C_2 \left(\frac{t^2}{K^2 \|w\|_2^2} \vee \frac{t}{K \|w\|_\infty} \right) \right\}$.

Take $t = \left(\frac{1}{C_2} + 1\right) \|w\|_2 K \log(2n^3 r)$, then $C_2 \frac{t^2}{K^2 \|w\|_2^2} = \left(\frac{1}{C_2} + 1\right)(1 + C_2) \log(2n^3 r) \log(2n^3 r) \geq \log(2n^3 r)$ and $C_2 \frac{t}{K \|w\|_\infty} = (1 + C_2) \frac{\|w\|_2}{\|w\|_\infty} \log(2n^3 r) \geq \log(2n^3 r)$. Therefore,

$$\mathbb{P} \left(\left| \sum_{i=1}^N w_i Y_i \right| \geq \left(\frac{1}{C_2} + 1\right) \|w\|_2 K \log(2n^3 r) \right) \leq \frac{1}{n^3 r}.$$

This idea can be generalized to the scenario with $r > 1$.

After showing that Assumptions A1–A4 hold, we can prove the following result.

PROPOSITION 2. *Let $t := (g(\alpha^*)p_A^* + (1 - p_A^*))p_O$. Suppose $\sqrt{n}L \log(n)\kappa^2 \leq Ct\lambda_1^*$ for some known constant C . Then, with probability $1 - O(n^{-2})$, the following hold:*

$$\begin{aligned} \|\bar{U}\|_{2, \infty} &\lesssim \kappa \left(\|\bar{U}^*\|_{2, \infty} + \|\bar{M}^*\|_{2, \infty} / \lambda_1^* \right) \\ \|\bar{U} \text{sgn}(H) - \bar{U}^*\|_{2, \infty} &\lesssim \frac{\sqrt{n} \log(n)}{t\lambda_1^*} \kappa^3 L \|\bar{U}^*\|_{2, \infty} + \kappa \|\bar{M}^*\|_{2, \infty} / \lambda_1^*. \end{aligned}$$

Next we need to convert Proposition 2 back to our asymmetric scenario. We use the ‘‘symmetric dilation’’ technique (Paulsen 2002, Abbe et al. 2017, Ma et al. 2019, Chen et al. 2020a) to generalize the result to accommodate our asymmetric model. Let $M^* = U^* \Sigma^* V^*$, $\text{SVD}(X_\Omega)_r = U \Sigma V$ be the SVD decomposition of M^* and $\text{SVD}(X_\Omega)_r$ respectively. Some fine-tuned analysis leads to the following result.

PROPOSITION 3. *Let $H = \frac{1}{2}(U^T U^* + V^T V^*)$, $\mu = \max(n \|U^*\|_{2, \infty}^2, m \|V^*\|_{2, \infty}^2) / r$, $\kappa = \sigma_1^* / \sigma_r^*$, $t = (p_A^* g(\alpha^*) + 1 - p_A^*)p_O$. Suppose $\sqrt{m}L \log(m)\kappa^2 \leq Ct\sigma_1^*$ for some known constant C . Then, with probability $1 - O((nm)^{-1})$, the following hold:*

$$\begin{aligned} (\|U\|_{2, \infty} \vee \|V\|_{2, \infty}) &\lesssim \kappa \sqrt{\frac{\mu r}{n}} \\ (\|U \text{sgn}(H) - U^*\|_{2, \infty} \vee \|V \text{sgn}(H) - V^*\|_{2, \infty}) &\lesssim \frac{\sqrt{m} \log(m) \kappa^3 L \sqrt{\mu r}}{t\sigma_1^* \sqrt{n}} \\ \|\text{SVD}(X_\Omega)_r - tM^*\|_{\max} &\lesssim \kappa^4 \mu r \log(m) L \frac{\sqrt{m}}{n}. \end{aligned}$$

Finally, a concentration bound implying that $|\Omega| \approx nmp_{\mathcal{O}}$ provides us

$$\left\| \text{SVD}(X_{\Omega})_r \frac{nm}{|\Omega|} - e(\theta^*)M^* \right\|_{\max} \lesssim \frac{(\kappa^4 \mu r)L \log m \sqrt{m}}{p_{\mathcal{O}} n},$$

which completes the proof (sketch).

6. Conclusion

We proposed a simple statistical model for anomaly detection in low-rank matrices that is motivated by fixing inventory inconsistency in retail. We proved a new entrywise bound for matrix completion with sub-exponential noise, and used this to motivate a simple policy for the anomaly detection problem. We proved matching upper and lower bounds on the anomaly detection costs of our algorithm, and demonstrated in experiments that our approach provides substantial improvements over existing approaches.

While our results are somewhat encouraging, they by no means cover the most general settings of practical interest. There are many possible extensions that merit future investigation, to name a few,

- **Dependency on K and L .** Our current regret likely scales sub-optimal with K and L . A more refined analysis may lead to the improvement for such dependency.
- **Incorporating Longitudinal Information.** In this paper, we focus on exploring the benefits brought by utilizing the cross-sectional data in a dynamic environment. But if the environment is relatively stable, one can expect that both longitudinal information and cross-sectional shall help. The combination of such tensor-type information is a promising future direction to study.

References

- Abbe E, Fan J, Wang K, Zhong Y (2017) Entrywise eigenvector analysis of random matrices with low expected rank. *arXiv preprint arXiv:1709.09565* .
- Agarwal A, Negahban S, Wainwright MJ, et al. (2012) Noisy matrix decomposition via convex relaxation: Optimal rates in high dimensions. *The Annals of Statistics* 40(2):1171–1197.
- Akturk MS, Ketzenberg M (2021) Exploring the competitive dimension of omnichannel retailing. *Management Science* .
- Ansari A, Essegai S, Kohli R (2000) Internet recommendation systems. *Journal of Marketing research* 37(3):363–375.
- Ansari A, Mela CF (2003) E-customization. *Journal of marketing research* 40(2):131–145.
- Aybat NS (2016) Algorithms for stable pca. *Handbook of Robust Low-Rank and Sparse Matrix Decomposition: Applications in Image and Video Processing* 2–1.
- Bennett J, Lanning S, et al. (2007) The netflix prize. *Proceedings of KDD cup and workshop*, volume 2007, 35 (New York).

-
- Bernstein S (1946) The theory of probabilities.
- Candès EJ, Li X, Ma Y, Wright J (2011) Robust principal component analysis? *Journal of the ACM (JACM)* 58(3):1–37.
- Cao Y, Xie Y (2015) Poisson matrix recovery and completion. *IEEE Transactions on Signal Processing* 64(6):1609–1620.
- Cemgil AT (2008) Bayesian inference for nonnegative matrix factorisation models. *Computational intelligence and neuroscience* 2009.
- Chandrasekaran V, Sanghavi S, Parrilo PA, Willsky AS (2011) Rank-sparsity incoherence for matrix decomposition. *SIAM Journal on Optimization* 21(2):572–596.
- Chatterjee S (2020) A deterministic theory of low rank matrix completion. *IEEE Transactions on Information Theory* 66(12):8046–8055.
- Chen J, Liu D, Li X (2020a) Nonconvex rectangular matrix completion via gradient descent without $l_{2,\infty}$ regularization. *IEEE Transactions on Information Theory* .
- Chen L, Mersereau AJ (2015) Analytics for operational visibility in the retail store: The cases of censored demand and inventory record inaccuracy. *Retail supply chain management*, 79–112 (Springer).
- Chen Y, Fan J, Ma C, Yan Y (2019) Inference and uncertainty quantification for noisy matrix completion. *arXiv preprint arXiv:1906.04159* .
- Chen Y, Fan J, Ma C, Yan Y (2020b) Bridging convex and nonconvex optimization in robust pca: Noise, outliers, and missing data. *arXiv preprint arXiv:2001.05484* .
- Chuang HHC, Oliva R (2015) Inventory record inaccuracy: Causes and labor effects. *Journal of operations management* 39:63–78.
- Conrad S (1976) Sales data and the estimation of demand. *Journal of the Operational Research Society* 27(1):123–127.
- De Kok A, Van Donselaar K, van Woensel T (2008) A break-even analysis of rfid technology for inventory sensitive to shrinkage. *International Journal of Production Economics* 112(2):521–531.
- DeHoratius N, Mersereau AJ, Schrage L (2008) Retail inventory management when records are inaccurate. *Manufacturing & Service Operations Management* 10(2):257–277.
- DeHoratius N, Raman A (2008) Inventory record inaccuracy: An empirical analysis. *Management science* 54(4):627–641.
- Fan TJ, Chang XY, Gu CH, Yi JJ, Deng S (2014) Benefits of rfid technology for reducing inventory shrinkage. *International Journal of Production Economics* 147:659–665.
- Farias V, Li A, Peng T (2021) Learning treatment effects in panels with general intervention patterns. *Advances in Neural Information Processing Systems* 34:14001–14013.
- Farias VF, Li AA (2019) Learning preferences with side information. *Management Science* 65(7):3131–3149.

- Fleisch E, Tellkamp C (2005) Inventory inaccuracy and supply chain performance: a simulation study of a retail supply chain. *International journal of production economics* 95(3):373–385.
- Goyal S, Hardgrave BC, Aloysius JA, DeHoratius N (2016) The effectiveness of rfid in backroom and sales floor inventory management. *The International Journal of Logistics Management* .
- Gross D (2011) Recovering low-rank matrices from few coefficients in any basis. *IEEE Transactions on Information Theory* 57(3):1548–1566.
- Grover R, Srinivasan V (1987) A simultaneous approach to market segmentation and market structuring. *Journal of Marketing Research* 139–153.
- Hall AR (2005) *Generalized method of moments* (Oxford university press).
- Hansen LP (1982) Large sample properties of generalized method of moments estimators. *Econometrica: Journal of the Econometric Society* 1029–1054.
- Hardgrave BC, Aloysius JA, Goyal S (2013) Rfid-enabled visibility and retail inventory record inaccuracy: Experiments in the field. *Production and Operations Management* 22(4):843–856.
- Imbens GW, Johnson P, Spady RH (1995) Information theoretic approaches to inference in moment condition models. Technical report, National Bureau of Economic Research.
- Kang Y, Gershwin SB (2005) Information inaccuracy in inventory systems: stock loss and stockout. *IIE transactions* 37(9):843–859.
- Klopp O, Lounici K, Tsybakov AB (2017) Robust matrix completion. *Probability Theory and Related Fields* 169(1-2):523–564.
- Kök AG, Shang KH (2007) Inspection and replenishment policies for systems with inventory record inaccuracy. *Manufacturing & service operations management* 9(2):185–205.
- Lafond J (2015) Low rank matrix completion with exponential family noise. *Conference on Learning Theory*, 1224–1243.
- Lee H, Özer Ö (2007) Unlocking the value of rfid. *Production and operations management* 16(1):40–64.
- Li R (2020) Reinvent retail supply chain: Ship-from-store-to-store. *Production and Operations Management* 29(8):1825–1836.
- Lin Z, Chen M, Ma Y (2010) The augmented lagrange multiplier method for exact recovery of corrupted low-rank matrices. *arXiv preprint arXiv:1009.5055* .
- Lin Z, Ganesh A, Wright J, Wu L, Chen M, Ma Y (2009) Fast convex optimization algorithms for exact recovery of a corrupted low-rank matrix. *Coordinated Science Laboratory Report no. UILU-ENG-09-2214, DC-246* .
- Ma C, Wang K, Chi Y, Chen Y (2019) Implicit regularization in nonconvex statistical estimation: Gradient descent converges linearly for phase retrieval, matrix completion, and blind deconvolution. *Foundations of Computational Mathematics* 1–182.

-
- Ma S, Aybat NS (2018) Efficient optimization algorithms for robust principal component analysis and its variants. *Proceedings of the IEEE* 106(8):1411–1426.
- Mazumder R, Hastie T, Tibshirani R (2010) Spectral regularization algorithms for learning large incomplete matrices. *Journal of machine learning research* 11(Aug):2287–2322.
- McRae AD, Davenport MA (2019) Low-rank matrix completion and denoising under poisson noise. *arXiv preprint arXiv:1907.05325* .
- Mou S, Robb DJ, DeHoratius N (2018) Retail store operations: Literature review and research directions. *European Journal of Operational Research* 265(2):399–422.
- Nachtmann H, Waller MA, Rieske DW (2010) The impact of point-of-sale data inaccuracy and inventory record data errors. *Journal of Business Logistics* 31(1):149–158.
- Netrapalli P, Niranjan U, Sanghavi S, Anandkumar A, Jain P (2014) Non-convex robust pca. *Advances in Neural Information Processing Systems*, 1107–1115.
- Newey K, McFadden D (1994) Large sample estimation and hypothesis. *Handbook of Econometrics, IV, Edited by RF Engle and DL McFadden* 2112–2245.
- Paulsen V (2002) *Completely bounded maps and operator algebras*, volume 78 (Cambridge University Press).
- Raman A, DeHoratius N, Ton Z (2001) Execution: The missing link in retail operations. *California Management Review* 43(3):136–152.
- Rekik Y, Syntetos AA, Glock CH (2019) Modeling (and learning from) inventory inaccuracies in e-retailing/b2b contexts. *Decision Sciences* 50(6):1184–1223.
- Sambasivan AV, Haupt JD (2018) Minimax lower bounds for noisy matrix completion under sparse factor models. *IEEE Transactions on Information Theory* 64(5):3274–3285.
- Shi J, Katehakis MN, Melamed B, Xia Y (2014) Production-inventory systems with lost sales and compound poisson demands. *Operations Research* 62(5):1048–1063.
- Ton Z, Raman A (2010) The effect of product variety and inventory levels on retail store sales: A longitudinal study. *Production and Operations Management* 19(5):546–560.
- Tropp JA, et al. (2015) An introduction to matrix concentration inequalities. *Foundations and Trends® in Machine Learning* 8(1-2):1–230.
- Wang F, Fang X, Chen X, Li X (2016) Impact of inventory inaccuracies on products with inventory-dependent demand. *International Journal of Production Economics* 177:118–130.
- Wong RK, Lee TC (2017) Matrix completion with noisy entries and outliers. *The Journal of Machine Learning Research* 18(1):5404–5428.
- Xiong L, Chen X, Schneider J (2011) Direct robust matrix factorization for anomaly detection. *2011 IEEE 11th International Conference on Data Mining*, 844–853 (IEEE).

- Yao Q, Kwok JT (2018) Accelerated and inexact soft-impute for large-scale matrix and tensor completion. *IEEE Transactions on Knowledge and Data Engineering* 31(9):1665–1679.
- Yi X, Park D, Chen Y, Caramanis C (2016) Fast algorithms for robust pca via gradient descent. *Advances in neural information processing systems*, 4152–4160.
- Yuan X, Yang J (2009) Sparse and low-rank matrix decomposition via alternating direction methods. *preprint* 12(2).
- Zhang T, Yang Y (2018) Robust pca by manifold optimization. *The Journal of Machine Learning Research* 19(1):3101–3139.
- Zhou Z, Li X, Wright J, Candes E, Ma Y (2010) Stable principal component pursuit. *2010 IEEE international symposium on information theory*, 1518–1522 (IEEE).

A. Entry-wise Bound and Proof of Theorem 2

In this section, we will prove Theorem 2 based on recent results on entry-wise analysis for random matrices (Abbe et al. 2017) and matrix completion with Poisson observation (McRae and Davenport 2019). The proof idea can be viewed as a generalization from Gaussian noise in Theorem 3.4 of Abbe et al. (2017) to subexponential noise. In particular, we will proceed with the proof in two steps: (i) consider the symmetric scenario where M^* , noises, and anomalies have symmetries; (ii) generalize the results to the asymmetric scenario.

A.1. Symmetric Case

Consider a symmetric scenario. Let $\bar{M}^* \in \mathbb{R}_+^{n \times n}$ be a symmetric matrix. For $1 \leq i \leq j \leq n$, let

$$\begin{cases} \bar{X}_{ij} \sim \text{Poisson}(\bar{M}_{ij}^*) & \text{with prob. } (1 - p_A^*)p_O \\ \bar{X}_{ij} \sim \text{Anom}(\alpha^*, \bar{M}_{ij}^*) & \text{with prob. } p_A^*p_O \\ \bar{X}_{ij} = 0 & \text{with prob. } 1 - p_O. \end{cases} \quad (10)$$

Let $\bar{X}_{ji} = \bar{X}_{ij}$ for $1 \leq i \leq j \leq n$. Let $t = g(\alpha^*)p_A^*p_O + (1 - p_A^*)p_O$. It is easy to verify $\mathbb{E}(\bar{X}/t) = \bar{M}^*$. Furthermore, suppose $\max\left(\bar{M}_{ij}^* + 1, \left\| \text{Anom}(\alpha^*, \bar{M}_{ij}^*) \right\|_{\psi_1}\right) \leq L$ for $(i, j) \in [n] \times [n]$.

Denote the eigenvalues of \bar{M}^* by $\lambda_1^* \geq \lambda_2^* \geq \dots \geq \lambda_n^*$ with their associated eigenvectors by $\{\bar{u}_j^*\}_{j=1}^n$. Denote the eigenvalues of \bar{X} by $\lambda_1 \geq \lambda_2 \geq \dots \geq \lambda_n$ with their associated eigenvectors by $\{\bar{u}_j\}_{j=1}^n$.

Suppose r is an integer such that $1 \leq r < n$. Assume \bar{M}^* satisfies $\lambda_1^* \geq \lambda_2^* \geq \dots \geq \lambda_r^* \geq 0$ and $\lambda_{r+1}^* \leq 0$. Let $\bar{U}^* = (u_1^*, u_2^*, \dots, u_r^*) \in \mathbb{R}^{n \times r}$, $\bar{U} = (u_1, u_2, \dots, u_r) \in \mathbb{R}^{n \times r}$. We aim to show that \bar{U} is a good estimation of \bar{U}^* in the entry-wise manner under some proper rotation. In particular, let $\bar{H} := \bar{U}^T \bar{U}^* \in \mathbb{R}^{r \times r}$. Suppose the SVD decomposition of \bar{H} is $\bar{H} = U' \Sigma' V'^T$ where $U', V' \in \mathbb{R}^{r \times r}$ are orthonormal matrices and $\Sigma' \in \mathbb{R}^{r \times r}$ is a diagonal matrix. The matrix sign function of \bar{H} is denoted by $\text{sgn}(\bar{H}) := U' V'^T$. In fact, $\text{sgn}(\bar{H}) = \arg \min_O \left\| \bar{U} O - \bar{U}^* \right\|_{\text{F}}$ subject to $O O^T = I$.¹⁴ We aim to show an upper bound on $\left\| \bar{U} \text{sgn}(\bar{H}) - \bar{U}^* \right\|_{2, \infty}$.

Let $\Delta^* := t\lambda_r^*$, $\kappa := \frac{\lambda_1^*}{\lambda_r^*}$. We rephrase the Theorem 2.1 in Abbe et al. (2017) for the above scenario and rewrite it as the following lemma.

LEMMA 6 (Theorem 2.1 Abbe et al. (2017)). *Suppose $\gamma \in \mathbb{R}_{\geq 0}$. Let $\phi(x) : \mathbb{R}_{\geq 0} \rightarrow \mathbb{R}_{\geq 0}$ be a continuous and non-decreasing function with $\phi(0) = 0$ and $\phi(x)/x$ non-increasing in $\mathbb{R}_{>0}$. Let $\delta_0, \delta_1 \in (0, 1)$. With the above quantities, consider the following four assumptions:*

- A1.** $\left\| t\bar{M}^* \right\|_{2, \infty} \leq \gamma \Delta^*$.
- A2.** For any $m \in [n]$, the entries in the m th row and column of \bar{X} are independent with others.
- A3.** $\mathbb{P}\left(\left\| \bar{X} - t\bar{M}^* \right\|_2 \leq \gamma \Delta^*\right) \geq 1 - \delta_0$.

¹⁴ See Gross (2011) for more details about the matrix sign function.

A4. For any $m \in [n]$ and any $W \in \mathbb{R}^{n \times r}$,

$$\mathbb{P} \left(\left\| \left(\bar{X} - t\bar{M}^* \right)_{m, \cdot} W \right\|_2 \leq \Delta^* \|W\|_{2, \infty} \phi \left(\frac{\|W\|_{\text{F}}}{\sqrt{n} \|W\|_{2, \infty}} \right) \right) \geq 1 - \frac{\delta_1}{n}$$

If $32\kappa \max(\gamma, \phi(\gamma)) \leq 1$, under above Assumptions A1–A4, with probability $1 - \delta_0 - 2\delta_1$, the followings hold,

$$\begin{aligned} \|\bar{U}\|_{2, \infty} &\lesssim (\kappa + \phi(1)) \|\bar{U}^*\|_{2, \infty} + \gamma \|t\bar{M}^*\|_{2, \infty} / \Delta^* \\ \|\bar{U} \text{sgn}(\bar{H}) - \bar{U}^*\|_{2, \infty} &\lesssim (\kappa(\kappa + \phi(1))(\gamma + \phi(\gamma)) + \phi(1)) \|\bar{U}^*\|_{2, \infty} + \gamma \|t\bar{M}^*\|_{2, \infty} / \Delta^*. \end{aligned}$$

To obtain useful results from Lemma 6, one need to find proper γ and $\phi(x)$ and show that the Assumptions A1–A4 hold. We define $\bar{\gamma}$ and $\bar{\phi}(x)$ as the proper form for γ and $\phi(x)$ respectively in the following.

DEFINITION 2. Let $\bar{\gamma} := \frac{\sqrt{np_0}}{\Delta^*} L$, $\bar{\phi}(x) := \frac{\sqrt{n}}{\Delta^*} L \log(2n^3 r)x$.

Under $\bar{\gamma}$ and $\bar{\phi}(x)$, we will show that Assumption A3 holds based on Lemma 11, Assumption A4 holds based on Lemma 13. Note that Assumption A2 naturally holds since each element of \bar{X} is independent of each other. Assumption A1 holds due to that $\|t\bar{M}^*\|_{2, \infty} = \max_i \sqrt{\sum_j t^2 \bar{M}_{ij}^{*2}} \leq t\sqrt{n}L \leq \bar{\gamma}\Delta^*$.

To show that Assumption A3 holds, we introduce a result in McRae and Davenport (2019) that helps to control the operator norm of $\bar{X} - t\bar{M}^*$.

LEMMA 7 (Lemma 4 in McRae and Davenport (2019)). Let Y be a random $n_1 \times n_2$ matrix whose entries are independent and centered, and suppose that for some $v, t_0 > 0$, we have, for all $t_1 \geq t_0$, $\mathbb{P}(|Y_{ij}| \geq t_1) \leq 2e^{-t_1/v}$. Let $\epsilon \in (0, 1/2)$, and let $K = \max\{t_0, v \log(2mn/\epsilon)\}$. Then,

$$\mathbb{P} \left(\|Y\|_2 \geq 2\sigma + \frac{\epsilon v}{\sqrt{n_1 n_2}} + t_1 \right) \leq \max(n_1, n_2) \exp(-t_1^2 / (C_0(2K)^2)) + \epsilon,$$

where C_0 is a constant and $\sigma = \max_i \sqrt{\sum_j \mathbb{E}(Y_{ij}^2)} + \max_j \sqrt{\sum_i \mathbb{E}(Y_{ij}^2)}$.

In order to use Lemma 7, we show that every entry of $\bar{X} - t\bar{M}^*$ is a sub-exponential random variable based on Lemmas 8 to 10.

LEMMA 8. Let $Y \sim \text{Poisson}(\lambda)$. Then $\|Y\|_{\psi_1} \leq 4\lambda + 1$.

Note that for any $t_1 > 0$,

$$\mathbb{E} \left(e^{|Y|/t_1} \right) = \mathbb{E} \left(e^{Y/t_1} \right) = \sum_{k=0}^{\infty} e^{k/t_1} \frac{\lambda^k}{k!} e^{-\lambda} = e^{-\lambda} \sum_{k=0}^{\infty} \frac{(e^{1/t_1} \lambda)^k}{k!} = e^{-\lambda} e^{e^{1/t_1} \lambda} = e^{\lambda(e^{1/t_1} - 1)}.$$

Note that $1/(4\lambda + 1) \leq 1$, hence $e^{1/(4\lambda+1)} - 1 = \frac{1}{4\lambda+1} e^s \leq \frac{1}{4\lambda+1} e$ where $s \in [0, 1/(4\lambda + 1)]$ by Taylor expansion. Therefore

$$\mathbb{E} \left(e^{|Y|/(4\lambda+1)} \right) \leq e^{\frac{\lambda}{4\lambda+1} e} \leq e^{e/4} \approx 1.973 < 2.$$

By the definition of $\|\cdot\|_{\psi_1}$, we have $\|Y\|_{\psi_1} \leq 4\lambda + 1$.

LEMMA 9. Let Y_1, Y_2, \dots, Y_q be q subexponential random variables with $\|Y_i\|_{\psi_1} \leq L_{\max}$. Let $c \in \{1, 2, \dots, q\}$ be a random variable. Then $\|Y_c\|_{\psi_1} \leq L_{\max}$.

Proof. This is because $\mathbb{E}(e^{|Y_c|/L_{\max}}) = \sum_{1 \leq i \leq q} \mathbb{P}(c = i) \mathbb{E}(e^{|Y_i|/L_{\max}}) \leq \sum_{1 \leq i \leq q} 2\mathbb{P}(c = i) = 2$.

LEMMA 10. For any $(i, j) \in [n] \times [n]$, $\|\bar{X}_{ij} - t\bar{M}_{ij}^*\|_{\psi_1} \leq 6L$.

Proof. Note that $\|\text{Poisson}(\bar{M}_{ij}^*)\|_{\psi_1} \leq 4L$ by Lemma 8 and $\|\text{Anom}(\alpha^*, \bar{M}_{ij}^*)\| \leq L$ by the definition of L . We have $\|\bar{X}_{ij}\|_{\psi_1} \leq 4L$ by Eq. (10) and Lemma 9. Then, by the triangle inequality, $\|\bar{X}_{ij} - t\bar{M}_{ij}^*\|_{\psi_1} \leq \|\bar{X}_{ij}\|_{\psi_1} + \|\bar{M}_{ij}^*\|_{\psi_1} \leq 4L + 2L = 6L$.

Next we show that Assumption A3 holds.

LEMMA 11. Suppose $p_0 \geq \frac{\log^3 n}{n}$. $\mathbb{P}\left(\|\bar{X} - t\bar{M}^*\|_2 \leq C\bar{\gamma}\Delta^*\right) \geq 1 - \frac{1}{n^2}$ for some constant C .

Proof. Denote $Y \in \mathbb{R}^{n \times n}$ by

$$Y_{ij} = \begin{cases} 2(\bar{X}_{ij} - t\bar{M}_{ij}^*) & i < j \\ (\bar{X}_{ij} - t\bar{M}_{ij}^*) & i = j \\ 0 & i > j \end{cases}$$

Note that $\|Y_{ij}\|_{\psi_1} \leq 2\|\bar{X}_{ij} - t\bar{M}_{ij}^*\|_{\psi_1} \leq 12L$ by Lemma 10. By the property of subexponential random variable, for all $t' \geq 0$, $\mathbb{P}(|Y_{ij}| \geq t') \leq 2\exp(-t'/C_1L)$ where C_1 is a constant. By the construction of Y , we also have

$$\mathbb{E}(Y_{ij}) = 0 \quad \text{and} \quad \mathbb{E}(Y_{ij}^2) \leq 2E[\bar{X}_{ij}^2] \leq C_2 p_0 L^2 \quad (11)$$

for some constant C_2 .

Consider applying Lemma 7 to X with $n_1 = n_2 = n$. Let $\epsilon = \frac{1}{2n^2}$. Then $K = C_1 L \log(4n^2)$. Take $t' = \sqrt{C_0 3 \ln 2} K + \ln 2$. Then $\max(n_1, n_2) \exp(-t'^2/(C_0(2K)^2)) + \epsilon = \frac{1}{n^2}$. Furthermore, by Eq. (11) and $np_0 \geq \log^3(n)$, one can verify that

$$2\sigma + \frac{\epsilon v}{\sqrt{n_1 n_2}} + t' \leq C_3 \sqrt{np_0} L$$

for some constant C_3 .

Therefore, $\|Y\|_2 \leq C_3 \sqrt{np_0} L$ with probability $1 - \frac{1}{n^2}$. Note that $\bar{X} - t\bar{M}^* = (Y + Y^T)/2$. Hence, with probability $1 - \frac{1}{n^2}$, $\|\bar{X} - t\bar{M}^*\|_2 \leq (\|Y\|_2 + \|Y^T\|_2)/2 \leq C_3 \sqrt{np_0} L \leq C_3 \bar{\gamma} \Delta^*$.

Next, we will show that Assumption A4 holds based on the matrix Bernstein's inequality to control the tail bound of sum of sub-exponential random variables.

LEMMA 12 (**Matrix Bernstein's inequality**). Given n independent random $m_1 \times m_2$ matrices X_1, X_2, \dots, X_n with $E[X_i] = 0$. Let

$$V \triangleq \max\left(\left\|\sum_{i=1}^n E[X_i X_i^T]\right\|, \left\|\sum_{i=1}^n E[X_i^T X_i]\right\|\right). \quad (12)$$

Suppose $\|X_i\|_{\psi_1} \leq L$ for $i \in [n]$. Then,

$$\|X_1 + X_2 + \dots + X_n\| \lesssim \sqrt{V \log(n(m_1 + m_2))} + L \log(n(m_1 + m_2)) \log(n) \quad (13)$$

with probability $1 - O(n^{-c})$ for any constant c .

Proof. Let $Y_i = X_i \mathbf{1}\{\|X_i\| \leq B\}$ be the truncated version of X_i . We have,

$$\begin{aligned} \|\mathbb{E}(Y_i)\| &\leq \left\| \int X_i \mathbf{1}\{\|X_i\| > B\} df(X_i) \right\| \\ &\stackrel{(i)}{\leq} \int \|X_i\| \mathbf{1}\{\|X_i\| > B\} df(X_i) \\ &\leq BP(\|X_i\| > B) + \int_B^\infty P(\|X_i\| > t) dt \\ &\stackrel{(ii)}{\leq} Be^{-B/CL} + CLe^{-B/CL} \end{aligned} \quad (14)$$

where (i) is due to the convexity of $\|\cdot\|$ and (ii) is due to the subexponential property of $\|X_i\|$ and C is a constant. Meanwhile, we have

$$\begin{aligned} \left\| \sum_{i=1}^n \mathbb{E}((Y_i - \mathbb{E}(Y_i))(Y_i - \mathbb{E}(Y_i))^T) \right\| &= \left\| \sum_{i=1}^n \mathbb{E}(Y_i Y_i^T) - \mathbb{E}(Y_i) \mathbb{E}(Y_i)^T \right\| \\ &\stackrel{(i)}{\leq} \left\| \sum_{i=1}^n \mathbb{E}(Y_i Y_i^T) \right\| \\ &= \left\| \sum_{i=1}^n \mathbb{E}(X_i X_i^T) - \mathbb{E}(X_i X_i^T \mathbf{1}\{\|X_i\| > B\}) \right\| \\ &\stackrel{(ii)}{\leq} \left\| \sum_{i=1}^n \mathbb{E}(X_i X_i^T) \right\| \leq V \end{aligned}$$

where (i) is due to the positive-semidefinite property of $\mathbb{E}(Y_i) \mathbb{E}(Y_i)^T$ and $\mathbb{E}(Y_i Y_i^T) - \mathbb{E}(Y_i) \mathbb{E}(Y_i)^T$, (ii) is due to the positive-semidefinite property of $\mathbb{E}(X_i X_i^T \mathbf{1}\{\|X_i\| > B\})$ and $\mathbb{E}(Y_i Y_i^T)$. Similarly, $\|\sum_{i=1}^n \mathbb{E}((Y_i - \mathbb{E}(Y_i))^T (Y_i - \mathbb{E}(Y_i)))\| \leq V$.

Then, by Theorem 6.1.1 Tropp et al. (2015), we have

$$\mathbb{P}\left(\left\| \sum_{i=1}^N (Y_i - \mathbb{E}(Y_i)) \right\| \geq t\right) \leq 2 \exp\left(-\frac{t^2/2}{V + 2Bt/3}\right).$$

Then, with probability $1 - O(n^{-c})$ for some constant c ,

$$\left\| \sum_{i=1}^N (Y_i - \mathbb{E}(Y_i)) \right\| \lesssim \sqrt{V \log(n(m_1 + m_2))} + B \log(n(m_1 + m_2)).$$

Take $B = L \log(n) C'$ for a proper constant C' , by Eq. (14), we have

$$\begin{aligned} \left\| \sum_{i=1}^N Y_i \right\| &\lesssim \sqrt{V \log(n)} + L \log^2(n) + nL \log(n) O(n^{-C'/C}) \\ &\lesssim \sqrt{V \log(n(m_1 + m_2))} + L \log(n(m_1 + m_2)) \log(n). \end{aligned}$$

By the union bound on the event $\|X_i\| \leq B$ for all i , we can conclude that, with probability $1 - O(n^{-c'})$ for some constant c' ,

$$\left\| \sum_{i=1}^N X_i \right\| \lesssim \sqrt{V \log(n(m_1 + m_2))} + L \log(n(m_1 + m_2)) \log(n).$$

Consider the Assumption A4.

LEMMA 13. *For any $m \in [n]$ and any $W \in \mathbb{R}^{n \times r}$, the following holds*

$$\mathbb{P} \left(\left\| (\bar{X} - t\bar{M}^*)_{m, \cdot} W \right\|_2 \leq C \Delta^* \|W\|_{2, \infty} \bar{\phi} \left(\frac{\|W\|_{\text{F}}}{\sqrt{n} \|W\|_{2, \infty}} \right) \right) \geq 1 - O(n^{-3})$$

where C is a constant.

Proof. Let $Y_j = \bar{X}_{ij} - t\bar{M}_{ij}^*$ and $Z_j = Y_j W_{j, \cdot} \in \mathbb{R}^{1 \times r}$. Note that

$$\left\| (\bar{X} - t\bar{M}^*)_{m, \cdot} W \right\|_2 = \left\| \sum_{j=1}^n Z_j \right\|_2.$$

We aim to invoke the Lemma 12 for Z_1, Z_2, \dots, Z_n . Note that $\mathbb{E}(Z_j) = 0$ since $\mathbb{E}(Y_j) = 0$ and Z_j are independent since Y_j are independent. Also, for the subexponential norm, we have

$$\begin{aligned} \left\| \|Z_j\|_2 \right\|_{\psi_1} &\leq \|Y_j\|_{\psi_1} \|W_{j, \cdot}\|_2 \\ &\leq \|Y_j\|_{\psi_1} \|W\|_{2, \infty} \\ &\lesssim L \|W\|_{2, \infty} \end{aligned}$$

where the last inequality is due to Lemma 10. Then, one can check

$$\begin{aligned} \left\| \sum_{j=1}^n \mathbb{E}(Z_j^T Z_j) \right\| &\leq \sum_{j=1}^n \left\| \mathbb{E}(Z_j^T Z_j) \right\| \\ &\leq \sum_{j=1}^n \mathbb{E}(Y_j^2) \|W_{j, \cdot}\|_2^2 \\ &\lesssim \sum_{j=1}^n L^2 p_{\text{O}} \|W_{j, \cdot}\|_2^2 \\ &\lesssim L^2 p_{\text{O}} \|W\|_{\text{F}}^2. \end{aligned}$$

Similarly, one can show that $\left\| \sum_{j=1}^n \mathbb{E}(Z_j^T Z_j) \right\| \lesssim L^2 p_{\text{O}} \|W\|_{\text{F}}^2$. Then, we can invoke Lemma 12 and obtain, with probability $1 - O(n^{-3})$,

$$\left\| (\bar{X} - t\bar{M}^*)_{m, \cdot} W \right\|_2 \lesssim L \sqrt{p_{\text{O}}} \|W\|_{\text{F}} \sqrt{\log(n)} + L \|W\|_{2, \infty} \log^2(n).$$

Since $\bar{\phi}(x) = \sqrt{\log(n)} L \frac{\sqrt{np_{\text{O}}}}{\Delta^*} x + L \frac{\log^2 n}{\Delta^*}$, we have

$$L \sqrt{p_{\text{O}}} \|W\|_{\text{F}} \sqrt{\log(n)} + L \|W\|_{2, \infty} \log^2(n) \lesssim \Delta^* \|W\|_{2, \infty} \bar{\phi} \left(\frac{\|W\|_{\text{F}}}{\sqrt{n} \|W\|_{2, \infty}} \right).$$

This finishes the proof.

After showing that Assumptions A1–A4 hold, we can prove the following theorem.

PROPOSITION 2. *Let $t := (g(\alpha^*)p_A^* + (1 - p_A^*))p_O$. Suppose $p_O \geq \frac{\log^3 n}{n}$ and $\sqrt{np_O \log(n)}L\kappa^2 \leq Ct\lambda_1^*$ for some known constant C . Then, with probability $1 - O(n^{-2})$, the following holds*

$$\begin{aligned} \|\bar{U}\|_{2,\infty} &\lesssim \kappa \|\bar{U}^*\|_{2,\infty} + \frac{\sqrt{np_O}\kappa L}{\lambda_1^* t} \|\bar{M}^*\|_{2,\infty} / \lambda_1^* \\ \|\bar{U}_{\text{sgn}(H)} - \bar{U}^*\|_{2,\infty} &\lesssim \frac{\sqrt{np_O \log(n)}}{t\lambda_1^*} \kappa^3 L \|\bar{U}^*\|_{2,\infty} + \frac{\sqrt{np_O}\kappa L}{\lambda_1^* t} \|\bar{M}^*\|_{2,\infty} / \lambda_1^*. \end{aligned}$$

Proof. Let $\gamma = (C_1 + 1)\bar{\gamma}$, $\phi(x) = C_2\bar{\phi}(x)$ where C_1, C_2 are constants defined in Lemmas 11 and 13 respectively. One can verify that $\gamma = (C_1 + 1)\frac{\sqrt{np_O}\kappa L}{\lambda_1^* t}$, $\phi(x) = C_2\frac{(\sqrt{np_O \log(n)x + \log^2 n})\kappa L}{\lambda_1^* t}$. In order to apply Lemma 6, we still need to show that $32\kappa \max(\gamma, \phi(\gamma)) \leq 1$. Because $p_O \geq \frac{\log^3 n}{n}$ and $\sqrt{np_O \log(n)}L\kappa^2 \leq Ct\lambda_1^*$, one can verify that $32\kappa \max(\gamma, \phi(\gamma)) \leq 1$ by choosing a sufficient small C . Based on Lemma 11, Lemma 13, we can apply Lemma 6 and obtain that, with probability $1 - O(n^{-2})$,

$$\begin{aligned} \|\bar{U}\|_{2,\infty} &\lesssim (\kappa + \phi(1)) \|\bar{U}^*\|_{2,\infty} + \gamma \|t\bar{M}^*\|_{2,\infty} / \Delta^* \\ \|\bar{U}_{\text{sgn}(\bar{H})} - \bar{U}^*\|_{2,\infty} &\lesssim (\kappa(\kappa + \phi(1))(\gamma + \phi(\gamma)) + \phi(1)) \|\bar{U}^*\|_{2,\infty} + \gamma \|t\bar{M}^*\|_{2,\infty} / \Delta^*. \end{aligned}$$

Using the fact $\Delta^* = t\lambda_1^*/\kappa, \phi(1) \leq 1 \leq \kappa$, we have

$$\begin{aligned} \|\bar{U}\|_{2,\infty} &\lesssim \kappa \|\bar{U}^*\|_{2,\infty} + \gamma \|\bar{M}^*\|_{2,\infty} / \lambda_1^* \\ \|\bar{U}_{\text{sgn}(\bar{H})} - \bar{U}^*\|_{2,\infty} &\lesssim (\kappa^2(\gamma + \phi(\gamma)) + \phi(1)) \|\bar{U}^*\|_{2,\infty} + \gamma \|\bar{M}^*\|_{2,\infty} / \lambda_1^*. \end{aligned}$$

Plug in the definition of γ and ϕ , we complete the proof.

A.2. Asymmetric Case

Let X_Ω associated with $M^*, p_A^*, \alpha^*, p_O$ be the observation generated by the model described in the Section 2. Let $t = (p_A^*g(\alpha^*) + (1 - p_A^*))p_O$. Let $M^* = U^*\Sigma^*V^{*T}$, $M = U\Sigma V^T$ be the singular decomposition of M^* and M , where $M = \arg \min_{\text{rank}(M') \leq r} \|X' - M'\|_F$ and X' is obtained from X_Ω by setting unobserved entries to 0. We construct the following: $\bar{M}^* := \begin{pmatrix} 0_{n \times n} & M^* \\ M^{*T} & 0_{m \times m} \end{pmatrix}$. One can verify that the spectral decomposition of \bar{M}^* is

$$\bar{M}^* = \frac{1}{\sqrt{2}} \begin{pmatrix} U^* & U^* \\ V^* & -V^* \end{pmatrix} \cdot \begin{pmatrix} \Sigma^* & \\ & -\Sigma^* \end{pmatrix} \cdot \frac{1}{\sqrt{2}} \begin{pmatrix} U^* & U^* \\ V^* & -V^* \end{pmatrix}^T.$$

Note that the largest r singular values, $\sigma_1^* \geq \sigma_2^* \geq \dots \geq \sigma_r^*$, of M^* are the same as the largest r eigenvalues of \bar{M}^* . The $(r + 1)$ -th eigenvalue of \bar{M}^* is non-positive. Let $\bar{U}^* = \frac{1}{\sqrt{2}} \begin{pmatrix} U^* \\ V^* \end{pmatrix}$ be the eigenvectors associated with the largest r singular values of \bar{M}^* . Similarly, let $\bar{X} := \begin{pmatrix} 0_{n \times n} & X \\ X^T & 0_{m \times m} \end{pmatrix}$. Let $\bar{U} = \frac{1}{\sqrt{2}} \begin{pmatrix} U \\ V \end{pmatrix}$ be the eigenvectors associated with the largest r singular values of \bar{X} .

We can apply Proposition 2 to the \bar{M}^* and \bar{X} constructed in this subsection. This gives us the following result.

PROPOSITION 3. Let $H = \frac{1}{2}(U^T U^* + V^T V^*)$, $N = n + m$, $\mu = \max(N \|U^*\|_{2,\infty}^2, N \|V^*\|_{2,\infty}^2) / r$, $\kappa = \sigma_1^* / \sigma_r^*$, $t = (p_A^* g(\alpha^*) + 1 - p_A^*) p_O$. Suppose $p_O \geq \frac{\log^3 m}{m}$ and $\sqrt{mp_O \log(m)} L \kappa^2 \leq C t \sigma_1^*$ for some known small constant C . Then, with probability $1 - O((nm)^{-1})$, the followings hold

$$(\|U\|_{2,\infty} \vee \|V\|_{2,\infty}) \lesssim \kappa \sqrt{\frac{\mu r}{m}} \quad (15)$$

$$(\|U \operatorname{sgn}(H) - U^*\|_{2,\infty} \vee \|V \operatorname{sgn}(H) - V^*\|_{2,\infty}) \lesssim \frac{\sqrt{p_O \log(m)} \kappa^3 L \sqrt{\mu r}}{t \sigma_1^*} \quad (16)$$

$$\|M' - tM^*\|_{\max} \lesssim \kappa^4 \mu r L \sqrt{\frac{p_O \log(m)}{m}}. \quad (17)$$

Proof. Note that $\sqrt{2} \|\bar{U}^*\|_{2,\infty} = (\|U^*\|_{2,\infty} \vee \|V^*\|_{2,\infty}) \leq \sqrt{\mu r / N}$. Furthermore, we have

$$\|\bar{M}^*\|_{2,\infty} = \|M^*\|_{2,\infty} \leq \|U^*\|_{2,\infty} \|\Sigma^* V^*\|_2 \leq \|U^*\|_{2,\infty} \sigma_1^* \leq \sqrt{\mu r / N} \sigma_1^*.$$

Apply Proposition 2 on \bar{M}^* and \bar{X} along with the bound on $\|\bar{U}^*\|_{2,\infty}$, $\|\bar{M}^*\|_{2,\infty}$, we can obtain, with probability $1 - O(N^{-2})$,

$$\|\bar{U}\|_{2,\infty} \lesssim \kappa \sqrt{\frac{\mu r}{N}} \quad (18)$$

$$\|\bar{U} \operatorname{sgn}(H) - \bar{U}^*\|_{2,\infty} \lesssim \frac{\sqrt{N p_O \log(N)} \kappa^3 L \sqrt{\mu r / N}}{t \sigma_1^*} = \frac{\sqrt{p_O \log(N)} \kappa^3 L \sqrt{\mu r}}{t \sigma_1^*}. \quad (19)$$

This completes the proof of Eq. (15) and Eq. (16). Next we proceed to the proof of Eq. (17).

Let $\tilde{U} = U \operatorname{sgn}(H)$, $\tilde{V} = V \operatorname{sgn}(H)$, $\tilde{\Sigma} = \operatorname{sgn}(H)^T \Sigma \operatorname{sgn}(H)$. Note that $M'_{ij} = U_{i,\cdot} \Sigma V_{j,\cdot}^T = \tilde{U}_{i,\cdot} \tilde{\Sigma} \tilde{V}_{j,\cdot}^T$ and $M^*_{ij} = U^*_{i,\cdot} \Sigma^* V^*_{j,\cdot}^T$. Then,

$$\begin{aligned} |M'_{ij} - tM^*_{ij}| &= |\operatorname{tr}(\tilde{U}_{i,\cdot} \tilde{\Sigma} \tilde{V}_{j,\cdot}^T) - t \operatorname{tr}(U^*_{i,\cdot} \Sigma^* V^*_{j,\cdot}^T)| \\ &= |\operatorname{tr}(\tilde{\Sigma} \tilde{V}_{j,\cdot}^T \tilde{U}_{i,\cdot}) - t \operatorname{tr}(\Sigma^* V^*_{j,\cdot}^T U^*_{i,\cdot})| \\ &= |\operatorname{tr}((\tilde{\Sigma} - t\Sigma^*)(\tilde{V}_{j,\cdot}^T \tilde{U}_{i,\cdot})) + \operatorname{tr}(t\Sigma^*(\tilde{V}_{j,\cdot}^T \tilde{U}_{i,\cdot} - V^*_{j,\cdot}^T U^*_{i,\cdot}))| \\ &\leq \|\tilde{\Sigma} - t\Sigma^*\|_2 \|\tilde{V}_{j,\cdot}^T \tilde{U}_{i,\cdot}\|_* + t \|\Sigma^*\|_2 \|\tilde{V}_{j,\cdot}^T \tilde{U}_{i,\cdot} - V^*_{j,\cdot}^T U^*_{i,\cdot}\|_* \end{aligned} \quad (20)$$

where Eq. (20) is due to the triangle inequality and $|\operatorname{tr}(AB)| \leq \|A\|_2 \|B\|_*$ by the Von Neumann's trace inequality. We derive the bound on the term $\|\tilde{V}_{j,\cdot}^T \tilde{U}_{i,\cdot} - V^*_{j,\cdot}^T U^*_{i,\cdot}\|_*$. Let $\hat{\gamma} = \kappa \sqrt{np_O} L / (\sigma_1^* t)$. Note that

$$\begin{aligned} \|\tilde{V}_{j,\cdot}^T \tilde{U}_{i,\cdot} - V^*_{j,\cdot}^T U^*_{i,\cdot}\|_* &= \|(\tilde{V}_{j,\cdot}^T - V^*_{j,\cdot}^T) \tilde{U}_{i,\cdot} + V^*_{j,\cdot}^T (\tilde{U}_{i,\cdot} - U^*_{i,\cdot})\|_* \\ &\leq \|(\tilde{V}_{j,\cdot}^T - V^*_{j,\cdot}^T) \tilde{U}_{i,\cdot}\|_* + \|V^*_{j,\cdot}^T (\tilde{U}_{i,\cdot} - U^*_{i,\cdot})\|_* \\ &\leq \|\tilde{V}_{j,\cdot}^T - V^*_{j,\cdot}^T\|_2 \|\tilde{U}_{i,\cdot}\|_2 + \|V^*_{j,\cdot}^T\|_2 \|\tilde{U}_{i,\cdot} - U^*_{i,\cdot}\|_2 \end{aligned} \quad (21)$$

$$\lesssim \kappa^2 \sqrt{\log(N)} \hat{\gamma} \sqrt{\mu r / N} (\|\tilde{U}_{i,\cdot}\|_2 + \|V^*_{j,\cdot}\|_2) \quad (22)$$

$$\lesssim \kappa^3 \sqrt{\log(N)} \hat{\gamma} \mu r / N \quad (23)$$

where Eq. (21) is due to $\|ab^T\|_* = \|ab^T\|_2 \leq \|a\|_2 \|b\|_2$ for any vector a, b , Eq. (22) is due to Eq. (19), and Eq. (23) is due to Eq. (18). We then bound $\|\tilde{V}_{j,\cdot}^T \tilde{U}_{i,\cdot}\|_*$,

$$\begin{aligned} \|\tilde{V}_{j,\cdot}^T \tilde{U}_{i,\cdot}\|_* &\leq \|V_{j,\cdot}^{*T} U_{i,\cdot}^*\|_* + \|\tilde{V}_{j,\cdot}^T \tilde{U}_{i,\cdot} - V_{j,\cdot}^{*T} U_{i,\cdot}^*\|_* \\ &\lesssim \|V_{j,\cdot}^{*T} U_{i,\cdot}^*\|_* + \kappa^3 \sqrt{\log(N)} \hat{\gamma} \frac{\mu r}{N} \end{aligned} \quad (24)$$

$$\begin{aligned} &\lesssim \|V^*\|_{2,\infty} \|U^*\|_{2,\infty} + \kappa^3 \sqrt{\log(N)} \hat{\gamma} \frac{\mu r}{N} \\ &\lesssim \frac{\mu r}{N} + \kappa^3 \sqrt{\log(N)} \hat{\gamma} \frac{\mu r}{N} \\ &\lesssim \kappa^2 \frac{\mu r}{N} \end{aligned} \quad (25)$$

where Eq. (24) is due to Eq. (23) and Eq. (25) is due to $\kappa \sqrt{\log(N)} \hat{\gamma} \lesssim 1$. Next we bound $\|\tilde{\Sigma} - t\Sigma^*\|_2$. Note that

$$\begin{aligned} \|\tilde{\Sigma} - \Sigma\|_2 &= \|\text{sgn}(H)^T (\Sigma \text{sgn}(H) - \text{sgn}(H) \Sigma)\|_2 \\ &\leq \|\Sigma \text{sgn}(H) - \text{sgn}(H) \Sigma\|_2 \\ &= \|(\Sigma H - H \Sigma) + \Sigma(\text{sgn}(H) - H) + (H - \text{sgn}(H)) \Sigma\|_2 \\ &\leq \|\Sigma H - H \Sigma\|_2 + 2 \|\Sigma\|_2 \|\text{sgn}(H) - H\|_2. \end{aligned} \quad (26)$$

By Lemma 2 in Abbe et al. (2017), we have

$$\|\text{sgn}(H) - H\|_2 \lesssim (\|\bar{X} - t\bar{M}^*\|_2 / (t\sigma_r^*))^2 \lesssim \hat{\gamma}^2 \quad (27)$$

$$\|\Sigma H - H \Sigma\|_2 \leq 2 \|\bar{X} - t\bar{M}^*\|_2 \lesssim t\hat{\gamma}\sigma_r^* \quad (28)$$

where $\|\bar{X} - t\bar{M}^*\|_2 \leq \hat{\gamma}t\sigma_r^*$ by Lemma 11. By Weyl's inequality, we also have $\|\Sigma - t\Sigma^*\|_2 \leq \|\bar{X} - t\bar{M}^*\|_2 \lesssim t\hat{\gamma}\sigma_r^*$. Hence,

$$\|\Sigma\|_2 \leq \|t\Sigma^*\|_2 + \|\Sigma - t\Sigma^*\|_2 \lesssim t\sigma_1^* + t\hat{\gamma}\sigma_r^* \lesssim t\sigma_1^*. \quad (29)$$

Plugging Eqs. (27) to (29) into Eq. (26), we have $\|\tilde{\Sigma} - \Sigma\|_2 \lesssim t\hat{\gamma}\sigma_r^* + t\hat{\gamma}^2\sigma_1^* \lesssim t\hat{\gamma}\sigma_1^*$. Therefore,

$$\|\tilde{\Sigma} - t\Sigma^*\|_2 \leq \|\tilde{\Sigma} - \Sigma\|_2 + \|\Sigma - t\Sigma^*\|_2 \lesssim t\hat{\gamma}\sigma_1^*. \quad (30)$$

Plugging Eqs. (23), (25) and (30) into Eq. (20), we arrive at

$$\|M' - tM^*\|_{\max} \lesssim t\kappa^3 \sqrt{\log(N)} \hat{\gamma} \frac{\mu r}{N} \sigma_1^* \lesssim t\kappa^3 \sqrt{\log(N)} \frac{\mu r}{N} \sigma_1^* \frac{\kappa L \sqrt{N p_0}}{t\sigma_1^*} \lesssim \kappa^4 \mu r L \sqrt{\frac{p_0 \log(N)}{N}}.$$

Next, we provide a lemma for the concentration bound of the sum over Ω .

LEMMA 14. Let $\Omega = \{(i, j) | O_{ij} = 1\} \subset [n] \times [m]$ where $O_{ij} \sim \text{Ber}(p_O)$ are i.i.d random variables. Let $\{T_{ij} \in [0, 1] | (i, j) \in [n] \times [m]\}$ be independent random variables with $\mathbb{E}(T_{ij}) = p_{ij}$. Let $S = \sum_{(i,j) \in [n] \times [m]} p_O p_{ij}$. Then, with probability $1 - 1/(nm)$,

$$\left| \sum_{(i,j) \in \Omega} T_{ij} - S \right| \leq C \left(\sqrt{S \log(nm)} + \log(nm) \right)$$

where C is a constant. In particular, if $S \gtrsim \log(nm)$, then

$$\left| \sum_{(i,j) \in \Omega} T_{ij} - S \right| \leq C_1 S$$

where C_1 is a constant.

Proof. Let $Z_{ij} = T_{ij} O_{ij}$. Then $Z_{ij} \in [0, 1]$, $\mathbb{E}(Z_{ij}) = p_O p_{ij}$. By the Bernstein's inequality Bernstein (1946), we have

$$\mathbb{P} \left(\left| \sum_{ij} Z_{ij} - \sum_{ij} p_O p_{ij} \right| > t \right) \leq 2e^{-\frac{t^2/2}{\sum_{ij} \mathbb{E}((Z_{ij} - p_O p_{ij})^2) + \frac{t}{3}}} \leq 2e^{-\frac{t^2/2}{S + \frac{t}{3}}}$$

due to

$$\mathbb{E}((Z_{ij} - p_O p_{ij})^2) \leq \mathbb{E}(Z_{ij}^2) \leq \mathbb{E}(Z_{ij}) = p_O p_{ij}.$$

Take $t = C_2 \left(\sqrt{S \log(nm)} + \log(nm) \right)$ where C_2 is a constant. Then we have

$$\mathbb{P} \left(\left| \sum_{(i,j) \in \Omega} T_{ij} - \sum_{(i,j) \in [n] \times [m]} S \right| > t \right) \leq \frac{1}{nm}$$

for a proper C_2 .

Proof of Theorem 2:

Next we proceed to the proof of Theorem 2 based on Proposition 3. By the assumption in Section 2, $\log^{1.5}(m) \mu r L \kappa^2 / (\|M^*\|_{\max} \sqrt{m}) \lesssim \sqrt{p_O}$ and $1 - p_A^* \gtrsim 1$. Note that $\|M^*\|_{\max} \lesssim \sigma_1^* \mu r / m$, this implies that $\sqrt{\log(m)} \sqrt{m} L \kappa^2 \lesssim \sqrt{p_O} \sigma_1^*$ and $\sqrt{p_O} \gtrsim \frac{\log^{1.5}(m)}{\sqrt{m}}$, which is the condition required by Proposition 3. Also, by taking $T_{ij} = 1$ in Lemma 14 and noting that $p_O \gtrsim \frac{\log^3(m)}{n}$, we have, with probability $1 - O(\frac{1}{nm})$,

$$|nmp_O - |\Omega|| < C \sqrt{\log(nm) p_O nm}$$

where C is a constant. Then

$$\begin{aligned} \left| \frac{nm}{|\Omega|} - \frac{1}{p_O} \right| &= \frac{|nmp_O - |\Omega||}{|\Omega| p_O} \\ &\leq \frac{C \sqrt{\log(nm) p_O nm}}{|\Omega| p_O} \\ &\leq \frac{C' \sqrt{\log(nm)}}{\sqrt{p_O nmp_O}} \end{aligned}$$

where C' is a constant. Finally, we can obtain

$$\begin{aligned}
\left\| M' \frac{nm}{|\Omega|} - \frac{t}{p_O} M^* \right\|_{\max} &= \left\| M' \frac{nm}{|\Omega|} - M' \frac{1}{p_O} + M' \frac{1}{p_O} - \frac{t}{p_O} M^* \right\|_{\max} \\
&\lesssim \left\| \frac{1}{p_O} (M' - tM^*) \right\|_{\max} + \left\| M' \right\|_{\max} \frac{\sqrt{\log(nm)/p_O nm}}{p_O} \\
&\lesssim \frac{\kappa^4 \mu r L}{p_O} \sqrt{\frac{\log(m) p_O}{m}} + L \sqrt{\frac{\log(nm)}{p_O nm}} \\
&\lesssim \kappa^4 \mu r L \sqrt{\frac{\log(m)}{p_O m}}.
\end{aligned} \tag{31}$$

This completes the proof.

B. Analysis of π^{EW} and Proof of Theorem 1

To prove Theorem 1, it is sufficient to prove Lemmas 1 to 3.

B.1. Moment Matching Estimator (Proof of Lemma 2 and 1)

B.1.1. Proof of Lemma 2

Recall that

$$g_t(\theta, M) = \frac{1}{nm} \sum_{(i,j) \in [n] \times [m]} (p_A \mathbb{P}_{\text{Anom}}(X_{ij} \leq t | \alpha, M_{ij}) + (1 - p_A) \mathbb{P}_{\text{Poisson}}(X_{ij} \leq t | M_{ij})).$$

Let $\delta' = \kappa^4 \mu r L \sqrt{\frac{\log(m)}{p_O m}}$ and

$$h(\theta) = \sum_{t=0}^{T-1} \left(g_t(\theta, \hat{M}/e(\theta)) - \frac{|X_{ij} = t, (i,j) \in \Omega|}{|\Omega|} \right)^2.$$

We have the following result.

LEMMA 15. *With probability $1 - O(\frac{1}{nm})$, for any $\theta \in \Theta$ and $t = 0, 1, \dots, T$,*

$$|g_t(\theta, M^* e(\theta^*)/e(\theta)) - g_t(\theta, \hat{M}/e(\theta))| \lesssim (K + L) \delta'.$$

Proof. Note that $\mathbb{P}_{\text{Anom}}(X_{ij} = t | \alpha, M)$ is K -lipschitz on M . One also can verify that $\mathbb{P}_{\text{Poisson}}(X_{ij} = t | M)$ is L -Lipschitz on M . Hence

$$(p_A \mathbb{P}_{\text{Anom}}(X_{ij} \leq t | \alpha, M_{ij}) + (1 - p_A) \mathbb{P}_{\text{Poisson}}(X_{ij} \leq t | M_{ij}))$$

is $(K + L)$ -Lipschitz on M_{ij} . Let C_1, C_2 be two constants. By Theorem 2, with probability $1 - O((nm)^{-1})$, $|\hat{M}_{ij}/e(\theta^*) - M_{ij}^*| \leq C_1 \delta'$. This implies that

$$\left| \frac{M_{ij}^* e(\theta^*)}{e(\theta)} - \frac{\hat{M}_{ij}}{e(\theta)} \right| \leq \frac{C_1 \delta'}{e(\theta)} \leq C_2 \delta'$$

where we use that $e(\theta) \geq (1 - p_A) \geq c$ for some constant c . This implies that

$$\begin{aligned}
\left| g_t \left(\theta, \frac{M^* e(\theta^*)}{e(\theta)} \right) - g_t \left(\theta, \frac{\hat{M}}{e(\theta)} \right) \right| &\leq \frac{1}{nm} \sum_{ij} \left| \frac{M_{ij}^* e(\theta^*)}{e(\theta)} - \frac{\hat{M}_{ij}}{e(\theta)} \right| (K + L) \\
&\lesssim (K + L) \delta'.
\end{aligned}$$

LEMMA 16. *With probability $1 - O((nm)^{-1})$, $h(\theta^*) \lesssim (K + L)^2(\delta')^2$.*

Proof. Set C_1, C_2, C_3, C_4, C_5 be proper constants.

Note that by Lemma 14, with probability $1 - O((nm)^{-1})$,

$$||X_{ij} \leq t, (i, j) \in \Omega| - p_{\text{O}}nm g_t(\theta^*, M^*)| \leq C_2 \sqrt{p_{\text{O}}nm g_t(\theta^*, M^*) \log(nm)} + C_2 \log(nm)$$

Also, we can similarly obtain $||\Omega| - p_{\text{O}}nm| \leq C_3 \sqrt{p_{\text{O}}nm \log(nm)}$ by Lemma 14. Then, one can verify that

$$\begin{aligned} & \left| \frac{|X_{ij} = t, (i, j) \in \Omega|}{|\Omega|} - g_t(\theta^*, M^*) \right| \\ &= \left| \frac{|X_{ij} = t, (i, j) \in \Omega| - |\Omega|g_t(\theta^*, M^*)}{|\Omega|} \right| \\ &\leq \frac{1}{|\Omega|} \left(C_2 \sqrt{p_{\text{O}}nm g_t(\theta^*, M^*) \log(nm)} + C_3 \sqrt{p_{\text{O}}nm \log(nm)} g_t(\theta^*, M^*) + C_2 \log(nm) \right) \\ &\leq C_4 \frac{\sqrt{p_{\text{O}}nm} \log(nm)}{nmp_{\text{O}}} \\ &\leq C_4 \frac{\log(nm)}{\sqrt{nmp_{\text{O}}}}. \end{aligned}$$

Then, taking $\theta = \theta^*$ in Lemma 15, we have

$$\begin{aligned} h(\theta^*) &= \sum_{t=0}^T \left(g_t(\theta^*, \hat{M}/e(\theta^*)) - |X_{ij} = t, (i, j) \in \Omega|/|\Omega| \right)^2 \\ &\leq \sum_{t=0}^T \left(|g_t(\theta^*, \hat{M}/e(\theta^*)) - g_t(\theta^*, M^*)| + C_5 \log(nm)/\sqrt{nmp_{\text{O}}} \right)^2 \\ &\lesssim (K + L)^2(\delta')^2 + \log(nm) \log(nm)/(nmp_{\text{O}}) \\ &\lesssim (K + L)^2(\delta')^2 \end{aligned}$$

due to the fact that $\delta' \gtrsim \sqrt{\frac{\log(m)}{p_{\text{O}}m}}$ and $p_{\text{O}} \gtrsim \frac{\log^3(m)}{m}$.

Proof of Lemma 2:

By Lemma 16, with probability $1 - O((nm)^{-1})$, $h(\hat{\theta}) \leq h(\theta^*) \lesssim (K + L)^2(\delta')^2$. This implies, for each $t < T$, $|g_t(\hat{\theta}, \hat{M}/e(\hat{\theta})) - \frac{|X_{ij} = t, (i, j) \in \Omega|}{|\Omega|}| \lesssim (K + L)\delta'$. Combining with Lemma 16, we have, for each $t < T$,

$$|g_t(\hat{\theta}, \hat{M}/e(\hat{\theta})) - g_t(\theta^*, \hat{M}/e(\theta^*))| \lesssim (K + L)\delta'. \quad (32)$$

Note that

$$\begin{aligned} & |g_t(\theta^*, M^*) - g_t(\hat{\theta}, M^*e(\theta^*)/e(\hat{\theta}))| \\ &\leq |g_t(\theta^*, M^*) - g_t(\hat{\theta}, \hat{M}/e(\hat{\theta}))| + |g_t(\hat{\theta}, \hat{M}/e(\hat{\theta})) - g_t(\hat{\theta}, M^*e(\theta^*)/e(\hat{\theta}))|. \end{aligned}$$

By Lemma 15, $|g_t(\hat{\theta}, \hat{M}/e(\hat{\theta})) - g_t(\hat{\theta}, M^*e(\theta^*)/e(\hat{\theta}))| \lesssim (K + L)\delta'$. Also we have

$$|g_t(\theta^*, M^*) - g_t(\hat{\theta}, \hat{M}/e(\hat{\theta}))| \leq |g_t(\theta^*, M^*) - g_t(\theta^*, \hat{M}/e(\theta^*))| + |g_t(\hat{\theta}, \hat{M}/e(\hat{\theta})) - g_t(\theta^*, \hat{M}/e(\theta^*))|.$$

By Lemma 15 again, we have $|g_t(\theta^*, M^*) - g_t(\theta^*, \hat{M}/e(\theta^*))| \lesssim (K + L)\delta'$. By Eq. (32), we have $|g_t(\hat{\theta}, \hat{M}/e(\hat{\theta})) - g_t(\theta^*, \hat{M}/e(\theta^*))| \lesssim (K + L)\delta'$. In conclusion,

$$|g_t(\theta^*, M^*) - g_t(\hat{\theta}, \hat{M}/e(\hat{\theta}))| \lesssim (K + L)\delta'.$$

Therefore, $\|F(\hat{\theta}) - F(\theta^*)\| \lesssim (K + L)\delta'$ since T is a constant.

B.1.2. Proof of Lemma 1

LEMMA 17. *Suppose F satisfies the following condition:*

- $F : \Theta \subset \mathbb{R}^{d_1} \rightarrow \mathbb{R}^{d_2}$ is continuously differentiable and injective.
- $B_{2C_2\delta}(\theta^*) \subset \Theta$ where $B_r(\theta^*) = \{\theta : \|\theta - \theta^*\| \leq r\}$.
- $\|J_F(\theta) - J_F(\theta^*)\|_{\max} \leq C_1 \|\theta - \theta^*\|$ for $\theta \in B_{2C_2\delta}(\theta^*)$.
- $\|J_F(\theta^*)^{-1}\|_2 \leq C_2$.

Suppose $2\sqrt{d_1 d_2} C_1 (C_2)^2 \delta < 1/2$. For any $\theta \in \Theta$,

$$\|F(\theta) - F(\theta^*)\| \leq \delta \implies \|\theta - \theta^*\| \leq 2C_2\delta. \quad (33)$$

Proof. Suppose $\|F(\theta) - F(\theta^*)\| \leq \delta$. We construct a sequence of θ_i such that $\lim_{i \rightarrow \infty} F(\theta_i) = F(\theta)$ while $\|\theta_i - \theta^*\|$ is well bounded for every i . Let $\theta_1 - \theta^* = J_F^{-1}(\theta^*)(F(\theta) - F(\theta^*))$. Note that

$$\|\theta_1 - \theta^*\| \leq \|J_F^{-1}(\theta^*)\|_2 \|F(\theta) - F(\theta^*)\| \leq C_2\delta.$$

Furthermore, by multivariate Taylor theorem,

$$F(\theta_1) = F(\theta^*) + A(\theta_1 - \theta^*)^T$$

where the i -th row $A_i = (\nabla F_i(x_i))^T$ such that $x_i = \theta^* + c(\theta_1 - \theta^*)$ for some $c \in [0, 1]$. Hence, $F(\theta_1) = F(\theta^*) + J_F(\theta^*)(\theta_1 - \theta^*)^T + (A - J_F(\theta^*))(\theta_1 - \theta^*)^T$. Note that $F(\theta^*) + J_F(\theta^*)(\theta_1 - \theta^*)^T = F(\theta)$ by the definition of θ_1 . Therefore,

$$\begin{aligned} F(\theta_1) &= F(\theta) + (A - J_F(\theta^*))(\theta_1 - \theta^*)^T \\ \implies \|F(\theta_1) - F(\theta)\| &\leq \|A - J_F(\theta^*)\|_2 \|\theta_1 - \theta^*\| \\ \implies \|F(\theta_1) - F(\theta)\| &\leq \|A - J_F(\theta^*)\|_{\max} \sqrt{d_1 d_2} \|\theta_1 - \theta^*\| \\ \implies \|F(\theta_1) - F(\theta)\| &\leq C_1 \sqrt{d_1 d_2} \|\theta_1 - \theta^*\|^2 \\ \implies \|F(\theta_1) - F(\theta)\| &\leq C_1 \sqrt{d_1 d_2} C_2^2 \delta^2. \end{aligned}$$

We can use the similar idea to the successive construction. In particular, let $t = 2\sqrt{d_1 d_2}(C_1)(C_2)^2 \delta < 1/2$, $a = 2C_1 C_2 \sqrt{d_1 d_2}$, $\theta_0 = \theta^*$. Suppose

$$\|\theta_k - \theta_{k-1}\| \leq \frac{1}{a} t^k, \|\theta_k - \theta^*\| \leq \frac{1}{a} (2t - t^k), \|F(\theta_k) - F(\theta)\| \leq \frac{1}{a C_2} t^{k+1}.$$

It is easy to verify that the above conditions are satisfied for $k = 1$. Then let $\theta_{k+1} - \theta_k = J_F^{-1}(\theta^*)(F(\theta) - F(\theta_k))$ for $k > 1$.

Then, we have $\|\theta_{k+1} - \theta_k\| \leq C_2 \frac{t^{k+1}}{a C_2} \leq \frac{t^{k+1}}{a}$. Also, $\|\theta_{k+1} - \theta^*\| \leq \|\theta_{k+1} - \theta_k\| + \|\theta_k - \theta^*\| \leq \frac{2t - t^k + t^{k+1}}{a} \leq \frac{2t - t^{k+1}}{a}$. Furthermore,

$$\begin{aligned} F(\theta_{k+1}) &= F(\theta_k) + J_F(\theta^*)(\theta_{k+1} - \theta_k)^T + (A - J_F(\theta^*))(\theta_{k+1} - \theta_k)^T \\ \implies F(\theta_{k+1}) &= F(\theta) + (A - J_F(\theta^*))(\theta_{k+1} - \theta_k)^T \\ \implies \|F(\theta_{k+1}) - F(\theta)\| &\leq \|A - J_F(\theta^*)\|_2 \|\theta_{k+1} - \theta_k\| \\ \implies \|F(\theta_{k+1}) - F(\theta)\| &\leq \|A - J_F(\theta^*)\|_{\max} \sqrt{d_1 d_2} \|\theta_{k+1} - \theta_k\| \\ \implies \|F(\theta_{k+1}) - F(\theta)\| &\leq C_1 \sqrt{d_1 d_2} (\|\theta_k - \theta^*\| + \|\theta_{k+1} - \theta_k\|) \|\theta_{k+1} - \theta_k\| \\ \implies \|F(\theta_{k+1}) - F(\theta)\| &\leq C_1 \sqrt{d_1 d_2} \frac{2(t)}{a} \frac{t^{k+1}}{a} \\ \implies \|F(\theta_{k+1}) - F(\theta)\| &\leq \frac{C_1 C_2 \sqrt{d_1 d_2} 2}{a} \frac{t^{k+2}}{a C_2} \leq \frac{t^{k+2}}{a C_2}. \end{aligned}$$

Note that $\|\theta_k - \theta^*\| \leq \frac{2t}{a}$. Therefore $\theta_k \in \Theta$ is well-defined. Furthermore, we can conclude for any $\epsilon > 0$, there exists N , if $k_1, k_2 > N$, $\|\theta_{k_1} - \theta_{k_2}\| \leq \epsilon$. Therefore, the sequence converges. Suppose $\lim_k \theta_k = \theta'$. Note that $\|\theta' - \theta^*\| \leq \frac{2t}{a}$ due to $\|\theta_k - \theta^*\| \leq \frac{2t}{a}$. Also note that $\|J_F(\theta)\|$ is bounded for $\|\theta - \theta^*\| \leq \frac{2t}{a}$. This implies that $\lim_k F(\theta_k) = F(\theta')$. On the other hand, due to the convergence of $F(\theta_k)$, $\lim_k F(\theta_k) = F(\theta)$. By injectivity, $\theta = \theta'$ and $\|\theta - \theta^*\| \leq 2t/a$. This completes the proof.

Proof of Lemma 1. Lemma 1 is then a simple combination Lemma 2 and Lemma 17. In particular, Lemma 2 implies $\|F(\theta) - F(\theta^*)\| \lesssim (K + L)\delta'$ and Lemma 17 implies $\|F(\theta) - F(\theta^*)\| \lesssim (K + L)\delta' \implies \|\theta - \theta^*\| \lesssim (K + L)\delta'$. This finishes the proof.

B.2. Plug-in estimator and Proof of Lemma 3

Let $\delta' = (K + L)\kappa^4 \mu r L \sqrt{\frac{\log(m)}{p_O m}}$. Let

$$\begin{aligned} \hat{x}_{ij} &:= [\hat{p}_A \mathbb{P}_{\text{Anom}}(X_{ij} | \hat{\alpha}, \hat{M}_{ij} / e(\hat{\theta}))] \\ \hat{y}_{ij} &:= [(1 - \hat{p}_A) \mathbb{P}_{\text{Poisson}}(X_{ij} | \hat{M}_{ij} / e(\hat{\theta}))]. \end{aligned}$$

Let $x_{ij} = p_A^* \mathbb{P}_{\text{Anom}}(X_{ij} | \alpha^*, M_{ij}^*)$, $y_{ij} = (1 - p_A^*) \mathbb{P}_{\text{Poisson}}(X_{ij} | M_{ij}^*)$. We have the following result.

LEMMA 18. *With probability $1 - O(1/(nm))$, $\max(|\hat{x}_{ij} - x_{ij}|, |\hat{y}_{ij} - y_{ij}|) \leq C(L + K)^2 L \delta'$ for any $(i, j) \in \Omega$.*

Proof. By Lemma 1, with probability $1 - O(1/(nm))$, we have $\|\hat{\theta} - \theta^*\| \lesssim \delta'$.

Note that $g(\theta)$ is K -Lipschitz in θ and $e(\theta) = p_A g(\theta) + (1 - p_A)$. Hence

$$\begin{aligned} |e(\hat{\theta}) - e(\theta^*)| &\leq |\hat{p}_A - p_A^*|(1 - g(\hat{\theta})) + p_A^*|g(\hat{\theta}) - g(\theta^*)| \\ &\lesssim (K + 1)\delta'. \end{aligned}$$

Furthermore

$$\begin{aligned} \left| \frac{\hat{M}_{ij}}{e(\hat{\theta})} - M^* \right| &= \frac{1}{e(\hat{\theta})} |\hat{M} - M^* e(\hat{\theta})| \\ &\leq \frac{1}{e(\hat{\theta})} (|\hat{M} - M^* e(\theta^*)| + M^* |e(\theta^*) - e(\hat{\theta})|) \\ &\lesssim \frac{\delta'}{K + L} + L(K + 1)\delta' \\ &\lesssim L(K + 1)\delta'. \end{aligned}$$

Note that $\mathbb{P}_{\text{Anom}}(\alpha, M)$ is K -Lipschitz in α and M . This implies that

$$\begin{aligned} |\hat{x}_{ij} - x_{ij}| &\leq |\hat{p}_A \mathbb{P}_{\text{Anom}}(X_{ij}|\hat{\alpha}, \hat{M}_{ij}) - p_A^* \mathbb{P}_{\text{Anom}}(X_{ij}|\alpha^*, M_{ij}^*)| \\ &\leq |\hat{p}_A - p_A^*| \mathbb{P}_{\text{Anom}}(X_{ij}|\alpha^*, M_{ij}^*) + |\mathbb{P}_{\text{Anom}}(X_{ij}|\alpha^*, M_{ij}^*) - \mathbb{P}_{\text{Anom}}(X_{ij}|\hat{\alpha}, \hat{M}_{ij})| \hat{p}_A \\ &\lesssim \delta' + KL(K + 1)\delta' \\ &\lesssim KL(K + 1)\delta'. \end{aligned}$$

Similarly, one can obtain $|\hat{y}_{ij} - y_{ij}| \lesssim L^2(K + 1)\delta'$. In conclusion,

$$\max(|\hat{x}_{ij} - x_{ij}|, |\hat{y}_{ij} - y_{ij}|) \lesssim (L + K)^2 L.$$

LEMMA 19. Suppose $|\hat{x} - x| \leq \delta, |\hat{y} - y| \leq \delta$ where $x, y, \hat{x}, \hat{y} \in [0, 1], x + y > 0$. Let $\hat{s} = \frac{\hat{x}}{\hat{x} + \hat{y}}$ if $\hat{x} + \hat{y} > 0$ otherwise $\hat{s} = 0$. Then,

$$\left| \hat{s} - \frac{x}{x + y} \right| \leq \min\left(\frac{\delta}{x + y}, \frac{\delta}{\hat{x} + \hat{y}}, 1\right). \quad (34)$$

Proof. Note that $\left| \hat{s} - \frac{x}{x + y} \right| \leq 1$ is trivial since $\hat{s} \in [0, 1]$ and $\frac{x}{x + y} \in [0, 1]$.

When $\hat{x} = \hat{y} = 0$, $\frac{x}{x + y} \leq \frac{\delta}{x + y}$ due to $x \leq \delta$.

When $\hat{x} + \hat{y} > 0$,

$$\begin{aligned} \left| \hat{s} - \frac{x}{x + y} \right| &= \left| \frac{\hat{x}(x + y) - x(\hat{x} + \hat{y})}{(\hat{x} + \hat{y})(x + y)} \right| \\ &= \left| \frac{\hat{x}y - x\hat{y}}{(\hat{x} + \hat{y})(x + y)} \right| \\ &= \left| \frac{\hat{x}(\hat{y} - (\hat{y} - y)) - (\hat{x} - (\hat{x} - x))\hat{y}}{(\hat{x} + \hat{y})(x + y)} \right| \end{aligned}$$

$$\begin{aligned}
&= \left| \frac{-\hat{x}(\hat{y} - y) + (\hat{x} - x)\hat{y}}{(\hat{x} + \hat{y})(x + y)} \right| \\
&\leq \frac{\hat{x}}{\hat{x} + \hat{y}} \frac{|\hat{y} - y|}{x + y} + \frac{\hat{y}}{\hat{x} + \hat{y}} \frac{|\hat{x} - x|}{x + y} \\
&\leq \frac{\hat{x}}{\hat{x} + \hat{y}} \frac{\delta}{x + y} + \frac{\hat{y}}{\hat{x} + \hat{y}} \frac{\delta}{x + y} \\
&= \frac{\delta}{x + y}.
\end{aligned}$$

By symmetry, $\left| \hat{s} - \frac{x}{x+y} \right| \leq \frac{\delta}{\hat{x} + \hat{y}}$, which completes the proof.

Proof of Lemma 3 The result of Lemma 3 is a simple corollary of Lemma 18 and Lemma 19.

B.3. General cost model

In practice, one may also want to incorporate the rewards when $A_{ij}^\pi = 1$ and $B_{ij} = 1$ (the anomaly is detected correctly). In general, consider the costs (or rewards) associated with the following four scenarios:

- $c_{ij}^{(01)}$: $A_{ij}^\pi = 0$ and $B_{ij} = 1$.
- $c_{ij}^{(11)}$: $A_{ij}^\pi = 1$ and $B_{ij} = 1$.
- $c_{ij}^{(00)}$: $A_{ij}^\pi = 0$ and $B_{ij} = 0$.
- $c_{ij}^{(10)}$: $A_{ij}^\pi = 1$ and $B_{ij} = 0$.

The costs of the algorithm in such a general model can be defined as

$$\text{cost}^\pi(X_\Omega) := \frac{1}{|\Omega|} \mathbb{E} \left(\sum_{(i,j) \in \Omega} c_{ij} \mid X_\Omega \right),$$

where c_{ij} is the cost incurred at entry (i, j) given by

$$\begin{aligned}
c_{ij} &:= c_{ij}^{(10)} \mathbb{1} \left\{ A_{ij}^\pi = 1, B_{ij} = 0 \right\} + c_{ij}^{(01)} \mathbb{1} \left\{ A_{ij}^\pi = 0, B_{ij} = 1 \right\} \\
&\quad + c_{ij}^{(00)} \mathbb{1} \left\{ A_{ij}^\pi = 0, B_{ij} = 0 \right\} + c_{ij}^{(11)} \mathbb{1} \left\{ A_{ij}^\pi = 1, B_{ij} = 1 \right\}.
\end{aligned}$$

Reduction. To minimize the cost in such a generalized model, one can simply let $c_{ij}^{(0)} := c_{ij}^{(10)} - c_{ij}^{(00)}$ and $c_{ij}^{(1)} := c_{ij}^{(01)} - c_{ij}^{(11)}$ and reduce it to the original model with only two types of costs. One can easily show that the solution provided by EW for such constructed $\{c_{ij}^{(0)}, c_{ij}^{(1)}\}$ will also achieve the (near) optimal regret $\tilde{O}(1/\sqrt{m})$ in the general model. The proof is simply by rewriting the cost formula and hence omitted for simplicity.

C. Proof of Proposition 1

We consider the following special model: let $p_O = 1$ and $p_A^* = \frac{1}{2}$, and when $B_{ij} = 1$, let $X_{ij} = 0$. We refer to this in notational form as $X \sim H(M^*)$.

We construct $\mathcal{M}_n = \{M^b \in \mathbb{R}^{n \times n}, b \in \{0, 1\}^{n/2}\}$ as follows. Fix a constant $c^* \leq \frac{1}{2e}$. Consider $b \in \{0, 1\}^{n/2}$. For any $i \in [n/2], j \in [n]$, if $b_i = 0$, $M_{2i,j}^b = 1$ and $M_{2i+1,j}^b = 1 - \frac{c^*}{\sqrt{n}}$; if $b_i = 1$, $M_{2i,j}^b = 1 - \frac{c^*}{\sqrt{n}}$

and $M_{2i+1,j}^b = 1$. Let M^b be drawn uniformly from \mathcal{M}_n and $X \sim H(M^b)$. For convenience, we let $M^- := 1 - \frac{c^*}{\sqrt{n}}$ and $M^+ := 1$.

We write $\sum_{(i,j) \in [n] \times [n]}$ as \sum_{ij} if there is no ambiguity. Note that anomaly can only occur when $X_{ij} = 0$. One can verify that

$$\begin{aligned} f_{ij}^* &= \frac{1/2e^{-M_{ij}^*}}{1/2 + 1/2e^{-M_{ij}^*}} \mathbf{1}\{X_{ij} = 0\} + \mathbf{1}\{X_{ij} > 0\} \\ &= \frac{e^{-M_{ij}^*}}{1 + e^{-M_{ij}^*}} \mathbf{1}\{X_{ij} = 0\} + \mathbf{1}\{X_{ij} > 0\} \\ &= \frac{1}{e^{M_{ij}^*} + 1} \mathbf{1}\{X_{ij} = 0\} + \mathbf{1}\{X_{ij} > 0\} \end{aligned}$$

We set $c_{ij}^{(1)} = \frac{1}{2} \left(\frac{1}{e^{M^+} + 1} + \frac{1}{e^{M^-} + 1} \right)$, $c_{ij}^{(0)} = 1 - c_{ij}^{(1)}$. Then one can verify that the following policy π^* with $\{t_{ij}^*\}$ is optimal: $t_{ij}^* = 1$ if $X_{ij} = 0$ and $M_{ij}^* = M^+$; otherwise $t_{ij}^* = 0$. For any policy π , let $t_{ij}(X) := P(A_{ij}^\pi = 1 | X)$.

Let $\delta = \frac{1}{2} \left(\frac{1}{e^{M^-} + 1} - \frac{1}{e^{M^+} + 1} \right)$. Then the regret of π is

$$\begin{aligned} n^2(\text{cost}^\pi(X) - \text{cost}^{\pi^*}(X)) &= \sum_{ij} (t_{ij}(X) - t_{ij}^*) (-c_{ij}^{(1)} + f_{ij}^*) \\ &\stackrel{(i)}{\geq} \sum_{ij} (t_{ij}(X) - t_{ij}^*) (-c_{ij}^{(1)} + f_{ij}^*) \mathbf{1}\{X_{ij} = 0\} \\ &= \sum_{ij} ((t_{ij}(X) - 1)(-\delta) \mathbf{1}\{M_{ij} = M^+\} + t_{ij}(X)\delta \mathbf{1}\{M_{ij} = M^-\}) \mathbf{1}\{X_{ij} = 0\}. \end{aligned}$$

Here (i) is due to the non-negativity of $(t_{ij}(X) - t_{ij}^*) (-c_{ij}^{(1)} + f_{ij}^*)$ (since t_{ij}^* minimizes $t_{ij}^* (-c_{ij}^{(1)} + f_{ij}^*)$).

Next, let $p_{ij}(M) = E_{X|M}(t_{ij}(X) \mathbf{1}\{X_{ij} = 0\})$. Then

$$\begin{aligned} &E_{X|M}(n^2(\text{cost}^\pi(X) - \text{cost}^{\pi^*}(X))) \\ &\geq \delta \sum_{ij} \{ \mathbf{1}\{M_{ij} = M^+\} P(X_{ij} = 0) + p_{ij}(M)(\mathbf{1}\{M_{ij} = M^-\} - \mathbf{1}\{M_{ij} = M^+\}) \} \\ &= \delta \sum_{ij} \{ \mathbf{1}\{M_{ij} = M^+\} e^{-M_{ij}} + p_{ij}(M)(\mathbf{1}\{M_{ij} = M^-\} - \mathbf{1}\{M_{ij} = M^+\}) \} \end{aligned}$$

This further implies

$$\begin{aligned} &E_{M \sim \mathcal{M}_n} E_{X|M}(n^2(\text{cost}^\pi(X) - \text{cost}^{\pi^*}(X))) \\ &\geq \frac{\delta}{2^{n/2}} \sum_{M \in \mathcal{M}_n} \sum_{ij} \{ \mathbf{1}\{M_{ij} = M^+\} e^{-M_{ij}} + p_{ij}(M)(\mathbf{1}\{M_{ij} = M^-\} - \mathbf{1}\{M_{ij} = M^+\}) \} \\ &= \frac{\delta}{2^{n/2}} \sum_{ij} \sum_{M \in \mathcal{M}_n} \{ \mathbf{1}\{M_{ij} = M^+\} e^{-M_{ij}} + p_{ij}(M)(\mathbf{1}\{M_{ij} = M^-\} - \mathbf{1}\{M_{ij} = M^+\}) \} \quad (35) \end{aligned}$$

Next, for any fixing (i, j) , let's consider two matrices M^a, M^b where $a \in \{0, 1\}^{n/2}$ and $b \in \{0, 1\}^{n/2}$ are only different in the $\lfloor \frac{i}{2} \rfloor$ -th bit ($a_{\lfloor \frac{i}{2} \rfloor} = 0, b_{\lfloor \frac{i}{2} \rfloor} = 1$). There are $2^{n/2-1}$ pair of such matrices in \mathcal{M}_n .

Then

$$\left\{ \mathbf{1}\{M_{ij}^a = M^+\} e^{-M_{ij}^a} + p_{ij}(M^a)(\mathbf{1}\{M_{ij}^a = M^-\} - \mathbf{1}\{M_{ij}^a = M^+\}) \right\}$$

$$\begin{aligned}
& + \left\{ \mathbb{1} \left\{ M_{ij}^b = M^+ \right\} e^{-M_{ij}^b} + p_{ij}(M^b) (\mathbb{1} \left\{ M_{ij}^b = M^- \right\} - \mathbb{1} \left\{ M_{ij}^b = M^+ \right\}) \right\} \\
& = e^{-M^+} + p_{ij}(M^a) - p_{ij}(M^b) \\
& \geq e^{-M^+} - |p_{ij}(M^a) - p_{ij}(M^b)| \\
& \geq \frac{1}{2} e^{-M^+}
\end{aligned} \tag{36}$$

where the last inequality is due to following lemma to bound $|p_{ij}(M^a) - p_{ij}(M^b)|$.

LEMMA 20.

$$|p_{ij}(M^a) - p_{ij}(M^b)| \leq \frac{1}{2} e^{-M^+}.$$

Proof. Let $X(M)$ be $X \sim H(M)$, $\delta(X||Y)$ be the total variation distance between X and Y , $D_{KL}(X||Y)$ be the KL-divergence between X and Y . By definition of $p_{ij}(M)$, we have

$$\begin{aligned}
|p_{ij}(M^a) - p_{ij}(M^b)| &= \sum_X P(A_{ij}^\pi = 1|X) \mathbb{1} \{X_{ij} = 0\} (P(X|M^a) - P(X|M^b)) \\
&\leq \sum_X |P(X|M^a) - P(X|M^b)| \\
&= \delta(X(M^a)||X(M^b)) && \text{total variation distance} \\
&\leq \sqrt{\frac{1}{2} D_{KL}(X(M^a)||X(M^b))} && \text{Pinsker's inequality} \\
&= \sqrt{\frac{1}{2} \sum_{ij} D_{KL}(X(M^a)_{ij}||X(M^b)_{ij})} && X_{ij} \text{ are independent.}
\end{aligned}$$

Note that there are only two rows that are different between M^a and M^b . Let X^+ be the observation of the entry with value M^+ and X^- be the observation of the entry with the value M^- . Then we have

$$\sum_{ij} D_{KL}(X(M^a)_{ij}||X(M^b)_{ij}) = nD_{KL}(X^+||X^-) + nD_{KL}(X^-||X^+).$$

Note that $X^+ = Y^+b$, $X^- = Y^-b$ where $Y^+ = \text{Poisson}(M^+)$, $Y^- = \text{Poisson}(M^-)$, and b indicates whether the anomaly occurs. Hence by the data processing inequality and formula of KL-divergence of Poisson random variables,

$$\begin{aligned}
D_{KL}(X^+||X^-) &\leq D_{KL}(Y^+||Y^-) \\
&= (M^+ \log(M^+/M^-) + M^- - M^+) \\
&= -\log\left(1 - \frac{c^*}{\sqrt{n}}\right) - \frac{c^*}{\sqrt{n}} \\
&= \frac{c^*}{\sqrt{n}} + \frac{(c^*)^2}{2n} + \sum_{k=3}^{\infty} \frac{1}{k} \left(\frac{c^*}{\sqrt{n}}\right)^k - \frac{c^*}{\sqrt{n}} \\
&\leq \frac{(c^*)^2}{2n} + \frac{1}{3} \left(\frac{c^*}{\sqrt{n}}\right)^3 \sum_{k=0}^{\infty} \left(\frac{c^*}{\sqrt{n}}\right)^k \\
&\leq \frac{(c^*)^2}{2n} + \frac{2c^*}{3} \frac{(c^*)^2}{n^2} \leq \frac{(c^*)^2}{n}.
\end{aligned}$$

where $c^* < \frac{1}{2}$. Similarly,

$$\begin{aligned}
D_{KL}(X^-||X^+) &\leq D_{KL}(Y^+||Y^-) \\
&= (M^- \log(M^-/M^+) + M^+ - M^-) \\
&= (1 - \frac{c^*}{\sqrt{n}}) \log(1 - \frac{c^*}{\sqrt{n}}) + \frac{c^*}{\sqrt{n}} \\
&\leq (1 - \frac{c^*}{\sqrt{n}})(-\frac{c^*}{\sqrt{n}}) + \frac{c^*}{\sqrt{n}} \\
&\leq \frac{(c^*)^2}{n}.
\end{aligned}$$

Hence,

$$|p_{ij}(M^a) - p_{ij}(M^b)| \leq c^* = \frac{1}{2}e^{-M^+}.$$

Plug Eq. (36) into Eq. (35), we then have

$$E_{M \sim \mathcal{M}_n} E_{X|M}(\text{cost}^\pi(X) - \text{cost}^{\pi^*}(X)) \geq \frac{\delta}{2} \frac{1}{2} e^{-M^+} = \Omega\left(\frac{1}{\sqrt{n}}\right).$$

This completes the proof.

D. Additional Experimental Details

In this section, we provide further implementation details of the experiments.

Computing Infrastructure. all experiments are done in a personal laptop equipped with 2.6 GHz 6-Core Intel Core i7 and 16 GB 2667 MHz DDR4. The operating system is macOS Catalina. For each instance, the running time is within seconds for our algorithm.

We present the implementation details of our algorithm and three state-of-the-arts. For practical consideration, we implemented a slight variant of the EW algorithm where (i) the matrix completion step used the typical soft impute algorithm (Mazumder et al. 2010); (ii) the anomaly model estimation used MLE; and (iii) solving \mathcal{P}^{EW} by replacing f_{ij}^* directly by $\frac{\hat{y}_{ij}}{\hat{x}_{ij} + \hat{y}_{ij}}$ when AUC curve is needed to generate. Given the observation X_Ω , the soft impute algorithm solves the optimization problem $\min_M \|P_\Omega(X - M)\|_F^2 + \lambda \|M\|_*$ where λ is a hyper-parameter. To tune λ , we start with a small λ and gradually increase it until the rank of the solution fits the true rank of M^* (all other algorithms also use the knowledge of the true rank). In order to generate the AUC curve for each instance, we vary γ in our algorithm. In the real data, the rank is identified through cross-validation.

In the implementation of Stable-PCP, we solve the following optimization problem $(\hat{M}, \hat{A}) = \arg \min_{M, A} \|M\|_* + \lambda \|A\|_1 + \mu \|P_\Omega(M + A - X)\|_F^2$ by alternating optimization (Ma and Aybat 2018). The set of anomalies is identified from $\{(i, j) \mid \hat{A}_{ij} \neq 0\}$. In order to choose suitable (λ, μ) and generate the AUC curve, note that when \hat{M} fixed, the ratio of λ/μ decides the portion that will be classified

as anomalies (i.e., different points on the AUC curve). Hence, we iterate the ratio λ/μ and then tune λ (accordingly, μ) such that the solution \hat{M} fits the true rank of M^* . This provides an AUC curve.

In the DRMF algorithm, we implement the Algorithm 1 in Xiong et al. (2011) to solve the following optimization problem $(\hat{M}, \hat{A}) = \arg \min \|P_\Omega(X - A - M)\|_F$ with the constraints $\text{rank}(\hat{M}) \leq r, \|A\|_0 \leq e$ (although Xiong et al. (2011) does not consider the partial observation scenario, but the generalization to address missing entries is straightforward). The set of anomalies is identified from $\{(i, j) \mid \hat{A}_{ij} \neq 0\}$. Here, we provide the true rank r and vary e for the DRMF algorithm to generate the AUC curve.

For the RMC algorithm Klopp et al. (2017), the authors propose the following optimization problem $(\hat{M}, \hat{A}) = \arg \min_{M, A} \|M\|_* + \lambda \|A\|_1 + \mu \|P_\Omega(M + A - X)\|_F^2$ with constraints $\|M\|_{\max} \leq a, \|A\|_{\max} \leq a$. This is effectively the Stable-PCP algorithm with the max norm constraints. We choose $a = k \|M^*\|_{\max}$ for some constant scale $k > 1$. Then we implement RMC based on Stable-PCP and a projection of (M, A) into the set with max norm constraints in every iteration during the alternating optimization.

E. Generalization to Detection Rate Optimization

Another interesting metric related to anomaly detection in inventory management, other than the average cost/benefits, is the rate of successfully detecting anomalies. In this section, we will generalize the results in the previous sections to the detection rate optimization problem and show that a variant of Algorithm 1 can achieve the optimal detection rate up to logarithmic factors.

To make this precise, consider the goal of an algorithm π is to correctly classify the entries into “anomaly set” and “non-anomaly set”. This effectively amounts to a classification task, and as such we can measure performance via the standard true positive and false positive rates. Specifically, we will call an entry (i, j) *positive* if $B_{ij} = 1$, and *negative* if $B_{ij} = 0$. Furthermore, an entry (i, j) is called “true positive” if $A_{ij}^\pi = 1$ and $B_{ij} = 1$; “false positive” if $A_{ij}^\pi = 1$ and $B_{ij} = 0$.

Consider the following definition for true positive and false positive rates.

DEFINITION 3. The true positive rate (TPR) of an algorithm π given an observation X_Ω is denoted by

$$\text{TPR}_\pi(X_\Omega) := \frac{\mathbb{E} \left(\sum_{(i,j) \in \Omega} \mathbf{1} \{A_{ij}^\pi = 1, B_{ij} = 1\} \mid X_\Omega \right)}{\mathbb{E} \left(\sum_{(i,j) \in \Omega} \mathbf{1} \{B_{ij} = 1\} \mid X_\Omega \right)}, \quad (37)$$

i.e., the ratio between the expected number of true positive samples over the expected number of positive samples. Similarly, the false positive rate (FPR) of an algorithm π given an observation X_Ω is denoted by

$$\text{FPR}_\pi(X_\Omega) := \frac{\mathbb{E} \left(\sum_{(i,j) \in \Omega} \mathbf{1} \{A_{ij}^\pi = 1, B_{ij} = 0\} \mid X_\Omega \right)}{\mathbb{E} \left(\sum_{(i,j) \in \Omega} \mathbf{1} \{B_{ij} = 0\} \mid X_\Omega \right)}, \quad (38)$$

i.e., the ratio between the expected number of false positive samples over the expected number of negative samples.¹⁵

By the linearity of expectation, one can simplify Eq. (38):

$$\text{FPR}_\pi(X_\Omega) = \frac{\sum_{(i,j) \in \Omega} \mathbb{P}(A_{ij}^\pi = 1, B_{ij} = 0 \mid X_\Omega)}{\sum_{(i,j) \in \Omega} \mathbb{P}(B_{ij} = 0 \mid X_\Omega)}.$$

Note that the output of π solely depends on X_Ω . Therefore, conditioned on X_Ω , the variables A_{ij}^π and B_{ij} are independent. This implies that

$$\text{FPR}_\pi(X_\Omega) = \frac{\sum_{(i,j) \in \Omega} \mathbb{P}(A_{ij}^\pi = 1 \mid X_\Omega) \mathbb{P}(B_{ij} = 0 \mid X_\Omega)}{\sum_{(i,j) \in \Omega} \mathbb{P}(B_{ij} = 0 \mid X_\Omega)}.$$

Let $f_{ij}^* := \mathbb{P}(B_{ij} = 0 \mid X_\Omega)$ be the probability that an entry (i, j) does not have an anomaly given the observation X_Ω . This provides a succinct characterization for FPR defined in Eq. (38):

$$\text{FPR}_\pi(X_\Omega) = \frac{\sum_{(i,j) \in \Omega} \mathbb{P}(A_{ij}^\pi = 1 \mid X_\Omega) f_{ij}^*}{\sum_{(i,j) \in \Omega} f_{ij}^*}. \quad (39)$$

Similarly, one can simplify TPR given in Eq. (37) into:

$$\begin{aligned} \text{TPR}_\pi(X_\Omega) &= \frac{\sum_{(i,j) \in \Omega} \mathbb{P}(A_{ij}^\pi = 1, B_{ij} = 1 \mid X_\Omega)}{\sum_{(i,j) \in \Omega} \mathbb{P}(B_{ij} = 1 \mid X_\Omega)} \\ &= \frac{\sum_{(i,j) \in \Omega} \mathbb{P}(A_{ij}^\pi = 1 \mid X_\Omega) \mathbb{P}(B_{ij} = 1 \mid X_\Omega)}{\sum_{(i,j) \in \Omega} \mathbb{P}(B_{ij} = 1 \mid X_\Omega)} \\ &= \frac{\sum_{(i,j) \in \Omega} \mathbb{P}(A_{ij}^\pi = 1 \mid X_\Omega) (1 - f_{ij}^*)}{\sum_{(i,j) \in \Omega} (1 - f_{ij}^*)}. \end{aligned} \quad (40)$$

Our goal will be to maximize TPR for some bound on FPR. In establishing the quality of our algorithm we will compare, for a given constraint on FPR, the TPR achieved under our algorithm to that achieved under the the (clairvoyant) optimal estimator that knows M^* , p_A^* , and α^* . We will show that in large matrices this gap grows negligibly small at a min-max optimal rate.

Besides the observed data X_Ω , the only other input into the EW algorithm is a target FPR which we denote as γ . We propose Algorithm 2 to maximize the TPR with a target FPR constraint. One can view Algorithm 2 as a generalized version of Algorithm 1 with constraints in optimizing the decision rules.

Step 1 and 2 in Algorithm 2 are the same as Algorithm 1. Step 3 uses plug-in confidence interval estimators instead point estimators (the full details will be specified in Eq. (41)). Step 4 solves an constrained optimization problem \mathcal{P}^{EW} to determine the decision rules.

¹⁵ We suppose $\text{TPR}_\pi(X_\Omega) = 0$ if $\mathbb{E}\left(\sum_{(i,j) \in \Omega} 1\{B_{ij} = 1\}\right) = 0$; $\text{FPR}_\pi(X_\Omega) = 0$ if $\mathbb{E}\left(\sum_{(i,j) \in \Omega} 1\{B_{ij} = 0\}\right) = 0$.

Algorithm 2 Entrywise Rate Optimization Algorithm $\pi^{\text{EW}}(\gamma)$

Input: $X_\Omega, \gamma \in (0, 1]$

1: Set

$$\hat{M} = \frac{nm}{|\Omega|} \text{SVD}(X_\Omega)_r.$$

Here, $\text{SVD}(X_\Omega)_r := \arg \min_{\text{rank}(M) \leq r} \|M - X'\|_{\text{F}}$, where X' is obtained from X_Ω by setting unobserved entries to 0.

 2: Estimate $(\hat{p}_A, \hat{\alpha})$ based on a moment matching estimator.

 3: Estimate a confidence interval $[f_{ij}^L, f_{ij}^R]$ for f_{ij}^* for $(i, j) \in \Omega$.

 4: Let $\{t_{ij}^{\text{EW}}\}$ be an optimal solution to the following optimization problem:

$$\begin{aligned} \mathcal{P}^{\text{EW}} : \quad & \max_{\{0 \leq t_{ij} \leq 1, (i,j) \in \Omega\}} \sum_{(i,j) \in \Omega} t_{ij} \\ & \text{subject to } \sum_{(i,j) \in \Omega} t_{ij} f_{ij}^R \leq \gamma \sum_{(i,j) \in \Omega} f_{ij}^L \end{aligned}$$

For every $(i, j) \in \Omega$, generate $A_{ij} \sim \text{Ber}(t_{ij}^{\text{EW}})$ independently.

Output: A_Ω

The goal of the Algorithm 2 is to maximize the TPR subject to a FPR below the input target value of γ . Our result is the following guarantee, which states that (a) the ‘hard’ constraint on the FPR is satisfied with high probability, and (b) the TPR is within an additive *regret* of a certain unachievable policy we use as a proxy for the best achievable policy. Specifically, for any $\gamma \in (0, 1]$, let $\pi^*(\gamma)$ denote the optimal policy when M^* , p_A^* , and α^* are known (this policy is described later in this section). One can verify that, for any γ , X_Ω and policy π , $\text{TPR}_{\pi^*(\gamma)}(X_\Omega) \geq \text{TPR}_\pi(X_\Omega)$ if $\text{FPR}_\pi(X_\Omega) \leq \gamma$.

THEOREM 3. *Assume that the regularity conditions (RC) hold. With probability $1 - O(\frac{1}{nm})$, for any $0 < \gamma \leq 1$,*

$$\begin{aligned} \text{FPR}_{\pi^{\text{EW}}(\gamma)}(X_\Omega) &\leq \gamma, \\ \text{TPR}_{\pi^{\text{EW}}(\gamma)}(X_\Omega) &\geq \text{TPR}_{\pi^*(\gamma)}(X_\Omega) - C \frac{(K+L)^3 L^3 \kappa^4 \mu r \log^{1.5}(m)}{p_A^* \gamma \sqrt{p_O m}}. \end{aligned}$$

To parse this result, consider that in a typical application, we can expect the problem parameters to fall in the following scaling regime: $K, L, \kappa, r, \mu = O(1)$, $p_O, p_A^*, \gamma = \Omega(1)$, and $m/n = \Theta(1)$. For this regime, the regret is $O(n^{-1/2} \log^{1.5} n)$, which is in fact optimal up to logarithmic factors. To be precise, we fix a particular value of γ for which the following proposition states that, for any n , there exists a family of anomaly models \mathcal{M}_n for which no algorithm can achieve a regret on TPR lower than $O(n^{-1/2})$ across all models within the family. To allow for direct comparison to Theorem 1, let Π_γ denote the set of all policies π such that

$$\mathbb{P}_{X_\Omega | M^*}(\text{FPR}_\pi(X_\Omega) \leq \gamma) \geq 1 - C/n^2 \quad \text{for all } M^* \in \mathcal{M}_n.$$

PROPOSITION 4. *For any algorithm $\pi \in \Pi_\gamma$, there exists $M^* \in \mathcal{M}_n$ such that*

$$\mathbb{E}_{X_\Omega | M^*}(\text{TPR}_{\pi^*(\gamma)}(X_\Omega) - \text{TPR}_\pi(X_\Omega)) \geq C/\sqrt{n}.$$

The proof of Proposition 4 uses the same construction as the proof of Proposition 1, which is omitted for simplicity.

E.1. Steps 3–4: Confidence Intervals and the Optimization Problem \mathcal{P}^{EW}

Recall that the plug-in point estimator \hat{f}_{ij} has been used for f_{ij}^* in Section 3.3

$$\hat{f}_{ij} = \frac{\hat{y}_{ij}}{\hat{x}_{ij} + \hat{y}_{ij}}.$$

We construct the confidence interval by simply finding a small interval that centers at \hat{f}_{ij} , as shown below.

LEMMA 21. *Let*

$$\delta = (K + L)^3 \kappa^4 \mu r L^2 \sqrt{\frac{\log m}{p_O m}}.$$

There exists a (known) constant C_1 such that, if

$$f_{ij}^L := \left[\frac{\hat{y}_{ij} - C_1 \delta}{\hat{x}_{ij} + \hat{y}_{ij}} \right] \quad \text{and} \quad f_{ij}^R := \left[\frac{\hat{y}_{ij} + C_1 \delta}{\hat{x}_{ij} + \hat{y}_{ij}} \right], \quad (41)$$

then with probability $1 - O(\frac{1}{nm})$, for every $(i, j) \in \Omega$, we have

$$f_{ij}^L \leq f_{ij}^* \leq f_{ij}^L + \epsilon_{ij} \quad \text{and} \quad f_{ij}^R - \epsilon_{ij} \leq f_{ij}^* \leq f_{ij}^R,$$

where $\epsilon_{ij} = \min(4C_1 \delta / (x_{ij}^ + y_{ij}^*), 1)$.*

The final step involves solving \mathcal{P}^{EW} . To motivate its particular form, consider the ‘ideal’ anomaly detection algorithm if the f_{ij}^* ’s were known. Intuitively, one should identify anomalies at entries with the smallest values of f_{ij}^* . This leads to the following idealized algorithm, which we will call $\pi^*(\gamma)$:

1. Let $\{t_{ij}^*\}$ be an optimal solution to the following optimization problem.

$$\begin{aligned} \mathcal{P}^* : \quad & \max_{\{0 \leq t_{ij} \leq 1, (i,j) \in \Omega\}} \sum_{(i,j) \in \Omega} t_{ij} \\ & \text{subject to} \quad \sum_{(i,j) \in \Omega} t_{ij} f_{ij}^* \leq \gamma \sum_{(i,j) \in \Omega} f_{ij}^* \end{aligned}$$

2. For every $(i, j) \in \Omega$, generate $A_{ij} \sim \text{Ber}(t_{ij}^*)$ independently.

The following claim establishes the optimality of $\pi^*(\gamma)$.

CLAIM 1. *For any π, γ , and X_Ω , if $\text{FPR}_\pi(X_\Omega) \leq \gamma$, then $\text{TPR}_\pi(X_\Omega) \leq \text{TPR}_{\pi^*(\gamma)}(X_\Omega)$.*

Now notice that \mathcal{P}^{EW} is obtained from \mathcal{P}^* by replacing f_{ij}^* with the confidence interval estimators f_{ij}^L and f_{ij}^R defined in the previous step. Intuitively, we could expect that $\mathcal{P}^{\text{EW}} \approx \mathcal{P}^*$, and therefore the algorithm π^{EW} should achieve the desired performance. In fact, $\text{FPR}_{\pi^{\text{EW}}(\gamma)}(X) \leq \gamma$ holds immediately because $f_{ij}^L \leq f_{ij}^* \leq f_{ij}^R$ and so $\{t_{ij}^{\text{EW}}\}$ is a feasible solution of \mathcal{P}^* . The guarantee for $\text{TPR}_{\pi^{\text{EW}}}(X)$ can be established based on a fine-tuned analysis of Lemma 21. See the Appendix for the formal proof.

F. Proof of Theorem 3

F.1. Analysis of the optimization problem \mathcal{P}^{EW}

Note that \mathcal{P}^{EW} is obtained from \mathcal{P}^* by replacing f_{ij}^* with the confidence interval estimators f_{ij}^L and f_{ij}^R . Intuitively, we could expect that $\mathcal{P}^{\text{EW}} \approx \mathcal{P}^*$, and therefore the algorithm π^{EW} should achieve the desired performance. We first have the following lemma to show that $\text{FPR}_{\pi^{\text{EW}}(\gamma)}(X) \leq \gamma$ since $f_{ij}^L \leq f_{ij}^* \leq f_{ij}^R$ and so $\{t_{ij}^{\text{EW}}\}$ is a feasible solution of \mathcal{P}^* .

LEMMA 22. *With probability $1 - O(1/(nm))$, for any $0 < \gamma \leq 1$*

$$\text{FPR}_{\pi^{\text{EW}}(\gamma)}(X_\Omega) \leq \gamma.$$

Proof. This is because

$$\sum_{(i,j) \in \Omega} t_{ij}^{\text{EW}} f_{ij}^* \leq \sum_{(i,j) \in \Omega} t_{ij}^{\text{EW}} f_{ij}^{\text{R}} \leq \gamma \sum_{(i,j) \in \Omega} f_{ij}^{\text{L}} \leq \gamma \sum_{(i,j) \in \Omega} f_{ij}^*.$$

due to that $f_{ij}^{\text{L}} \leq f_{ij}^* \leq f_{ij}^{\text{R}}$ and the constraint of t_{ij}^{EW} .

To show the desired performance guarantee for $\text{TPR}_{\pi^{\text{EW}}}(X)$, we provide the following Lemma that characterizes how f_{ij}^{L} and f_{ij}^{R} are close to f_{ij}^* in an accumulated manner (the proof is shown momentarily):

LEMMA 23. Let $\delta = (K + L)^3 \kappa^4 \mu r L^2 \sqrt{\frac{\log(m)}{p_{\text{O}} m}}$. With probability $1 - O(\frac{1}{nm})$,

$$\sum_{(i,j) \in \Omega} \left(|f_{ij}^{\text{L}} - f_{ij}^*| + |f_{ij}^{\text{R}} - f_{ij}^*| \right) \leq CL \log(m) \delta p_{\text{O}} n m.$$

Next we proceed to the analysis of \mathcal{P}^{EW} . For a fixed η , let $\{t'_{ij}\}$ be the optimal solution of $\pi^*(\gamma')$ for some γ' such that $\frac{\sum_{(i,j) \in \Omega} t'_{ij}}{\sum_{(i,j) \in \Omega} t_{ij}^*} = \eta < 1$. The key idea is to find some η such that $\{t'_{ij}\}$ is a feasible solution of \mathcal{P}^{EW} , while maintaining good TPR performance compared to $\pi^*(\gamma)$. Indeed, a sufficiently large η can be achieved by Lemma 23. In particular, we have (the proof is shown momentarily):

LEMMA 24. Let $\delta = (K + L)^3 \kappa^4 \mu r L^2 \sqrt{\frac{\log(m)}{p_{\text{O}} m}}$, $\eta = 1 - CL\delta \log(m)/\gamma$. Then $\{t'_{ij}\}$ is a feasible solution of \mathcal{P}^{EW} . Furthermore, $\min\left(1, \frac{\sum_{(i,j) \in \Omega} t'_{ij} - \sum_{(i,j) \in \Omega} t_{ij}^*}{\sum_{(i,j) \in \Omega} (1 - f_{ij}^*)}\right) \leq C_1 \frac{L\delta \log(m)}{\gamma p_{\text{A}}^*}$ for a constant C_1 .

F.1.1. Proof of Lemma 23 Next, we prove Lemma 23, i.e., show that the accumulated error induced by the approximation of f_{ij}^* by f_{ij}^{L} and f_{ij}^{R} has the desired bound.

Proof of Lemma 23 Let $x_{ij} := p_{\text{A}}^* \mathbb{P}_{\text{Anom}}(X_{ij} | \alpha^*, M_{ij}^*)$, $y_{ij} := (1 - p_{\text{A}}^*) \mathbb{P}_{\text{Poisson}}(X_{ij} | M_{ij}^*)$. By Lemma 21,

$$\max(|f_{ij}^{\text{L}} - f_{ij}^*|, |f_{ij}^{\text{R}} - f_{ij}^*|) \leq \epsilon_{ij}$$

where $\epsilon_{ij} := \min\left(\frac{4C\delta}{x_{ij} + y_{ij}}, 1\right)$ for some constant C and $\delta = (K + L)^3 \kappa^4 \mu r L^2 \sqrt{\frac{\log(m)}{p_{\text{O}} m}}$.

Note that when $X_{ij} = t$,

$$x_{ij} + y_{ij} = \mathbb{P}(X_{ij} = t).$$

Note that $\|X_{ij}\|_{\psi_1} \lesssim L$ is a sub-exponential random variable by Lemmas 8 and 9. Then, we have

$$\begin{aligned} \mathbb{P}(X_{ij} > t) &\leq \exp^{-t/C'L} \\ \implies \mathbb{P}(X'_{ij} > C'L \log(1/\delta)) &\leq \delta \end{aligned}$$

where C' is a proper constant. Let $z_{ij} = \min\left(\frac{\delta}{\mathbb{P}(X_{ij}=t)}, 1\right)$. Then,

$$\begin{aligned}\mathbb{E}(z_{ij}) &= \sum_{t=0}^{\infty} \min(1, \delta/\mathbb{P}(X_{ij}=t)) \mathbb{P}(X_{ij}=t) \\ &\leq \sum_{t=0}^{C'L \log(1/\delta)} \delta + \sum_{t=C'L \log(1/\delta)+1}^{\infty} \mathbb{P}(X_{ij}=t) \\ &\leq C'L \log(1/\delta) \delta + \delta.\end{aligned}$$

Note that $z_{ij} \in [0, 1]$ are independent random variables. Then, by Lemma 14, with probability $1 - O(\frac{1}{nm})$,

$$\begin{aligned}\sum_{(i,j) \in \Omega} z_{ij} &\lesssim L \log(1/\delta) \delta p_{\mathcal{O}} nm + \sqrt{p_{\mathcal{O}} nm \log(nm)} \\ &\lesssim L \log(m) \delta p_{\mathcal{O}} nm\end{aligned}$$

given that $\delta \gtrsim \sqrt{\frac{\log(m)}{p_{\mathcal{O}} m}}$.

Therefore,

$$\sum_{(i,j) \in \Omega} \max(|f_{ij}^L - f_{ij}^*|, |f_{ij}^R - f_{ij}^*|) \leq \sum_{(i,j) \in \Omega} \epsilon_{ij} \lesssim \sum_{(i,j) \in \Omega} z_{ij} \lesssim L \log(m) \delta p_{\mathcal{O}} nm.$$

F.1.2. Proof of Lemma 24

Consider a concentration bound

LEMMA 25. *Let C_1, C_2, C_3 be constants. With probability $1 - O(\frac{1}{nm})$,*

$$\begin{aligned}\sum_{(i,j) \in \Omega} f_{ij}^* &\geq C_1 n m p_{\mathcal{O}} \\ |\Omega| &\leq C_2 n m p_{\mathcal{O}}.\end{aligned}$$

Furthermore, if $p_{\mathcal{A}}^* p_{\mathcal{O}} nm \gtrsim \log(nm)$,

$$\sum_{(i,j) \in \Omega} 1 - f_{ij}^* \geq C_3 p_{\mathcal{A}}^* p_{\mathcal{O}} nm.$$

Proof. Let $Z_{ij} = \mathbb{P}(B_{ij} = 1 | X_{ij})$. Then $\sum_{(i,j) \in \Omega} 1 - f_{ij}^* = \sum_{(i,j) \in \Omega} Z_{ij}$. Note that $\mathbb{E}(Z_{ij}) = p_{\mathcal{A}}^*$ and $Z_{ij} \in [0, 1]$ are independent. Hence, by Lemma 14, with probability $1 - O(\frac{1}{nm})$, $\sum_{(i,j) \in \Omega} 1 - f_{ij}^* \geq C p_{\mathcal{A}}^* p_{\mathcal{O}} nm$ where C is a constant given that $p_{\mathcal{A}}^* p_{\mathcal{O}} nm \gtrsim \log(nm)$. Similar results for $\sum_{(i,j) \in \Omega} f_{ij}^*$ (with $1 - p_{\mathcal{A}}^* \geq c$ for some constant c) and $|\Omega|$ can also be obtained.

Proof of Lemma 24 Let $\{t'_{ij}, (i, j) \in \Omega\}$ be the optimal solution of the algorithm $\pi^*(\gamma')$. Let $\{t^*_{ij}, (i, j) \in \Omega\}$ be the optimal solution of $\pi^*(\gamma)$. Suppose

$$\frac{\sum_{(i,j) \in \Omega} t'_{ij}}{\sum_{(i,j) \in \Omega} t^*_{ij}} = \eta < 1.$$

Order f_{ij}^* by $f_{a_1 b_1}^* \leq f_{a_2 b_2}^* \leq \dots \leq f_{a_{|\Omega|} b_{|\Omega|}}^*$. One can easily verify that $t'_{a_1 b_1} \leq t_{a_1 b_1}^*, t'_{a_2 b_2} \leq t_{a_2 b_2}^*, \dots, t'_{a_{|\Omega|} b_{|\Omega|}} \leq t_{a_{|\Omega|} b_{|\Omega|}}^*$. Furthermore, for any k and l such that $t'_{a_k b_k} > 0$ and $t_{a_l b_l}^* - t'_{a_l b_l} > 0$, we have $f_{a_k b_k}^* \leq f_{a_l b_l}^*$. Let $A = \sum_{i,j} t'_{ij}$, $B = \sum_{i,j} t_{ij}^* - t'_{ij}$, $C = \sum_{i,j} t'_{ij} f_{ij}^*$, $D = \sum_{i,j} (t_{ij}^* - t'_{ij}) f_{ij}^*$. Then the following weighted average inequality holds: $\frac{C}{A} \leq \frac{D}{B}$. This implies that $\frac{C}{A} \leq \frac{C+D}{A+B}$, i.e.,

$$\frac{1}{\sum_{(i,j) \in \Omega} t'_{ij}} \sum_{(i,j) \in \Omega} t'_{ij} f_{ij}^* \leq \frac{1}{\sum_{(i,j) \in \Omega} t_{ij}^*} \sum_{(i,j) \in \Omega} t_{ij}^* f_{ij}^*. \quad (42)$$

This implies that $\sum_{(i,j) \in \Omega} t'_{ij} f_{ij}^* \leq \eta \sum_{(i,j) \in \Omega} t_{ij}^* f_{ij}^*$. Then, we have,

$$\begin{aligned} \sum_{(i,j) \in \Omega} t'_{ij} f_{ij}^R &\leq \sum_{(i,j) \in \Omega} t'_{ij} (f_{ij}^* + |f_{ij}^R - f_{ij}^*|) \\ &\leq \left(\eta \sum_{(i,j) \in \Omega} t_{ij}^* f_{ij}^* \right) + \sum_{(i,j) \in \Omega} |f_{ij}^R - f_{ij}^*| && \text{by Eq. (42) and } 0 \leq t'_{ij} \leq 1 \\ &\leq \left(\gamma \eta \sum_{(i,j) \in \Omega} f_{ij}^* \right) + \sum_{(i,j) \in \Omega} |f_{ij}^R - f_{ij}^*| && \sum_{(i,j) \in \Omega} t_{ij}^* f_{ij}^* \leq \gamma \sum_{(i,j) \in \Omega} f_{ij}^* \\ &\leq \gamma \sum_{(i,j) \in \Omega} f_{ij}^* + \sum_{(i,j) \in \Omega} |f_{ij}^R - f_{ij}^*| - \gamma(1-\eta) \sum_{(i,j) \in \Omega} f_{ij}^*. \end{aligned}$$

Note that

$$\gamma \sum_{(i,j) \in \Omega} f_{ij}^* \leq \gamma \sum_{(i,j) \in \Omega} f_{ij}^L + \sum_{(i,j) \in \Omega} |f_{ij}^* - f_{ij}^L|.$$

Therefore, we have

$$\sum_{(i,j) \in \Omega} t'_{ij} f_{ij}^R \leq \gamma \sum_{(i,j) \in \Omega} f_{ij}^L + \left(\sum_{(i,j) \in \Omega} (|f_{ij}^* - f_{ij}^L| + |f_{ij}^* - f_{ij}^R|) \right) - \gamma(1-\eta) \sum_{(i,j) \in \Omega} f_{ij}^*.$$

By Lemma 23, we have $\left(\sum_{(i,j) \in \Omega} (|f_{ij}^* - f_{ij}^L| + |f_{ij}^* - f_{ij}^R|) \right) \leq C_1 L \log(m) \delta p_{\mathcal{O}} n m$. By Lemma 25, we have $\gamma(1-\eta) \sum_{(i,j) \in \Omega} f_{ij}^* \geq C_2 \gamma(1-\eta) p_{\mathcal{O}} n m$. Take $\eta = 1 - \frac{C_1}{C_2 \gamma} L \log(m) \delta$. We then have $\{t'_{ij}\}$ is a feasible solution of \mathcal{P}^{EW} :

$$\sum_{(i,j) \in \Omega} t'_{ij} f_{ij}^R \leq \gamma \sum_{(i,j) \in \Omega} f_{ij}^L.$$

Furthermore, for any $0 < \gamma \leq 1$, we can get

$$\frac{\sum_{(i,j) \in \Omega} (t_{ij}^* - t'_{ij})}{\sum_{(i,j) \in \Omega} (1 - f_{ij}^*)} = \frac{(1-\eta) \sum_{(i,j) \in \Omega} t_{ij}^*}{\sum_{(i,j) \in \Omega} (1 - f_{ij}^*)}.$$

By Lemma 25, $\sum_{(i,j) \in \Omega} t_{ij}^* \leq |\Omega| \lesssim n m p_{\mathcal{O}}$. Suppose $p_{\mathcal{A}}^* p_{\mathcal{O}} n m \gtrsim \log(nm)$, then by Lemma 25, $\sum_{(i,j) \in \Omega} (1 - f_{ij}^*) \gtrsim n m p_{\mathcal{O}} p_{\mathcal{A}}^*$. This leads to

$$\frac{\sum_{(i,j) \in \Omega} (t_{ij}^* - t'_{ij})}{\sum_{(i,j) \in \Omega} (1 - f_{ij}^*)} \lesssim \frac{(1-\eta) p_{\mathcal{O}} n m}{p_{\mathcal{O}} p_{\mathcal{A}}^* n m} \lesssim \frac{L \log(m) \delta}{\gamma p_{\mathcal{A}}^*}. \quad (43)$$

Note that $\delta \gtrsim \frac{1}{\sqrt{p_{\text{O}}m}}$. Suppose $p_{\text{A}}^* p_{\text{O}} nm \lesssim \log(nm)$, then

$$\frac{L \log(n) \delta}{\gamma p_{\text{A}}^*} \gtrsim \frac{1}{p_{\text{A}}^* \sqrt{p_{\text{O}}m}} \gtrsim \frac{nm \sqrt{p_{\text{O}}}}{\log(nm) \sqrt{m}} \gtrsim 1.$$

This completes the proof.

F.2. Proof of Theorem 3

Proof of Theorem 3 Finally, we proceed the proof of Theorem 3. Note that

$$\begin{aligned} & \text{TPR}_{\pi^*(\gamma)}(X_{\Omega}) - \text{TPR}_{\pi^{\text{EW}}(\gamma)}(X_{\Omega}) \\ &= \frac{\sum_{(i,j) \in \Omega} t_{ij}^* (1 - f_{ij}^*) - \sum_{(i,j) \in \Omega} t_{ij}^{\text{EW}} (1 - f_{ij}^*)}{\sum_{(i,j) \in \Omega} (1 - f_{ij}^*)} \\ &\leq \frac{\sum_{(i,j) \in \Omega} (t_{ij}^* - t_{ij}^{\text{EW}}) + (\sum_{(i,j) \in \Omega} t_{ij}^{\text{EW}} f_{ij}^* - \sum_{(i,j) \in \Omega} t_{ij}^* f_{ij}^*)}{\sum_{(i,j) \in \Omega} (1 - f_{ij}^*)}. \end{aligned}$$

Note that $\sum_{(i,j) \in \Omega} t_{ij}^* f_{ij}^* = \gamma \sum_{(i,j) \in \Omega} f_{ij}^*$ and $\sum_{(i,j) \in \Omega} t_{ij}^{\text{EW}} f_{ij}^* \leq \gamma \sum_{(i,j) \in \Omega} f_{ij}^*$ by Lemma 22. Furthermore, $\sum_{(i,j) \in \Omega} t_{ij}^{\text{EW}} \geq \sum_{(i,j) \in \Omega} t'_{ij}$ since $\{t'_{ij}\}$ is a feasible solution of \mathcal{P}^{EW} and the objective function of \mathcal{P}^{EW} maximizes $\sum_{(i,j) \in \Omega} t_{ij}^{\text{EW}}$ given the constraint. Hence,

$$\text{TPR}_{\pi^*(\gamma)}(X_{\Omega}) - \text{TPR}_{\pi^{\text{EW}}(\gamma)}(X_{\Omega}) \leq \frac{\sum_{(i,j) \in \Omega} (t_{ij}^* - t_{ij}^{\text{EW}})}{\sum_{(i,j) \in \Omega} (1 - f_{ij}^*)} \leq \frac{\sum_{(i,j) \in \Omega} (t_{ij}^* - t'_{ij})}{\sum_{(i,j) \in \Omega} (1 - f_{ij}^*)}.$$

Also, note that $\text{TPR}_{\pi^*(\gamma)}(X_{\Omega}) - \text{TPR}_{\pi^{\text{EW}}(\gamma)}(X_{\Omega}) \leq 1$ since $\text{TPR} \leq 1$ by definition. By Lemma 24,

$$\text{TPR}_{\pi^*(\gamma)}(X_{\Omega}) - \text{TPR}_{\pi^{\text{EW}}(\gamma)}(X_{\Omega}) \lesssim \frac{L \log(m) \delta}{\gamma p_{\text{A}}^*},$$

which completes the proof.