

# Non-convex Optimization via Adaptive Stochastic Search for End-to-End Learning and Control

**Ioannis Exarchos\***

Department of Computer Science  
Stanford University  
Stanford, CA 94305  
exarchos@stanford.edu

**Marcus A. Pereira\***

School of Aerospace Engineering  
Georgia Institute of Technology  
Atlanta, GA 30332  
marcus.pereira@gatech.edu

**Ziyi Wang**

School of Aerospace Engineering  
Georgia Institute of Technology  
Atlanta, GA 30332  
ziyiwang@gatech.edu

**Evangelos A. Theodorou**

School of Aerospace Engineering  
Georgia Institute of Technology  
Atlanta, GA 30332  
evangelos.theodorou@gatech.edu

## Abstract

In this work we propose the use of adaptive stochastic search as a building block for general, non-convex optimization operations within deep neural network architectures. Specifically, for an objective function located at some layer in the network and parameterized by some network parameters, we employ adaptive stochastic search to perform optimization over its output. This operation is differentiable and does not obstruct the passing of gradients during backpropagation, thus enabling us to incorporate it as a component in end-to-end learning. We study the proposed optimization module’s properties and benchmark it against two existing alternatives on a synthetic energy-based structured prediction task, and further showcase its use in stochastic optimal control applications.

## 1 Introduction

Deep learning has experienced a drastic increase in the diversity of neural network architectures, both in terms of proposed structure, as well as in the repertoire of operations that define the interdependencies of its elements. With respect to the latter, a significant amount of attention has been devoted to incorporating *optimization blocks or modules* operating at some part of the network. This has been motivated by large number of applications, including meta-learning [1–3], differentiable physics simulators [4], classification [5], GANs [6], reinforcement learning with constraints, latent spaces, or safety [7–10], model predictive control [11, 12], as well as tasks relying on the use of energy networks [13, 3], among many others. Local<sup>2</sup> optimization modules lead to *nested optimization* operations, as they interact with the global, end-to-end training of the network that contains them. Consider some component within the neural network architecture, e.g. a single layer, whose input and output are  $x_i \in \mathbb{R}^n$  and  $x_{i+1} \in \mathbb{R}^m$ , respectively. Within that layer, the input and output are linked via the solution of the following optimization problem:

$$x_{i+1} = \arg \min_x F(x; x_i, \theta), \quad (1)$$

\*Equal contribution.

<sup>2</sup>To distinguish between the optimization of the entire network as opposed to that of the optimization module, we frequently refer to the former as global or *outer-loop* optimization and to the latter as local or *inner-loop* optimization.

Preprint. Under review.

that is, the output  $x_{i+1}$  is defined as the solution to an optimization problem for which the input  $x_i$  remains temporarily fixed, i.e., acts as a parameter. Here,  $F(x; x_i, \theta) : \mathbb{R}^m \times \mathbb{R}^n \times \Theta \rightarrow \mathbb{R}$  is a function possibly further parameterized by some subset of the neural network parameters  $\theta \in \Theta$ . Note that  $x$  here is an independent variable which is free to vary. The result of this optimization could potentially also be subject to a set of (input-dependent) constraints, though in this paper we will consider only unconstrained optimization. It is also important to note that, depending on the problem,  $F$  can be a given function, or it can itself be represented by a multi-layer neural network (trained by the outer loop), in which case the aforementioned optimization layer consists of multiple sub-layers and is more accurately described as a *module* rather than a single layer. Examples of this type of optimization are structured prediction energy networks (e.g. [13]); another such example is [7] which treats the case of convex  $F(\cdot; x_i, \theta)$ .

We note that while in eq. (1) the variable of optimization is free to vary, some modules perform optimization over variables that are themselves elements of the greater network, and thus cannot be modified independently of their environment. In this case the optimization usually takes the form of an *adaptation with respect to an objective function* using some iterative update rule, typically gradient descent with respect to the aforementioned objective function, for a fixed number of steps. Crucially, the process is initialized with the variable value supplied by the network. This type of operation is particularly prevalent in meta-learning, see for example [1, 2]. Although we focus on the problem defined by eq. (1) for the purposes of establishing a formal definition, the optimization approach proposed in this paper can address general optimization or adaptation procedures that do not fit this narrow description.

In order to facilitate end-to-end learning over the entire network, the gradient of its loss function  $\mathcal{L}$  with respect to  $\theta$  will require during backpropagation passing the gradient of the module’s output  $x^{i+1}$  with respect to parameters  $\theta$  and  $x_i$ . Depending on the nature of the optimization problem under consideration, several procedures have been suggested; among them, particularly appealing is the case of convex optimization [14–16, 7], in which the aforementioned gradients can be computed efficiently through an application of the implicit function theorem to a set of optimality conditions, such as the KKT conditions. In the case of non-convex functions however, obtaining such gradients is not as straight-forward; solutions involve either by forming and solving a locally convex approximation of the problem or by unrolling gradient descent [17, 6, 13, 1, 8, 2, 18, 11]. Unrolling gradient descent approximates the arg min operator with a fixed number of gradient descent iterations during the forward pass and interprets these as an unrolled compute graph that can be differentiated through during the backward pass. One drawback in using this unrolled gradient descent operation however is the fact that doing so can lead to over-fitting to the selected gradient descent hyper-parameters, such as learning rate and number of iterations. Recently, a paper demonstrated promising results in alleviating this phenomenon by replacing these iterations of gradient descent by iterations of sampling-based optimization, in particular a differentiable approximation of the cross-entropy method [9]. While still unrolling the graph created by the fixed number of iterations, [9] showed empirically that no over-fitting to the hyper-parameters occurred by performing inference on the trained network with altered inner-loop optimization hyper-parameters. Another significant bottleneck in all methods involving graph unrolling is the number of iterations, which has to be kept low to prevent a prohibitively large graph during backprop, which is hard to train.

In this paper we propose Non-convex Optimization Via Adaptive Stochastic Search (NOVAS<sup>2</sup>), an optimization module for differentiable, non-convex optimization. The backbone of this module is adaptive stochastic search [19], a sampling-based method within the field of stochastic optimization, which has recently gained traction in the stochastic control community as an efficient way to implement trajectory optimization [20]. We experimentally demonstrate that the proposed method does not over-fit to the optimization hyper-parameters and, most importantly, that if the optimization fits the definition given by (1) (i.e., it is done over an independent variable rather than over an element of the network outside the module) there is no need to unroll the graph during the backpropagation of gradients. The latter advantage is critical, as it drastically reduces the size of the overall end-to-end computation graph, thus facilitating improved ability to learn with higher convergence rates, improved speed, and reduced memory requirements. Furthermore, it allows us to use a higher number of inner-loop iterations. Finally, we employ it in two optimal control problems using the framework of Forward and Backward Stochastic Differential Equations (FBSDEs): the first task, cartpole swing-up, can be addressed by already existing deep FBSDE methods, and merely serves as an example to validate the algorithm. The second problem is a 101-dimensional continuous-time portfolio selection

problem. This optimal control problem belongs to a class of problems that was previously impossible to address with the existing deep FBSDE framework, thus resulting in a new state-of-the-art.

## 2 Further Background and Related Work

**Relation to Differentiable Cross-Entropy:** Particular importance should be given to a recent paper [9], since, to the best of our knowledge, is the first to suggest sampling-based optimization instead of gradient descent, and features some similarities with our approach. The authors in [9] propose a differentiable approximation of the cross-entropy method (CEM) [21, 22], called differentiable cross-entropy (DCEM). To obtain this approximation, they need to approximate CEM’s eliteness threshold operation, which is non-differentiable. This is done by solving an additional, convex optimization problem separately for each inner loop step (and separately for each sample of  $x_i$  in the batch, resulting in a total of  $N \times M \times K$  *additional convex optimization problems*, with  $N$ : batch size,  $M$ : number of inner loop iterations,  $K$ : number of outer loop iterations, i.e. training epochs). After CEM has been locally approximated by DCEM, they replace the usual inner-loop gradient descent steps with DCEM steps, and the entire inner-loop optimization graph is unrolled during the backward pass. Our method differs from this approach in the following ways: 1. we employ the already differentiable adaptive stochastic search algorithm, thus not having to solve any additional optimization problem to obtain a differentiable approximation, and most importantly, 2. In the case of inner-loop optimization over an independent variable (e.g., such as the problem defined by eq. (1)), we *do not unroll the optimization graph, but instead pass the gradients only through the last inner-loop iteration*. This drastically reduces its size during backpropagation, increasing speed, reducing memory requirements, and facilitating easier learning.

**Sampling-based Optimization and Control:** Adaptive stochastic search [19] is a sampling-based method within stochastic optimization that transforms the original optimization problem via a probabilistic approximation. It has recently gained traction as a method within the control community [20] mainly due to its versatility as a general optimizer, but also because the resulting control law shares astonishing similarities with two further control frameworks, that of path integral control (e.g., [23]) and derived through Hamilton-Jacobi-Bellman theory, and information theoretic control (e.g., [24]), derived through information theoretic principles such as free energy and relative entropy. With respect to other sampling-based optimization procedures, a comparable approach is CEM [21, 22]. In contrast to adaptive stochastic search, CEM is non-differentiable (due to the eliteness threshold) and the parameters are typically updated *de novo* in each iteration, rather than as a gradient descent update to the parameter values of the previous iteration. In the case of Gaussian distributions, the difference between CEM and adaptive stochastic search boils down to the following: in adaptive stochastic search, the mean gets updated by calculating the average of all sampled variable values *weighted* by a typically exponential mapping of their corresponding objective function values, whereas in CEM only the top- $k$  performing values are used, and are weighted equally. Furthermore, this difference can be made even smaller if one replaces the exponential mapping in the former method with a differentiable (sigmoid) function that approximates the eliteness operation. More details are available in the Supplementary Material Section.

**Deep Learning Approaches on PDEs and FBSDEs:** There has been a recent surge in research and literature in applying deep learning to approximate solutions of high-dimensional partial differential equations (PDEs). By and large, this has been accomplished by exploiting a fundamental relationship between certain parabolic or elliptic PDEs and systems of Forward and Backward Stochastic Differential Equations (FBSDEs), a relationship which is established by a series of lemmas, the first of this type tracing back to Feynman and Kac (see for example [25]). Rather than solving the PDE, one can solve the equivalent system of FBSDEs, which can be interpreted as a stochastic equivalent to a two-point boundary value problem. In employing deep learning to solve FBSDE systems, most notable is the use of Deep FBSDEs [26, 27]. While applied in high-dimensional PDEs, these results have seen very limited applicability in the field of optimal control. Indeed, the Hamilton-Jacobi-Bellman (HJB) PDE in control theory has a much more complicated structure, and in its general form involves a min operator applied on its Hamiltonian term over the control input. Exploiting certain structures of system dynamics and cost functions, [28–30] developed a framework for control using FBSDEs, which was then translated to a deep neural network setting in [31, 32]. The work in this paper extends the class of systems addressed by the deep FBSDE approach by relaxing the requirements on the form of dynamics and cost (e.g., the dynamics to be affine in control and

the cost to be quadratic in control) necessary in the aforementioned publications in order to perform the minimization in the Hamiltonian explicitly. As a by-product, this work also extends the class of PDEs that can be solved with deep FBSDE methods to include min and/or max operators in their definition, thus including the general HJB PDE class. More information concerning the deep FBSDE framework can be found in the Supplementary Material.

### 3 Non-convex Optimization Via Adaptive Stochastic Search

The cornerstone of our approach is a method within stochastic optimization called *adaptive stochastic search* [19]. Adaptive stochastic search addresses the general maximization<sup>3</sup> problem

$$x^* \in \arg \max_{x \in \mathcal{X}} F(x), \quad \mathcal{X} \subseteq \mathbb{R}^n, \quad (2)$$

with  $\mathcal{X}$  being non-empty and compact, and  $F : \mathcal{X} \rightarrow \mathbb{R}$  a real-valued, non-convex, potentially discontinuous and non-differentiable function. Instead of dealing with this function that lacks desirable properties, adaptive stochastic search proposes the solution of a stochastic approximation of this problem in which  $x$  is drawn from a selected probability distribution  $f(x; \rho)$  of the exponential family with parameters  $\rho$  and solve

$$\rho^* = \arg \max_{\rho} \int F(x) f(x; \rho) dx = \mathbb{E}_{\rho} [F(x)].$$

This new objective function, due to its probabilistic nature, exhibits desirable properties for optimization. Algorithmically, this can be facilitated by introducing a natural log and a shape function  $S(\cdot) : \mathbb{R} \rightarrow \mathbb{R}^+$  which is continuous, non-decreasing, and with a non-negative lower bound (an example of such a function would be the exponential). Due to their properties, passing  $F(x)$  through  $S(\cdot)$  and the log does not affect the optimal solution. The final optimization problem is then

$$\rho^* = \arg \max_{\rho} \ln \int S(F(x)) f(x; \rho) dx = \ln \mathbb{E}_{\rho} [S(F(x))]. \quad (3)$$

To address this optimization problem, one can sample candidate solutions  $x$  from  $f(x; \rho)$  in the solution space  $\mathcal{X}$ , and then use a gradient ascent method on eq. (3) to update the parameter  $\rho$ . Depending on the chosen probability distribution for sampling  $x$ , a closed-form solution for the gradient of the above objective function with respect to  $\rho$  is available. Thus, while still being a sampling-based method at its core, adaptive stochastic search employs gradient ascent on a *probabilistic mapping* of the initial objective function. While any probability density function of the exponential family will work, in our work we sample  $x$  from a Gaussian distribution. The resulting update scheme is given in Alg. 1, with more details concerning its derivation and implementation given in the Supplementary Material section.

As described in the introduction, the standard approach employed in the literature for non-convex inner-loop optimization is to apply an optimization procedure (either gradient descent or DCEM) for a fixed number of iterations during the forward pass and interpret these as an unrolled compute graph that can be differentiated through during the backward pass. In this work we argue that this needs to be done only in cases where the variable of optimization is also an element of the network outside the inner-loop. The inner-loop then takes the variable supplied by the outer part of the network and performs adaptation with respect to an objective function using, e.g., gradient descent with respect to the inner-loop objective function, for a fixed number of steps. Crucially, the process is initialized with the variable value supplied by the network; the backward pass needs to pass through the optimization module and also needs to flow through the input of the variable of optimization in the module. Thus, the variable's values pre- and post-adaptation need to be linked via the unrolled computational graph of the adaptation. However, in the case in which the variable of optimization is not an input to the layer, but rather is allowed to vary freely and independently of the outer part of the network (e.g. as described by problem (1)), such a process is not only unnecessary, but further leads to complications such as reduced network trainability and learning speed, as well as increased memory usage and computation time. Given that in this case the variable of optimization is initialized by what is typically

<sup>3</sup>While presented for maximization, we deploy it for minimization by switching the sign of the objective function.

---

**Algorithm 1:** Non-convex Optimization Via Adaptive Stochastic Search (NOVAS<sup>2</sup>)

---

**Given:**

Objective function  $f_\theta(\cdot; x_i)$

**Parameters:**

Initial  $\mu$  and  $\sigma$ , learning rate  $\alpha$ , shape function  $S$ , number of samples  $M$ , number of iterations  $N$ , small positive number  $\varepsilon = 10^{-3}$  (sampling variance lower bound);

**for**  $n = 1$  **to**  $N$  or convergence criterion **do**

Generate  $M$  samples of  $x^m = \mu_n + \Delta x^m$ ,  $\Delta x^m \sim \mathcal{N}(0, \sigma^2)$ ,  $m = 1, \dots, M$ ;

**for**  $m = 1$  **to**  $M$  (*vectorized operation*) **do**

Evaluate  $f^m = f(x^m)$  for maximization or  $f^m = -f(x^m)$  for minimization;

Subtract baseline  $f^m = f^m - \min_m(f^m)$ ;

Apply shape function  $S^m = S(f^m)$ ;

Normalize  $S^m = S^m / \sum_{m=1}^M S^m$ ;

**end for**

Update  $\mu_{n+1} = \mu_n + \alpha \sum_{m=1}^M S^m \Delta x^m$ ,  $\sigma_{n+1} = \text{sqrt}(\sum_{m=1}^M S^m (\Delta x^m)^2 + \varepsilon)$ ;

**end for**

**return**  $x_{i+1} = \mu_N$

---

no more than a random guess, there is no need to trace the gradients during backpropagation all the way back to that random guess.

After fixing a number of iterations for optimization, say,  $n$ , a simple way to implement NOVAS<sup>2</sup> in a non-unrolled fashion is to take  $n - 1$  of the iterations off the graph and perform only the  $n$ -th on graph. This amounts essentially to getting a good initial guess solution and performing a single step. The latter is enough to supply gradient passing as it relates to the relevant, optimized value  $x^*$ , rather than the intermediate steps forming the trajectory from its initial guess to its final optimal value. From a coding perspective, most automatic differentiation packages allow for localized deactivation of gradient information flow; in PyTorch this is as simple as adding a “with torch.no\_grad():” for the  $n - 1$  first iterations.

## 4 Applications

In this section we explore the properties of NOVAS<sup>2</sup> and test its applicability in a few problems involving end-to-end learning. The first task is a Structured Prediction Energy Network (SPEN) learning task, which we adopted directly from [9]. We found it to be an ideal environment to test NOVAS<sup>2</sup> against unrolled DCEM and unrolled gradient descent because it is simple, allows for fast training, and, being two-dimensional, one can visualize the results. We would like to stress that this is merely an example for illustrating various algorithm differences and behavior rather than a claim on state-of-the-art results in the domain of SPENs. We then address two optimal control problems by augmenting the deep FBSDE framework with NOVAS<sup>2</sup>: the first problem is the cart-pole swing-up task, a low-dimensional problem that has been successfully addressed with already existing deep FBSDE approaches that exploit the structure of dynamics and cost (dynamics are affine in control and the cost is quadratic in the control) in order to perform minimization of the Hamiltonian explicitly. This problem merely serves as a means to validate the NOVAS<sup>2</sup>-FBSDE algorithm. The second problem demonstrates the establishment of a new state-of-the-art in solving high-dimensional HJB PDEs using the deep FBSDE method; specifically, we address a continuous-time portfolio optimization problem that leads to a general (i.e., without an explicit solution for the min operator) HJB PDE in 101 dimensions. This HJB PDE form, which served as our initial motivation to investigate nested optimization problems, could not be addressed by deep FBSDE methods previously.

### 4.1 Structured Prediction Energy Networks

The goal in energy-based learning is to estimate a conditional probability  $\mathbb{P}(y|x)$  of an output  $y \in \mathcal{Y}$  given an input  $x \in \mathcal{X}$  using a parameterized energy function  $E(x, y; \theta) : \mathcal{X} \times \mathcal{Y} \times \Theta \rightarrow \mathbb{R}$ , wherein  $\theta \in \Theta$  are the energy function’s trainable parameters. The conditional probability is approximated as  $\mathbb{P}(y|x) \propto \exp(-E(y; x, \theta))$ . Predictions can be made by minimizing the trained energy function

with respect to  $y$ :

$$\hat{y} = \arg \min_y E(x, y; \theta). \quad (4)$$

Initially studied in the context of linear energy functions [33, 34], the field recently adopted deep neural networks called structured prediction energy networks (SPENs) [35] to increase the complexity of learned energy functions. In particular, [13] suggested training SPENs in a supervised manner; unrolled gradient descent is used to obtain  $\hat{y}$  which then compared to the ground-truth  $y^*$  by a suitable loss function. Mimicking the unrolled gradient descent suggested by [13], [9] replaced the gradient descent operations with differentiable cross entropy iterations, also using an unrolled computation graph during backpropagation. Here we adopt the same example as in [9] to benchmark NOVAS<sup>2</sup> against unrolled gradient descent and unrolled dcem, compare their properties, and further show that unrolling the inner-loop graph is not necessary. We consider the simple regression

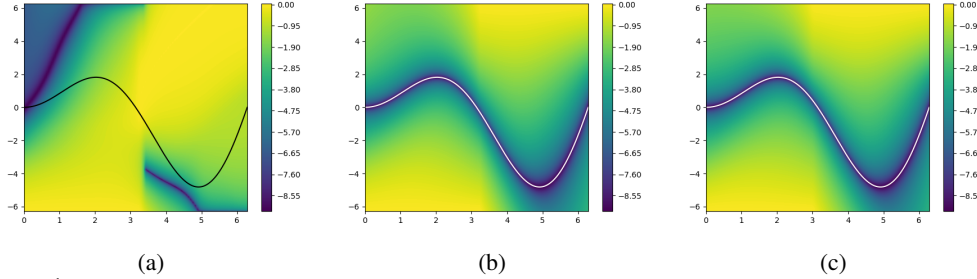


Figure 1: **Learned energy functions:** plots depict the log of the normalized energy function trained using 10 inner loop iterations of (a) unrolled gradient descent (reproduced from [9]), (b) NOVAS<sup>2</sup> with the entire inner-loop graph unrolled, and (c) NOVAS<sup>2</sup> without unrolling (only the last iteration on-graph). Black/white curve denotes the ground truth solution  $x \sin(x)$ .

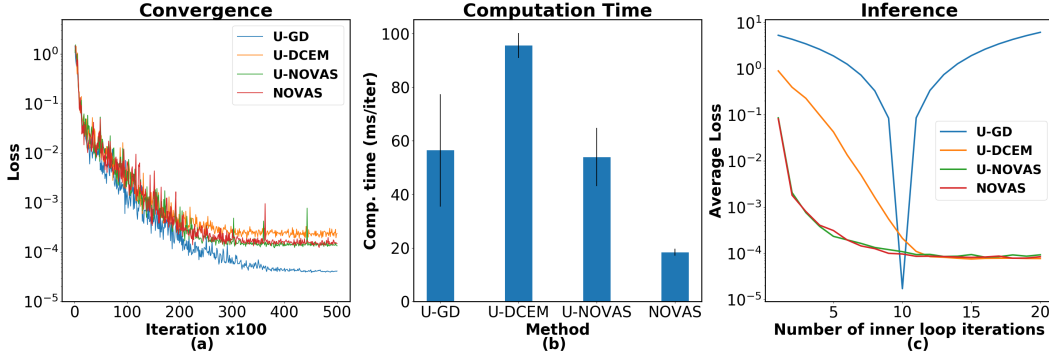


Figure 2: **Convergence analysis and computation time:** (a). convergence and (b). computation time for unrolled gradient descent (U-GD), unrolled DCEM (U-DCEM), NOVAS<sup>2</sup> in unrolled mode (U-NOVAS) and without unrolling (NOVAS). In terms of speed, NOVAS<sup>2</sup> offers an approximate speedup of 5x compared to U-DCEM, and if unrolled is on-par with U-GD. (c). **Inference on trained models with altered inner-loop parameters:** All models were trained using 10 inner loop iterations. Unrolled GD causes the energy network to over-fit to that number (as noted in [9]). Unrolled DCEM does not suffer from this phenomenon, but optimization seems to be less efficient (more inner-loop iterations are required for the same loss as NOVAS<sup>2</sup>). NOVAS<sup>2</sup>, in both its regular and unrolled form does not over-fit, and is the most efficient.

task where ground-truth data are generated from  $f(x) = x \sin(x)$ ,  $x \in [0, 2\pi]$ , and we use a neural network of 4 hidden layers to approximate  $E$ . This problem belongs to the class of problems described by eq. (1) in the introduction: the variable of optimization,  $y$ , is not an input to the optimization module from the exterior part of the network. The energy function represented by the multi-layer neural network defines the objective function *within* the module (that is, it corresponds to  $F(\cdot; x_i, \theta)$  of eq. (1)). While in this case the entire network is within the module, the input could instead be features extracted from an anterior part of the network, e.g. through convolution. The results are shown in Figs. 1 and 2. As can be seen from Fig. 2(a), unrolled gradient descent converges to a very low loss value (which implies good regression performance), but the trained energy function does not reflect the ground-truth relationship, Fig. 1(a). This implies a “faulty” inner-loop optimization, which the energy network itself learns to compensate for. The result resembles more ordinary regression

than energy-based structured prediction, since no useful structure is learned; furthermore, changing the inner-loop optimization parameters during inference (after training) leads to an operation that the energy network has not learned to compensate for, as seen in Fig. 2(c). The sampling-based methods of unrolled DCEM and NOVAS<sup>2</sup> both alleviate this phenomenon by learning the correct energy landscape. Furthermore, as seen in Fig. 1(b) and (c), unrolling the graph is unnecessary, and avoiding it leads to a significant speed-up, 5x with respect to unrolled DCEM, Fig. 2(b). Interestingly, an additional benefit is that NOVAS<sup>2</sup> seems to offer a greater inner-loop convergence rate than DCEM (Fig. 2(c)). Due to the simplicity of this example, there is no learning inhibition when using an unrolled graph, as seen from the comparison between NOVAS<sup>2</sup> and unrolled NOVAS<sup>2</sup>. However, this can be the case in more complex tasks and network architectures, as we shall see in Section 4.2. Further details are given in the Supplementary Material section.

## 4.2 Control using FBSDEs

### 4.2.1 Cart-pole swing-up task

We first validate the NOVAS<sup>2</sup>-FBSDE algorithm by solving a task whose special structure (dynamics affine in control and cost function quadratic in control) allows for a closed-form solution for the min operator of the Hamiltonian. Because of this special structure, this task can be solved by already existing deep FBSDE approaches (e.g., [31]). Here, we replace the minimization explicit solution with NOVAS<sup>2</sup>. The results are shown in Fig. 3, and are in accordance with results obtained using explicit minimization (see Fig. 6 in [31]). Equations and implementation details are given in the Supplementary Material.

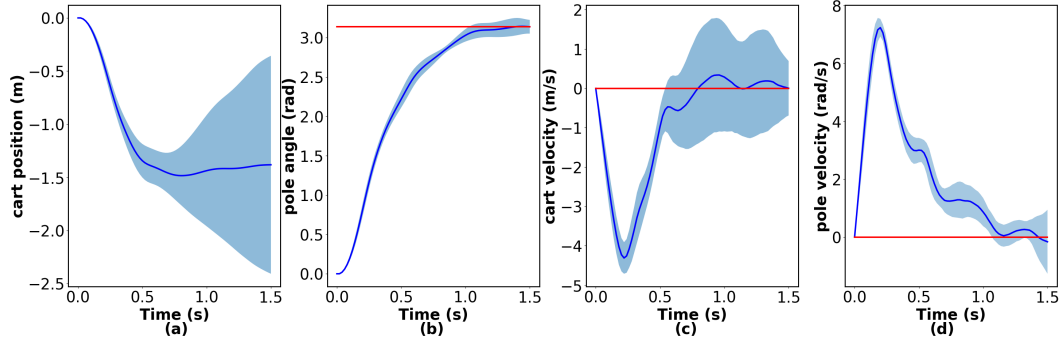


Figure 3: **Cartpole:** Validation of the NOVAS<sup>2</sup>-FBSDE algorithm on a task that allows explicit minimization of the Hamiltonian with respect to the control. Replacing the explicit minimization with NOVAS<sup>2</sup> leads to the same solution (compare with Fig. 6 in [31]). (a) cart position, (b) pole angle, (c) cart velocity (d) pole angular velocity. Blue line denotes mean trajectory, shaded regions show controller’s response to injected noise. Target states are indicated with red. Plots above show statistics over 128 test trials.

### 4.2.2 High-dimensional, continuous-time portfolio selection

We now demonstrate that augmenting the deep FBSDE method with NOVAS<sup>2</sup> allows us to solve general, high-dimensional HJB PDEs by employing NOVAS<sup>2</sup>-FBSDE on a stock portfolio optimization problem, defined as follows: we consider a market index  $I$  that consists of  $N = 100$  stocks, and select a subset of  $M = 20$  of those for trading. There is also a risk-less asset with (relatively low) return rate. We may invest an initial wealth capital  $W$  among these  $20 + 1$  assets, and the goal is to control the percentage allocation among these assets *over time* such that the wealth outperforms the market index *in probability*. This optimal control formulation leads to a HJB PDE on a state space of  $100 + 1$  dimensions (100 stocks of the market plus the wealth process, which incorporates the risk-less asset dynamics). Volatility clearly dominates in such short-term horizons, so a successful trading strategy would be one that increases the odds of beating the market average compared to a random selection. *Index-tracking* and *wealth-maximization* have long been the subject of study from a controls perspective [36, 37], though with limited results due to the difficulty in dealing with such high uncertainties. [36] investigates a low-dimensional variant of this problem (5 stocks, 3 traded) but does not enforce the constraint that allocation can only be positive (thus leading to negative investments, i.e. borrowing money from stocks), and *tracks* the index (thus paying a penalty also when the portfolio outperforms the index) due to the approach being restricted to consider only quadratic cost functions.

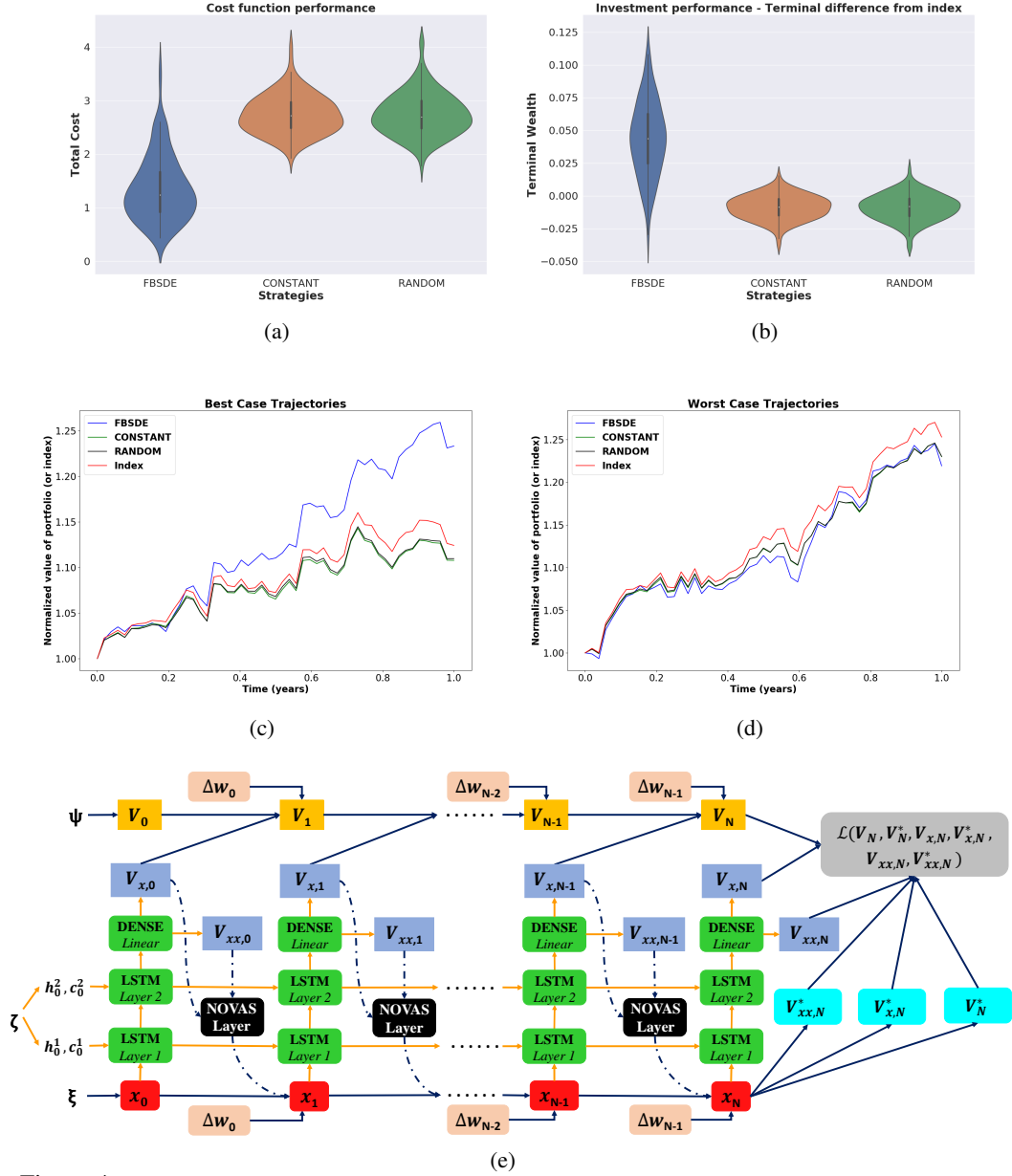


Figure 4: **Portfolio Optimization**: (a) Violin plots for the comparison of trading strategies. The FBSDE controller outperforms in probability both strategies of equal and random allocation among traded stocks. (b) Wealth - market index difference ( $W - I$ ) at the end of one year for the three investment strategies. (c) Trajectory corresponding to the lowest cost (best case). (d) Trajectory corresponding to the highest cost (worst case). (e) Neural network architecture.

We avoid these and enforce positive investments only by applying a softmax on the control input, and use  $(\text{softplus}(I - W))^2$  as cost function to incentivize outperforming rather than tracking the index. We consider two alternative investment strategies as baselines: a constant and equal allocation among all traded assets, as well as random allocations. The results are shown in Fig. 4. As indicated by the violin plots, the FBSDE investment strategy outperforms in probability the two alternative strategies, and is the only one who outperforms the market index (by almost 5% on average) at the end of the planning horizon of one year. These statistics are obtained by running 128 market realizations with *test set* volatility profiles (noise profiles not seen during training or validation). The neural network architecture used is shown in Fig. 4(e). All equations and implementation details are provided in the Supplementary Material section. *We note that solving this problem in an unrolled*



*graph setting was not possible*: either because it was impossible to facilitate learning when a high number of inner-loop iterations was applied (presumably due to the excessive total graph depth), or because of memory issues. Thus, eliminating the unrolled graph is absolutely critical in this case.

## Broader Impact

In this paper we presented NOVAS<sup>2</sup>, an optimization module for differentiable, non-convex inner-loop optimization that can be incorporated in end-to-end learning architectures involving nested optimizations. We demonstrated its advantages over alternative algorithms such as unrolled gradient decent and DCEM on a SPEN benchmark. After validating the combination of NOVAS<sup>2</sup> with the deep FBSDE framework on the well-known cart-pole swing-up task, we showed that NOVAS<sup>2</sup> allows us to expand the class of PDEs that can be addressed by the deep FBSDE method while resisting the curse of dimensionality, as demonstrated by the solution of a 101-dimensional HJB PDE associated with a portfolio optimization problem.

While initially motivated by the field of deep FBSDEs and HJB PDEs, NOVAS<sup>2</sup> is a *general purpose* differentiable non-convex optimization approach that has applicability in every application domain of optimization dealing with non-convex objective functions. Therefore, we believe that the proposed optimization module, owing to its broad description and its generality, could be useful in a plethora of other applications involving nested optimization operations. We hope that the results of this work will inspire continued investigation.

## Acknowledgments and Disclosure of Funding

This research was supported by AWS Machine Learning Research Awards and NASA Langley. We would also like to thank Brandon Amos for sharing his code for the example of Section 4.1 with us, which allowed us to reproduce his results and benchmark all algorithms.

## References

- [1] Chelsea Finn, Pieter Abbeel, and Sergey Levine. Model-agnostic meta-learning for fast adaptation of deep networks. In *Proceedings of the 34th International Conference on Machine Learning-Volume 70*, pages 1126–1135. JMLR. org, 2017.
- [2] Andrei A Rusu, Dushyant Rao, Jakub Sygnowski, Oriol Vinyals, Razvan Pascanu, Simon Osindero, and Raia Hadsell. Meta-learning with latent embedding optimization. *arXiv preprint arXiv:1807.05960*, 2018.
- [3] Sergey Bartunov, Jack W Rae, Simon Osindero, and Timothy P Lillicrap. Meta-learning deep energy-based memory models. *arXiv preprint arXiv:1910.02720*, 2019.
- [4] Filipe de Avila Belbute-Peres, Kevin Smith, Kelsey Allen, Josh Tenenbaum, and J. Zico Kolter. End-to-end differentiable physics for learning and control. In S. Bengio, H. Wallach, H. Larochelle, K. Grauman, N. Cesa-Bianchi, and R. Garnett, editors, *Advances in Neural Information Processing Systems 31*, pages 7178–7189. Curran Associates, Inc., 2018.
- [5] Brandon Amos, Vladlen Koltun, and J Zico Kolter. The limited multi-label projection layer. *arXiv preprint arXiv:1906.08707*, 2019.
- [6] Luke Metz, Ben Poole, David Pfau, and Jascha Sohl-Dickstein. Unrolled generative adversarial networks. *arXiv preprint arXiv:1611.02163*, 2016.
- [7] Brandon Amos and J Zico Kolter. Optnet: Differentiable optimization as a layer in neural networks. In *Proceedings of the 34th International Conference on Machine Learning-Volume 70*, pages 136–145. JMLR. org, 2017.
- [8] Aravind Srinivas, Allan Jabri, Pieter Abbeel, Sergey Levine, and Chelsea Finn. Universal planning networks. *arXiv preprint arXiv:1804.00645*, 2018.
- [9] Brandon Amos and Denis Yarats. The differentiable cross-entropy method. *arXiv preprint arXiv:1909.12830*, 2019.
- [10] Richard Cheng, Gábor Orosz, Richard M Murray, and Joel W Burdick. End-to-end safe reinforcement learning through barrier functions for safety-critical continuous control tasks. In *Proceedings of the AAAI Conference on Artificial Intelligence*, volume 33, pages 3387–3395, 2019.

- [11] Brandon Amos, Ivan Jimenez, Jacob Sacks, Byron Boots, and J Zico Kolter. Differentiable MPC for end-to-end planning and control. In *Advances in Neural Information Processing Systems*, pages 8289–8300, 2018.
- [12] Marcus Pereira, David D Fan, Gabriel Nakajima An, and Evangelos Theodorou. MPC-inspired neural network policies for sequential decision making. *arXiv preprint arXiv:1802.05803*, 2018.
- [13] David Belanger, Bishan Yang, and Andrew McCallum. End-to-end learning for structured prediction energy networks. In *Proceedings of the 34th International Conference on Machine Learning-Volume 70*, pages 429–439. JMLR. org, 2017.
- [14] Stephen Gould, Basura Fernando, Anoop Cherian, Peter Anderson, Rodrigo Santa Cruz, and Edison Guo. On differentiating parameterized argmin and argmax problems with application to bi-level optimization. *CoRR*, abs/1607.05447, 2016.
- [15] Matthew J Johnson, David K Duvenaud, Alex Wiltchko, Ryan P Adams, and Sandeep R Datta. Composing graphical models with neural networks for structured representations and fast inference. In *Advances in neural information processing systems*, pages 2946–2954, 2016.
- [16] Brandon Amos, Lei Xu, and J Zico Kolter. Input convex neural networks. In *Proceedings of the 34th International Conference on Machine Learning-Volume 70*, pages 146–155. JMLR. org, 2017.
- [17] Justin Domke. Generic methods for optimization-based modeling. In *Artificial Intelligence and Statistics*, pages 318–326, 2012.
- [18] Jakob Foerster, Richard Y Chen, Maruan Al-Shedivat, Shimon Whiteson, Pieter Abbeel, and Igor Mordatch. Learning with opponent-learning awareness. In *Proceedings of the 17th International Conference on Autonomous Agents and MultiAgent Systems*, pages 122–130. International Foundation for Autonomous Agents and Multiagent Systems, 2018.
- [19] Enlu Zhou and Jiaqiao Hu. Gradient-based adaptive stochastic search for non-differentiable optimization. *IEEE Transactions on Automatic Control*, 59(7):1818–1832, 2014.
- [20] George I. Boutselis, Ziyi Wang, and Evangelos A. Theodorou. Constrained sampling-based trajectory optimization using stochastic approximation. *arXiv preprint arXiv:1911.04621*, 2019.
- [21] Reuven Y Rubinstein. Combinatorial optimization, cross-entropy, ants and rare events. In *Stochastic optimization: algorithms and applications*, pages 303–363. Springer, 2001.
- [22] Pieter-Tjerk De Boer, Dirk P Kroese, Shie Mannor, and Reuven Y Rubinstein. A tutorial on the cross-entropy method. *Annals of operations research*, 134(1):19–67, 2005.
- [23] Evangelos A. Theodorou, Jonas Buchli, and Stefan Schaal. A generalized path integral approach to reinforcement learning. *Journal of Machine Learning Research*, 11:3137–3181, 2010.
- [24] Grady Williams, Paul Drews, Brian Goldfain, James M Rehg, and Evangelos A. Theodorou. Information-theoretic model predictive control: Theory and applications to autonomous driving. *IEEE Transactions on Robotics*, 34(6):1603–1622, 2018.
- [25] Etienne Pardoux and Shige Peng. Adapted solution of a backward stochastic differential equation. *Systems & Control Letters*, 14(1):55–61, 1990.
- [26] Jiequn Han, Arnulf Jentzen, and E Weinan. Solving high-dimensional partial differential equations using deep learning. *Proceedings of the National Academy of Sciences*, 115(34):8505–8510, 2018.
- [27] Maziar Raissi. Forward-backward stochastic neural networks: Deep learning of high-dimensional partial differential equations. *arXiv preprint arXiv:1804.07010*, 2018.
- [28] Ioannis Exarchos and Evangelos A. Theodorou. Stochastic optimal control via forward and backward stochastic differential equations and importance sampling. *Automatica*, 87:159–165, 2018.
- [29] Ioannis Exarchos, Evangelos A Theodorou, and Panagiotis Tsiotras. Stochastic  $L^1$ -optimal control via forward and backward sampling. *Systems & Control Letters*, 118:101–108, 2018.
- [30] Ioannis Exarchos, Evangelos Theodorou, and Panagiotis Tsiotras. Stochastic differential games: A sampling approach via FBSDEs. *Dynamic Games and Applications*, 9(2):486–505, Jun 2019.
- [31] Marcus A Pereira, Ziyi Wang, Ioannis Exarchos, and Evangelos A Theodorou. Learning deep stochastic optimal control policies using forward-backward SDEs. In *Robotics: Science and Systems*, 2019.

- [32] Ziyi Wang, Keuntaek Lee, Marcus A Pereira, Ioannis Exarchos, and Evangelos A Theodorou. Deep forward-backward SDEs for min-max control. In *58th IEEE Conference on Decision and Control (CDC), Nice, France, December 11-13*, pages 6807–6814, 2019.
- [33] Ben Taskar, Vassil Chatalbashev, Daphne Koller, and Carlos Guestrin. Learning structured prediction models: A large margin approach. In *Proceedings of the 22nd international conference on Machine learning*, pages 896–903, 2005.
- [34] Yann LeCun, Sumit Chopra, Raia Hadsell, M Ranzato, and F Huang. A tutorial on energy-based learning. *Predicting structured data*, 1(0), 2006.
- [35] David Belanger and Andrew McCallum. Structured prediction energy networks. In *International Conference on Machine Learning*, pages 983–992, 2016.
- [36] J. A. Primbs. Portfolio optimization applications of stochastic receding horizon control. In *2007 American Control Conference*, pages 1811–1816, July 2007.
- [37] Se Yung Bae, Junkee Jeon, and Hyeng Keun Koo. Continuous-time portfolio selection: A cursory survey. *Frontiers in Applied Mathematics and Statistics*, 6:4, 2020.
- [38] Marcus A Pereira, Ziyi Wang, Tianrong Chen, Emily Reed, and Evangelos A Theodorou. Deep 2FBSDEs for systems with control multiplicative noise. *arXiv*, pages arXiv–1906, 2019.
- [39] Adam Paszke, Sam Gross, Francisco Massa, Adam Lerer, James Bradbury, Gregory Chanan, Trevor Killeen, Zeming Lin, Natalia Gimelshein, Luca Antiga, Alban Desmaison, Andreas Kopf, Edward Yang, Zachary DeVito, Martin Raison, Alykhan Tejani, Sasank Chilamkurthy, Benoit Steiner, Lu Fang, Junjie Bai, and Soumith Chintala. PyTorch: An imperative style, high-performance deep learning library. In *Advances in Neural Information Processing Systems 32*, pages 8024–8035. Curran Associates, Inc., 2019.

## Supplementary Material

### A. NOVAS<sup>2</sup>: Derivation and Implementation Details

Given the optimization problem defined in (3) we calculate the gradient with respect to the sampling distribution parameter  $\rho$

$$\nabla_{\rho} \ln \int S(F(x))f(x; \rho)dx = \frac{\int S(F(x))\nabla_{\rho} f(x; \rho)dx}{\int S(F(x))f(x; \rho)dx}, \quad (5)$$

$$= \frac{\int S(F(x))\nabla_{\rho} \ln f(x; \rho)f(x; \rho)dx}{\int S(F(x))f(x; \rho)dx}, \quad (6)$$

$$= \frac{\mathbb{E}[S(F(x))\nabla_{\rho} \ln f(x; \rho)]}{\mathbb{E}[S(F(x))]}, \quad (7)$$

where the second equality is obtained using the log trick. The exponential family distribution is characterized by the probability distribution function

$$f(x; \rho) = \exp(\rho^T T(x) - A(\rho)), \quad (8)$$

where  $T(x)$  is the vector of sufficient statistics and  $A(\rho) = \ln\{\int \exp(\rho^T T(x))dx\}$ . The gradient with respect to log distribution can then be calculated as

$$\nabla_{\rho} \ln f(x; \rho) = T(x) - \nabla_{\rho} A(\rho). \quad (9)$$

A Gaussian  $\mathcal{N}(\mu, \Sigma)$  is fully defined by its mean and covariance, but one can choose to optimize (3) only over the mean, and sample using a fixed covariance. This results in the following parameters of the distribution:

$$T(x) = \Sigma^{-1/2}x, A(\rho) = \Sigma^{-1/2}\mu, \quad (10)$$

and the gradient can be calculated as

$$\nabla_{\rho} \ln \mathbb{E}[S(F(x))f(x; \rho)] = \frac{\mathbb{E}[S(F(x))(x - \mu)]}{\mathbb{E}[S(F(x))]} \quad (11)$$

One reason for choosing to optimize over the mean only is the simplicity of the resulting update expression, as well as numerical reasons, since applying gradient descent on the covariance matrix can lead to non-positive definiteness if the initial values or the learning rate are not chosen carefully. An intermediate solution between using a fixed covariance matrix and its gradient descent-based update law is assuming a diagonal covariance matrix and calculating each element of the diagonal via a simple weighted empirical estimator. The resulting update scheme is given in Alg. 1. Note that we also investigated using the full gradient descent-based update rule for the covariance, as well as the use of the Hessian of the objective function (3) and other techniques like momentum, line search, trainable optimization hyper-parameter values etc. to speed up convergence, but the results were inconclusive as to their additional benefit. We tested two different shape functions:  $S(y; \kappa) = \exp(\kappa y)$ , as well as a shape function suggested by [19], namely  $S(y; \kappa, \gamma) = (y - y_{\min}) / (1 + \exp(-\kappa(y - \gamma)))$ , where  $y_{\min}$  is the minimum of the sampled values and  $\gamma$  is the  $n$ -th biggest value of the assorted  $y$  values. For the first choice it is numerically advantageous to include the normalization step in the function definition and replace the exponential with the softmax function. The latter choice is a differentiable function approximating the level/indicator function used in CEM. Though both shape functions exhibited similar performance, we noticed that the former was slightly faster, and the latter lead to slightly more accurate results in the SPEN example (but not in the FBSDE example, where they were equivalent). All parameter values such as  $\kappa$  can be made trainable parameters of the network, though we did not notice an improvement in doing so. In fact, the algorithm seems to be quite insensitive to its parameter values including the learning rate  $\alpha$ , with the sole exception of  $\sigma$  which does indeed affect its output significantly.

### B. Stochastic Optimal Control using FBSDEs

In this section we show that combining NOVAS<sup>2</sup> with the deep FBSDE framework allows us to extend the capabilities of the latter framework [31, 38, 32] in addressing Stochastic Optimal Control (SOC) problems. Specifically, in contrast to the aforementioned existing literature which requires dynamics to be affine in control and the cost to be quadratic in the control in order to perform explicit minimization of the Hamiltonian term in the associated HJB PDE, we may address the most general case of dynamics and cost functions. Then, because the Hamiltonian can have any arbitrary non-linear dependence on the control, the resulting minimization problem is generally non-convex and does not have a closed-form solution. Moreover, for utilization within the deep FBSDE controller framework, the non-convex optimizer must be differentiable. This makes NOVAS<sup>2</sup> a good fit for such problems. Finally, the ability to avoid unrolling the computation graph is crucial here, as the non-convex Hamiltonian minimization procedure is performed at every time step. We shall first present the general SOC

problem which we intend to address using NOVAS<sup>2</sup>, and then show how the existing literature on control using deep FBSDEs avoids numerical optimization by placing restrictions on the structure of the problem.

In its most general form, consider a SOC problem with the goal of minimizing an expected cost functional subject to dynamics:

$$\inf_{u \in \mathcal{U}[0, T]} J(u) = \inf_{u \in \mathcal{U}[0, T]} \mathbb{E} \left[ \phi(x(T)) + \int_0^T l(x(t), u(t), t) dt \right], \quad (12)$$

$$\text{s.t. } dx(t) = f(x(t), u(t)) dt + \Sigma(x(t), u(t)) dw(t), \quad x(0) = \xi, \quad (13)$$

where  $x \in \mathbb{R}^n$  and  $u \in \mathbb{R}^m$  are the state and control vectors respectively,  $f : \mathbb{R}^n \times \mathbb{R}^m \rightarrow \mathbb{R}^n$  is a non-linear vector-valued drift function,  $\Sigma : \mathbb{R}^n \times \mathbb{R}^m \rightarrow \mathbb{R}^{n \times v}$  is the diffusion matrix,  $w \in \mathbb{R}^v$  is vector of mutually independent Brownian motions,  $\mathcal{U}$  is the set of all admissible controls and  $l : \mathbb{R}^n \times \mathbb{R}^m \rightarrow \mathbb{R}$  and  $\phi : \mathbb{R}^n \rightarrow \mathbb{R}$  are the running and terminal cost functions respectively. Equation (13) is a controlled Itô drift-diffusion stochastic process.

Through the value function definition  $V(x, t) = \inf_{u \in \mathcal{U}[0, T]} J(u)|_{x_0=x, t_0=t}$  and using Bellman's principle of optimality, one can derive the Hamilton Jacobi Bellman PDE, given by

$$V_t + \inf_{u \in \mathcal{U}[0, T]} \left[ \frac{1}{2} \text{tr}(V_{xx} \Sigma \Sigma^T) + V_x^T f(x, u) + l(x, u, t) \right] = 0, \quad V(x, T) = \phi(x), \quad (14)$$

where we drop explicit time dependencies for brevity, and use subscripts to indicate partial derivatives with respect to time and the state vector. The term inside the infimum operation defines the Hamiltonian:

$$\mathcal{H}(t, x, u, V_x, V_{xx} \Sigma \Sigma^T) = \frac{1}{2} \text{tr}(V_{xx} \Sigma \Sigma^T) + V_x^T f(x, u) + l(x, u, t).$$

Given that a solution  $u^*$  to the minimization of  $\mathcal{H}$  exists, the unique solution of (14) corresponds to the following system of FBSDEs by the non-linear Feynman-Kac lemma,

$$x(t) = \xi + \int_0^t f(x(t), u^*(t)) dt + \int_0^t \Sigma(x(t), u^*(t)) dw_t, \quad (\text{FSDE}) \quad (15)$$

$$V(x(t), t) = \phi(x(T)) + \int_t^T l(x(t), u^*(t)) dt - \int_t^T V_x^T(x(t), t) \Sigma(x(t), u^*(t), t) dw, \quad (\text{BSDE}) \quad (16)$$

$$u^*(t) = \arg \min_u \mathcal{H}(t, x(t), u, V_x(x(t), t), V_{xx}(x(t), t) \Sigma(x(t), u) \Sigma(x(t), u)^T). \quad (17)$$

Here,  $V(x(t), t)$  denotes an evaluation of  $V(x, t)$  along a path of  $x(t)$ , thus  $V(x(t), t)$  is a stochastic process (and similarly for  $V_x(x(t), t)$  and  $V_{xx}(x(t), t)$ ). Note that  $x(t)$  evolves forward in time (due to its initial condition  $x(0) = \xi$ ), whereas  $V(x(t), t)$  evolves backwards in time, due to its terminal condition  $\phi(x(T))$ . However, a simple backward integration of  $V(x(t), t)$  would result in it depending explicitly on future values of noise, which is not desirable for a non-anticipating process, i.e., a process that does not exploit knowledge on future noise values. Two remedies exist to mitigate this problem: either back-propagate the conditional expectation of  $V(x(t), t)$  (e.g., as in [28]), or forward-propagate  $V(x(t), t)$  starting from an initial condition, compare its terminal value  $V(x(T), T)$  to the terminal condition, and adjust the initial condition accordingly. To avoid back-propagation of the BSDE, under the deep FBSDE controller framework,  $V(x(0), 0)$  and  $V_x(x(0), 0)$  are set to be trainable parameters of a deep neural network that approximates  $V_x(x(t), t)$  at every time step under forward-propagation, using an LSTM. The terminal value of the propagated  $V(x(t), t)$ , namely  $V(x(T), T)$ , is then compared to  $\phi(x(T))$  to compute a loss function to train the network. In our extension to non-affine systems, we additionally use the same LSTM to predict a column of the Hessian  $V_{xx}(x(t), t)$  that is then fed as an input to NOVAS<sup>2</sup> to compute the optimal control  $u^*$  as per eq. (17). The neural network architecture is shown in Fig. 4(e).

## B.1 FBSDE Stochastic Optimal Control for Affine-Quadratic Systems

We now show how the current state-of-the-art [28, 31] deals with the problem of the Hamiltonian min operator by assuming a special structure of the problem. Specifically, they restrict the dynamics of eq. (13) to be affine in control, i.e., of the form  $f(x, u) = F(x) + G(x)u$ , and the cost in eq. (12) to be quadratic in control, i.e.,  $l(x, u) = q(x) + u^T R u$ . In this case, and if  $\Sigma(x, t)$  is not a function of  $u$ , one can perform explicit minimization of the Hamiltonian with respect to  $u$  in eq. (17) to find the optimal control:

$$u^* = -R^{-1} G^T V_x. \quad (18)$$

Substituted back into the HJB PDE, this yields a simplified expression without a min operator:

$$V_t + \frac{1}{2} \text{tr}(V_{xx} \Sigma \Sigma^T) + V_x^T F + q - \frac{1}{2} V_x^T G R^{-1} G^T V_x = 0, \quad V(x, T) = \phi(x).$$

Thus, for this restricted class of systems, the deep FBSDE neural network architecture does not require a numerical minimization operation over  $u$  at every time step, as in eq. (17). The cart-pole swing-up task of the next section is an example of a system that satisfies these restrictions. A similar closed-form solution exists for some cases of  $L^1$ -optimal control [29], as well as some differential games [30]. While simplifying the problem significantly, this approach comes with an important caveat: several dynamical systems do not have a control-affine structure, and penalizing control energy ( $u^T Ru$ ) is not always meaningful in every setting.

## B.2 Cart-pole Swing-up Problem

We define the state vector to be  $X = [x, \theta, \dot{x}, \dot{\theta}]^T$ , where  $x$  represents the cart-position,  $\theta$  represents the pendulum angular-position,  $\dot{x}$  represents the cart-velocity, and  $\dot{\theta}$  represents the pendulum angular-velocity. Let  $u \in \mathbb{R}$  be the control force applied to the cart. The deterministic equations of motion for the cart-pole system are,

$$\begin{aligned}\ddot{x} &= \frac{u + m_p \sin \theta (\dot{\theta} + g \cos \theta)}{m_c + m_p \sin \theta} \\ \ddot{\theta} &= \frac{-u \cos \theta - m_p l \dot{\theta} \cos \theta \sin \theta}{l(m_c + m_p \sin \theta)}\end{aligned}$$

For our experiments, we consider the case where noise enters the velocity channels of the state. The stochastic dynamics therefore take the following form,

$$dX = d \begin{bmatrix} x \\ \theta \\ \dot{x} \\ \dot{\theta} \end{bmatrix} = \begin{bmatrix} \dot{x} \\ \dot{\theta} \\ \frac{m_p \sin \theta (\dot{\theta} + g \cos \theta)}{m_c + m_p \sin \theta} \\ \frac{-m_p l \dot{\theta} \cos \theta \sin \theta}{l(m_c + m_p \sin \theta)} \end{bmatrix} dt + \begin{bmatrix} 0 \\ 0 \\ 1 \\ \frac{-\cos \theta}{l(m_c + m_p \sin \theta)} \end{bmatrix} u dt + \begin{bmatrix} 0 & 0 \\ 0 & 0 \\ \tilde{\sigma} & 0 \\ 0 & \tilde{\sigma} \end{bmatrix} \begin{bmatrix} dw_1 \\ dw_2 \end{bmatrix}$$

The task is to perform a swing-up i.e. starting from an initial state of  $X = [0, 0, 0, 0]^T$  at time  $t_0 = 0$ , reach the target state of  $X = [0, \pi, 0, 0]^T$  by the end of the time horizon  $t = T$ . We consider  $T = 1.5$ s with a time discretization step of  $\Delta t = 0.02$ s. Notice that the dynamics are affine in control, and selecting the running cost to be  $l = u^T Ru$ , minimization of the Hamiltonian with respect to  $u$  assumes a closed-form solution, namely that of eq. (18). This fact allows us to replace the min operator in favor of this solution [31]. Here, we test NOVAS<sup>2</sup> by avoiding this replacement. We consider a running and terminal cost matrix of  $\text{diag}(Q) = [0.0, 10.0, 3.0, 0.5]$  and the control cost matrix of  $R = 0.1$ . The cart-pole parameters considered are  $m_p = 0.01$  kg,  $m_c = 1.0$  kg,  $l = 0.5$  m, which are the mass of the pendulum, mass of cart, and length of the pendulum, respectively. For the noise standard deviation,  $\tilde{\sigma} = 0.5$  was used. As far as the hyper-parameters for learning the deep FBSDE controller are concerned, we used a two-layer LSTM network as shown in Fig. 4(e) with hidden dimension of 16 in each layer, a batch size of 128, and trained the network using the Adam optimizer for 3500 iterations with a learning rate of  $5e^{-3}$ . For the NOVAS<sup>2</sup> layer at every time step, we used 5 inner-loop iterations and 100 samples for both training and inference. A shape function of  $S = \exp(\cdot)$ , initial  $\mu = 0$ , and initial  $\sigma = 10$  were used.

## B.3 Portfolio Optimization Problem

We now consider a problem for which an explicit solution of the Hamiltonian min operator does not exist. Let  $N$  be the total number of stocks that make up an index  $I$  such that  $I = \frac{1}{N} \sum_{i=1}^N S_i$ , where  $S_i$  is the stock price process of the  $i$ -th stock. Let  $M$  be the number of a fixed selection of traded stocks taken from those  $N$  stocks such that  $M < N$ . Furthermore, let  $u \in \mathbb{R}^{M+1}$  be the control vector. The  $(N+1)$  dimensional state vector is comprised  $N$  stock prices and a wealth process  $W$ . The dynamics of each stock price and wealth process are given by

$$\pi_k = [\text{softmax}(u)]_k = \frac{e^{u_k}}{\sum_{m=1}^{M+1} e^{u_m}}, \quad (k = 1, 2, \dots, M+1) \quad (19)$$

$$dS_i(t) = S_i(t) \mu_i dt + S_i(t) d\eta_i \quad \left( \text{where, } i = 1, 2, \dots, N \text{ and } d\eta_i = \sum_{j=1}^N \sigma_{i,j} dw_j(t) \right) \quad (20)$$

$$dW(t) = W(t) \left( \pi_1 r dt + \sum_{m=2}^{M+1} \pi_m \mu_m dt + \sum_{m=2}^{M+1} \pi_m d\eta_m \right) \quad (21)$$

where  $\pi_k$  is the fraction of wealth invested in the  $k$ -th traded stock,  $r$  is rate of return per period of the risk-free asset,  $\mu_i$  is the rate of return of the  $i^{\text{th}}$  stock. Here,  $\sigma_{i,j}$  denotes the standard deviation of noise terms entering

the  $i$ -the stock process wherein  $i = j$  indicates the contribution of the process' own noise as opposed to  $i \neq j$ , which indicates the interaction of noises between stocks (correlation). All  $w_i$ 's are mutually independent standard Brownian motions. To obtain the  $\sigma$ 's, we used randomly generated synthetic covariance matrices which mimic real stock-market data. Note that the  $M$  traded stocks were randomly picked and were not constrained to be any specific sub-selection of the  $N$  stocks. Separate noise realizations were used during training, validation, and testing to ensure that the network does not over-fit to a particular noise profile.

For our experiments we use  $N = 100$  stocks that make up the index  $I$  and  $M = 20$  traded stocks. We used a scaled squared-softplus function as terminal cost, given by

$$\phi(x(T)) = q \left( \frac{1}{\beta} \cdot \log(1 + e^{\beta(I(T) - W(T))}) \right)^2,$$

with  $\beta = 10$ ,  $q = 500$ , and no running cost, focusing on investment outperformance at the end of the planning horizon of one year. To simulate the stock dynamics we used a time discretization of  $dt = 1/52$ , which amounts to controls (and thus amounts invested) being applied on a weekly basis, for a total time of 1 year. The deep FBSDE-NOVAS<sup>2</sup> hyperparameters were as follows: 16 neurons each in a two-layer LSTM network to predict the gradient of the value function at each time step, a batch size of 32, an initial learning rate set to  $1e^{-2}$  and reduced by factor of 0.1 after 4000 and 4500 training iterations. Training was done using the Adam optimizer for a total of 5000 iterations. For NOVAS<sup>2</sup>, we used 100 samples with 5 inner-loop iterations for training and 200 samples with 50 inner-loop iterations for inference. The shape function used was  $S(x) = \exp(x)$ .

#### B.4 Loss Function for training Deep FBSDE Controllers

The loss function used in our experiments to train the deep FBSDE controller with the NOVAS<sup>2</sup> layer is as follows:

$$\begin{aligned} \mathcal{L} = & l_1 \cdot H_\delta(V(x_T, T) - V^*(x_T, T)) + l_2 \cdot H_\delta(V_x(x_T, T) - V_x^*(x_T, T)) \\ & + l_3 \cdot H_\delta(V_{xx}(x_T, T) - V_{xx}^*(x_T, T)) + l_4 \cdot (V^*(x_T, T))^2 + l_5 \cdot (V_x^*(x_T, T))^2 + l_6 \cdot (V_{xx}^*(x_T, T))^2, \end{aligned}$$

where

$$H_\delta(a) = \begin{cases} a^2, & \text{for } |a| < \delta, \\ \delta(2|a| - \delta), & \text{otherwise.} \end{cases}$$

Here,  $x_T$  denotes  $x(T)$ ,  $V(x_T, T)$ ,  $V_x(x_T, T)$ , and  $V_{xx}(x_T, T)$  are the predicted value function, its predicted gradient, and the predicted last column of the Hessian matrix, respectively, at the terminal time step. The corresponding targets are obtained through the given terminal cost function  $\phi(x(T))$  so that  $V^*(x_T, T) = \phi(x_T)$ ,  $V_x^*(x_T, T) = \phi_x(x_T)$  and  $V_{xx}^*(x_T, T) = \phi_{xx}(x_T)$ . Each term is computed by averaging across the batch samples. Additionally, we may choose to add terms that directly minimize the targets. This is possible because gradients flow through the dynamics functions and therefore the weights of the LSTM can influence what the terminal state  $x(T)$  will be.

For the cart-pole problem we used  $\delta = 50$  and  $[l_1, l_2, l_3, l_4, l_5, l_6] = [1, 1, 0, 1, 1, 0]$ , and for the portfolio optimization problem we used  $\delta = 50$  and  $[l_1, l_2, l_3, l_4, l_5, l_6] = [1, 1, 1, 1, 0, 0]$ .

#### B.5 Hardware Configuration and Run-times

All experiments were run on a NVIDIA GeForce RTX 2080Ti graphics card with 12GB memory. The PyTorch [39] implementation of the 101-dimensional portfolio optimization problem had a run-time of 2.5 hours.