

# Securing Smart Home Edge Devices against Compromised Cloud Servers

Rahmadi Trimananda, Ali Younis, Thomas Kwa, Brian Demsky, Harry Xu  
University of California, Irvine

## ABSTRACT

Smart home IoT systems often rely on cloud-based servers for communication between components. Although there exists a body of work on IoT security, most of it focuses on securing clients (*i.e.*, IoT devices). However, cloud servers can also be compromised. Existing approaches do not typically protect smart home systems against compromised cloud servers.

This paper presents FIDELIUS—a runtime system for secure cloud-based storage and communication even in the presence of compromised servers. FIDELIUS’s design is tailored for smart home systems that have *intermittent Internet access*. In particular, it supports local control of smart home devices in the event that communication with the cloud is lost, and provides a consistency model using transactions to mitigate inconsistencies that can arise due to network partitions. We have implemented FIDELIUS, developed a smart home benchmark that uses FIDELIUS, and measured FIDELIUS’s performance and power consumption. Our experiments show that compared to the commercial Particle.io framework, FIDELIUS reduces more than 50% of the data communication time and increases battery life by 2×. Compared to PyORAM, an alternative (ORAM-based) oblivious storage implementation, FIDELIUS has 4-7× faster access times with 25-43× less data transferred.

## 1 INTRODUCTION

Smart home devices have received increasing attention due to their ability to provide smart functionality include lights, door openers, water flow sensors, smart meters, IP-enabled cameras, motion sensors, and door locks. These devices can be easily attacked, leading to privacy leaks or even physical home damages [17]. Much work [18, 24, 52] has been done at various layers of the stack to protect such client-side applications and devices.

In contrast to extensive research on client-side smart home security, the security of the cloud servers that control these client-side devices has received less attention from researchers. Compromising cloud servers has the potential to let attackers control and monitor smart home IoT devices *at scale*. This is particularly concerning—*e.g.*, recent work shows that if an attacker can control enough high-wattage IoT devices, the attacker can cause power grid failures [12, 15, 40, 46]. Implementing attacks at scale by compromising individual smart home devices is not straightforward due to the sheer

number of devices that must be hacked. Although these client devices are far from hardened targets, hacking many of them at the same time is hard—for example, many deployed smart home thermostats (such as Nest) do not have any open ports. Furthermore, typical home networks place devices behind a NAT firewall, making them hard to attack from the Internet.

Smart home apps and devices typically communicate through cloud servers, such as the SmartThings cloud or the Google Home cloud. Compromising the cloud servers can be a more practical approach for attacking smart home devices at scale than hacking individual devices. In fact, the year of 2018, alone, has seen a huge number of compromises to cloud servers, including those operated by many well-known companies such as Facebook [26], Marriott [10], Sony [59], Panera [30], Ticketfly [2], Quora [51], Newegg [20], Rail Europe [27], British Airways [? ], and Target [56].

In addition to large-scale attacks on physical infrastructures, there are other concerns with trusting the cloud as well:

- **Privacy:** Smart home devices collect a great deal of information about users [43, 58], which is sent to the cloud and users have limited knowledge or control of how it is used. Private data can be leaked if a cloud server is compromised.
- **Traffic Analysis:** Even if the server itself is not compromised, it may be possible to learn information by observing traffic patterns [1, 4–6]. For example, such an analysis could reveal that when the thermostat’s mode transitions (*e.g.*, from *Home* to *Away*), it always sends a packet of a specific length [11]. By watching traffic, attackers could discover whether people are home.

*Prior Work.* Prior work [16] observes that just signing and encrypting updates is insufficient to protect clients against an untrusted server. While signatures prevent an untrusted server from forging messages, the server can still attack clients by using existing messages that have valid signatures. For example, the server can send clients mixtures of old and new versions of data; replay old requests; drop updates; and send different clients different, inconsistent views of the data.

Traditionally, Byzantine fault tolerance (BFT) [31] has been used in distributed system implementations to mitigate the threat of equivocation and other forms of misbehavior. BFT protocols require every function, such as ordering clients’ updates, to be executed by multiple servers, each ideally from a different trust domain. A client only trusts the output of a function if a quorum of servers produced the same result.

Unfortunately, BFT systems are costly because each function needs to be executed multiple times on multiple servers and the servers should have independent implementations to avoid having common vulnerabilities. Furthermore, the system cannot make progress if a quorum of servers is unavailable.

Starting with the SUNDR distributed file system [35], recent systems have defended against malicious servers without requiring costly duplication by enforcing variants of a property called *fork consistency*, which is the strongest consistency model possible without trusted online parties. In fork consistency, clients share their individual views of the order of operations by embedding the history they see in each operation they send. If clients to whom the provider has equivocated see each others' operations, they will soon discover the provider's misbehavior. The provider can still *fork* the clients into disjoint groups and only tell each client about operations by others in its group, but then it can never again show operations from one group to the members of another without being detected. Furthermore, if clients are occasionally able to exchange views of the history out-of-band, even a provider which forks the clients will not be able to cheat for long.

SUNDR provides fork consistency by maintaining signed histories—the cloud server must keep a signed history indefinitely for clients that have not been contacted recently. CloudProof [42] improves on fork consistency by having the data owner periodically request and audit all client data accesses. However, consistency violations can only be detected at the next audit after they actually occur. Moreover, consistency violations may not be detected at all for clients that are offline during the audit. Caelus [29] uses timing assumptions combined with a single auditor to provide consistency guarantees. The auditing process introduces a single point of failure—if the auditor dies, the entire system halts.

Although fork consistency systems can effectively detect server misbehavior, existing approaches suffer from three major drawbacks, making them unsuitable for IoT settings. First, existing systems can incur large storage costs as they need to keep an unbounded history of operations for the entire time a device goes to sleep to allow the device to verify that the server has not misbehaved. Second, none of these systems prevents the server from learning what records clients have accessed—malicious servers could easily determine whether a home owner is present based on the records updated and/or accessed (*e.g.*, using the traffic analysis discussed above).

Third, challenges also arise due to network connectivity. In smart home systems, devices are sometimes powered by batteries and may not have sufficient energy to be continuously on the Internet. Consider for example the Nest thermostat in which the user can set a heating and cooling schedule. The Nest thermostat harvests power from control wires and stores this power in a rechargeable battery. To conserve battery power, the Nest thermostat may disconnect from the network.

Network connectivity can be lost for long periods, and it is desirable for the app to be usable even when this happens.

A related issue arises when Internet connectivity is lost. A smartphone app on the same network should still be able to control smart home devices like a light bulb. Indeed, the Nest thermostat, LiFX, SmartThings, and WeMo all support some form of local control. The CAP theorem [9], a well-known result in distributed systems, implies that if we want a smart home system to tolerate home Internet outages, we must give up either consistency or availability. In particular, a smart home system can provide strong consistency by halting the system until connectivity is restored, hurting usability, or strong availability by providing weaker semantics for updates, sacrificing consistency and security. Finding a workable compromise between consistency and availability is a challenge in the design of smart home systems.

## 1.1 Our Approach

This paper considers the problem of securing smart home devices against attacks mounted from their cloud servers. Our approach provides consistency and security to smart home devices even in the presence of compromised servers in realistic smart home environments that include the presence of intermittent network accesses.

While existing systems use adhoc protocols for communicating data, the standard *key-value abstraction* is powerful enough to subsume a wide-range of adhoc protocols. Indeed, the Nest thermostat API communicates data in JSON as a tree of key-value pairs that can be easily stored using a key-value abstraction. Similarly, Apple HomeKit associates a set of properties and corresponding values with each device. These characteristics are effectively keys and thus the HomeKit protocol can also be viewed as key-value based [7]. Based on this observation, we focus our work on providing a secure *key-value storage system* targeted at IoT applications.

*Overview.* Figure 1 presents an overview of the FIDELIUS system. A FIDELIUS deployment consists of (1) an untrusted cloud-based server that provides connectivity between clients, (2) any number of clients that are smart home devices, and (3) any number of clients that are smartphone apps. Our server implementation is architected as a FastCGI server that communicates with the Apache Web Server. We do not impose special requirements on server hardware; instead, the FIDELIUS enforcement runs on *each client device*. Clients communicate with the server; in the absence of Internet connectivity, they can also communicate with each other locally to maintain functionality. This is already supported in many smart home systems today such as LiFX and Hue light bulbs, WeMO outlets, and TP-Link outlets. This design is well matched for the smart-home environment where (1) devices have increasingly

# Securing Smart Home Edge Devices against Compromised Cloud Servers

large compute power, memory, and storage space and (2) they are mutually connected in a local home network.

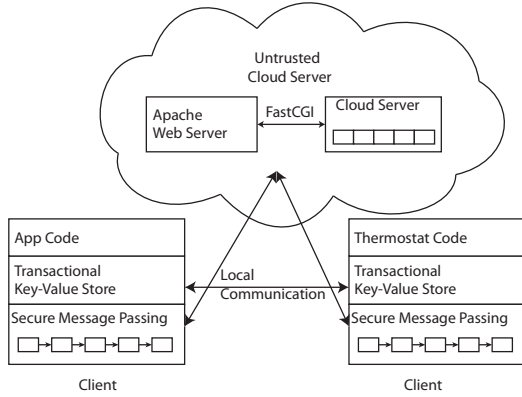


Figure 1: System Overview

A key challenge in the design of FIDELIUS is how to handle the wide-range of possible malicious behaviors from the server while at the same time support local control during Internet outages as well as intermittent availability of power-constrained devices. To separate the concerns of handling malicious behaviors and implementing the key-value-store functionalities, we architected FIDELIUS as two layers:

- 1) A message passing layer that guarantees consistent message delivery in the presence of malicious servers. This layer handles all issues related to malicious behaviors and does not implement any key-value-store functionalities.
- 2) A transactional key-value store built on top of the message passing layer. Unlike existing transactional key-value stores that assume connectivity is always maintained, FIDELIUS’s key-value store layer handles *local communication* when server connectivity is lost.

The application code runs on top of these two layers in each client. On smart home devices, this code is the device controller code. On smartphones, this is the actual app code.

*Limitations.* FIDELIUS is *not* intended for all types of smart home devices. For example, devices like the Amazon Echo or Google Home record voice and send it to cloud servers to process. It is *not* feasible for servers to perform this type of processing while keeping the data secret from the server.

Other systems such as SmartThings and IFTTT incorporate some server-side processing. In many usage scenarios for these systems, it is entirely feasible and potentially desirable to have the smart home hub perform this processing instead. This would increase security, provide greater functionality in the event of a failed Internet connection, and make the system compatible with FIDELIUS.

Some smart home systems intentionally collect data about users to improve user experience. For example, servers for a smart thermostat might learn better control algorithms using

data collected from users. While FIDELIUS prevents the server from collecting data about the information it protects, it is possible to use other mechanisms to send the necessary data.

## 1.2 Contributions

This paper makes the following contributions:

- **Secure Transactional Key-Value Store:** It presents a key-value store that provides strong security and privacy guarantees even if the server is malicious.
- **Local Control:** It presents an algorithm supporting local control of smart home devices when connectivity is lost.
- **Transactional Programming Model:** It presents developers with a transactional model to abstract consistency and availability tradeoffs that arise from network partitions.
- **Evaluation:** It evaluates the performance of FIDELIUS using a test bed system with an app built on FIDELIUS and 16 smart home class devices. It presents energy measurements, microbenchmarks, and comparisons with both a commercial IoT cloud framework (Particle.io) and PyORAM [50], an ORAM-based oblivious storage implementation. Compared to Particle.io, FIDELIUS reduces more than 50% of the data communication time and increases battery lifetime by 2×. Compared to PyORAM, FIDELIUS has 4-7× faster access times with 25-43× less data transferred.

## 2 THREAT MODEL

FIDELIUS focuses on preventing attackers from using compromised servers to mount large scale attacks on smart home devices. We assume that the adversary has leveraged other vulnerabilities to obtain complete control over the cloud server that is used by the devices to communicate. We assume that the adversary has knowledge of FIDELIUS, but does not know the secret key to which only the clients have access.

We focus on attacks mounted from the cloud server. The problem of client security for smart home devices is thus outside of the scope of this paper. FIDELIUS can be easily used together with any existing client-side security enforcement technique to provide a comprehensive solution to the problem of smart-home IoT security.

FIDELIUS provides the following guarantees, which are formalized in Appendices A and B:

- 1) FIDELIUS provides oblivious privacy. In the absence of message queue resizes, FIDELIUS does not leak any information from data access patterns. However, FIDELIUS may leak information from timing.
- 2) FIDELIUS guarantees the integrity of the message passing layer. It ensures that any violation of integrity is detected by some client and that even in the case of a detected integrity violation, the consequences for a client is limited to the same set of behaviors that are allowed by the non-determinism from the network, *i.e.*, could have arisen with a honest server receiving messages from clients in a different order.

A malicious server can implement a denial-of-service (DoS) attack by not forwarding messages. A malicious server can also partition clients into disjoint groups that it does not permit to communicate. This attack is impossible for a client to distinguish from a network failure that prevents the server from communicating with a subset of clients, and thus FIDELIUS provides fork consistency [36] by default. We expect that fork consistency suffices for nearly all smart home systems, but the FIDELIUS approach does support stronger consistency guarantees (at a cost to availability) if needed. Section 4.3.4 discusses how FIDELIUS can provide strong consistency guarantees than fork consistency.

We assume that compromising the server does not allow the attacker to rewrite the device firmware with malicious code. This is reasonable as many real-world IoT devices check firmware update signatures using public keys. In principle, it is possible to secure the private firmware signing keys by keeping them on a non-network connected machine.

### 3 OUR INFRASTRUCTURE

Most existing smart home systems are closed source. Thus we cannot implement our approach to securing smart home devices against malicious cloud servers directly on these devices. Many of these systems do support local control during Internet outages and thus have the potential for inconsistencies. Given their closed nature, it is not clear what guarantees are provided when there are conflicts. Our limited experience using these devices suggests that they just make best effort attempts and provide no consistency guarantees. While the primary contribution of this paper is securing smart home devices against compromised cloud servers, given the closed source nature of existing devices we have implemented a complete system that uses transactions to support local communication with clear consistency properties.

As a running example, consider a smart thermostat such as a Nest, Honeywell, or Ecobee. Smart thermostats contain several sensors to determine the current temperature and whether anyone is home in order to enable power saving functionality. Smart thermostats typically include a smartphone app that allows users to control the current state of the thermostat and to easily set heating and cooling schedules.

```

1 public TransactionStatus changeMode(Thermostat t,
2   Mode newMode) {
3   TransactionStatus status = null;
4   table.startTransaction();
5   table.put(t.getModeKey(), newMode);
6   return table.commitTransaction();
7 }

```

Figure 2: Code to set the Thermostat Mode

In FIDELIUS, device functionalities are mapped to key-value pairs. For example, thermostat apps support setting the mode of the thermostat to one of four possible modes (OFF, COOL, HEAT, or RANGE). The mode of a thermostat might

be mapped to a mode key in the key-value store. To change the thermostat’s operating mode, the smartphone app performs a transaction that updates the value corresponding to the thermostat’s mode key. For example, to turn the thermostat to the cooling (*i.e.*, COOL) mode, the transaction would update the mode key’s value to COOL. The thermostat’s operating mode then changes when it receives notification that the transaction has committed a change to the value corresponding to its mode key. Similarly, other functionalities of the thermostat would be controlled by other key-value pairs, *e.g.*, high and low temperature setpoint.

Figure 2 presents example FIDELIUS code for the `changeMode` method, which sets the thermostat mode. The `table` field references the key-value store. The `startTransaction` method call creates a new transaction. The call to the `put` method updates a key-value pair; it stores the update in the local copy of the table and does not forward the changes to the cloud server or thermostat device.

Finally, the call to the `commitTransaction` method attempts to commit the transaction. If the cloud server is accessible, the `commitTransaction` method sends an encrypted copy of the update to the cloud server.

#### 3.1 Committing Transactions

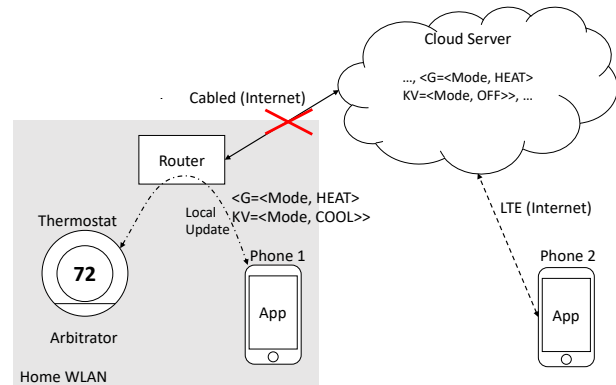


Figure 3: Example Arbitration Scenario

Unfortunately, intermittent home Internet connectivity complicates committing transactions. There is the potential for concurrent local updates and remote updates to conflict. In the case of an Internet outage, the cloud server would not even be aware of local updates. Figure 3 shows a scenario in which the home Internet connection has failed and there are two smartphones trying to control the thermostat. A remote smartphone attempts to change the thermostat mode from HEAT to OFF with a transaction. At the same time, a local smartphone tries to change the mode from HEAT to COOL with a transaction. These two transactions conflict and only one transaction can commit and thus we need an *arbitrator* to decide which one commits.

Our key insight for resolving conflicts between local and remote transactions is that for smart home systems, most key-value pairs naturally relate to functionalities implemented by a specific device. For example, the code for our thermostat in Figure 2 uses the value corresponding to the thermostat’s mode key to store its current operating mode. To allow local control during an Internet outage, the arbitrator of this transaction must be local to the thermostat and the obvious choice is the thermostat itself. FIDELIUS requires that each key be assigned a specific *arbitrator device*. This assignment would typically be done by the installation app for the smart home device and would typically be the device that is controlled by the given key-value pair or that generates the data in the pair.

If there is an Internet outage at home, the transaction may abort. FIDELIUS does not automatically retry transactions because the same command may no longer be relevant in the future. Thus, FIDELIUS uses a `TransactionStatus` object, which defines a *future* for the transaction, to allow the smartphone app developer to determine how to best handle the situation. In our example code, the `changeMode` method returns the `TransactionStatus` object to its caller, which is responsible for handling aborts. Developers can handle aborts in an app specific manner—potentially retrying the transaction if little time has passed or giving up if the request is unlikely to still be relevant.

Transactions could potentially access keys that are arbitrated by different devices, *e.g.*, an app could update key value pairs to turn off both a light and the thermostat, in which the light and the thermostat are the arbitrators of these keys. Committing such a transaction would require coordination between both devices. However, providing atomicity guarantees across devices (*e.g.*, turning off these two devices in the same transaction) does not appear to be necessary to implement existing smart home functionality. It is often acceptable that an app uses one transaction to turn off the light and a separate transaction to turn off the thermostat. Based on this important observation, we add the simplifying restriction that transactions in FIDELIUS must be committed by a single arbitrator. Thus, a transaction can only access keys that are arbitrated by the same device.

### 3.2 Relaxed Transactional Model

FIDELIUS supports a relaxed transactional model—in many cases it is not important that a transaction reads the absolutely latest value from a sensor. Thus, app code can choose whether reading from a key-value pair requires that key-value pair to be the same when the transaction commits. FIDELIUS provides two get functions for this purpose:

- `GETCOMMITTEDATOMIC`: This accessor function ensures serializability (*i.e.*, isolation) while the normal versions do not enforce serializability. Serializability is implemented by incorporating a guard into each transaction:

the guard consists of a set of key-value pairs that must be present for the transaction to commit. For example, if a call to `GETCOMMITTEDATOMIC(MODEKEY)` returned `OFF`, FIDELIUS would add the key-value pair `(MODEKEY, OFF)` to the guard set. The enclosing transaction would then abort if this key-value pair was not present. To commit a transaction, the arbitrator validates the guard: if all key-value pairs are present, the transaction is committed. Otherwise, the arbitrator aborts the transaction.

- `GETCOMMITTED`: This function allows accesses to violate transaction serializability without causing a transaction to abort. This can be useful to read data values for which the application only needs approximately current information.

FIDELIUS notifies applications whether a transaction commits or aborts. Applications must explicitly handle transaction aborts. This is important because network partitions can cause transactions to take a long time to abort. Simply retrying such transactions could result in undesirable behavior, *e.g.*, turning the lights on a day after the user requested. Instead, applications receive a transaction status object that allows the application to take the appropriate action.

In many cases, it is desirable to allow interactive updating of a device’s state without waiting for the device to contact the cloud. For example, consider the problem of allowing a user to interactively update the schedule for a thermostat. Even if the network connectivity is lost, such transactions are unlikely to actually conflict. FIDELIUS supports a speculative get operation that takes reads values from pending transactions. This allows FIDELIUS to support multiple transactions that interactively update key-value pairs on a device without waiting for the device to arbitrate the transactions.

## 4 MESSAGE PASSING LAYER

Recall that FIDELIUS is architected as a key-value store built on top of a message passing layer. We begin our presentation of FIDELIUS with the message passing layer. The key-value store layer (presented in Section 5) uses the message passing layer to send data between clients via the cloud server. Data from the key-value store is stored in records that are part of the messages. Conceptually, the functionality of the message passing algorithm is simple: the server algorithm maintains a queue of all messages that are currently in use and the client algorithm supports (1) sending messages to the server queue and (2) requesting a copy of the new messages in the current queue. In addition to forwarding messages between clients, the server stores enough state so that new or long-absent clients can completely reconstruct the key-value store using the state in the server’s queue.

The complexity in the algorithm arises in ensuring that compromised or otherwise malicious servers do not violate the following correctness properties: (1) all clients receive a consistent set of messages, (2) the server delivers all messages

that it acknowledges, and (3) the server cannot forge messages or replay old messages. The client algorithm detects and signals an error if the server violates these properties.

#### 4.1 Message Chain

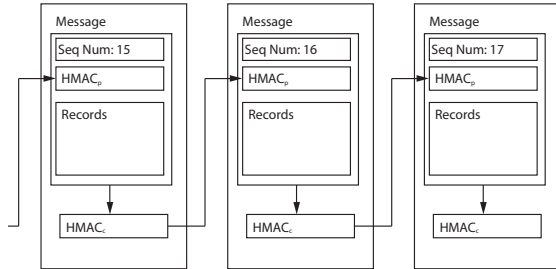


Figure 4: Message Chain

The FIDELIUS message passing layer uses a message chain to totally order communications between clients that are sent via the cloud server. Figure 4 presents the structure of the message chain. Each message in the chain has a fixed size and contains (1) a unique sequence number, which is used to reference and order messages; (2) a keyed-hash message authentication code (HMAC) of the previous message in the chain, which is used to ensure the integrity of chain; and (3) a set of records, which can contain either data from the key-value store layer or control information that is needed to thwart attacks. Finally, each message contains an HMAC of itself, which ensures that the message cannot be modified. The HMACs are generated using a key known only to the clients to ensure that the server cannot forge messages. When a message is transported between clients, it is always encrypted using the transport key. Together, this ensures that the server cannot know the contents of messages nor can it modify them.

A naive message chain would eventually consume all memory on the devices and server. Thus, FIDELIUS is designed such that the last  $n$  messages in the chain have enough information to reconstruct the state of the key-value store. This enables the server to truncate the message chain. An important secondary benefit of truncating the message chain is that the amount of work a client must perform when it wakes up after a long sleep is bounded by  $n$ .

Records in the key-value store can potentially still be in use (or *live*) once they reach the end of the chain. Thus, a consequence of our design choice is that FIDELIUS must reinsert (or refresh) such records into the message chain before they are truncated. Section 4.3.2 provides details about how FIDELIUS determines whether a record is still live.

#### 4.2 Server Algorithm

We begin our presentation of the message passing algorithm with the server algorithm. The server algorithm implements a shared, fixed-size message queue where clients can (1) insert

new messages and (2) read the contents of existing messages. It is important to note that the server is not trusted to correctly execute this algorithm—clients will detect if the server incorrectly executes the server algorithm. However, if the server does not correctly execute the server-side algorithm, it can prevent transactions from committing.

The server maintains a queue of the last  $n$  messages it has received. Each message has a fixed-size encrypted block for which the server does not have the decryption key and a plain text sequence number  $s$ . The server algorithm supports two requests: a PUTMSG request to add a new message and a GETMSG request to request messages that are currently in the queue. A PUTMSG request contains a message  $t$  and a maximum queue size parameter  $sz$ . When the server receives a PUTMSG request, it checks that the sequence number  $s$  is one greater than the previous sequence number. If not, it sends a rejection message back to the client that contains all messages in the queue with a sequence number that is greater than or equal to  $s$ . Note that the clients must verify that the server correctly assigns these sequence numbers as we do not trust the server; Section 4.3.1 describes these checks.

If a client detects that the key-value store state does not fit in the current queue size of  $n$ , it can request that the server changes the size of the queue. Thus after receiving a message with a valid sequence number, the server checks if the request contains a non-zero queue size parameter  $sz$ . If it does, then the server updates the queue size  $n$  to be equal to  $sz$ . It then adds the message to its queue.

If a partial message is received, e.g., due to a network failure, the server ignores the partial message. If queue is full when a new message arrives, the server drops the oldest message. Section 4.3.2 describes how the client algorithm ensures that all live information in the oldest message has been replicated into newer messages before the oldest one is evicted from the queue. A GETMSG request contains a sequence number  $s$  that is one larger than the most recent message the client has received. When the server receives a GETMSG request, it sends all messages in its queue with sequence numbers that are equal or larger than  $s$  such that the client now has a up-to-date copy of the message chain.

#### 4.3 Client Algorithm

We next present the client-side message passing algorithm. A message  $t$ , is a tuple that contains the sequence number  $s$  and the encrypted message body  $E(\text{Dat}_s)$ . The message body  $\text{Dat}_s$  consists of the sequence number  $s_e$ , the machine ID  $id$  of the sender, the HMAC  $hmac_p$  from the previous message, the set REC of records that contain the contents of the message, and the HMAC  $hmac_c$  of the current message. Messages have two copies of the sequence number as the server needs access to the sequence number and the clients need a copy that they can authenticate. Our implementation uses the CTR mode of AES

## Securing Smart Home Edge Devices against Compromised Cloud Servers

to encrypt messages. A unique counter value is sent to the server along with the message. Clients share two secrets that allow them to authenticate and encrypt messages: a message authentic key  $k_{\text{hmac}}$  and a message encryption key  $k_{\text{enc}}$ . The server does not have access to these secrets.

Our presentation of the client algorithm is structured as follows. Section 4.3.1 presents the validation checks that clients perform when they receive messages. Section 4.3.2 presents the algorithm clients use to send messages.

**4.3.1 Validating New Messages.** When the message passing layer receives new messages from the server (or they are created locally), the client decrypts and validates the messages. Records in messages at the message passing layer are used to both communicate information for the key-value store layer and to thwart attacks that a malicious server may otherwise perform. Our presentation in this section will focus on their use for detecting attacks. The proof in Appendix B shows that these checks suffice to thwart all server attacks. We next discuss the key checks in the validation procedure:

- 1) **Message Chain Integrity:** The first class of checks ensures the integrity of the message chain. To ensure the integrity of messages, after decrypting a message the very first step is to compute the message's  $\text{hmac}_c$  and compare it against the stored  $\text{hmac}_c$ . The sequence number provided by the server is then compared to the sequence number of the message  $s_e$  to ensure that the server did not modify the sequence numbers of the messages after accepting them. Then the validation procedure compares the previous  $\text{hmac}_p$  field of the current message to the  $\text{hmac}_c$  of the message immediately preceding it, if present, in the queue to ensure that the server has not manipulated the message chain.
- 2) **Detecting Dropped Messages:** A malicious server could potentially acknowledge a messages from a client and then silently drop the message while a client is offline, replacing it with a message with the same sequence number from another client. Since FIDELIUS does not keep the entire message chain, the server could temporarily fork the message chain and then move clients from one fork to another if the client is offline for a sufficiently long time such that all the messages the client has seen have been evicted from the message chain. To ensure that clients always detect such dropped messages, the client algorithm uses *last message records* to track the last message sent by itself and other clients so that it can detect whether the server has dropped messages. A last message record consists of a machine ID  $\text{id}$  and the sequence number  $s_e$  of the last message sent by that machine. Last message records are not necessary if the original message (or a newer one) is still present in the queue, and thus they are only inserted if the most recent message from a given machine ID is about to be evicted from the queue. When a client receives a new set of messages from

the server, FIDELIUS computes the last message sent by each machine. FIDELIUS then validates that the sequence number for the last message sent by a client never decreases.

- 3) **Detecting Reused Rejected Messages:** Recall that the server rejects messages with old sequence numbers. Since these messages have valid HMACs, a malicious server can potentially use these rejected messages to mislead clients. For example, a server could show a client a side fork in the message chain comprised of rejected messages and then later move the client to the main fork (after all clients that sent the rejected messages have sent messages with larger sequence numbers and after the sequence numbers of the rejected messages have been evicted from the queue).

The client algorithm uses *rejected message records* to detect if the server attempts to use a rejected message. A rejected message record consists of the machine ID  $\text{id}_{\text{rme}}$  of the client that sent the rejected messages, the lowest sequence number  $s_{\text{low}}$  and highest sequence number  $s_{\text{high}}$  of the range of rejected messages, and the sequence number  $s_{\text{record}}$  of the first message that contained the rejected message record.

To prevent this attack, each client verifies that each message in the queue that has a sequence number that falls within the range of a rejected message record has a machine id that is not equal to the id of the rejected message record. The algorithm keeps a rejected message record live until all clients have seen it (as implicitly acknowledged by sending a newer message), and thus attempts by the server to send a rejected message to a client will be detected when the client rejoins the main message chain.

- 4) **Detecting Missing Messages:** A malicious server could also attempt to send fewer messages than the queue currently holds by omitting the oldest messages (noting that the message chain integrity checks prevent dropping messages in the middle). This would cause clients to compute the key-value store state using an incomplete set of messages. This can potentially occur when a gap exists between the newest message in the client's local queue and the oldest message returned by the server.

Thus, clients must compute the number of messages that should be present in the queue. A *queue size record* stores the current maximum capacity of the message queue and enables clients to compute how many messages they should have received in order to validate that the correct number of messages was received.

**4.3.2 Sending a Message.** The message passing layer takes to send a message:

- 1) **Determine Which Records Must be Refreshed:** Because the server queue has a fixed size, sending a message may cause another message to be evicted. The evicted message's information could still be in use and thus FIDELIUS must refresh that information by copying it into the record

section of the new message that it is preparing to send. FIDELIUS aggressively refreshes records in newer messages that are not in immediate danger of eviction whenever the message it is about to send has extra space.

We next discuss how the client computes which records are in use, *i.e.*, whether they are live. Intuitively, a record is live as long as it is the newest source in the message chain for the information it contains. Live records must be kept in the queue since the system is still using the information they contain. If a record  $rec$  is live then it must be refreshed by reinserting the record into the queue before the message with that record leaves the queue. A record  $rec$  is dead iff one of the following conditions is true: (1) a refreshed version of  $rec$  is present in the queue, (2)  $rec$  is a queue size record and there is a newer queue size record, (3)  $rec$  is a rejected message record and all clients have seen it as proven by having inserted a message into the queue with a  $s$  that is greater than the  $s$  of  $rec$ , or (4)  $rec$  is a last message record and a client with the same  $id$  has inserted a newer message into the queue.

- 2) Construct the Record Section of the Message: Constructing the record section of a message involves (1) checking if the queue needs resizing, (2) generating and inserting a rejected message record if needed, (3) refreshing older live records before they are evicted, (4) inserting the record from the key value store layer, and (5) filling unused space in the record section with old live records in need of a refresh.

A resize check is performed first to check if the number of messages with records which are live in the queue exceeds a randomized resize threshold. If so, a new queue size is calculated and a new queue size record with the new size is inserted into the message. We use a randomized threshold to minimize the information that a potential resize leaks.

If sending the current message will cause an old message to be evicted from the server’s queue, the construction process must refresh any live records from the old message. If this is impossible, the queue must be resized to avoid losing data. If there remains space in the message after refreshing records from the oldest message, the newly created record can be included. Finally, if there is still free space, live records from other old messages are added to the message.

- 3) Send the Message: The client next sends the message to the server. If the server rejects the message because it has an old sequence number, then the server returns the newer messages to prove that the rejected message was in fact old. The client then processes all of the new messages that were returned by the server and will generate a rejected message record to communicate the fact that it sent a message that was rejected. If the server accepts the message, then the client’s local state is updated using the contents of the newly created message. If sending the message fails

due to network issues then the message passing layer has to defer its determination of whether other clients received the message and the transactional key-value store layer is informed that a network failure occurred.

**4.3.3 Information Leakage.** A reader may note that the pattern of PUTMSG and GETMSG requests can leak access pattern information. This issue can be addressed in several different ways. We modified the update procedure to always follow a GETMSG call with a PUTMSG call (simply sending a message that refreshes entries if there is no request to send).

FIDELIUS does not prevent leaks via timing channels. For some settings, it is feasible to configure FIDELIUS to not leak information by sending data on a fixed schedule. We have observed that many smart home devices frequently send messages to the cloud even when idle: the Nest thermostat sends a packet every 5 seconds, the LiFX light bulb every 7 seconds, and the DLink smart plug every 1.5 seconds.

**4.3.4 Strengthening Consistency Guarantees.** Although we believe that fork consistency is sufficient for smart home systems, FIDELIUS supports extensions to counter forking attacks and achieve strong consistency. One extension can be easily implemented at the application layer—the application layer can cause every device to make an update every  $m$  hours and the smartphone app can notify the user if a device has not performed an update in the last  $n \gg m$  hours. This extension has the additional benefit of notifying users of devices that have failed for more mundane reasons, perhaps because they need a battery replacement.

A second extension is to introduce clocks and designate a subset of  $n$  devices that periodically issue updates to the server every  $T$  seconds. If updates from more than half of these devices is seen within the last  $T + \epsilon$  seconds, a client knows that it could not have been forked by the server before the last  $T$  seconds. This approach provides strong consistency as long as less than half of the  $n$  devices fail.

*Note that the fork attack requires the server to reliably distinguish between different clients—thus this attack is difficult if multiple clients have the same IP address or IP addresses that change frequently.* The protocol used by FIDELIUS makes it difficult for the server to distinguish between different clients. In the presence of a NAT router or unpredictable IP addresses, closing network connections, and encrypting the local message counter, simply randomizing the sequence number given to the server may suffice to thwart fork attacks.

## 5 TRANSACTIONAL KEY-VALUE STORE

We next present the transactional key-value store. FIDELIUS’s transactional key-value store is built on top of its message passing layer. It relies on the message passing layer to ensure that the transactional key-value store layer receives a consistent set of messages from the server.



## 5.1 Transaction Operations

We next present the set of operations the transactional key-value store supports:

- **Assigning an Arbitrator:** Before a key can be used it must be created and assigned an arbitrator using a method which creates a new key record. If the key already exists or if the creation fails the client will be notified. The arbitrator of each key  $k$  is stored with a new key record, which records the device that arbitrates the key  $k$ .
- **Updating Key-Value Pairs:** Transactions update key-value pairs by using the PUT function. These updates are stored locally until the transaction is committed.
- **Looking up Keys:** A transaction can retrieve the values that are paired with keys using the GETCOMMITTEDATOMIC or the GETCOMMITTED functions. Recall that accesses using the GETCOMMITTEDATOMIC functions ensure serializability and thus introduce guard conditions that must be checked when committing the transaction.
- **Committing Transactions:** To commit a transaction, the client creates a transaction record. A transaction record is a tuple that is comprised of the set  $KV$  of key-value pairs to be updated, the guard condition  $G$  that consists of the set of key-value pairs to be validated before committing the transaction, and the sequence number  $s_{server}$  of the message that first contained the transaction record. The combination of the machine ID  $id$  that created the transaction and the client's local transaction sequence number  $s_{tLocal}$  is used to uniquely specify the transaction.

The client then attempts to send the record to the server or in the event of a network failure tries to send the record to the arbitrator. FIDELIUS returns a future that the client can use to check whether a transaction committed.

Once a transaction record has been created, the client code attempts to send it to the server. Recall that multiple clients might make PUTMSG requests to the server simultaneously. This can cause the PUTMSG requests to fail. If this occurs, the client simply retries sending the same transaction record. Note that this merely reattempts sending the record and does not retry the underlying transaction. Furthermore, there may be more records that need to be sent than a message can fit, and thus clients may need to send multiple messages to enqueue all pending record data into the queue.

In the event of a network failure, the client falls back to local communication and sends transactions directly to the arbitrator if local communication is possible.

## 5.2 Arbitrating Transactions

As stated previously each key is arbitrated by a specific device to support committing transactions even when server connectivity is lost. An arbitrator commits a transaction by evaluating the guard condition  $G$  of that transaction to verify that that

transaction is serializable. This allows transactions to be predicated on specific key-value pairs from the current committed set of key-value pairs at the time when the transaction was created. When a transaction is arbitrated, if the transaction is not serializable, *i.e.*, at least one of the  $\langle k, v \rangle \in G$  is not contained in the current set of committed key-value pairs, then all key-value updates in  $KV$  are ignored and the transaction is aborted. Otherwise, the updates are performed and the transaction is committed.

When a transaction arbitrator decides to commit a transaction, it creates a commit record to record the updates to key-value pairs. A commit record contains the set  $KV$  of updated key-value pairs. The record also contains the sequence number  $s_{server}$  of the message that first contained the commit record, the arbitrator's machine ID  $id_{aLocal}$  and local arbitration sequence number  $s_{aLocal}$ , and the pair of the machine ID  $id_{tLocal}$  and the local transaction sequence number  $s_{tLocal}$ , which together uniquely specifies the original transaction. A commit record keeps track of the updated key-value pairs. Thus, a commit record is live until every key-value pair in the commit record is overwritten by newer commits.

If an arbitrator decides to abort a transaction, it creates an abort record to inform the client that created the transaction that the transaction has not been accepted. The abort record contains the sequence number  $s_{server}$  of the message that first contained the abort record, the arbitrator's machine ID  $id_{aLocal}$  and local arbitration sequence number  $s_{aLocal}$ , and the machine ID  $id_{tLocal}$  and the local transaction sequence number  $s_{tLocal}$ , which uniquely specifies the original transaction. Since abort records are used by the server to notify the client that generated a transaction that the transaction aborted, an abort record is live until the client that generated the transaction has confirmed the receipt of the abort record by inserting a message with a sequence number that is larger than the abort's sequence number.

After arbitration, commits and aborts are sent to the server so that clients may see them. In the event of a network failure, clients can request commits and aborts be passed locally.

Transaction records are processed by arbitrators in order of  $s_{server}$ . Thus, a commit or abort for a transaction with  $s_{server}$  implies that all transactions with the same arbitrator as that transaction (but with a smaller  $s_{server}$ ) have been arbitrated and that the transaction record is no longer live.

## 5.3 Processing Commit and Abort Records

Abort records do not require any processing since their purpose is (1) to mark a transaction record dead and (2) to allow clients to be notified of aborted transactions. Commit records are stored in a temporary buffer and processed after all commit records from the new messages have been extracted since they may be received out of order and thus need to be sorted before they can be processed.

Clients can obtain the latest key-value pairs by requesting and processing new messages from the server. During the update process, all pending commits, aborts, and transactions that have not been enqueued to the server, or passed locally in the case of transactions, are enqueued using the same method described above. If the server is not reachable, then key-value pairs can be updated using local communication by requesting all new commits and aborts directly from the key’s arbitrator.

## 5.4 Handling Network Failures

As a result of an ill-timed network failure during an attempt by a client to enqueue a message that contains a transaction record, a client could have successfully inserted a transaction record into the queue but not received a response from the server. If local communication is not possible then the client will try to enqueue the same transaction at a later time. If a transaction happens to be sent twice, the arbitrator will detect this by comparing the transaction records’  $\langle id_{tLocal}, St_{Local} \rangle$  tuple and ignore the second copy. If local communication occurs then there is a chance that an arbitrator will see the same transaction record twice, once from the server and once directly from the client. As in the previous case, the arbitrator will detect the duplication and ignore the second copy.

## 5.5 Implementation

Our implementation includes extra functionality including: (1) support for transactions and key-value pairs of any size, (2) commit compression that combines multiple commits to save space, and (3) a presumed commit optimization. This functionality is described in Appendix C.

## 6 EVALUATION

We developed both C++ and Java implementations of the FIDELIUS client and a C++ implementation of the FIDELIUS server. The server for all experiments was a 3.5GHz Intel Xeon E3-1246 v3 with 32GB of RAM. We have evaluated FIDELIUS by (1) developing a test bed system, (2) measuring energy usage, (3) running microbenchmarks to understand performance under extreme loads, (4) comparing with the commercial Particle cloud system for IoT devices, and (5) comparing with a Path ORAM implementation [50].

### 6.1 Test Bed Smart Home System

Our test bed system simulates a medium scale smart home deployment with 16 devices. We have two classes of smart home devices in our test bed: (1) 15 low-power nodes that use hardware similar to smart home devices that run on batteries for many months (8 Particle Photons with temperature and humidity sensors, 4 Particle Photons with magnetic door sensors, 3 Particle Photons with IR-based motion sensors) and (2) one mid-range node that uses hardware that is more typical of smart home devices that run on wall power (a Raspberry Pi 1 that controls 2 LiFX smart light bulbs). The Particle Photon

is a low-end IoT hardware development kit with a 120 MHz ARM Cortex M3 processor, 1MB of flash, and 128KB of RAM that supports 802.11b/g/n WiFi. These specifications are similar to the hardware that appear in commercial devices. For comparison, the Nest Protect battery powered smoke detector uses a 100 MHz Cortex M4 processor as a primary processor (with 2 other ARM Cortex processors) and thus the Particle Photon is roughly equivalent to processors in the Nest Protect. The Raspberry Pi 1 has a 700MHz single core ARM11 processor. For comparison, the Nest thermostat contains a 1GHz single core Cortex A8 which is  $\sim 2.5\times$  faster than the Raspberry Pi. Note that we had to use development kits to run FIDELIUS since off-the shelf systems are closed source and not modifiable.

In our test bed, each device arbitrated its own keys. Depending on the intended deployment, other choices may be made. In particular, if it is desirable to collect sensor readings from sleeping devices when Internet connectivity is lost or to support transactions that control multiple devices, it can be useful to have keys arbitrated by a smart home hub.

**6.1.1 CPU Load for Raspberry Pi.** The goal of our next experiment is to quantify the CPU overhead of FIDELIUS for typical smart home device activity (controlling LiFX light bulbs) on a smart home class CPU (a Raspberry Pi 1) to verify that FIDELIUS only incurs acceptable overheads. Our workload used an Android app to issue a command to a light bulb every second in a round-robin fashion. We ran this experiment for 1 minute. For this experiment, the LiFX arbitrator had a 2.3% CPU utilization and the Android app had below 1% CPU utilization. We did not perform a similar measurement on the Particle Photons as they do not have OS support for measuring CPU utilization.

We also validated that local control worked by disconnecting the router from the Internet and verifying that the app could still control the light bulbs.

Sensor Type	Particle cloud			Fidelius cloud		
	Uptime (s)	Energy (mWh)	Life-time	Uptime (s)	Energy (mWh)	Life-time
Temp./hum.	5.55	0.79	1y 4m	2.46	0.35	2y 2m
IR-based	5.12	0.73	N/A	2.19	0.31	N/A
Magnetic	5.10	0.73	N/A	2.18	0.31	N/A

Table 1: Energy consumption of sensors. The time and energy reported is the time and energy taken to wake up, join the WiFi network, perform a reading, and report the reading to the cloud. For FIDELIUS, reporting the reading to the cloud involved performing all FIDELIUS checks and then performing a transaction to send the reading to the FIDELIUS server (a remote server comparable to the Particle cloud). Battery lifetimes assume one sensor reading is reported on average per an hour.

**6.1.2 Energy Measurements & Comparison to Particle Cloud.** Many smart home devices are battery powered and thus a major concern is battery life. Our next experiment evaluates the suitability of FIDELIUS for battery powered sensors that wake from deep sleep to report readings. Our Particle Photons wake up, read the sensor, and then go to deep sleep. The humidity/temperature sensors are read on average once an hour while the other sensors wake up the Particle Photon on demand. We evaluated FIDELIUS against the Particle cloud framework as the Particle cloud framework has an easily available SDK that has been used to develop many commercial IoT products. While Particle cloud does not provide similar security guarantees as FIDELIUS, it is still an important comparison to ensure that FIDELIUS has similar energy costs as existing frameworks for developing smart home devices. We compare the energy consumed by the Particle Photons when they connect to either the Particle cloud or Fidelity cloud. Table 1 summarizes the energy consumption.

To measure power, we configured a Particle Photon to read a humidity/temperature sensor and powered it with 3 AA batteries. When using the Particle cloud, it takes at least 5.55 seconds to wake up, connect, publish value, and go back to sleep. The total energy consumed for the wake-up time of 5.55 seconds is 0.79mWh. Assuming that it wakes up every hour to do one measurement and goes back to sleep, the total energy consumed is 1.17mWh each hour for deep sleep plus reporting a measurement. Three Energizer AA Lithium batteries provide approximately 13.5Wh and thus, could support measurements for 1 year and 4 months. When using the Fidelity cloud, it takes only 2.46 seconds to complete the same measurement cycle. Hence, its hourly power consumption is 0.73mWh, and it could support measurements up to 2 years 2 months. We do not report estimated lifetimes for the other sensors as the number of readings they take depend on how often they are triggered.

In one hour, deep sleep uses 0.38mWh and accounts for over half of the energy use under FIDELIUS. Most of this power usage is due to the power supply design on the Photon as other systems based on the same chips have significantly lower deep sleep power usage.

**6.1.3 Attacks.** To validate that FIDELIUS detects attacks, we used a malicious server that implements three different attacks. In the first attack, the server assigns the sequence number to multiple messages. In the second attack, the server inserts a rejected message into the queue. In the third attack, the server swaps message sequence numbers of accepted messages. *The clients detected all attacks.*

**6.1.4 Information Leakage.** We next analyzed network traffic to determine whether it leaks information about the requests. The network trace shows that the Particle cloud leaks information about the argument lengths. The `publish()`

method, which allows a device to publish results on the Particle cloud in a key-value fashion, sends different packet lengths for different argument lengths, e.g., a 16-character argument results in a 34-byte payload, a 32-character argument results in a 50-byte payload, etc. The `function()` method, which allows devices to publish C code functions on the Particle cloud, behaves in a similar way, e.g., a 16-character argument results in a 50-byte payload, a 32-character argument results in a 66-byte payload, etc. Moreover, the Particle cloud has knowledge of all requests and must be trusted.

For FIDELIUS, the network trace only shows a `GETMSG` is always followed by a `PUTMSG` request with uniformly-sized data blocks. We randomized the wake-up time of our sensors that need to give periodic updates in our testbed—*i.e.*, temperature/humidity sensor. Since every FIDELIUS request had the exact same traffic pattern, we were not able to determine the type of FIDELIUS request from the traffic.

Operation	Total Time	Network and Server Delay	FIDELIUS Client Delay
New Key-Value	43.96 ms	26.40 ms	17.57 ms
Key-Value Update	139.45 ms	26.42 ms	113.03 ms

Table 2: FIDELIUS Evaluation Data on Raspberry Pi 1

## 6.2 Microbenchmarks

We evaluated FIDELIUS on several microbenchmarks. Table 2 presents the results: the first row presents the results for 2 clients creating 4,000 new key-value pairs, and the second row the results for making 2 updates to them. In each benchmark, the keys were arbitrated by a remote machine. No network failures were introduced during this evaluation. The clients ran on outdated Raspberry Pi 1s that have a low performance processor. Note that when the client is executed on a laptop with a 2.5 GHz Core i5, the client delays drop to 1.14 ms and 3.24 ms for new key-value creation and key-value update, respectively. Thus, the overhead of FIDELIUS is reasonable compared to the overall network delay.

## 6.3 Comparison to Path ORAM

Blocks	Total Time (s)		Time/Access (s)		Factor
	Path ORAM	FIDELIUS	Path ORAM	FIDELIUS	
63	45.67	10.59	0.72	0.17	4.3×
127	119.25	21.97	0.94	0.17	5.4×
255	294.03	43.85	1.15	0.17	6.7×
511	503.27	86.68	0.98	0.17	5.8×

Table 3: Access times for different numbers of blocks.

PyORAM, a Python implementation of the Path ORAM algorithm [50], is one of the few cloud-based oblivious storage system implementations that are publicly available [23]. Path ORAM assumes the weaker honest but curious adversarial model. PyORAM implements caching of the top-levels of the Path ORAM tree. PyORAM also keeps the position map in

Blocks	Total Transmission (kB)		Factor
	Path ORAM	FIDELIUS	
63	4,296.58	175.21	24.5×
127	10,887.89	353.83	30.8×
255	25,796.25	710.50	36.3×
511	61,324.40	1,422.88	43.1×

Table 4: Data transfer for different numbers of blocks.

local storage and thus does not need to perform a separate network access to locate a block.

We tried to run PyORAM’s Path ORAM on the Raspberry Pi as a client. Unfortunately, it could only support 7 blocks of data—it crashed when more blocks were added. Because of this, we used a laptop with a 2.5GHz Intel Core i5 and 8GB of RAM as a client instead. On this machine, PyORAM can be configured to cache the top 2 levels of the tree with a height of 8 and up to 511 blocks of data—we believe that real systems could easily have this many keys.

Table 3 reports our experimental results that show access times, *i.e.*, update times for different numbers of blocks. The results show an increasing trend of time per access for PyORAM as the tree height and number of blocks grow, while for FIDELIUS time per access is always steady. For 255 blocks, Fidelity was *already* 7× faster than PyORAM—this huge difference is caused by the nature of PyORAM benchmark that is bandwidth limited, even for our small setup with up to 511 blocks of data and a tree-height of 8.

Table 4 reports the average data transmissions of different numbers of blocks for both PyORAM and FIDELIUS. As the tree height and number of blocks grow, the total amount of transferred data also increases a lot faster than FIDELIUS—for 511 blocks, *PyORAM transfers more than 43× the amount of data that Fidelity transfers*. In slower bandwidth environments, this could greatly slowdown the performance of PyORAM relative to FIDELIUS. Moreover, some IoT devices communicate via cellular connectivity and can incur charges for the amount of data transferred.

## 7 RELATED WORK

Denning et al. [14] made the first attempt to identify emergent threats to smart homes due to the use of IoT devices. Recent work discusses these threats in more concrete contexts, for example, by demonstrating scenarios in which hackers can weaken home security by compromising these devices [17]. There are two main categories of work in current smart home security research, focused primarily on *devices* and *protocols*, respectively. Work on devices includes the MyQ garage system that can be used as a surveillance tool to inform burglars when the house is possibly empty, the Honeywell Tuxedo touch controller that has authentication bypass bugs and cross-site request forgery flaws [19, 25], as well as compact fluorescent lamps that can induce seizures in epileptic users [41].

A study on the access control of the Philips Hue lighting system and the Kwikset door lock found that each system provides a siloed access control system that fails to enable essential use cases such as sharing smart devices with other users like children and temporary workers [53]. On protocols, studies found various flaws in the Zigbee and Z-Wave protocol implementations [21, 38] as well as design flaws in their programming frameworks [17]. A study from Veracode [55] on several smart home hubs found that the SmartThings hub had an open telnet debugging interface that can be exploited, while Fernandes et al. [17] discovered framework design flaws in the SmartThings platform.

Oblivious RAM techniques, first proposed by Goldreich and Ostrovsky [22], seek to provide RAM [37, 44, 49, 50, 57] or cloud storage [13, 47, 48] in which the data access patterns are independent of the computation and thus no information can be extracted from the locations accessed. Many oblivious storage algorithms [22, 50] assume that only one device can access the storage and that adversary is merely honest but curious. While some work does support multiple clients [39] or stronger adversarial models [45], these approaches assume that the clients have limited local storage and thus incur bandwidth and/or latency overheads for each access.

Much previous work on oblivious storage is unsuitable for our scenario because: (1) it assumes an honest, but curious adversary, and (2) it does not support multiple clients accessing shared state. Some recent work has removed the single client limitation [39] and supports stronger adversarial models [45]. However, most oblivious RAM techniques incur extra overheads (e.g., latency or bandwidth) for accesses to storage due a fundamental limitation as a result of the assumption that clients only have a small amount of storage. Moreover, existing systems are not designed to support updates to persistent state when connectivity has been lost and thus cannot support local device control.

There is a large body of work on building network systems that can make communication unobservable on untrusted infrastructures. Mix networks [28, 33, 34] were used by the private messaging systems to shuffle messages before delivering them to recipients. Mailbox systems techniques [3, 8, 32, 54] provide security for messages retrieved from mailboxes kept at third-party servers. These techniques are orthogonal.

## 8 CONCLUSION

We presented FIDELIUS, a new secure key-value store, that is designed to meet the requirements of smart home systems. We prove that FIDELIUS is secure, even in the presence of a malicious cloud server. Our experiments show that FIDELIUS has good performance, low power consumption, is resilient to attacks, and efficiently runs on smart home class hardware.

## REFERENCES

- [1] Abbas Acar, Hossein Fereidooni, Tigist Abera, Amit Kumar Sikder, Markus Miettinen, Hidayet Aksu, Mauro Conti, Ahmad-Reza Sadeghi, and A Selcuk Uluagac. 2018. Peek-a-Boo: I see your smart home activities, even encrypted! *arXiv preprint arXiv:1808.02741* (2018).
- [2] Travis M. Andrews. 2018. Ticketfly is back online after a hack exposed about 27 million accounts. Here's what you need to know. <https://www.washingtonpost.com/news/arts-and-entertainment/wp/2018/06/05/ticketfly-has-been-hacked-heres-what-you-need-to-know/>.
- [3] Sebastian Angel and Srinath Setty. 2016. Unobservable Communication over Fully Untrusted Infrastructure. In *12th USENIX Symposium on Operating Systems Design and Implementation (OSDI '16)*. 551–569.
- [4] Noah Aporthe, Dillon Reisman, and Nick Feamster. 2017. Closing the Blinds: Four Strategies for Protecting Smart Home Privacy from Network Observers. *CoRR* abs/1705.06809 (2017). arXiv:1705.06809 <http://arxiv.org/abs/1705.06809>
- [5] Noah Aporthe, Dillon Reisman, and Nick Feamster. 2017. A Smart Home is No Castle: Privacy Vulnerabilities of Encrypted IoT Traffic. *CoRR* abs/1705.06805 (2017). arXiv:1705.06805 <http://arxiv.org/abs/1705.06805>
- [6] Noah Aporthe, Dillon Reisman, Srikanth Sundaresan, Arvind Narayanan, and Nick Feamster. 2017. Spying on the Smart Home: Privacy Attacks and Defenses on Encrypted IoT Traffic. *CoRR* abs/1708.05044 (2017). arXiv:1708.05044 <http://arxiv.org/abs/1708.05044>
- [7] Frédéric Barthelet. 2017. How To Make Siri your Perfect Home Companion With Devices not Supported by Apple Homekit. <http://blog.theodo.fr/2017/08/make-siri-perfect-home-companion-devices-not-supported-apple-homekit/>.
- [8] Nikita Borisov, George Danezis, and Ian Goldberg. 2016. Riffle: An Efficient Communication System With Strong Anonymity. In *Proceedings of the Privacy Enhancing Technologies Symposium (PETS '16)*. 1–20.
- [9] Eric Brewer. 2012. CAP Twelve Years Later: How the "Rules" Have Changed. *Computer* 45, 2 (February 2012), 23–29. <https://doi.org/10.1109/MC.2012.37>
- [10] Thomas Brewster. 2018. Revealed: Marriott's 500 Million Hack Came After A String Of Security Breaches. <https://www.forbes.com/sites/thomasbrewster/2018/12/03/revealed-marriotts-500-million-hack-came-after-a-string-of-security-breaches/>.
- [11] Bogdan Cocos, Karl Levitt, Matt Bishop, and Jeff Rowe. 2016. Is Anybody Home? Inferring Activity From Smart Home Network Traffic. In *Security and Privacy Workshops (SPW), 2016 IEEE*. IEEE, 245–251.
- [12] Adrian Dabrowski, Johanna Ullrich, and Edgar R. Weippl. 2017. Grid Shock: Coordinated Load-Changing Attacks on Power Grids: The Non-Smart Power Grid is Vulnerable to Cyber Attacks As Well. In *Proceedings of the 33rd Annual Computer Security Applications Conference (ACSAC 2017)*. ACM, New York, NY, USA, 303–314. <https://doi.org/10.1145/3134600.3134639>
- [13] Dana Dachman-Soled, Chang Liu, Charalampos Papamanthou, Elaine Shi, and Uzi Vishkin. 2015. Oblivious Network RAM. *IACR Cryptology ePrint Archive* 2015 (2015), 73. <http://eprint.iacr.org/2015/073>
- [14] Tamara Denning, Tadayoshi Kohno, and Henry M. Levy. 2013. Computer Security and the Modern Home. *Commun. ACM* 56, 1 (Jan. 2013), 94–103. <https://doi.org/10.1145/2398356.2398377>
- [15] Yury Dvorkin and Siddharth Garg. 2017. IoT-enabled Distributed Cyberattacks on Transmission and Distribution Grids. *CoRR* abs/1706.07485 (2017). arXiv:1706.07485 <http://arxiv.org/abs/1706.07485>
- [16] Ariel Joseph Feldman. 2012. *Privacy and Integrity in the Untrusted Cloud*. Ph.D. Dissertation. Princeton University.
- [17] E. Fernandes, J. Jung, and A. Prakash. 2016. Security Analysis of Emerging Smart Home Applications. In *2016 IEEE Symposium on Security and Privacy*.
- [18] Earlence Fernandes, Justin Paupore, Amir Rahmati, Daniel Simonato, Mauro Conti, and Atul Prakash. 2016. FlowFence: Practical Data Protection for Emerging IoT Application Frameworks. In *Proceedings of the 25th USENIX Conference on Security Symposium*. 531–548.
- [19] D. Fisher. 2015. Pair of Bugs Open Honeywell Home Controllers Up to Easy Hacks. <https://threatpost.com/pair-of-bugs-open-honeywell-home-controllers-up-to-easy-hacks/>.
- [20] Tomáš Foltýn. 2018. Attackers crack Newegg's defenses, slurp customers' credit card data. <https://www.welivesecurity.com/2018/09/21/attackers-newegg-defenses-customers-credit-card-data/>.
- [21] Behrang Fouladi and Sahand Ghanoun. 2013. Honey, I'm Home!!, Hacking ZWave Home Automation System. In *Black Hat USA*.
- [22] Oded Goldreich and Rafail Ostrovsky. 1996. Software Protection and Simulation on Oblivious RAMs. *J. ACM* 43, 3 (May 1996), 431–473.
- [23] Gabriel Hachebeil. 2017. PyORAM. <https://github.com/ghackbeil/PyORAM>.
- [24] Weijia He, Maximilian Golla, Roshni Padhi, Jordan Ofek, Markus Dürmuth, Earlence Fernandes, and Blase Ur. 2018. Rethinking Access Control and Authentication for the Home Internet of Things (IoT). In *Proceedings of the 27th USENIX Conference on Security Symposium*. 255–272.
- [25] A. Hesseldahl. 2015. A Hackers-Eye View of the Internet of Things. <http://recode.net/2015/04/07/a-hackers-eye-view-of-the-internet-of-things/>.
- [26] Mike Isaac and Sheera Frenkel. 2018. Facebook Security Breach Exposes Accounts of 50 Million Users. <https://www.nytimes.com/2018/09/28/technology/facebook-hack-data-breach.html>.
- [27] Jay Jay. 2018. Massive data breach of Rail Europe's servers lasted nearly three months. <https://www.scmagazineuk.com/massive-data-breach-rail-europes-servers-lasting-nearly-three-months/article/1472685>.
- [28] Jan Kesdogan, Doganand Egner and Roland Büschkes. 1998. *Stop-and-Go-MIXes Providing Probabilistic Anonymity in an Open System*. 83–98.
- [29] Beom Heyn Kim and David Lie. 2015. Caelus: Verifying the Consistency of Cloud Services with Battery-Powered Devices. *2015 IEEE Symposium on Security and Privacy (SP)* (2015).
- [30] Brian Krebs. 2018. Panerabread.com Leaks Millions of Customer Records. <https://krebsonsecurity.com/2018/04/panerabread-com-leaks-millions-of-customer-records/>.
- [31] Leslie Lamport, Robert Shostak, and Marshall Pease. 1982. The Byzantine Generals Problem. *ACM Trans. Program. Lang. Syst.* 4, 3 (1982), 382–401.
- [32] David Lazar and Nikolai Zeldovich. 2016. Alpenhorn: Bootstrapping Secure Communication without Leaking Metadata. In *12th USENIX Symposium on Operating Systems Design and Implementation (OSDI '16)*. 571–586.
- [33] Stevens Le Blond, David Choffnes, William Caldwell, Peter Druschel, and Nicholas Merritt. 2015. Herd: A Scalable, Traffic Analysis Resistant Anonymity Network for VoIP Systems. In *Proceedings of the 2015 ACM Conference on Special Interest Group on Data Communication (SIGCOMM '15)*. 639–652.
- [34] Stevens Le Blond, David Choffnes, Wenxuan Zhou, Peter Druschel, Hitesh Ballani, and Paul Francis. 2013. Towards Efficient Traffic-analysis Resistant Anonymity Networks. In *Proceedings of 2013 ACM Conference on Special Interest Group on Data Communication (SIGCOMM '13)*. 303–314.

- [35] Jinyuan Li, Maxwell Krohn, David Mazières, and Dennis Shasha. 2004. Secure Untrusted Data Repository (SUNDR). In *Proceedings of the 6th Conference on Symposium on Operating Systems Design & Implementation - Volume 6*. 121–136.
- [36] Jinyuan Li, Maxwell Krohn, David Mazières, and Dennis Shasha. 2004. Secure Untrusted Data Repository (SUNDR). In *Proceedings of the 6th Conference on Symposium on Operating Systems Design & Implementation*.
- [37] Chang Liu, Austin Harris, Martin Maas, Michael W. Hicks, Mohit Tiwari, and Elaine Shi. 2015. GhostRider: A Hardware-Software System for Memory Trace Oblivious Computation. In *Proceedings of the Twentieth International Conference on Architectural Support for Programming Languages and Operating Systems*.
- [38] N. Lomas. 2015. Critical Flaw identified In ZigBee Smart Home Devices. <http://techcrunch.com/2015/08/07/critical-flaw-identified-in-zigbee-smart-home-devices/>.
- [39] Travis Mayberry, Erik-Oliver Blass, and Guevara Noubir. 2015. Multi-Client Oblivious RAM secure against Malicious Servers. Cryptology ePrint Archive, Report 2015/121. <http://eprint.iacr.org/2015/121>.
- [40] A. Mohsenian-Rad and A. Leon-Garcia. 2011. Distributed Internet-Based Load Altering Attacks Against Smart Power Grids. *IEEE Transactions on Smart Grid* 2, 4 (Dec 2011), 667–674. <https://doi.org/10.1109/TSG.2011.2160297>
- [41] Temitope Oluwafemi, Tadayoshi Kohno, Sidhant Gupta, and Shwetak Patel. 2013. Experimental Security Analyses of Non-Networked Compact Fluorescent Lamps: A Case Study of Home Automation Security. In *Proceedings of the LASER 2013, Arlington, VA, USA (LASER 2013)*. USENIX, 13–24. <https://www.usenix.org/laser2013/program/oluwafemi>
- [42] Raluca Ada Popa, Jacob R. Lorch, David Molnar, Helen J. Wang, and Li Zhuang. 2011. Enabling Security in Cloud Storage SLAs with Cloud-Proof. In *Proceedings of the 2011 USENIX Conference on USENIX Annual Technical Conference*.
- [43] Sonia Rao. 2018. In today’s homes, consumers are willing to sacrifice privacy for convenience. [https://www.washingtonpost.com/lifestyle/style/in-todays-homes-consumers-are-willing-to-sacrifice-privacy-for-convenience/2018/09/11/5f951b4a-a241-11e8-93e3-24d1703d2a7a\\_story.html?noredirect=on&utm\\_term=.ea595d222d70](https://www.washingtonpost.com/lifestyle/style/in-todays-homes-consumers-are-willing-to-sacrifice-privacy-for-convenience/2018/09/11/5f951b4a-a241-11e8-93e3-24d1703d2a7a_story.html?noredirect=on&utm_term=.ea595d222d70).
- [44] Ling Ren, Christopher W. Fletcher, Albert Kwon, Emil Stefanov, Elaine Shi, Marten van Dijk, and Srinivas Devadas. 2015. Constants Count: Practical Improvements to Oblivious RAM. In *24th USENIX Security Symposium, USENIX Security 15, Washington, D.C., USA, August 12-14, 2015*. 415–430.
- [45] Ling Ren, Christopher W. Fletcher, Xiangyao Yu, Marten van Dijk, and Srinivas Devadas. 2013. Integrity verification for path Oblivious-RAM. In *IEEE High Performance Extreme Computing*.
- [46] Saleh Soltan, Prateek Mittal, and H. Vincent Poor. 2018. BlackIoT: IoT Botnet of High Wattage Devices Can Disrupt the Power Grid. In *27th USENIX Security Symposium (USENIX Security 18)*. USENIX Association, Baltimore, MD, 15–32. <https://www.usenix.org/conference/usenixsecurity18/presentation/soltan>
- [47] Emil Stefanov and Elaine Shi. 2013. Multi-cloud oblivious storage. In *2013 ACM SIGSAC Conference on Computer and Communications Security*.
- [48] Emil Stefanov and Elaine Shi. 2013. ObliviStore: High Performance Oblivious Cloud Storage. In *2013 IEEE Symposium on Security and Privacy, SP 2013, Berkeley, CA, USA, May 19-22, 2013*. 253–267. <https://doi.org/10.1109/SP.2013.25>
- [49] Emil Stefanov, Elaine Shi, and Dawn Xiaodong Song. 2012. Towards Practical Oblivious RAM. In *19th Annual Network and Distributed System Security Symposium, NDSS 2012, San Diego, California, USA, February 5-8, 2012*.
- [50] Emil Stefanov, Marten van Dijk, Elaine Shi, Christopher W. Fletcher, Ling Ren, Xiangyao Yu, and Srinivas Devadas. 2013. Path ORAM: An extremely simple oblivious RAM protocol. In *2013 ACM SIGSAC Conference on Computer and Communications Security*.
- [51] Swarajya. 2018. Another Day, Another Data Leak: 100 Million Accounts Compromised Due To Breach At Quora. <https://swarajyamag.com/insta/another-day-another-data-leak-100-million-accounts-compromised-due-to-breach-at-quora>
- [52] R. Trimananda, A. Younis, B. Wang, B. Xu, B. Demsky, and G. Xu. 2018. Vigilia: Securing Smart Home Edge Computing. In *2018 IEEE/ACM Symposium on Edge Computing (SEC)*. 74–89.
- [53] Blase Ur, Jaeyeon Jung, and Stuart Schechter. 2013. The current state of access control for smart devices in homes. In *Proceedings of Workshop on Home Usable Privacy and Security, Newcastle, UK, July 2013 (HUPS)*.
- [54] Jelle van den Hooff, David Lazar, Matei Zaharia, and Nickolai Zeldovich. 2015. Vuvuzela: Scalable Private Messaging Resistant to Traffic Analysis. In *Proceedings of the 25th Symposium on Operating Systems Principles (SOSP ’15)*. 137–152.
- [55] Veracode. 2015. The Internet of Things: Security Research Study. <https://www.veracode.com/sites/default/files/Resources/Whitepapers/internet-of-things-whitepaper.pdf>.
- [56] Gregory Wallace. 2013. Target credit card hack: What you need to know. <https://money.cnn.com/2013/12/22/news/companies/target-credit-card-hack/index.html>.
- [57] Xiao Wang, T.-H. Hubert Chan, and Elaine Shi. 2015. Circuit ORAM: On Tightness of the Goldreich-Ostrovsky Lower Bound. In *Proceedings of the 22nd ACM SIGSAC Conference on Computer and Communications Security, Denver, CO, USA, October 12-6, 2015*. 850–861. <https://doi.org/10.1145/2810103.2813634>
- [58] Zack Whittaker. 2018. Smart home tech makers don’t want to say if the feds come for your data. <https://techcrunch.com/2018/10/19/smart-home-devices-hoard-data-government-demands/>.
- [59] Wikipedia [n. d.]. Sony Pictures hack. [https://en.wikipedia.org/wiki/Sony\\_Pictures\\_hack](https://en.wikipedia.org/wiki/Sony_Pictures_hack).

## A PRIVACY

FIDELIUS provides both privacy and security. The size of network packets or the records accessed can leak information about a computation. FIDELIUS is designed to minimize the information leak by smart home devices. We first discuss the privacy properties of FIDELIUS.

DEFINITION 1 (PRIVACY). *Let*

$$\vec{x} := \langle \text{getmsg}(i), \text{putmsg}(\langle i, E(D_i) \rangle), \dots, \text{getmsg}(i + N - 1), \text{putmsg}(\langle i + N - 1, E(D_{i+N-1}) \rangle) \rangle$$

denote a sequential data sequence of length  $N$  from a single client. We say that FIDELIUS is secure if for any two data request sequences  $\vec{x}$  and  $\vec{y}$  of the same length, their request sequences are computationally indistinguishable to the server.

We do not attempt to hide information that may be revealed through timing, including the interleavings of requests from different clients. We thus prove that FIDELIUS is oblivious for a single client. The proof can be easily extended to executions of multiple clients that share an interleaving schedule.

To prove the security of FIDELIUS, let  $\vec{x}$  be an access sequence of size  $N$ . In the absence of a resize, the server sees the following sequence of requests:

$$\langle \text{GETMSG}(i), \text{PUTMSG}(\langle i, E(D_i) \rangle), \dots, \text{GETMSG}(i + N - 1), \text{PUTMSG}(\langle i + N - 1, E(D_{i+N-1}) \rangle) \rangle$$

Any two sequences of requests length  $N$  that start at the same sequence number  $i$  will use the same sequence numbers. While they will contain different encrypted data, the sequence of encrypted messages sent by the PUTMSG request is computationally indistinguishable by the definition of encryption. Note that different requests with the same data will produce entirely different encrypted messages since no two AES blocks contain the same counter value.

## B SECURITY OF MESSAGE PASSING

A second security concern is ensuring that the server cannot corrupt communications between clients. HMACs ensure the integrity of individual messages, but do not prevent the server from sending old message, accepting multiple messages with the same sequence number, etc. We thus prove a theorem that if two devices receive the same message, then all previous messages they have received are consistent.

In this Section, we present the guarantees provided by the message passing layer. We start by presenting several definitions and then prove several properties.

DEFINITION 2 (EQUALITY). *Two messages  $t$  and  $u$  are equal if their  $s$  and  $\text{Dat}_t$  are equal.*

DEFINITION 3 (PARENT). *A parent of a message  $t$  is the message  $p_t$ , unique by the correctness of HMACs in  $\text{Dat}_t$ , such that  $\text{hmac}_p(t) = \text{hmac}_c(p_t)$ .*

DEFINITION 4 (CHAIN). *A chain of messages with length  $n \geq 1$  is a message sequence  $R = (r_s, r_{s+1}, \dots, r_{s+n-1})$  such that for every sequence number  $s < k \leq s + n - 1$ ,  $r_k$  has sequence number  $k$  and its parent is  $r_{k-1}$ .*

DEFINITION 5 (PARTIAL SEQUENCE). *A partial sequence  $P$  is a sequence of messages, no two with the same sequence number, that can be divided into disjoint chains.*

DEFINITION 6 (TOTAL SEQUENCE). *A total sequence  $T = (t_1, t_2, \dots, t_n)$  with length  $n$  is a chain of messages that starts at  $s = 1$ .*

DEFINITION 7 (PATH). *The path of a message  $t$  is the total sequence whose last message is  $t$ . The uniqueness of a path follows from the uniqueness of a parent.*

DEFINITION 8 (CONSISTENCY). *A partial sequence  $P$  is consistent with a total sequence  $T$  of length  $n$  if for every message  $p \in P$  with sequence number  $s_p \leq n$ ,  $t_{s_p} = p$ . This implies that  $\{p \in P | s_p \leq n\}$  is a partial sequence of  $T$ .*

DEFINITION 9 (TRANSITIVE CLOSURE). *The transitive closure set at sequence number  $s_n$  is a set  $\mathcal{S}$  of clients comprising a connected component of an undirected graph, where two clients are connected by an edge if they both received the same message  $t$  with sequence number  $s_t > s_n$ .*

PROPOSITION 1. *Every client  $J$  who sends a message  $t$  has parent  $p_t$  as its latest stored message and  $s_t = s_{p_t} + 1$ .*

PROOF. True by construction, because client  $J$  sets  $\text{hmac}_p(t) = \text{hmac}_c(p_t)$  and  $s_t = s_{p_t+1}$  when a message is sent.  $\square$

PROPOSITION 2. *If a rejected message record is added to the queue at sequence number  $s$ , the record will remain in the queue until every client has seen it.*

PROOF. Every record  $\text{rec}$  remains in the queue until it reaches the tail, and is refreshed by the next sender  $J$  at that time until every client has sent a message with a sequence number greater than  $s$ . Because every client who sends a message with sequence number  $s'$  has a copy of the entire queue at  $s' - 1$ , this client will have seen the message at  $s$ .  $\square$

LEMMA 1. *If two messages,  $t$  and  $u$ , such that  $s_t \leq s_u$  are received by a client  $C$  without any clients reporting errors, then  $t$  is in the path of  $u$ .*

PROOF. Assume that there are some pairs of messages  $(t, u)$  that violate this lemma for some client  $C$ . Take a specific pair  $(t, u)$  and client  $C$  such that  $s_u$  is minimized, and  $s_t$  is maximized for this choice of  $s_u$ . We will show that client  $C$  cannot receive both  $t$  and  $u$  without some client throwing an error.

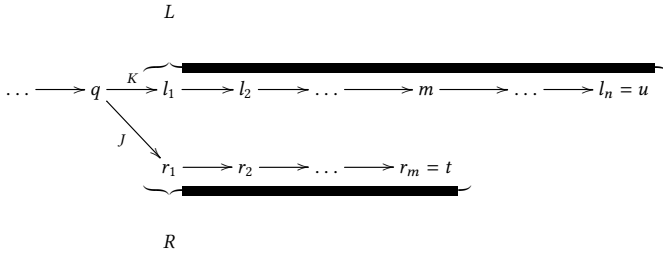


Figure 5: By Lemma 1, receiving both  $t$  and  $u$  here is impossible.

Clearly client  $C$  will throw an error if  $s_t = s_u$ . So  $s_t < s_u$ . Additionally, if client  $C$  receives  $u$  before  $t$ , this will cause it to throw an error, so  $t$  must be received before  $u$ . We will prove that an error occurs upon receipt of  $u$ .

Let  $r_1$  be the earliest member of the path of  $t$  that is not in the path of  $u$ , and let  $q$  be its parent. Message  $q$ , the last common ancestor of  $t$  and  $u$ , must exist, since all clients and the server were initialized with the same state. Let  $l_1$  be the successor of  $q$  that is in the path of  $u$ ; we know  $l_1 \neq r_1$ . Let  $R = (r_1, r_2, \dots, r_{|R|} = t)$  be the distinct portion of the path of  $t$ , and similarly let  $L$  be the distinct portion of the path of  $u$ .

Let  $J$  be the client who sent  $r_1$ ; that is, such that  $\text{id}_{\text{self}_J} = \text{GetMacID}(r_1)$ , and  $K$  be the client who sent  $l_1$ . Because no client can send two messages with the same sequence number, and  $s_{r_1} = s_{l_1} = s_q + 1$ ,  $J \neq K$ .

We next prove the two propositions that we will use to complete this proof.

**PROPOSITION 3.** *No client sends both a message in  $(r_2, \dots, t)$  and a message in  $(l_2, \dots, u)$ .*

**PROOF.** To send a message  $p$  that is the parent of some other message, one must have received the parent of  $p$ . Since  $u$  is the message with smallest sequence number received by any client that violates Lemma 1, no client can receive both a message in  $r$  and a message in  $l$ .  $\square$

**PROPOSITION 4.** *Client  $C$  does not receive any message with a sequence number strictly between  $s_t$  and  $s_u$ .*

**PROOF.** If there were such a message with sequence number smaller than  $s_u$ , it would contradict the assumption that  $u$  is the message with the least sequence number that violates Lemma 1.  $\square$

We continue the proof of Lemma 1. There are two cases:

- Case 1: Client  $J$  did not send a message in  $L$ . Define  $s_{t_j}$  to be the greatest sequence number of the messages that client  $J$  sent in the path of message  $t$ . Define  $s_{q_j}$  and  $s_{u_j}$  similarly. We then have  $s_{t_j} > s_{q_j} = s_{u_j}$ .

- Case 1.1: Client  $C$  never calls `VALIDATELASTMESSAGES()` between receiving  $t$  and receiving  $u$ ; by Proposition 4 this can only happen if  $s_t = s_u - 1$ . Since  $t$  is not the parent of  $u$ ,  $\text{hmac}_p(u) \neq \text{hmac}_c(t)$ , causing client  $C$  to throw an error.
- Case 1.2: Case 1.1 does not occur; therefore, client  $C$  calls `VALIDATELASTMESSAGES()` at some point between receiving  $t$  and  $u$ . The latest sequence number of client  $J$  decreases during this time, which means client  $C$  throws an error in the `VALIDATELASTMESSAGES()` function.

- Case 2: Client  $J$  sent at least one message in  $L$ . Call the first one  $m$ . We know that  $s_m > s_{r_1}$ , since  $J \neq K$  and  $m \neq l_1$ . Since the current sequence number for  $J$  can only increase, client  $J$  must send the message  $r_1$  before the message  $m$ . Let  $X = (r_1 = x_1, \dots, x_n)$  be the list of messages client  $J$  sends starting with  $r_1$  and ending immediately before  $m$ ; clearly these all have sequence number  $\geq s_q + 1$ .
  - Case 2.1: Some message in  $X$  was accepted by the server. Therefore, before sending  $m$ , client  $J$ 's value in `LASTMESSAGE` for its own latest sequence number would be greater than  $s_{q_j}$ . If there is a sequence of messages with contiguous sequence numbers that client  $J$  receives between  $r_1$  and  $m$  (switching from the  $R$  chain to the  $L$  chain), client  $J$  throws an error for a similar reason as Case 1.1. Otherwise, when preparing to send  $m$ , client  $J$  would have received an update of its own latest sequence number as at most  $s_{q_j}$ . Client  $J$  throws an error before sending  $p$ , because its own latest sequence number decreases.
  - Case 2.2: All messages in  $X$  were rejected by the server, making  $m$  the first message of client  $J$  that is accepted after  $r_1$ .

We will prove that client  $C$  sees  $r_1$  by contradiction. Assume not. Then  $(r_2, \dots, t)$  must have at least  $s_{\text{curr}_C} \geq 2$  messages for  $r_1$  to fall off the end of the queue (note that by Proposition 4 client  $C$  cannot receive the next message after  $t$ ). Consider the sender of  $r_3$  and call it  $H$ .  $H \neq J$  by Proposition 3 and the existence of  $m$ . Since  $H \neq J$ , then by Proposition 3 it could not also have sent a message in  $(l_2, \dots, u)$ . Therefore,  $s_{u_H} < s_q + 2 = s_{t_H}$ , so upon receipt of  $u$ , client  $C$  will throw an error by the decrease in a last sequence number similar to Case 1, a contradiction. Now that we know that client  $C$  must receive message  $r_1$ , note that client  $C$  receives  $u$  immediately after  $t$  by Proposition 4. Therefore, client  $C$  could not have seen a message after  $t$  with sequence number



less than  $s_m$ . In the `ATTEMPTSENDRECORD()` function, client  $J$  adds a rejected message record that contains sequence number  $s$  and its machine ID to record the rejected messages. Hence, for every  $i$ ,  $1 \leq i < |X|$ , the rejected message  $x_i$  from client  $J$  will be recorded. Since all the rejected message records that store the rejected messages will also be seen when  $u$  is received, and client  $C$  sees  $r_1$ ,  $r_1$  will be recorded as a rejected message. When client  $C$  receives  $u$ , it will throw an error due to previously having received a message that was marked as rejected.  $\square$

**LEMMA 2.** *If there are two messages  $t$  and  $u$ , with  $s_t \leq s_u$ , such that  $t$  is in the path of  $u$ , then for any message  $p$  with  $s_p \leq s_t$ , iff  $p$  is in the path of  $t$ , it is in the path of  $u$ .*

**PROOF.** If  $s_t = s_u$  or  $s_p = s_t$ , then we are done, because the two relevant messages are the same. If they are different messages, then:

- Reverse direction: The definition of  $t$  being in the path of  $u$  is the existence of a message sequence  $(\dots, t, \dots, u)$  such that each message except  $u$  is the parent of the succeeding message. The path of  $u$  must contain some message with sequence number  $s_p$ ; because  $p$  is in the path of  $u$ , this message is  $p$  itself. The path of  $t$  is then the prefix of this path ending at  $t$ , which clearly contains  $p$ .
- Forward direction: The path of  $t$  is a substring of the path of  $u$ , so if the path of  $t$  contains  $p$ , so does the path of  $u$ .  $\square$

**THEOREM 1.** *Suppose that there is a transitive closure set  $\mathcal{S}$  of clients, at sequence number  $n$ . Then there is some total sequence  $T$  of length  $n$  such that every client  $C$  in  $\mathcal{S}$  sees a partial sequence  $P_C$  consistent with  $T$ .*

**PROOF.** The definition of consistency of  $P_C$  with  $T$  is that every message  $p \in P_C$  with sequence number  $s_p \leq n$  is equal to the message with that sequence number in  $T$ . Let  $C_1$  be some client in the transitive closure set, with partial sequence  $P_{C_1}$ , and let  $u$  be some message with  $s_u > n$  that  $C_1$  shares with another client. Then let  $T$  be the portion of the path of  $u$  ending at sequence number  $n$  and  $t$  be the message at that sequence number. Clearly, by Lemma 1,  $P_{C_1}$  is consistent with  $T$ . We will show that, for every other client  $D$  with partial sequence  $P_D$ ,  $P_D$  has some message whose path includes  $t$ . Because  $D$  is in the transitive closure, there is a sequence of clients  $\mathcal{C} = (C_1, C_2, \dots, D)$  from  $C_1$  to  $D$ , where each shares an edge with the next. We prove by induction that  $P_D$  has a message whose path includes  $t$ .

- Base case:  $P_{C_1}$  includes  $u$ , whose path includes  $t$ .

- Inductive step: Each client in  $\mathcal{C}$  has a partial sequence with a message that includes  $t$  if the previous client does. Suppose  $P_{C_k}$  has a message  $w$  with a path that includes  $t$ , and shares message  $x$  with  $P_{C_{k+1}}$  such that  $s_x > n$ . By Lemma 1,  $w$  or  $x$ , whichever has the least sequence number, is in the path of the other, and therefore by Lemma 2,  $t$  is in the path of  $x$ .
- Let  $z$  be the message of  $D$  whose path includes  $t$ . By Lemma 1, every message in  $P_D$  with sequence number smaller than  $s_w$  is in the path of  $z$ . Since  $t$  is in the path of  $z$ , every message in  $P_D$  with smaller sequence number than  $s_t = n$  is in  $T$ . Therefore,  $P_D$  is consistent with  $T$ .  $\square$

## C IMPLEMENTATION

Our implementation has extra functionality and optimizations including support for transactions of any size.

*Arbitrary Sized Key-Value Pairs and Transactions.* Our implementation supports key-value pairs of any size. Our implementation does not require individual commits and transactions fit in a single fixed-size message. Our implementation instead allows transactions and commits to be broken into parts. Key-value data is broken into parts and span as many records as needed. Transactions and commits are pieced together from their parts to recover the key-value data for commit and transaction processing.

*Transaction Speculation.* Recall that many IoT devices are only intermittently online to save power. We also expect that the cloud server would typically be reachable and thus local communication would infrequently occur. Thus our implementation supports transaction speculation—an optimization that allows clients to obtain key-value pairs from transactions before the transactions are actually committed by the arbitrator. This optimizes for the common case and allow clients to provide a more interactive experience.

This optimization is implemented by examining the set of committed key-value pairs and the set of pending-arbitration transactions to determine the set of transaction commit decisions that the arbitrator will make assuming that there are no locally communicated transactions. Clients may use the speculative values as guard conditions for future transactions.

*Commit Compression.* During arbitration many transactions that operate on the same key-value pairs may be arbitrated together. For example, this can happen when an arbitrator is offline for a period of time and then pulls messages from the server. This may cause some commits to contain key-value pairs that have been overwritten by a newer commit processed in the same batch. To avoid sending commit information that will immediately be overwritten our implementation compresses several commits into one or more larger commits.

Multiple updates to the same key-value pair from multiple commits will be compressed to only a single update with that single update being the update from the most recent commit. This new commit will be at most as large as the sum of the sizes of commits it compresses but could be significantly smaller if many commits updated the same keys. When a commit becomes very large or a part of the commit has been sent, it will no longer be compressed.

We also have a presumed commit optimization—if a transaction with a later identifier is processed, early committed transactions are presumed to have committed and the commit records can be elided. Thus, it is important to maintain constraints on the relative ordering of commits and aborts—aborts must appear at least as early as they did in the original order to ensure that they are not presumed to have committed. If an abort appears in the middle of a sequence of commits that is compressed, it must be sent before the commits.