

Achieving Fairness via Post-Processing in Web-Scale Recommender Systems*

PREETAM NANDY, LinkedIn Corp., U.S.A.

CYRUS DICICCIO[†], while at LinkedIn Corp., U.S.A.

DIVYA VENUGOPALAN, LinkedIn Corp., U.S.A.

HELOISE LOGAN, LinkedIn Corp., U.S.A.

KINJAL BASU, LinkedIn Corp., U.S.A.

NOUREDDINE EL KAROUI*, while at LinkedIn Corp., U.S.A.

Building fair recommender systems is a challenging and crucial area of study due to its immense impact on society. We extended the definitions of two commonly accepted notions of fairness to recommender systems, namely equality of opportunity and equalized odds. These fairness measures ensure that equally “qualified” (or “unqualified”) candidates are treated equally regardless of their protected attribute status (such as gender or race). We propose scalable methods for achieving equality of opportunity and equalized odds in rankings in the presence of position bias, which commonly plagues data generated from recommender systems. Our algorithms are model agnostic in the sense that they depend only on the final scores provided by a model, making them easily applicable to virtually all web-scale recommender systems. We conduct extensive simulations as well as real-world experiments to show the efficacy of our approach.

ACM Reference Format:

Preetam Nandy, Cyrus DiCiccio, Divya Venugopalan, Heloise Logan, Kinjal Basu, and Nouredine El Karoui. 2022. Achieving Fairness via Post-Processing in Web-Scale Recommender Systems. In *FAccT '22: ACM Conference on Fairness, Accountability and Transparency*, June 21–24, 2022, Seoul, South Korea. ACM, New York, NY, USA, 22 pages.

1 INTRODUCTION

Fairness in classification [2, 8] and ranking problems [21] has been an active area of research in recent years due to its tremendous influence on society as a whole [7]. As more and more businesses rely on machine learning (ML) algorithms to recommend goods and services, treating affected individuals fairly is becoming ever more important. ML-based systems may contain implicit biases and can serve to reproduce or reinforce the biases present in society [11, 53]. It is crucial to be able to mitigate these biases, especially in large-scale industrial applications.

Fairness mitigation strategies commonly fall into one of three categories: pre-, in-, or post-processing. Pre-processing modifies training data to reduce potential sources of bias, often by removing features that are correlated with protected attributes ([12, 24, 51]). In-processing (also known as training-time) mitigation methods modify the model training objective to incorporate fairness, often by adding constraints or regularization penalties [2, 8, 32, 35, 49]. Finally, post-processing methods transform model scores to ensure fairness according to a provided definition. Post-processing methods learn (protected-attribute-specific) transformations of model scores to achieve fairness objectives [25, 31, 41].

*None of the authors received any third-party funding for this work.

[†]These authors contributed to this work while they were at LinkedIn Corp.

Permission to make digital or hard copies of all or part of this work for personal or classroom use is granted without fee provided that copies are not made or distributed for profit or commercial advantage and that copies bear this notice and the full citation on the first page. Copyrights for components of this work owned by others than ACM must be honored. Abstracting with credit is permitted. To copy otherwise, or republish, to post on servers or to redistribute to lists, requires prior specific permission and/or a fee. Request permissions from permissions@acm.org.

© 2022 Association for Computing Machinery.

Manuscript submitted to ACM

They are very appealing in industrial practice as they do not require changes to an existing model training pipeline. Virtually any model can be easily adjusted by a post-processing algorithm to achieve the desired fairness goal.

In this paper, we derive post-processing approaches providing fairness for ranked lists of items generated by a recommender system. Hardt et al. [25] introduce post-processing methods for equality of opportunity and equalized odds in the binary classification setting. However, these methods are not directly applicable to the ranking problems where fairness needs to hold with respect to the ranks of the items. Ranking problems are further complicated by the presence of position bias [29, 46], i.e., the bias in an end user’s response depending on an item’s position, which is not a concern in the binary classification setting. Geyik et al. [21] provides an algorithm for fair ranking (informed by an approximation of equality of opportunity) by modifying the classification definition. This work does not address position bias, and the methodology does not extended to other notions of fairness, such as equalized odds.

Recently, there has been extensive work focused on framing fairness in ranking as an optimization problem maximizing relevance subject to fairness constraints [13, 43, 44]. These procedures are also limited in the types of fairness they can accommodate (largely addressing variations of equal exposure) and cannot be directly applied to fairness definitions incorporating outcomes such as equality of opportunity or equalized odds [25]. They are also impractical for many internet applications, where latency concerns may pose problems for solving an optimization problem for real-time queries.

We formally extend the definitions of equality of opportunity and equalized odds from the binary classification [25] to the ranking context, provide a causal interpretation of the equalized odds condition (Section 3.3), and provide scalable post-processing techniques for mitigation of bias identified through these definitions, which has not been addressed by previous literature on fairness in ranking. We also explicitly handle the position bias issue and suggest simple mechanisms for controlling the fairness versus performance trade-off. Our novel method of enforcing equalized odds in ranking is highly flexible, and we show how it can be easily extended to tackle multiple outcomes and appropriate relaxations. We perform extensive experiments to showcase the efficacy of our procedure by considering simulated, public, and real-world datasets.

The remainder of the paper is organized as follows. We first define and then develop post-processing techniques to adjust for equality of opportunity and equalized odds in rankings (Section 2 and Section 3 respectively). We address the position bias issues present in the ranking context for both the mechanisms in Section 4. We empirically show the efficacy of our approach in Section 5 before concluding with a discussion in Section 6. Proofs of all results are given in the Appendix in the supplementary material. We end this section with a brief overview of the related literature.

1.1 Related Work

Most early work in fairness has been on classification tasks and strives to achieve fairness notions such as equalized odds on protected attributes [2, 20, 23, 25, 47, 48, 50]. Also, many techniques for training models that guarantee other definitions of fairness, such as equality opportunity [25] and demographic parity, have been widely studied in recent years [16, 22, 30, 52]. Penalty methods for incorporating fairness constraints during model training has received a great deal of attention [8, 32, 35, 49]. Although they are sound theoretical methods, many of them do not scale well due to the iterative nature of these algorithms [2] and hence can become a bottleneck in many large-scale applications. Thus, post-processing techniques, which are model-agnostic, are often preferable.

Many large-scale recommender systems are ranking systems, returning a list of ranked results to the users. Although there are several scalable post-processing methodologies [25, 31, 41] for fairness, most of them focus on classification problems, and they do not directly translate to the ranking problem. Moreover, position bias plays a critical role in

these ranking frameworks, which we address through our post-processing reranker. Several works handle fairness in recommender systems by solving a constrained optimization to optimize for relevance, subject to fairness constraints [13, 43]. These techniques are broadly applicable but suffer from two drawbacks. First, they are limited in the types of fairness they can address and are limited to addressing variations of equal exposure (and cannot be applied to fairness definitions incorporating outcomes such as equality of opportunity). Second, they are impractical for many internet applications, where latency concerns may pose problems for solving an optimization problem for real-time queries. [21] provides an algorithm for fair recommendations informed by an approximation of equality of opportunity through an approximation to the classification definition. However, this work lacks a meaningful extension of this fairness notion to the ranking setting and does not address equalized odds. There have also been works addressing fairness in Learning-to-Rank applications [36, 44] which is beyond the scope of this paper.

2 EQUALITY OF OPPORTUNITY IN RANKINGS

Throughout, we assume that a machine learning model predicts an outcome Y from available features X resulting in a score $s(X)$ (or simply s for compactness). These predictions are used to provide ranked recommendations of people or items where each recommendation is assumed to have a categorical group characteristic C (e.g., protected attribute status). Before discussing equality of opportunity for ranking, we will recall the definition of equality of opportunity (*EOpp*) for binary classification [25]. In the binary classification context, machine learning models yield a binary prediction \hat{Y} which can but need not be derived from a score $s(X)$.

Definition 2.1 (EOpp in classification). A binary predictor \hat{Y} satisfies equal opportunity with respect to a (protected) characteristic C if \hat{Y} is independent of C given $Y = 1$, that is,

$$\mathbb{P}(\hat{Y} = 1 \mid C = c_1, Y = 1) = \mathbb{P}(\hat{Y} = 1 \mid C = c_2, Y = 1), \text{ for all } c_1, c_2.$$

In other words, \hat{Y} is independent of C given that $Y = 1$.

A useful extension of this condition beyond binary model outputs is to the case when the model outputs scores. In this setting, we require that the distribution of model scores be independent of C given that $Y = 1$ (see, e.g., [35], Section 2.1). For threshold based classifiers (i.e., ones for which $\hat{Y}(X) = 1$ if and only if $s(X) > t$ for an appropriate threshold t), this would ensure *EOpp* for the associated classifiers at all thresholds.

Definition 2.2 (EOpp in rankings). A scoring function satisfies equal opportunity with respect to a (protected) characteristic C and score $s(X)$ if for all c_1, c_2 and t ,

$$\mathbb{P}(s(X) \leq t \mid C = c_1, Y = 1) = \mathbb{P}(s(X) \leq t \mid C = c_2, Y = 1), .$$

In industry applications, Definition 2.2 is a natural requirement as scores could be passed downstream to other machine learning systems before yielding final recommendations. Even in the case of classification, applying the “ranking” definition of *EOpp* can be preferable. One reason is that in many internet applications, the threshold t for a score based classifier is chosen through A/B experimentation to yield a desirable tradeoff of business metrics [4]. As such, it is generally not known a priori which threshold is needed, and this definition affords the robustness and flexibility of guaranteeing fairness regardless of the threshold chosen. Note that the solution proposed in [25] is based on Definition 2.1, while in the following subsection, we propose a solution based on Definition 2.2.

2.1 Algorithm to achieve Equality of Opportunity:

In the following lemma, we present a simple post-processing algorithm that achieves *EOpp* at all thresholds t simultaneously. Define the cumulative distribution function (CDF) of scores in group $C = c$ and $Y = 1$ by

$$F_{c,1}(t) = \mathbb{P}(s(X) \leq t \mid C = c_1, Y = 1) = \mathbb{P}(s(X) \leq t \mid C = c, Y = 1) .$$

Applying an appropriate CDF transformation to the model scores achieves *EOpp* .

LEMMA 2.3 (ALGORITHM FOR *EOpp*). *Let $F_{c,1}(\cdot)$ be the cumulative distribution function (CDF) of scores in group $C = c$ and $Y = 1$. Then for each c , the transformation of the scores of group $C = c$ as $s(X) \rightarrow F_{c,1}(s(X))$, will guarantee *EOpp* for all thresholds t .*

The CDF transformations in Lemma 2.3 maps the scores into $[0, 1]$. We can apply an additional transformation $F^{-1}(\tilde{F}(\cdot))$ to bring the scores back to the original scale, where F and \tilde{F} are the CDF of the scores before applying any transformation and after applying the transformations in Lemma 2.3, respectively. Note that this step will not affect the *EOpp* problem, since $F^{-1}(\tilde{F}(\cdot))$ is a monotonic transformation. This step might be useful in industrial settings where scores are used in more than one machine learning systems. This line of reasoning is similar to quantile normalization in (bio)statistics [5, 10].

2.2 Variants of *EOpp* algorithm:

These post-processing approaches also allow us to maintain *EOpp* between retraining of the models by updating the $F_{c,1}$'s online, as user engagement can be changing dynamically, requiring adjustment to the algorithm [18]. In practice, we discretize (for instance, at every percentile or every 10^{-4}) the CDFs corresponding to the *EOpp* transformation and create a linear or higher-order interpolation between the points for applying the transformation. Next, note that the algorithm immediately generalizes to an arbitrary number of characteristics. Furthermore, one could relax the strict *EOpp* constraint, by considering the following modification to the transformation of the scores:

$$\tilde{s}_c(\alpha) = \alpha \times F^{-1}(\tilde{F}(F_{c,1}(s_c))) + (1 - \alpha) \times s_c, \quad (1)$$

where s_c denote the score restricted to $C = c$ and $\alpha \in [0, 1]$ is a tuning parameter for linearly mixing the original score with the transformed score. We can tune α to achieve a desirable performance-fairness trade-off (if needed), where larger values of α would bring more fairness (in terms of *EOpp*), possibly at the expense of lower model performance.

3 EQUALIZED ODDS IN RANKINGS

Equalized odds (*EOdds*) is a fairness definition which extends equality of opportunity. In the context of binary classification, [25] defines equalized odds as follows.

Definition 3.1 (EOdds in classification). A binary predictor satisfies equalized odds with respect to a (protected) characteristic C and decision \hat{Y} , if \hat{Y} is independent of C given Y , that is, $\mathbb{P}(\hat{Y} = 1 \mid C = c_1, Y = y) = \mathbb{P}(\hat{Y} = 1 \mid C = c_2, Y = y)$ for all c_1, c_2 and $y \in \{0, 1\}$.

Similarly to the *EOpp* definition, the *EOdds* definition can be naturally extended to handle the ranking case, where ranks are assigned according to a scoring function $s(X)$.

Definition 3.2 (EOdds in rankings). A scoring function satisfies equalized odds with respect to a (protected) characteristic C and score $s(X)$ if $\mathbb{P}(s(X) \leq t \mid C = c_1, Y = y) = \mathbb{P}(s(X) \leq t \mid C = c_2, Y = y)$ for all c_1, c_2, t and $y \in \{0, 1\}$. That is, the score distribution is independent of C given the outcome Y .

This is equivalent to the requirement that the distribution of the scores is independent of C given the outcome Y . Unlike *EOpp*, *EOdds* cannot be achieved through a deterministic transformation. [25] provide a randomization mechanism to change binary classification labels in such a way that the derived prediction satisfies *EOpp*. We will now review the binary classification setting, and develop a methodology for the ranking context.

3.1 Re-Ranking for Equalized Odds:

In the context of classifiers, *EOdds* can be achieved by randomizing classifications as follows. Consider randomly changing the decision of a classification $\hat{Y} = y$ for group $C = c$ with probability $p_{y,c}$. The resulting randomized classification, satisfies equalized odds whenever the following set of linear constraints are satisfied for all c_1, c_2 and y :

$$\begin{aligned} & (1 - p_{y,c_1}) \cdot \mathbb{P}(\hat{Y} = y \mid C = c_1, Y = y) + \\ & \quad p_{1-y,c_1} \cdot \mathbb{P}(\hat{Y} = 1 - y \mid C = c_1, Y = y) \\ & = (1 - p_{y,c_2}) \cdot \mathbb{P}(\hat{Y} = y \mid C = c_2, Y = y) + \\ & \quad p_{1-y,c_2} \cdot \mathbb{P}(\hat{Y} = 1 - y \mid C = c_2, Y = y). \end{aligned}$$

We extend this reasoning to the ranking context. Without loss of generality, assume that the ranking scores $s(\cdot)$ fall in the interval $[0, 1)$. Note that if the scores do not fall in this interval, they can easily be transformed to this interval in a way that does not affect rankings, for instance, by applying an inverse logit transformation.

Let I_1, \dots, I_K be a partition of the score domain. That is, choose intervals $I_k = [i_k, i_{k+1})$ for $k = 1, \dots, K$, where $0 = i_1 < i_2 < \dots < i_{K+1} = 1$. We will derive a score achieving equalized odds by randomizing the original scores between these intervals. For each category $C = c_i$, define p_{k,k',c_i} (such that $\sum_{k'} p_{k,k',c_i} = 1$ for all k and c_i) to be the probability that the score from an item with characteristic c_i is randomly moved from interval indexed by k to interval indexed by k' (for notational compactness, we will write P as the set of these probabilities). Let Z_{k,c_i} be a multinomial random variable with probabilities $(p_{k,1,c_i}, \dots, p_{k,K,c_i})$. Then, for an item with characteristic $C = c_i$ and score $s(X) \in I_k$, we define $\bar{s}(X; P)$ (or more compactly $\bar{s}(X)$) to be a score chosen in the interval $I_{Z_{k,c_i}}$ according to an arbitrary (for instance, uniform) distribution on $I_{Z_{k,c_i}}$. Note that,

$$\begin{aligned} & \mathbb{P}(\bar{s}(X) \in I_{k'} \mid C = c_i, Y = y) \\ & = \sum_k p_{k,k',c_i} \cdot \mathbb{P}(s(X) \in I_k \mid C = c_i, Y = y). \end{aligned} \tag{2}$$

Consequently, the randomized score $\bar{s}(X)$ satisfies equalized odds whenever p_{k,k',c_i} 's are chosen to satisfy $\mathbb{P}(\bar{s}(X) \in I_{k'} \mid C = c_1, Y = y) = \mathbb{P}(\bar{s}(X) \in I_{k'} \mid C = c_2, Y = y)$ for all k' and $y \in \{0, 1\}$. It is readily seen from Equation (2) that this specifies a system of linear equations in the interval transition probabilities $P = \{p_{k,k',c_i}\}$. Not only does a solution to this system always exist, but there are infinitely many solutions. Ideally, we would like to use a solution which gives good model performance. To identify a “best” solution, let $\phi(F_{X,Y,C}, P)$ be a functional of the data generating distribution $F_{X,Y,C}(\cdot)$ and the interval transition probabilities P such that $\phi(F_{X,Y,C}, P)$ captures some aspect of predictive performance such as mean squared error or area under the receiver operating characteristic curve (ROC-AUC). Note that $F_{X,Y,C}(\cdot)$ is generally not known, but is easily replaced by the empirical version in such situations. Finding the

optimal interval transition probabilities can be formulated as a maximization problem

$$\begin{aligned} & \max_P \phi(F_{X,Y,C}, P) \text{ such that} \\ & \sum_k p_{k,k',c_i} \cdot \mathbb{P}(s(X) \in I_k \mid C = c_1, Y = y) \\ & = \sum_k p_{k,k',c_i} \cdot \mathbb{P}(s(X) \in I_k \mid C = c_2, Y = y) \end{aligned} \quad (3)$$

for all c_1, c_2, k' , and $y \in \{0, 1\}$.

THEOREM 3.3. *The randomized score $\bar{s}(X)$ derived from $s(X)$ using interval transition probabilities found as the solution to the optimization problem (3) satisfies*

$$\mathbb{P}(\bar{s}(X) \leq t \mid C = c_1, Y = y) = \mathbb{P}(\bar{s}(X) \leq t \mid C = c_2, Y = y),$$

for all c_1, c_2, y , and t .

While the choice of the objective function ϕ can be arbitrary, we give two suggestions. One choice is to define ϕ as $\mathbb{E}(|s(X) - \bar{s}(X)|)$, which gives the least possible average movement of the scores, which were originally chosen to give good performance. The empirical version of this condition can easily be written as a linear equation, which gives the computational convenience that the optimization problem (3) becomes a linear program (LP). Another choice is to maximize for ROC-AUC which boils down to solving a quadratic program (QP) (See Appendix for details).

Let $P^* = \{p_{k,k',c_i}^*\}$ denote the solution of (3). Then, to apply the *EOdds* transformation to each score $s(X) \in I_k$ corresponding to an item in c_i , we just need to sample from a multinomial distribution with probabilities $(p_{k,1,c_i}^*, \dots, p_{k,K,c_i}^*)$ to choose a destination bin index and sample from a, for instance, uniform distribution on the chosen bin. This shows the scalability of the proposed solution.

Time complexity: In practice, the *EOpp/EOdds* transformation works by observing the initial score, finding its score bucket, and allocating it to a different score bucket based on a pre-computed mapping for *EOpp* and based on a pre-computed probability vector for *EOdds*. Finding the score bucket corresponding to the initial score can be done in $\log(K)$ (or even constant) time, where K is the number of score buckets. Allocating it to a different score bucket can be done in $O(1)$ time using HashMaps for *EOdds* (trivially for *EOpp*). As the number of items n increases, the new final list can be obtained in $O(n \log(K))$ time.

Choice of bins: Note that the choice of bins are arbitrary but obvious choices include equispaced bins or quantile binning. We recommend choosing intervals based on quantiles for *EOpp*. However, we experimented with equispaced bins for the *EOdds* transformation in our social network application and still got a good performance. For *EOdds*, we note that finer binnings typically result in less degradation to model performance, however in our empirical evaluations (including a social network application), we saw little benefit from using more than 100 equispaced bins or from using quantiles instead of equispaced bins. Given modern linear program solvers can easily handle thousands of bins, we encourage practitioners to use as fine a binning as practical subject to suitable model performance.

3.2 Extensions of Equalized Odds:

EOdds has several natural extensions such as to general categorical outcomes that are easily handled by adjustments to the constraints in the optimization based methodology for re-ranking. Suppose that items are ranked according to a score $s(X)$, and the rankings result in an outcome $y \in 1, \dots, M$. For example, in a news feed context, users of a site may

engage with articles in multiple ways captured by actions such as “like,” “comment,” or “share.” We extend the definition of equalized odds to ensure that the rankings are fair with respect to any of these outcomes across all characteristics.

Definition 3.4 (Multi-Outcome EOdds in Rankings). A score based ranker satisfies equalized odds with respect to (protected) characteristic C and score $s(X)$ if

$$\mathbb{P}(s(X) \leq t \mid C = c_1, Y = y) = \mathbb{P}(s(X) \leq t \mid C = c_2, Y = y),$$

for all $c_1, c_2, y \in \{1, \dots, M\}$ and t .

Achieving multi-outcome *EOdds* simply requires extending the linear constraints in optimization problem (3) to all $y \in \{1, \dots, M\}$. When finding a randomized scoring function as a solution to this modified optimization problem, an analogous result to Theorem 3.3 holds, but for multi-outcome *EOdds*.

Another simple modification is to relax the strictness of the equalized odds condition.

Definition 3.5 (ϵ_0, ϵ_1 -differentially EOdds in Rankings). A score based ranker satisfies ϵ_0, ϵ_1 -differentially equalized odds with respect to (protected) characteristic C and score $s(X)$ if

$$\exp(-\epsilon_y) \leq \frac{\mathbb{P}(s(X) \leq t \mid C = c_1, Y = y)}{\mathbb{P}(s(X) \leq t \mid C = c_2, Y = y)} \leq \exp(\epsilon_y)$$

for all c_1, c_2, t and $y \in \{0, 1\}$.

Ensuring that a randomized ranking score $\bar{s}(X)$ satisfies ϵ_0, ϵ_1 -differentially *EOdds* requires conditions that can be expressed as linear constraints, for example through

$$\mathbb{P}(\bar{s}(X) \leq t \mid C = c_1, Y = 1) - \exp(\epsilon) \mathbb{P}(\bar{s}(X) \leq t \mid C = c_2, Y = 1) \leq 0$$

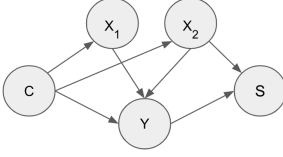
and similarly for the remaining constraints required. Once again, a simple modification of the constraints in optimization problem (3) leads to a randomized ranking score such that an analogous result to Theorem 3.3 holds, but for ϵ_0, ϵ_1 -differentially *EOdds*. An interesting special case is ∞, ϵ_1 -differentially equalized odds, which reduces to ϵ_1 -differentially *EOpp*, providing a method to re-rank for an alternative relaxation of *EOpp*. Adjusting the ϵ_0, ϵ_1 allows the practitioner to strike a desirable balance between fairness and model performance.

3.3 Causal Interpretation of Equalized Odds:

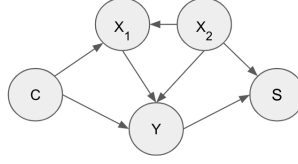
We conclude this section by providing an interpretation of *EOdds* using causal graphs. A causal graph is a directed acyclic graph (DAG) where the nodes represent variables, and the directed edges in the graph define conditional independence relationships among the variables via the notion of d-separation [39]. The conditional independence between the scoring variable $s(X)$ (or S in short) and the characteristic C given the observed outcome Y (Definition 3.2) can be represented by the absence of paths from C to S that are not d-separated by Y in the underlying causal DAG. We illustrate this through the following examples.

For simplicity, we assume that no variable has a causal influence on C and S has no causal influence on any variable. These assumptions are reasonable in most situations where C is an exogenous variable representing gender, race, or age, and S is generated through machine learning models based on Y and other variables. The causal DAG corresponding to our first example is depicted in Figure 1a. In this case, the *EOdds* is not satisfied due to the existence of the directed path $C \rightarrow X_2 \rightarrow S$ that does not go through Y . In other words, the *EOdds* condition prohibits the characteristic C from having a causal influence on the score S except through the observed outcome Y . In the DAG given in Figure 1b, the

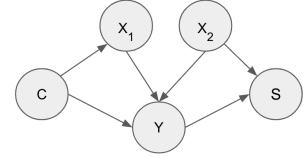
path $C \rightarrow X_1 \leftarrow X_2 \rightarrow S$ from C to S is not d -separated by Y since Y is a child of the collider node X_1 . In other words, the $EOdds$ condition prohibits a conditional dependency between the characteristic C and the score S given Y through "selection bias" [19, 40]. Finally, the DAG in Figure 1c satisfies $EOdds$ since Y is a non-collider node on the only path $C \rightarrow Y \rightarrow S$ from C to S , and hence C and S are d -separated by Y .



(1a) $EOdds$ is not satisfied due to the existence of the directed path $C \rightarrow X_2 \rightarrow S$.



(1b) $EOdds$ is not satisfied due to the existence of the collider path $C \rightarrow X_1 \leftarrow X_2 \rightarrow S$ and the directed edge $X_1 \rightarrow Y$.



(1c) $EOdds$ is satisfied since the only directed path from C to S is d -separated by Y .

4 POSITION BIAS ADJUSTMENT

To understand the effect of position bias in achieving $EOpp$ and $EOdds$, consider a recommendation system where for each query q , a candidate set of J items $\{d_1^{(q)}, \dots, d_J^{(q)}\}$ are ranked according to a scoring function $s(X)$ defined on a set of features X . The viewer's response to $d_i^{(q)}$ in the recommended list not only depends on the quality of $d_i^{(q)}$ (relative to the viewer) but also depends on the position of $d_i^{(q)}$ in the list. The position bias refers to the fact that the chance of observing a positive response (e.g., a click) on an item appearing at a higher position (where the highest position is Position 1) is higher than the chance of observing the same in a lower position. We emphasize that both observed and unobserved items are considered for defining position bias. Consequently, our definition of position bias covers all biases that are due to the position at which an item is ranked, including selection bias [37, 38] and trust bias [3, 45]. Selection bias (users only observing the items ranked in the top k positions), and trust bias (having a higher likelihood to click a higher ranked item among the observed items) both stem from the position at which an item is ranked.

To define $EOpp$ or $EOdds$ in the presence of the position bias, we need to take into account the dependency of the response variable Y on the position where the item is shown. To this end, we denote the counterfactual response of an item appearing at position j by $Y(j)$. Furthermore, we denote by γ the position of an item in the ranking generated by $s(X)$. Therefore, the observed response is given by $Y(\gamma)$.

Definition 4.1. A scoring function $s(X)$ of a recommendation system satisfies $EOpp$ or $EOdds$ with respect to a characteristic C if

$$\mathbb{P}(s(X) \leq t \mid C = c_1, Y(\gamma) = y) = \mathbb{P}(s(X) \leq t \mid C = c_2, Y(\gamma) = y), \quad (4)$$

for all t, c_1, c_2 , and for $y = 1$ for $EOpp$ and $y \in \{0, 1\}$ for $EOdds$.

Note that the post-processing approaches discussed in the previous section work under the assumption that $Y(j)$'s are identical for all j . To see this, let $\tilde{s}(X)$ denote the score of an item after applying the $EOpp$ or $EOdds$ post-processing algorithm and let $\tilde{\gamma}$ denote the corresponding position of the item in the ranking generated by $\tilde{s}(X)$. Then $(\tilde{s}(X), \tilde{\gamma})$ would satisfy (4) for γ equals the position of the item in the ranking without post-processing. However, this does not guarantee that $(\tilde{s}(X), \tilde{\gamma})$ would satisfy (4) unless $Y(j)$'s are identical for all j . Below, we propose adjustments to the $EOpp$ and $EOdds$ algorithms for satisfying (4) under the following assumptions on the position bias:

ASSUMPTION 1. For all queries q and all candidate items $d_i^{(q)}$ and all $j > 1$, we assume

- (1) Homogeneity: $\mathbb{P}(Y(j) = 1 \mid Y(1) = 1, d_i^{(q)}) = \mathbb{P}(Y(j) = 1 \mid Y(1) = 1)$, and
- (2) Preservation of Hierarchy: $\mathbb{P}(Y(j) = 1 \mid Y(1) = 0, d_i^{(q)}) = 0$.

The first assumption states that the position bias is homogeneous over all queries and candidate items. This is a common assumption in the literature [43, 44, 46]. The second assumption states that if a candidate item in a given position does not get a positive response, it cannot get a positive response in a lower position (which is reasonable in most practical settings). Under Assumption 1, we formally define the position bias as the following positive response decay factor:

$$w_j := \mathbb{P}(Y(j) = 1 \mid Y(1) = 1) \text{ for } j = 1 \dots, J. \quad (5)$$

4.1 Tackling Position Bias for Equality of Opportunity:

We achieve Eq. (4) for *EOpp* by learning the conditional CDFs of weighted scores (c.f. Lemma 2.3) where the weights are given by the inverse of the decay factor defined in Eq. (5).

THEOREM 4.2. Let w_j be as in Equation (5) and let $F_{c,1}^*(\cdot)$ denote the CDF of the conditional scores $s(X)$ given $Y(y) = 1$ and $C = c$ with weights $1/w_y$. Under Assumption 1, the transformed scores $\tilde{s}(X) := \sum_c F_{c,1}^*(s(X))1_{\{C=c\}}$ satisfy

- (1) $\mathbb{P}(\tilde{y} = j \mid C = c_1, Y(1) = 1) = \mathbb{P}(\tilde{y} = j \mid C = c_2, Y(1) = 1)$, and
- (2) $\mathbb{P}(\tilde{s}(X) \leq t \mid C = c_1, Y(\tilde{y}) = 1) = \mathbb{P}(\tilde{s}(X) \leq t \mid C = c_2, Y(\tilde{y}) = 1)$,

for all j, t and c_1, c_2 , where \tilde{y} denotes the position of an item based on $\tilde{s}(X)$.

The first part of Theorem 4.2 shows that the weighted CDF transformations guarantee “fairness of exposure” with respect to the items with a (counterfactual) positive response at position 1. This is also related to the notion of group fairness parity in [44].

COROLLARY 4.3. For a characteristic $C = c$, let $M_c := \mathbb{P}(Y(1) = 1 \mid C = c)$ and $v_{obs}(c) := \mathbb{P}(Y(\tilde{y}) = 1 \mid C = c)$ be the average merit and the observed exposure (with respect to the scoring function $\tilde{s}(X)$ defined in Theorem 4.2), respectively. Then under Assumption 1, $\tilde{s}(X)$ achieves the group fairness parity, given by the following constraint: $v_{obs}(c_1)/M_{c_1} = v_{obs}(c_2)/M_{c_2}$, for all c_1, c_2 .

4.2 Tackling Position Bias for Equalized Odds:

We achieve Equation (4) for *EOdds* by carefully adjusting the counts of positive and negative labels in certain data segments defined by $\{C = c, Y(y) = y, s(X) \in I_k, y = j\}$. To motivate our approach, we first show that if we had access to the counterfactual label $Y(1)$, then the method defined in the previous section would have worked. Then we describe how we can estimate $\mathbb{P}(\tilde{s}(X) \in I_k \mid C = c, Y(1) = y)$ by adjusting for the position bias.

THEOREM 4.4. Under Assumption 1, let $\tilde{s}(X)$ be such that $\mathbb{P}(\tilde{s}(X) \leq t \mid C = c_1, Y(1) = y) = \mathbb{P}(\tilde{s}(X) \leq t \mid C = c_2, Y(1) = y)$, for $k \in \{1, \dots, K\}$, $y \in \{0, 1\}$ and for all c_1, c_2 . Then $\tilde{s}(X)$ satisfies the equalized odds conditions given in Definition 4.1.

To use Theorem 4.4 in conjunction with the optimization given in (3), we need to estimate the counterfactual probabilities $\mathbb{P}(s(X) \in I_k \mid C = c, Y(1) = y)$ for all c, y and k . To this end, we define the adjusted positive and negative label counts at position j as follows.

$$n_{c,1,k}^{(j)'} = n_{c,1,k}^{(j)}/w_j \text{ and } n_{c,0,k}^{(j)'} = (n_{c,0,k}^{(j)} + n_{c,1,k}^{(j)}) - n_{c,1,k}^{(j)'}$$

where $n_{c,y,k}^{(j)} := \sum_r 1_{\{C_r=c, Y_r(Y_r)=y, s(X_r) \in I_k, Y_r=j\}}$ is the observed count and w_j is the positive response decay factor defined in (5). Then we estimate $\mathbb{P}(s(X) \in I_k \mid C = c, Y(1) = y)$ as

$$\hat{\mathbb{P}}(s(X) \in I_k \mid C = c, Y(1) = y) = \frac{\left(\sum_j n_{c,y,k}^{(j)'}\right)}{\left(\sum_{j,k} n_{c,y,k}^{(j)'}\right)}. \quad (6)$$

We prove the correctness of this adjustment in Theorem 4.5.

THEOREM 4.5. *Under Assumption 1, $\hat{\mathbb{P}}(s(X) \in I_k \mid C = c, Y(1) = y)$ converges to $\mathbb{P}(s(X) \in I_k \mid C = c, Y(1) = y)$ almost surely for all k, c, y .*

4.3 Position Bias Estimation:

The weighted CDF transformations defined in Theorem 4.2 and the estimation of the counterfactual probabilities $\mathbb{P}(s(X) \in I_k \mid C = c, Y(1) = y)$ via (6) require the positive response decay factors w_j 's defined in (5) to be known or estimated. To estimate w_j , we may collect data by randomizing slots and estimate w_j as the ratio of the number of positive responses at position j and position 1, i.e.

$$\hat{w}_j = \frac{(\sum_r 1_{\{Y_r(Y_r)=1, Y_r=j\}})/(\sum_r 1_{\{Y_r=j\}})}{(\sum_r 1_{\{Y_r(Y_r)=1, Y_r=1\}})/(\sum_r 1_{\{Y_r=1\}})}. \quad (7)$$

Without randomization, we will end up underestimating w_j by using Equation (7) as the items served at position j are expected to be of lower quality than the items served at position 1. More precisely, in the observational data where the items are ranked according to $s(X)$, the conditional distribution of $s(X)$ given $\gamma = 1$ is expected to be stochastically larger than that of $s(X)$ given $\gamma = j$. However, randomly shuffling all items can undesirably harm viewers' experience. A less harmful alternative is to shuffle pairs of items randomly [29, 46]. To estimate the weights from observational data, [46] applied the EM algorithm with a parametric click model. Below, we propose a non-parametric approach to estimate the weights from observational data based on importance sampling. To this end, we first estimate the response bias at position j relative to position $j - 1$ by correcting for the discrepancy in the distribution of scores in those positions with importance weighting as follows.

Let $f_j(\cdot)$ denote the conditional density of the observed score at position j . For $j \geq 2$, define

$$\eta_j = \frac{\mathbb{E}\left(Y(\gamma) \frac{f_{j-1}(s(X))}{f_j(s(X))} \mid \gamma = j\right)}{\mathbb{E}(Y(\gamma) \mid \gamma = j - 1)}. \quad (8)$$

It is straightforward to estimate η_j by replacing the conditional density and the conditional expectations with the corresponding empirical estimates. We denote this estimator by $\hat{\eta}_j$. Finally, we estimate w_j by $\hat{w}_j = \prod_{r=2}^j \hat{\eta}_r$. We establish the correctness of this method in the following theorem.

THEOREM 4.6. *Under Assumption 1, η_j defined in (8) equals $\mathbb{P}(Y(j) = 1 \mid Y(1) = 1) / \mathbb{P}(Y(j - 1) = 1 \mid Y(1) = 1)$ and hence, w_j defined in (5) equals $\prod_{r=2}^j \eta_r$.*

The reason for not estimating the w_j directly by using the importance weights $f_1(s(X))/f_j(s(X))$ is that the distribution of scores at position 1 might be much different from its counterpart at position j , even for not-so-large large j . Our adjacent-pairwise importance sampling approach tends to have a lower variance than the direct importance sampling approach since the score distributions of the adjacent positions are expected to be relatively close to each other. However, for practical purposes we recommend to use a truncated version $\hat{w}_j = \prod_{r=2}^{\min(j,T)} \hat{\eta}_r$ for some threshold T .

This is equivalent to assuming $\eta_j = 1$ for all $j > T$, which is a reasonable practical assumption for most recommendation systems. The overall algorithms for position adjusted *EOpp* and *EOdds* are given below.

4.4 Position Bias Adjusted Algorithms

Algorithm 1 Position Bias Adjusted Equality of Opportunity

- 1: **Reranker Training**
 - 2: Input: Score, position, label and characteristic data $(s_i, \gamma_i, y_i, c_i)$, $i = 1, \dots, n$
 - 3: Compute the weighted empirical CDF $\hat{F}_{c,1}^*$ of the conditional scores $s(X)$ given $Y(\gamma) = 1$ and $C = c$ with weights $1/\hat{w}_\gamma$ computed as in Section “Position Bias Adjustment”
 - 4: Output: The empirical distribution functions $\hat{F}_{c,1}^*$
 - 5: **Reranker Scoring**
 - 6: Input: Score S , characteristic C
 - 7: Output: Fair score, $\tilde{S} = \sum_c \hat{F}_{c,1}^*(S) 1_{\{C=c\}}$
-

Algorithm 2 Position Bias Adjusted Equalized Odds

- 1: **Reranker Training**
 - 2: Input: Score, position, label and characteristic data $(s_i, \gamma_i, y_i, c_i)$, $i = 1, \dots, n$ and a partition of the score space I_1, \dots, I_K
 - 3: Estimate empirical conditional bin probabilities as in (6) with weights estimated as in Section “Position Bias Adjustment”
 - 4: Find P , the solution to Optimization Problem (3)
 - 5: Output: Vector of interval transition probabilities, P
 - 6: **Reranker Scoring**
 - 7: Input: Score S , characteristic C , a partition of the score space I_1, \dots, I_K , interval transition probabilities $P = \{p_{k,k',c}\}$ and distribution functions F_1, \dots, F_K
 - 8: Determine k such that $S \in I_k$
 - 9: Choose k' from a multinomial distribution with probabilities $\{p_{k,1,C}, \dots, p_{k,K,C}\}$
 - 10: Randomly select a point \tilde{S} within I_k according to $F_k(\cdot)$
 - 11: Output: Fair score, \tilde{S}
-

5 EMPIRICAL EVALUATION

We do a thorough simulation study to validate the need and the efficacy of our algorithms to achieve fairness in web-scale recommender systems. Note that this validation cannot be done with a publicly available dataset since the labels in a validation data must be generated after reranking items with our post-processing algorithms in order to capture the effect of the position bias. Next, we demonstrate the scalability of our methods with an application on a connection recommendation system in a real-life social network platform.

The simulation and empirical studies shown here are to demonstrate that the proposed methods exactly satisfy the stated definitions of fairness (namely *EOpp* and *EOdds*), with limited impact on (and potentially even improvement to) model performance. Existing work in fairness for recommendation systems considers fairness definitions other than *EOpp* and *EOdds* and we cannot make meaningful comparisons between fairness definitions, nor can we interpret differences in model performance changes (e.g. stricter notions of fairness often yield larger impact on model predictive

performance). For this reason, we omit comparisons with methods of achieving differing notions of fairness and leave the choice of the appropriate fairness criteria to the domain expertise of practitioners who can best assess the suitability of various fairness criteria to the problem at hand. Please see the discussion section below for more on the choice of fairness metrics.

5.1 Simulation Study:

We generate a population of $p = 50000$ items, where each item consists of id i , characteristic $C_i \sim \{0, 1\}$, $Y_i(1) \in \{0, 1\}$ and relevance R_i . We independently generate C_i 's from a *Bernoulli* (0.6) distribution. The conditional distribution $Y_i(1)$ given $C_i = 0$ is *Bernoulli* (0.4), and the conditional distribution $Y_i(1)$ given $C_i = 1$ is *Bernoulli* (0.5). Finally, $R_i | (C_i, Y_i(1))$ is generated from

$$\mathcal{N}(0.6Y_i(1) + 2C_i, 0.5) + (1 - C_i)\text{Uniform}[0, (1 + Y_i(1))].$$

We consider a recommendation system with $K = 50$ slots. For each query, we randomly select 50 items from the population and assign a score $s_i = R_i + \mathcal{N}(0, 0.1)$ to each selected item $i \in \{1, \dots, 50000\}$. The selected items are then ranked according to s_i (in a descending order) and assigned position according to $\text{rank}(i)$. Finally, the item at position j gets observed response $Y(j) = Y(1) \times \text{Bernoulli}(w_j)$ with position bias $w_j = 1/\log_2(1 + j)$. We generate a training dataset based on 100000 queries and a validation dataset based on 50000 queries.

Results: We use the adjacent-pairwise importance sampling approach with the threshold $T = 30$ for the position bias estimation based on the training dataset. Next, we learn the weighted empirical CDF for *EOpp* based on the training data. To learn the position bias-adjusted *EOdds* re-ranker based on the training data, we apply an inverse-logit transformation to the score, discretize the score using 100 equally spaced intervals and solve the optimization problem given in (3) with $\mathbb{E}(|s(X) - \bar{s}(X)|)$ as the objective function.

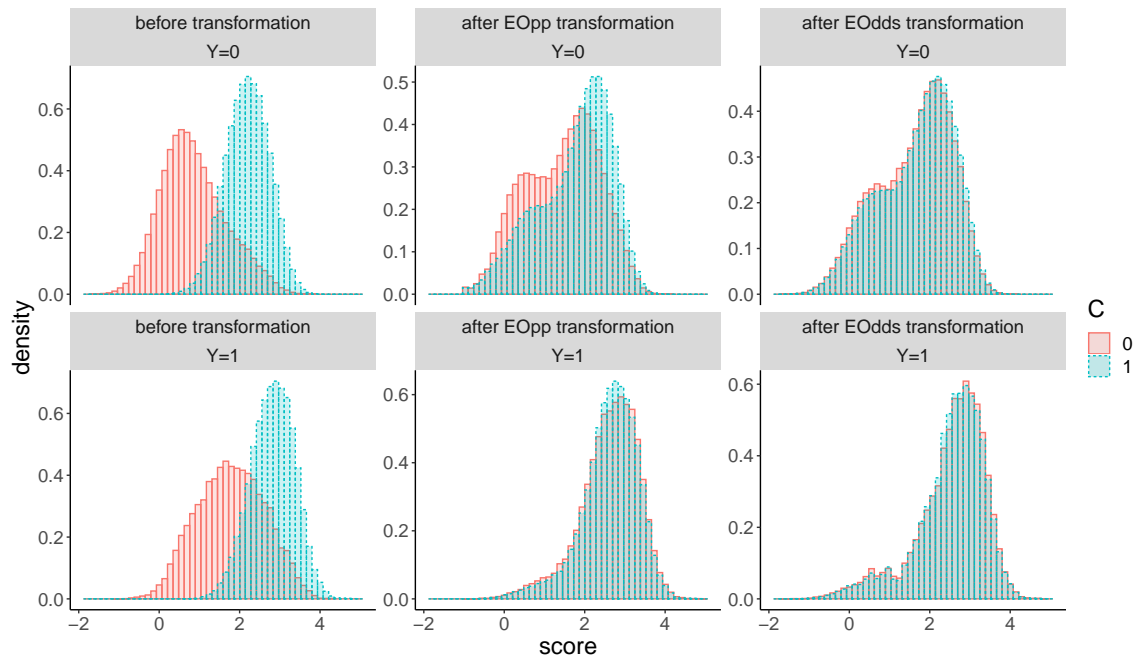
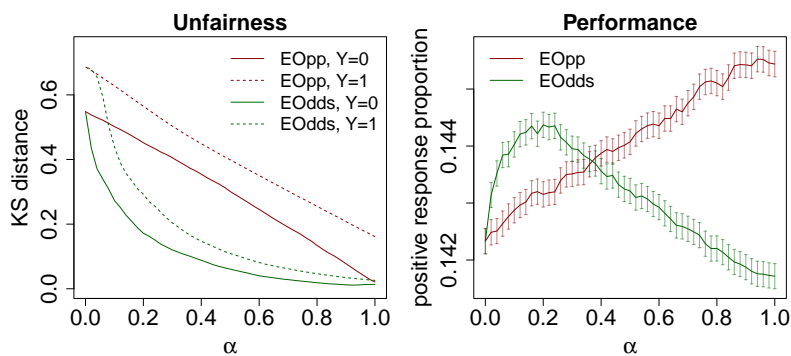
We apply these transformations on the validation data scores and each time regenerate the online labels (with position bias) based on the rankings of the items given by the transformed scores. Figure 2 validates the usefulness of our algorithms in achieving *EOpp* and *EOdds*. Prior to these transformations, it is seen that the conditional score distributions differ greatly between the characteristics. Post-transforming, the conditional score distributions are identical, as required for equalized odds. Recall that the *EOpp* transformation only guarantees to produce identical score distributions across all groups for positive labels, while *EOdds* guarantees the same for positive labels as well as for negative labels. These are reflected in Figure 2.

We implemented the Algorithms in R. Based on the training data with 5 million samples (100k queries with 50 slots), the position bias estimation took 7 seconds, the *EOpp* learning took 9 seconds, and the *EOdds* learning with 100 bins took 100 seconds on a Macbook Pro with 3.5 GHz Dual-Core Intel Core i7 processor and 16 GB 2133 MHz LPDDR3 memory, demonstrating the scalability of the proposed algorithms.

Finally, Figure 3 demonstrates how a desirable performance-fairness trade-off can be achieved via a linear combination of the transformed scores and the original scores given by,

$$\alpha \times (\text{transformed score}) + (1 - \alpha) \times (\text{original score}),$$

where $\alpha \in [0, 1]$ is a tuning parameter (see (1)). Unfairness and performance are measured via Kolmogorov-Smirnov distance (measuring the closeness of the conditional score distributions between groups) and proportion of positive responses respectively. Note that *EOpp* and *EOdds* are both specified through equating conditional distributions and hence a distribution distance metric (such as the Kolmogorov-Smirnov distance) is a natural choice for measuring

Fig. 2. Score distributions before and after *EOpp* and *EOdds* transformations.Fig. 3. Unfairness and performance for different α .

“unfairness” (or deviations from the desired fairness condition). The performance measured through the proportion of positive labels (cf. click-through-rate in online recommendations) and the error bars in the figure represent one standard deviation of uncertainty. Here, we observe the following:

- (1) The unfairness decreases to zero as α increases, except for *EOpp* corresponding to negative labels (as expected).
- (2) The unfairness corresponding to the *EOpp* transformation is strictly lower for all values of α , while the performance of *EOpp* is strictly better for $\alpha \geq 0.4$.

- (3) The performance corresponding to the *EOpp* transformation is monotonically increasing with α . This serves as a counterexample to the popular belief that fairness and performance are always conflicting properties of recommender systems. The improvement in performance by enforcing fairness has also been observed in some recent works [9, 26, 34]. We note that this is possible, for example, when a more relevant group of candidates gets underexposed through a recommendation system (and we can achieve a correct exposure through unfairness mitigation).

5.2 Social Network Application:

Friend or connection recommendation systems are used by many large social network companies such as Facebook, Instagram, LinkedIn, etc. These systems suggest members to connect with others, in order to build their network. Here, a member sending an invitation to connect with a suggested candidate can be viewed as a positive outcome. We apply our methodology to (proprietary) training data used for such a product containing historical recommendations and labels indicating whether an invitation has been sent. Members are categorized as infrequent members (IMs; members who are less active on the platform) or frequent members (FMs) who tend to have greater rates of engagement and correspondingly higher representation in the training data. In this example there is potential for the model to not only be biased against IMs, but for that bias to be reinforced over time, leading to a system that is optimized for the benefit of members who are already highly engaged on the site (also known as “popularity bias” or the “rich getting richer” phenomenon [1]).

We see an opportunity to apply fairness notions, as a debiasing mechanism, to adjust for the exposure of IMs as candidates being recommended, thus giving them opportunities to be shown and invited. In our experiments, we applied both the *EOpp* and *EOdds* reranker to give qualified IMs and FMs equal representation in recommendations. We build the required transformations using two weeks of training data. While serving we apply the transformation on the top 100 candidates. The serving was done via a discretized CDF (with 10000 points) for *EOpp* and through the estimated transition probabilities (based on 100 bins) for *EOdds*. Due to the simple transformation in both approaches, we did not see any drastic gain in latency, which is a core-requirement in large-scale recommender systems. The results of the A/B tests on real member traffic are shown in Table 1.

Invitation Metrics	Equality of Opportunity		Equalized Odds	
	IM	FM	IM	FM
Sent	+ 5.72%	Neutral	+ 2.77%	Neutral
Accepted	+ 4.85%	Neutral	+ 2.26%	Neutral

Table 1. A/B Experimentation results for rerankers.

Two of the cornerstone metrics for evaluating such experiments are invitations sent and invitations accepted. While one might expect that this post-processing approach would shift invitations away from FMs to IMs and may be detrimental to the metrics for FMs, we were heartened to see more invites being sent to and accepted by IMs without any statistically significant negative impact (pvalue > 0.05) on the FMs. This highlights that re-ranking approaches pursuing fairness have improved overall recommendation quality.

6 DISCUSSION

We have proposed post-processing methods for handling equality of opportunity and equalized odds in relevance score-based rankings and suggested simple mechanisms for controlling the fairness versus performance trade-off. Our post-processing approaches are applicable in many internet-industry applications as they are tailored towards scalability, have a relatively low engineering footprint, and, unlike in-processing methods, can be relatively easily added on top of existing machine-learning/AI pipelines.

We explicitly handled the position bias issue while implicitly assuming that the labels are unbiased. In the presence of label bias, methodology such as [28], which provides a mechanism for imputing debiased labels, can be applied prior to the methods developed in this paper. We considered equality of opportunity and equalized odds as the definition of fairness, which amounts to providing equal opportunity or exposure to equally qualified candidates in a ranking irrespective of their protected attribute status. Here equal qualification is determined by the observed response (i.e., $Y = 1$ corresponds to qualified candidates) after correcting for position bias. We note that there are several other existing definitions of fairness that we do not cover in this work, including predictive rate parity [48], demographic parity [17], counterfactual fairness [33]. These fairness criteria are often conflicting [42], and the choice of a fairness criterion should be application-specific.

The relative merits of various fairness definitions has been studied in other works including [15] and [14] and we encourage practitioners to familiarize themselves with the possible benefits and pitfalls before deciding on a fairness criteria. Equality of opportunity may be an appropriate choice when balancing exposure of recommendations resulting in a “positive” outcome is across groups is desirable and equalized odds may be useful when balancing exposure conditional on any outcome label is important. Works such as [27] and [6] demonstrate how well-intentioned fairness initiatives can lead to unintended consequences. Ultimately, we leave it to the practitioners to use their domain expertise to judge the applicability of equality of opportunity or equalized odds and suggest that users carefully monitor the results of fairness mitigation over time to safeguard against any unforeseen harm.

This research can benefit groups that are currently disadvantaged by large-scale automatic decision systems. While we do not see any clear negative outcomes of this work, we remain mindful that fairness is a dynamic problem, and we have addressed it from a static perspective. This work has also not addressed intersectionality explicitly, though the framework can handle some intersectional questions. Good practice requires monitoring the fairness performance of the tools we have developed and as well as assessing whether they have unintended intersectional consequences.

REFERENCES

- [1] Himan Abdollahpouri, Masoud Mansoury, Robin Burke, and Bamshad Mobasher. 2019. The unfairness of popularity bias in recommendation. *arXiv preprint arXiv:1907.13286* (2019).
- [2] Alekh Agarwal, Alina Beygelzimer, Miroslav Dudik, John Langford, and Hanna Wallach. 2018. A Reductions Approach to Fair Classification. In *Proceedings of the 35th International Conference on Machine Learning*. Vol. 80. PMLR, 60–69.
- [3] Aman Agarwal, Xuanhui Wang, Cheng Li, Michael Bendersky, and Marc Najork. 2019. Addressing Trust Bias for Unbiased Learning-to-Rank. In *The World Wide Web Conference (WWW '19)*. Association for Computing Machinery, New York, NY, USA, 4–14.
- [4] Deepak Agarwal, Kinjal Basu, Souvik Ghosh, Ying Xuan, Yang Yang, and Liang Zhang. 2018. Online Parameter Selection for Web-based Ranking Problems. In *KDD (London, United Kingdom)*. ACM, New York, NY, USA, 23–32.
- [5] Dhammika Amararatunga and Javier Cabrera. 2001. Analysis of Data From Viral DNA Microchips. *J. Amer. Statist. Assoc.* 96, 456 (2001), 1161–1170. <https://doi.org/10.1198/016214501753381814>
- [6] Orhan Aygün and Inácio Bó. 2021. College Admission with Multidimensional Privileges: The Brazilian Affirmative Action Case. *American Economic Journal: Microeconomics* 13, 3 (2021), 1–28.
- [7] Solon Barocas, Moritz Hardt, and Arvind Narayanan. 2017. Fairness in machine learning. *NIPS Tutorial 1* (2017).
- [8] Yahav Bechavod and Katrina Ligett. 2017. Penalizing Unfairness in Binary Classification. (2017). *arXiv:1707.00044*.

- [9] Kevin Bello and Jean Honorio. 2020. Fairness constraints can help exact inference in structured prediction. In *Advances in Neural Information Processing Systems 33: Annual Conference on Neural Information Processing Systems 2020, NeurIPS 2020*.
- [10] B.M. Bolstad, R.A. Izrarry, M. Åstrand, and T.P. Speed. 2003. A comparison of normalization methods for high density oligonucleotide array data based on variance and bias. *Bioinformatics* 19, 2 (01 2003), 185–193. <https://doi.org/10.1093/bioinformatics/19.2.185>
- [11] Joy Buolamwini and Timnit Gebru. 2018. Gender shades: Intersectional accuracy disparities in commercial gender classification. In *Conference on fairness, accountability and transparency*. PMLR, 77–91.
- [12] Flavio Calmon, Dennis Wei, Bhanukiran Vinzamuri, Karthikeyan Natesan Ramamurthy, and Kush R Varshney. 2017. Optimized Pre-Processing for Discrimination Prevention. In *Advances in Neural Information Processing Systems*, I. Guyon, U. V. Luxburg, S. Bengio, H. Wallach, R. Fergus, S. Vishwanathan, and R. Garnett (Eds.), Vol. 30. Curran Associates, Inc., 3992–4001.
- [13] L. Elisa Celis, Damian Straszak, and Nisheeth K. Vishnoi. 2017. Ranking with Fairness Constraints. arXiv:1704.06840 [cs.DS]
- [14] Sam Corbett-Davies and Sharad Goel. 2018. The Measure and Mismeasure of Fairness: A Critical Review of Fair Machine Learning. arXiv:1808.00023 [cs.CY]
- [15] Sam Corbett-Davies, Emma Pierson, Avi Feller, Sharad Goel, and Aziz Huq. 2017. Algorithmic Decision Making and the Cost of Fairness (*KDD '17*). Association for Computing Machinery, New York, NY, USA, 797–806. <https://doi.org/10.1145/3097983.3098095>
- [16] Cynthia Dwork, Moritz Hardt, Toniann Pitassi, Omer Reingold, and Richard Zemel. 2012. Fairness through awareness. In *Proceedings of the 3rd innovations in theoretical computer science conference*. 214–226.
- [17] Cynthia Dwork, Moritz Hardt, Toniann Pitassi, Omer Reingold, and Richard Zemel. 2012. Fairness through Awareness. In *Proceedings of the 3rd Innovations in Theoretical Computer Science Conference (ITCS '12)*. Association for Computing Machinery, New York, NY, USA, 214–226.
- [18] Alexander D'Amour, Hansa Srinivasan, James Atwood, Pallavi Baljekar, D. Sculley, and Yoni Halpern. 2020. Fairness is Not Static: Deeper Understanding of Long Term Fairness via Simulation Studies. In *Proceedings of the 2020 Conference on Fairness, Accountability, and Transparency (FAT* '20)*. Association for Computing Machinery, 525–534.
- [19] Felix Elwert and Christopher Winship. 2014. Endogenous Selection Bias: The Problem of Conditioning on a Collider Variable. *Annual Review of Sociology* 40, 1 (2014), 31–53.
- [20] Michael Feldman, Sorelle A Friedler, John Moeller, Carlos Scheidegger, and Suresh Venkatasubramanian. 2015. Certifying and removing disparate impact. In *proceedings of the 21th ACM SIGKDD international conference on knowledge discovery and data mining*. 259–268.
- [21] Sahin Cem Geyik, Stuart Ambler, and Krishnaram Kenthapadi. 2019. Fairness-Aware Ranking in Search & Recommendation Systems with Application to LinkedIn Talent Search. In *Proceedings of the 25th ACM SIGKDD International Conference on Knowledge Discovery & Data Mining (KDD '19)*. Association for Computing Machinery, New York, NY, USA, 2221–2231.
- [22] Naman Goel, Mohammad Yaghini, and Boi Faltings. 2018. Non-discriminatory machine learning through convex fairness criteria. In *Proceedings of the 2018 AAAI/ACM Conference on AI, Ethics, and Society*. 116–116.
- [23] Gabriel Goh, Andrew Cotter, Maya Gupta, and Michael P Friedlander. 2016. Satisfying real-world goals with dataset constraints. In *Advances in Neural Information Processing Systems*. 2415–2423.
- [24] Paula Gordaliza, Eustasio Del Barrio, Gamboa Fabrice, and Jean-Michel Loubes. 2019. Obtaining Fairness using Optimal Transport Theory. In *Proceedings of the 36th International Conference on Machine Learning (Proceedings of Machine Learning Research, Vol. 97)*, Kamalika Chaudhuri and Ruslan Salakhutdinov (Eds.). PMLR, 2357–2365.
- [25] Moritz Hardt, Eric Price, Eric Price, and Nati Srebro. 2016. Equality of Opportunity in Supervised Learning. In *Advances in Neural Information Processing Systems 29*, D. D. Lee, M. Sugiyama, U. V. Luxburg, I. Guyon, and R. Garnett (Eds.). Curran Associates, Inc., 3315–3323.
- [26] Rashidul Islam, Shimei Pan, and James R. Foulds. 2021. Can We Obtain Fairness For Free?. In *Proceedings of the 2021 AAAI/ACM Conference on AI, Ethics, and Society (AIES '21)*. Association for Computing Machinery, New York, NY, USA, 586–596.
- [27] Rick Jacobs, Kevin Murphy, and Jay Silva. 2013. Unintended Consequences of EEO Enforcement Policies: Being Big is Worse than Being Bad. *Journal of Business and Psychology* 28, 4 (2013), 467–471.
- [28] Heinrich Jiang and Ofir Nachum. 2020. Identifying and Correcting Label Bias in Machine Learning. In *Proceedings of the Twenty Third International Conference on Artificial Intelligence and Statistics (Proceedings of Machine Learning Research, Vol. 108)*. PMLR, 702–712.
- [29] Thorsten Joachims, Adith Swaminathan, and Tobias Schnabel. 2017. Unbiased Learning-to-Rank with Biased Feedback. In *Proceedings of the 10th ACM International Conference on Web Search and Data Mining*. Association for Computing Machinery, 781–789.
- [30] James E Johndrow, Kristian Lum, et al. 2019. An algorithm for removing sensitive information: application to race-independent recidivism prediction. *The Annals of Applied Statistics* 13, 1 (2019), 189–220.
- [31] Faisal Kamiran, Asim Karim, and Xiangliang Zhang. 2012. Decision theory for discrimination-aware classification. In *2012 IEEE 12th International Conference on Data Mining*. IEEE, 924–929.
- [32] Toshihiro Kamishima, Shotaro Akaho, Hideki Asoh, and Jun Sakuma. 2012. Fairness-Aware Classifier with Prejudice Remover Regularizer. In *Machine Learning and Knowledge Discovery in Databases*, Peter A. Flach, Tijl De Bie, and Nello Cristianini (Eds.). Springer Berlin Heidelberg, Berlin, Heidelberg, 35–50.
- [33] Matt Kusner, Joshua Loftus, Chris Russell, and Ricardo Silva. 2017. Counterfactual Fairness. In *Proceedings of the 31st International Conference on Neural Information Processing Systems (NIPS'17)*. Curran Associates Inc., Red Hook, NY, USA, 4069–4079.
- [34] Subha Maity, Debarghya Mukherjee, Mikhail Yurochkin, and Yuekai Sun. 2020. There is no trade-off: enforcing fairness can improve accuracy. arXiv:2011.03173.

- [35] Jérémie Mary, Clément Calauzenes, and Nouredine El Karoui. 2019. Fairness-aware learning for continuous attributes and treatments. In *International Conference on Machine Learning*. 4382–4391.
- [36] Marco Morik, Ashudeep Singh, Jessica Hong, and Thorsten Joachims. 2021. Controlling Fairness and Bias in Dynamic Learning-to-Rank. In *Proceedings of the Thirtieth International Joint Conference on Artificial Intelligence, IJCAI-21*, Zhi-Hua Zhou (Ed.). International Joint Conferences on Artificial Intelligence Organization, 4804–4808.
- [37] Harrie Oosterhuis and Maarten de Rijke. 2020. Policy-Aware Unbiased Learning to Rank for Top-k Rankings. In *Proceedings of the 43rd International ACM SIGIR Conference on Research and Development in Information Retrieval (SIGIR '20)*. Association for Computing Machinery, New York, NY, USA, 489–498.
- [38] Zohreh Ovaisi, Ragib Ahsan, Yifan Zhang, Kathryn N. Vasilaky, and Elena Zheleva. 2020. Correcting for Selection Bias in Learning-to-rank Systems. In *Proceedings of the 29th International Conference on World Wide Web*. 1863–1873.
- [39] J. Pearl. 2000. *Causality, Models, Reasoning, and Inference*. Cambridge University Press, Cambridge.
- [40] J. Pearl. 2009. Causal inference in statistics: An overview. *Stat. Surv.* 3 (2009), 96–146.
- [41] Geoff Pleiss, Manish Raghavan, Felix Wu, Jon Kleinberg, and Kilian Q Weinberger. 2017. On fairness and calibration. In *Advances in Neural Information Processing Systems*. 5680–5689.
- [42] Kailash Karthik Saravanakumar. 2021. The Impossibility Theorem of Machine Fairness – A Causal Perspective. arXiv:2007.06024.
- [43] Ashudeep Singh and Thorsten Joachims. 2018. Fairness of Exposure in Rankings. In *Proceedings of the 24th ACM SIGKDD International Conference on Knowledge Discovery & Data Mining (London, United Kingdom) (KDD '18)*. Association for Computing Machinery, New York, NY, USA, 2219–2228. <https://doi.org/10.1145/3219819.3220088>
- [44] Ashudeep Singh and Thorsten Joachims. 2019. Policy Learning for Fairness in Ranking. In *Advances in Neural Information Processing Systems 32*. Curran Associates, Inc., 5426–5436.
- [45] Ali Vardasbi, Harrie Oosterhuis, and Maarten de Rijke. 2020. When Inverse Propensity Scoring Does Not Work: Affine Corrections for Unbiased Learning to Rank. In *Proceedings of the 29th ACM International Conference on Information & Knowledge Management (CIKM '20)*. Association for Computing Machinery, New York, NY, USA, 1475–1484.
- [46] Xuanhui Wang, Nadav Golbandi, Michael Bendersky, Donald Metzler, and Marc Najork. 2018. Position Bias Estimation for Unbiased Learning to Rank in Personal Search. In *Proceedings of the 11th ACM International Conference on Web Search and Data Mining (WSDM)*. 610–618.
- [47] Yongkai Wu, Lu Zhang, and Xintao Wu. 2019. On Convexity and Bounds of Fairness-aware Classification. In *The World Wide Web Conference*. 3356–3362.
- [48] Muhammad Bilal Zafar, Isabel Valera, Manuel Gomez Rodriguez, and Krishna P. Gummadi. 2017. Fairness Beyond Disparate Treatment & Disparate Impact: Learning Classification without Disparate Mistreatment. In *Proceedings of the 26th International Conference on World Wide Web (WWW '17)*. International World Wide Web Conferences Steering Committee, Republic and Canton of Geneva, CHE, 1171–1180.
- [49] Muhammad Bilal Zafar, Isabel Valera, Manuel Gomez Rogriguez, and Krishna P. Gummadi. 2017. Fairness Constraints: Mechanisms for Fair Classification. In *Proceedings of the 20th International Conference on Artificial Intelligence and Statistics (Proceedings of Machine Learning Research, Vol. 54)*, Aarti Singh and Jerry Zhu (Eds.). PMLR, Fort Lauderdale, FL, USA, 962–970.
- [50] Muhammad Bilal Zafar, Isabel Valera, Manuel Gomez Rogriguez, and Krishna P Gummadi. 2017. Fairness constraints: Mechanisms for fair classification. In *Artificial Intelligence and Statistics*. PMLR, 962–970.
- [51] Rich Zemel, Yu Wu, Kevin Swersky, Toni Pitassi, and Cynthia Dwork. 2013. Learning Fair Representations. In *Proceedings of the 30th International Conference on Machine Learning (Proceedings of Machine Learning Research, Vol. 28)*, Sanjoy Dasgupta and David McAllester (Eds.). PMLR, Atlanta, Georgia, USA, 325–333.
- [52] Rich Zemel, Yu Wu, Kevin Swersky, Toni Pitassi, and Cynthia Dwork. 2013. Learning Fair Representations. In *Proceedings of the 30th International Conference on Machine Learning (Proceedings of Machine Learning Research, Vol. 28)*, Sanjoy Dasgupta and David McAllester (Eds.). PMLR, Atlanta, Georgia, USA, 325–333.
- [53] James Zou and Londa Schiebinger. 2018. AI can be sexist and racist — it’s time to make it fair. *Nature* 559 (2018), 324–326.

7 APPENDIX

7.1 Equalized Odds in Rankings

In the main text, we described how we can solve for Equalized Odds when we define ϕ as $\mathbb{E}(|s(X) - \bar{s}(X)|)$. Here we give the details when we choose ϕ as the ROC-AUC.

A Riemann approximation to the ROC-AUC based on the partition I_1, \dots, I_K can be computed as

$$\sum_c \mathbb{P}(C = c) \cdot \sum_{k=1}^K \mathbb{P}(\bar{s}(X) \in I_k \mid Y = 0) \sum_{k' \geq k} \mathbb{P}(\bar{s}(X) \in I_{k'} \mid Y = 1).$$

It is readily seen from Equation (2) that this is a quadratic function of the transition probabilities. Therefore, when using this choice of objective, the optimization problem (3) becomes a quadratic program (QP) with $K^2 \cdot L \cdot (L - 1)$ variables for a characteristic C with L categories.

7.2 Position Bias Estimation

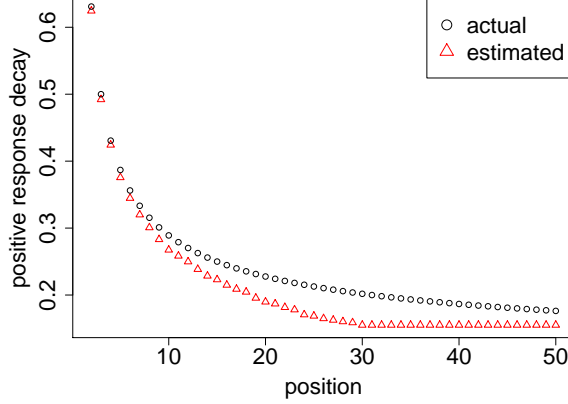


Fig. 4. Estimating the position bias $w_j = 1/\log 2(1 + j)$ for $j = 2, \dots, 50$, using the adjacent-pairwise importance sampling approach with the threshold $T = 30$.

We use the estimator $\hat{w}_j = \prod_{r=2}^{\min(j,T)} \hat{\eta}_r$ with $T = 30$ defined in Section “Position Bias Adjustment” to estimate the position bias for each $j = 2, \dots, 50$. Although we estimate each η_r unbiasedly, but the product of the estimators of η_r ’s is no longer guaranteed to be unbiased. This explains the underestimation pattern in Figure 4. We deliberately chose a simulation setting where the estimation of w_i is challenging to demonstrate the insensitivity of our mitigation techniques to the position bias estimation errors.

7.3 Proofs

Proof of Lemma 2.3. Let $s_{c,1}$ denote the random variable corresponding to the score $s(X)$ restricted to $C = c$ and $Y = 1$. Since $F_{c,1}$ is the CDF of $s_{c,1}$, the distribution of $F_{c,1}(s_{c,1})$ is *Uniform*[0, 1] for all c . Hence these transformed scores satisfy equality of opportunity across all thresholds. \square

Proof of Theorem 4.2. We first prove the results using the following claims and then prove the claims.

Claim 1: For all $j > 1$ and for all t ,

$$\begin{aligned} &P(s(X) \leq t \mid \gamma = j, Y(j) = 1, C = c) \\ &= P(s(X) \leq t \mid \gamma = j, Y(1) = 1, C = c). \end{aligned}$$

Claim 2: For all $j > 1$,

$$P(\gamma = j \mid Y(\gamma) = 1, C = c) = \frac{w_j P(\gamma = j \mid Y(1) = 1, C = c)}{\sum_r w_r P(\gamma = r \mid Y(1) = 1, C = c)}.$$

Using Claims 1 and 2, we show that the CDF of $s(X)$ given $Y(1) = 1$ and $C = c$ equals $F_{c,1}^*$.

$$\begin{aligned}
& F_{c,1}^*(t) \\
& := \sum_j \left\{ P(s(X) \leq t \mid \gamma = j, Y(j) = 1, C = c) \frac{P(\gamma = j \mid Y(\gamma) = 1, C = c)/w_j}{\sum_r P(\gamma = r \mid Y(\gamma) = 1, C = c)/w_r} \right\} \\
& = \sum_j \left\{ P(s(X) \leq t \mid \gamma = j, Y(1) = 1, C = c) \frac{P(\gamma = j \mid Y(1) = 1, C = c)}{\sum_r P(\gamma = r \mid Y(1) = 1, C = c)} \right\} \\
& = \sum_j \{ P(s(X) \leq t \mid \gamma = j, Y(1) = 1, C = c) P(\gamma = j \mid Y(1) = 1, C = c) \} \\
& = \sum_j P(s(X) \leq t, \gamma = j \mid Y(1) = 1, C = c) \\
& = P(s(X) \leq t \mid Y(1) = 1, C = c).
\end{aligned}$$

The first equality follows from the definition of $F_{c,1}^*$, we use Claims 1 and 2 in the second equality, the third equality follows from the fact that $\sum_j P(\gamma = j \mid Y(1) = 1, C = c) = 1$, and the fourth equality follows from the fact that

$$\cup_j (\{s(X) \leq t\} \cap \{\gamma = j\}) = \{s(X) \leq t\}.$$

We have shown that the conditional distribution of $s(X)$ given $Y(1) = 1$ and $C = c$ equals $F_{c,1}^*$. This implies that the conditional distribution of $\tilde{s}(X) := F_{c,1}^*(s(X))$ given $Y(1) = 1$ and $C = c$ is *Uniform* $[0, 1]$ for all c . Therefore, the conditional distributions of the position $\tilde{\gamma}$ given $Y(1) = 1$ and $C = c$ are identical for all c . To see this, note that

$$P(\tilde{\gamma} \leq j \mid Y(1) = 1, C = c) = P(\tilde{s}(X) > U_{(K-j)} \mid Y(1) = 1, C = c), \quad (9)$$

where K is the total number of positions, $U_{(0)} = 0$ and for $j < K$, $U_{(K-j)}$ is the $(K - j)$ -th order statistic corresponding to K i.i.d. uniform samples. Note that the right hand side of (9) does not depend on c since the conditional distribution of $\tilde{s}(X) := F_{c,1}^*(s(X))$ given $Y(1) = 1$ and $C = c$ is *Uniform* $[0, 1]$ for all c . This completes the proof of the first part of the theorem.

To prove the second part, we will use Claims 1 and 2 with $(\tilde{s}(X), \tilde{\gamma})$ instead of $(s(X), \gamma)$.

$$\begin{aligned}
& P(\tilde{s}(X) \leq t \mid C = c, Y(\tilde{\gamma}) = 1) \\
& = \sum_j \left\{ P(\tilde{s}(X) \leq t \mid \tilde{\gamma} = j, Y(j) = 1, C = c) P(\tilde{\gamma} = j \mid Y(\tilde{\gamma}) = 1, C = c) \right\} \\
& = \frac{\sum_j w_j P(\tilde{s}(X) \leq t, \tilde{\gamma} = j \mid Y(1) = 1, C = c)}{\sum_r w_r P(\tilde{\gamma} = r \mid Y(1) = 1, C = c)}.
\end{aligned}$$

Now note that it follows from the first part of theorem that the denominator is identical for each c . Furthermore, the numerator does not depend on c , since it follows from (9) and the independence of $(\tilde{s}(X) \mid Y(1) = 1)$ and C that

$$\begin{aligned}
& P(\tilde{s}(X) \leq t, \tilde{\gamma} = j \mid Y(1) = 1, C = c) \\
& = P(U_{(K-j)} < \tilde{s}(X) \leq \min\{U_{(K-j+1)}, t\} \mid Y(1) = 1).
\end{aligned}$$

This completes the second part of the theorem.

Proof of Claim 1: From the second part of Assumption 1, it follows that

$$\begin{aligned} & P(s(X) \leq t \mid \gamma = j, Y(j) = 1, C = c) \\ &= P(s(X) \leq t \mid \gamma = j, Y(j) = 1, Y(1) = 1, C = c). \end{aligned}$$

Therefore, the results follows from the first part of Assumption 1 that ensures that $Y(j)$ is independent of $s(X)$, γ and C given $Y(1)$.

Proof of Claim 2: For notational convenience, we denote the conditional probabilities given $C = c$ by $P_c(\cdot)$. Using the second part of Assumption 1 and then applying the Bayes' theorem, we get

$$\begin{aligned} & P_c(\gamma = j \mid Y(\gamma) = 1) \\ &= P_c(\gamma = j \mid Y(\gamma) = 1, Y(1) = 1) \\ &= \frac{P_c(Y(\gamma) = 1 \mid Y(1) = 1, \gamma = j)P_c(\gamma = j \mid Y(1) = 1)}{\sum_r P_c(Y(\gamma) = 1 \mid Y(1) = 1, \gamma = r)P_c(\gamma = r \mid Y(1) = 1)} \\ &= \frac{P(Y(j) = 1 \mid Y(1) = 1)P_c(\gamma = j \mid Y(1) = 1)}{\sum_r P(Y(r) = 1 \mid Y(1) = 1)P_c(\gamma = r \mid Y(1) = 1)} \\ &= \frac{w_j P_c(\gamma = j \mid Y(1) = 1)}{\sum_r w_r P_c(\gamma = r \mid Y(1) = 1)}. \end{aligned}$$

The seconds last equality follows from the first part of Assumption 1, and the last equality follows from the definition of w_j . \square

Proof of Corollary 4.3. For notational convenience, we denote the conditional probabilities given $C = c$ by $P_c(\cdot)$. Note that

$$\begin{aligned} \frac{v_{obs}(c)}{M_c} &= \frac{\sum_j P_c(Y(j) = 1 \mid Y(1) = 1, \tilde{\gamma} = j)P_c(Y(1) = 1, \tilde{\gamma} = j)}{P_c(Y(1) = 1)} \\ &= \frac{\sum_j P(Y(j) = 1 \mid Y(1) = 1)P_c(Y(1) = 1, \tilde{\gamma} = j)}{P_c(Y(1) = 1)} \\ &= \sum_j w_j P_c(\tilde{\gamma} = j \mid Y(1) = 1), \end{aligned}$$

where w_j is as in Theorem 4.2 and the second equality follows from the first part of Assumption 1. Therefore, the result follows from the first part of Theorem 4.2. \square

Proof of Theorem 3.3. Fix a $t \in [0, 1)$. Assume $t \in I_k$, i.e. $i_k \leq t < i_{k+1}$. Then,

$$\begin{aligned} & P(\bar{s}(X) \leq t \mid C = c, Y = y) \\ &= P(\bar{s}(X) \leq t \mid \bar{s}(X) \in I_k, C = c, Y = y) \times P(\bar{s}(X) \in I_k \mid C = c, Y = y) \\ &= F_k(t) \times P(\bar{s}(X) \in I_k \mid C = c, Y = y) \end{aligned}$$

Now, $F_k(t)$ does not depend on y or c , and the constraints satisfied in the optimization problem imply that $P(\bar{s}(X) \in I_k \mid C = c, Y = y)$ does not depend on c conditionally on y . It follows that equalized odds is satisfied in the ranking sense. \square

Proof of Theorem 4.4. Note that without loss of generality, we can assume that the $\tilde{s}(X)$ given $Y(1) = 1$ and $C = c$ is *Uniform*[0, 1]. This is because we can transform the score using the same CDF function (since they have the same distribution) to make them *Uniform*[0, 1] for all c . Then it follows from the arguments given the proof of Theorem 4.2 that $P(\tilde{s}(X) \leq t \mid C = c, Y(\tilde{y}) = 1)$ is independent of c . \square

Proof of Theorem 4.5. For notational convenience, we denote the conditional probabilities given $C = c$ by $P_c(\cdot)$. By applying Bayes' Theorem, we get

$$\mathbb{P}_c(s(X) \in I_k \mid Y(1) = y) = \frac{\mathbb{P}_c(Y(1) = y, s(X) \in I_k)}{\sum_{\ell} \mathbb{P}_c(Y(1) = y, s(X) \in I_{\ell})}.$$

Next, note that

$$\begin{aligned} & \mathbb{P}_c(Y(1) = 1, s(X) \in I_{\ell}) \\ &= \sum_j \mathbb{P}_c(Y(1) = 1, \gamma = j, s(X) \in I_{\ell}). \\ &= \sum_j \left\{ \mathbb{P}_c(s(X) \in I_{\ell} \mid Y(1) = 1, \gamma = j) \times \mathbb{P}(Y(1) = 1, \gamma = j) \right\} \\ &= \sum_j \left\{ \mathbb{P}_c(s(X) \in I_{\ell} \mid Y(j) = 1, \gamma = j) \times \mathbb{P}_c(Y(1) = 1, \gamma = j) \right\} \\ &= \sum_j \frac{\mathbb{P}_c(s(X) \in I_{\ell}, Y(j) = 1, \gamma = j)}{\mathbb{P}_c(Y(j) = 1 \mid Y(1) = 1, \gamma = j)} \\ &= \sum_j \frac{\mathbb{P}_c(s(X) \in I_{\ell}, Y(j) = 1, \gamma = j)}{\mathbb{P}(Y(j) = 1 \mid Y(1) = 1)} \\ &= \sum_j \frac{\mathbb{P}_c(s(X) \in I_{\ell}, Y(j) = 1, \gamma = j)}{w_j}. \end{aligned}$$

The first, second and the fourth equalities follow from the definition of conditional probability, the third equality follows from Claim 1 in the proof of Theorem 4.2, the fifth equality follows from Assumption 1 and the last equality follows from the definition of w_j .

Now it follows from the strong law of large numbers that $\frac{n_{c,1,\ell}^{(j)}}{n_c}$ converges almost surely to $\mathbb{P}_c(s(X) \in I_{\ell}, Y(j) = 1, \gamma = j)$, where n_c is the number of samples corresponding to $C = c$. Hence, we have

$$\hat{\mathbb{P}}_c(s(X) \in I_k \mid Y(1) = 1) \xrightarrow{a.s.} \mathbb{P}_c(s(X) \in I_k \mid Y(1) = 1),$$

where $\xrightarrow{a.s.}$ denotes almost sure convergence.

Finally, note that

$$\begin{aligned} & \mathbb{P}_c(Y(1) = 0, s(X) \in I_{\ell}) \\ &= \mathbb{P}_c(s(X) \in I_{\ell}) - \mathbb{P}_c(Y(1) = 1, s(X) \in I_{\ell}) \\ &= \mathbb{P}_c(s(X) \in I_{\ell}) - \sum_j \frac{\mathbb{P}_c(s(X) \in I_{\ell}, Y(j) = 1, \gamma = j)}{w_j}. \end{aligned}$$

Therefore, $\hat{\mathbb{P}}_c(s(X) \in I_k \mid Y(1) = 0) \xrightarrow{a.s.} \mathbb{P}_c(s(X) \in I_k \mid Y(1) = 0)$ follows from the strong law of large numbers similarly. \square

Proof of Theorem 4.6. Note that

$$\begin{aligned}
& \mathbb{E} \left(Y(\gamma) \frac{f_{j-1}(s(X))}{f_j(s(X))} \mid \gamma = j \right) \\
&= \int \mathbb{E} \left(Y(\gamma) \frac{f_{j-1}(z)}{f_j(z)} \mid \gamma = j, s(X) = z \right) f_j(z) dz \\
&= \int \mathbb{P}(Y(j) = 1 \mid \gamma = j, s(X) = z) f_{j-1}(z) dz \\
&= \int \mathbb{P}(Y(j) = 1 \mid Y(1) = 1, \gamma = j - 1, s(X) = z) \times \\
&\quad \mathbb{P}(Y(1) = 1 \mid \gamma = j, s(X) = z) f_{j-1}(z) dz \\
&= \mathbb{P}(Y(j) = 1 \mid Y(1) = 1) \times \int \mathbb{P}(Y(1) = 1 \mid s(X) = z) f_{j-1}(z) dz.
\end{aligned}$$

The second last equality follows from the Preservation of Hierarchy assumption in Assumption 1, and the last equality follows from the Homogeneity assumption in Assumption 1. Similarly, we have

$$\begin{aligned}
& E [Y(\gamma) \mid \gamma = j - 1] \\
&= P(Y(j - 1) = 1 \mid Y(1) = 1) \times \int P(Y(1) = 1 \mid s(X) = z) f_{j-1}(z) dz.
\end{aligned}$$

This completes the proof of the first part of the theorem, and the second part follows directly from the first part as $P(Y(j - 1) = 1 \mid Y(1) = 1) = 1$ for $j = 2$. □