

# Horizontal shear instabilities in rotating stellar radiation zones

## II. Effects of the full Coriolis acceleration

J. Park<sup>1,2</sup>, V. Prat<sup>1</sup>, S. Mathis<sup>1</sup>, and L. Bugnet<sup>1</sup>

<sup>1</sup> AIM, CEA, CNRS, Université Paris-Saclay, Université Paris Diderot, Sorbonne Paris Cité, F-91191 Gif-sur-Yvette, France

<sup>2</sup> Fluid and Complex Systems Research Centre, Coventry University, Coventry CV1 5FB, UK

e-mail: junho.park@cea.fr

### ABSTRACT

**Context.** Stellar interiors are the seat of efficient transport of angular momentum all along their evolution. In this context, understanding the dependence of the turbulent transport triggered by the instabilities of the vertical and horizontal shears of the differential rotation in stellar radiation zones as a function of their rotation, stratification, and thermal diffusivity is mandatory. Indeed, it constitutes one of the cornerstones of the rotational transport and mixing theory which is implemented in stellar evolution codes to predict the rotational and chemical evolutions of stars.

**Aims.** We investigate horizontal shear instabilities in rotating stellar radiation zones by considering the full Coriolis acceleration with both the dimensionless horizontal Coriolis component  $\tilde{f}$  and the vertical component  $f$ .

**Methods.** We performed a linear stability analysis using linearized equations derived from the Navier-Stokes and heat transport equations in the rotating non-traditional  $f$ -plane. We considered a horizontal shear flow with a hyperbolic tangent profile as the base flow. The linear stability was analyzed numerically in wide ranges of parameters, and we performed an asymptotic analysis for large vertical wavenumbers using the Wentzel-Kramers-Brillouin-Jeffreys (WKBJ) approximation for non-diffusive and highly diffusive fluids.

**Results.** As in the traditional  $f$ -plane approximation, we identify two types of instabilities: the inflectional and inertial instabilities. The inflectional instability is destabilized as  $\tilde{f}$  increases and its maximum growth rate increases significantly, while the thermal diffusivity stabilizes the inflectional instability similarly to the traditional case. The inertial instability is also strongly affected; for instance, the inertially unstable regime is also extended in the non-diffusive limit as  $0 < f < 1 + \tilde{f}^2/N^2$ , where  $N$  is the dimensionless Brunt-Väisälä frequency. More strikingly, in the high-thermal-diffusivity limit, it is always inertially unstable at any colatitude  $\theta$  except at the poles (i.e.,  $0^\circ < \theta < 180^\circ$ ). We also derived the critical Reynolds numbers for the inertial instability using the asymptotic dispersion relations obtained from the WKBJ analysis. Using the asymptotic and numerical results, we propose a prescription for the effective turbulent viscosities induced by the inertial and inflectional instabilities that can be possibly used in stellar evolution models. The characteristic time of this turbulence is short enough so that it is efficient to redistribute angular momentum and mix chemicals in stellar radiation zones.

**Key words.** hydrodynamics – turbulence – stars: rotation – stars: evolution

### 1. Introduction

Stellar rotation is one of the key physical processes to build a modern picture of stellar evolution (e.g. Maeder 2009, and references therein). Indeed, it triggers transport of angular momentum and of chemicals, which drives the rotational and chemical evolution of stars, respectively (e.g. Zahn 1992; Maeder & Zahn 1998; Mathis & Zahn 2004). This has major impact on the late stages of their evolution (e.g. Hirschi et al. 2004), their magnetism (e.g. Brun & Browning 2017), their winds and mass losses (e.g. Ud-Doula et al. 2009; Matt et al. 2015), and the interactions with their planetary and galactic environment (e.g. Gallet et al. 2017; Strugarek et al. 2017).

A robust ab-initio evaluation of the strength of each (magneto-)hydrodynamical mechanism that transports momentum and chemicals is thus mandatory to understand astrophysical observations. In particular, our knowledge of the internal rotation of stars and its evolution has been revolutionized thanks to space-based asteroseismology with the *Kepler* space mission (NASA) (Aerts et al. 2019, and references therein). It has proven that stars are mostly hosting weak differential rotation in the

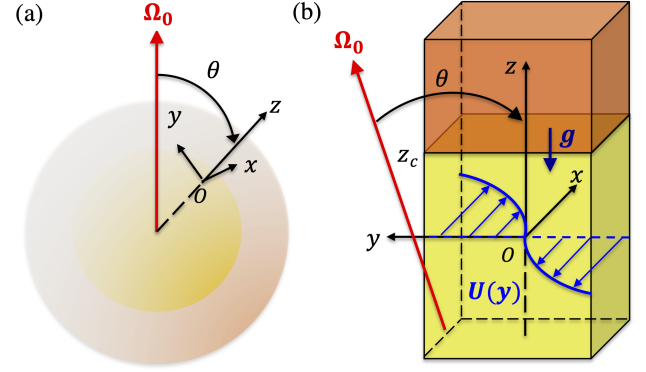
whole Hertzsprung-Russell diagram, like our Sun. Stellar interiors are thus the seat of efficient mechanisms that transport angular momentum all along their evolution. These mechanisms have not yet been identified even if several candidates have been proposed, such as stable/unstable magnetic fields (Moss 1992; Charbonneau & MacGregor 1993; Spruit 1999, 2002; Fuller et al. 2019, e.g.), stochastically-excited internal gravity waves (e.g. Talon & Charbonnel 2005; Rogers 2015; Pinçon et al. 2017), and mixed gravito-acoustic modes (Belkacem et al. 2015b,a). In this framework, improving our knowledge of the hydrodynamical turbulent transport induced by the instabilities of the stellar differential rotation is mandatory since it has been proposed recently as another potential efficient mechanism to transport angular momentum (Barker et al. 2020; Garaud 2020) while it constitutes one of the cornerstones of the theory of the rotational transport and mixing along the evolution of stars (Zahn 1992).

Since stellar radiation zones are stably stratified, rotating regions, it is expected that the turbulent transport triggered there by the instabilities of the vertical and horizontal shear of the differential rotation should be anisotropic (Zahn 1992). As pointed out in Mathis et al. (2018) and Park et al. (2020), it is the ver-

tical shear instabilities that have received important attention in the literature, in particular with taking into account the impact of the high thermal diffusion in stellar radiation zones (Zahn 1983; Lignières 1999) and the interactions with the horizontal turbulence induced by the horizontal shear (Talon & Zahn 1997). The obtained prescriptions, mainly derived using phenomenological modelings, have been broadly implemented in state-of-the-art evolution models of rotating stars (e.g. Ekström et al. 2012; Marques et al. 2013; Amard et al. 2019). They are now tested using direct numerical simulations devoted to the stellar regime (Prat & Lignières 2013, 2014; Garaud et al. 2017; Prat et al. 2016; Gagnier & Garaud 2018; Kulenthirarajah & Garaud 2018). The horizontal turbulence induced by horizontal gradients of the differential rotation has only been examined in the stellar regime in few works using again phenomenological arguments (Zahn 1992; Maeder 2003), results from lab experiments studying differentially rotating flows (Richard & Zahn 1999; Mathis et al. 2004), and first devoted numerical simulations (Cope et al. 2019). The systematic study of the combined effect of stable stratification, rotation, and thermal diffusion in the stellar context has only been recently undertaken.

In Park et al. (2020), we thus examined the behavior of shear instabilities sustained by a horizontal shear as a function of stratification, rotation, and thermal diffusion. However, in this first work, we neglected the horizontal projection of the rotation vector and the corresponding terms of the Coriolis acceleration, following the traditional approximation of rotation (TAR) which is often used to describe geophysical and astrophysical flows in stably stratified, rotating regions (Eckart 1960). However, recent works have disputed this approximation as it can fail in some cases. For instance, the dynamics of near-inertial waves is strongly influenced by the non-traditional effects in such a way that properties of the wave reflection and associated mixing are largely modified (Gerkema & Shrira 2005; Gerkema et al. 2008). Moreover, couplings between gravito-inertial waves, inertial waves, and wave-induced turbulence in stars can only be properly treated when the full Coriolis acceleration is considered (Mathis et al. 2014). Finally, Zeitlin (2018) demonstrated analytically that the instability of a linear shear flow can be significantly modified if the full Coriolis acceleration is considered. Non-traditional effects can be particularly important for stellar structure configurations where the Coriolis acceleration can compete with the Archimedean force in the direction of both entropy and chemical stratification, for instance during the formation of the radiative core of pre-main-sequence, low-mass stars or in the radiative envelope of rapidly-rotating upper-main-sequence stars. These regimes should be treated properly to build robust one- or two-dimensional (1D or 2D) secular models of the evolution of rotating stars (e.g. Ekström et al. 2012; Amard et al. 2019; Gagnier et al. 2019).

In this paper, we, therefore, continue our previous work that examined the effect of thermal diffusion on horizontal shear instabilities in stably stratified rotating stellar radiative zones (Park et al. 2020), but we now consider the full Coriolis acceleration. In particular, we investigate how the full Coriolis acceleration modifies the dynamics of two types of shear instabilities: the inflectional and inertial instabilities. In Sect. 2, we formulate linear stability equations derived from the Navier-Stokes equations when the fluid is stably stratified and thermally diffusive in the rotating non-traditional  $f$ -plane where both vertical and horizontal components of the rotation vector are taken into account. We consider a base shear flow in a hyperbolic tangent form as a canonical shear profile used in previous studies (Schmid & Henningson 2001; Deloncle et al. 2007; Griffiths 2008; Arobone &



**Fig. 1.** (a) Schematic of the radiative and convective zones, colored as yellow and orange, respectively, for the configuration of low-mass stars rotating with angular speed  $\Omega_0$ . (b) Horizontal shear flow  $U(y)$  in a local non-traditional  $f$ -plane at a colatitude  $\theta$  in the radiative zone;  $z_c$  denotes the transition altitude between the radiative and convective zones.

Sarkar 2012). In Sect. 3, we provide general numerical results on the inflectional and inertial instabilities. In Sect. 4, we use the Wentzel-Kramers-Brillouin-Jeffreys (WKBJ) approximation in the asymptotic limit of large vertical wavenumbers to investigate how the inertial instability is modified by non-traditional effects in the asymptotic non-diffusive and high-diffusivity cases. In Sect. 5, we analyze in detail numerical results in wide ranges of parameters for both the inflectional and inertial instabilities. In Sects. 6 and 7, we propose expressions for the horizontal turbulent viscosity and the characteristic time of the turbulent transport, which can be possibly applied to 1D and 2D secular evolution models of rotating stars. Finally, in Sect. 8, we provide our conclusions and discussions about the non-traditional effects on the horizontal shear instabilities, and we propose the perspectives of this work for astrophysical and geophysical flows.

## 2. Problem formulation

### 2.1. Navier-Stokes equations and base steady state

We consider the Navier-Stokes and heat transport equations under the Boussinesq approximation in a rotating frame. We define the local Cartesian coordinates  $(x, y, z)$  with  $x$  the longitudinal coordinate,  $y$  the latitudinal coordinate, and  $z$  the vertical coordinate:

$$\nabla \cdot \mathbf{u} = 0, \quad (1)$$

$$\frac{\partial \mathbf{u}}{\partial t} + (\mathbf{u} \cdot \nabla) \mathbf{u} + \mathbf{f} \times \mathbf{u} = -\frac{1}{\rho_0} \nabla p - \alpha_T \Theta \mathbf{g} + \nu_0 \nabla^2 \mathbf{u}, \quad (2)$$

$$\frac{\partial \Theta}{\partial t} + \mathbf{u} \cdot \nabla \Theta = \kappa_0 \nabla^2 \Theta, \quad (3)$$

where  $\mathbf{u} = (u, v, w)$  is the velocity,  $p$  is the pressure,  $\Theta$  is the temperature deviation from the reference temperature  $T_0$ ,  $\mathbf{f} = (0, f_{h,0}, f_{v,0})$  is the Coriolis vector with the horizontal (latitudinal) Coriolis component  $f_{h,0} = 2\Omega_0 \sin \theta$  and the vertical Coriolis component  $f_{v,0} = 2\Omega_0 \cos \theta$  where  $\Omega_0 = (f_{h,0}^2 + f_{v,0}^2)^{1/2}/2$  is the stellar rotation rate,  $\theta$  is the colatitude,  $\rho_0$  is the reference density,  $\mathbf{g} = (0, 0, -g)$  is the gravity,  $\nu_0$  is the reference viscosity,  $\kappa_0$  is the reference thermal diffusivity,  $\alpha_T$  is the

thermal expansion coefficient that assumes a linear relation between the density deviation and the temperature deviation  $\Theta$ , and  $\nabla^2 = \partial^2/\partial x^2 + \partial^2/\partial y^2 + \partial^2/\partial z^2$  denotes the Laplacian operator. Figure 1 illustrates the local coordinate system of the horizontal shear flow in the radiative zone when the non-traditional  $f$ -plane is considered at a given colatitude  $\theta$ . For the base state, we consider a canonical example of the steady horizontal shear flow  $U = (U(y), 0, 0)$  in a hyperbolic tangent form:

$$U(y) = U_0 \tanh\left(\frac{y}{L_0}\right), \quad (4)$$

where  $U_0$  and  $L_0$  are the reference velocity and length scales, respectively. This hyperbolic tangent profile has an inflection point at  $y = 0$ . Therefore, it has been considered in many previous stability studies (see e.g., Schmid & Henningson 2001; Deloncle et al. 2007; Arobone & Sarkar 2012) to investigate the inflectional instability. We also adopt this profile to compare with other studies and extend our understanding of the inflectional instability for a horizontal shear when the full Coriolis acceleration is taken into account. In the presence of the horizontal Coriolis parameter  $f_{h,0}$ , such a base flow is steady if the thermal wind balance under  $U(y)$  and the base temperature  $\bar{\Theta}(y, z)$  is satisfied as follows:

$$\alpha_{\text{Tg}} \frac{\partial \bar{\Theta}}{\partial y} = -f_{h,0} \frac{\partial U}{\partial y}. \quad (5)$$

Such a thermal-wind balance has been adopted for cases where the rotation vector and the base shear are not aligned in stratified fluids; for instance, ageostrophic instability in vertical shear flows in stratified fluids in the traditional  $f$ -plane (Wang et al. 2014). In addition to the thermal-wind balance, the base temperature  $\bar{\Theta}(y, z)$  is considered to be stably stratified with a linearly increasing profile in  $z$ ; therefore, it has the form

$$\bar{\Theta}(y, z) = \frac{\Delta \bar{\Theta}_0}{\Delta z} z - \frac{f_{h,0}}{\alpha_{\text{Tg}}} U(y), \quad (6)$$

where  $\Delta \bar{\Theta}_0$  is the difference in base temperature along the vertical distance  $\Delta z$  at a given  $y$ .

## 2.2. Linearized equations

We consider the velocity perturbation  $\tilde{\mathbf{u}} = \mathbf{u} - \mathbf{U} = (\tilde{u}, \tilde{v}, \tilde{w})$ , the pressure perturbation  $\tilde{p} = p - P$  where  $P$  is the base pressure, and the temperature perturbation  $\tilde{T} = \Theta - \bar{\Theta}$ . We nondimensionalize variables in Eqs. (1-3) by considering the length scale  $L_0$ , the velocity scale  $U_0$ , the time scale as  $t_0 = L_0/U_0$ , the pressure scale as  $\rho_0 U_0^2$ , and the temperature scale as  $L_0 \Delta \bar{\Theta}_0 / \Delta z$ . For infinitesimally small perturbations, we have the following non-dimensional linearized equations:

$$\frac{\partial \tilde{u}}{\partial x} + \frac{\partial \tilde{v}}{\partial y} + \frac{\partial \tilde{w}}{\partial z} = 0, \quad (7)$$

$$\frac{\partial \tilde{u}}{\partial t} + U \frac{\partial \tilde{u}}{\partial x} + (U' - f) \tilde{v} + \tilde{f} \tilde{w} = -\frac{\partial \tilde{p}}{\partial x} + \frac{1}{Re} \nabla^2 \tilde{u}, \quad (8)$$

$$\frac{\partial \tilde{v}}{\partial t} + U \frac{\partial \tilde{v}}{\partial x} + f \tilde{u} = -\frac{\partial \tilde{p}}{\partial y} + \frac{1}{Re} \nabla^2 \tilde{v}, \quad (9)$$

$$\frac{\partial \tilde{w}}{\partial t} + U \frac{\partial \tilde{w}}{\partial x} - \tilde{f} \tilde{u} = -\frac{\partial \tilde{p}}{\partial z} + N^2 \tilde{T} + \frac{1}{Re} \nabla^2 \tilde{w}, \quad (10)$$

$$\frac{\partial \tilde{T}}{\partial t} + U \frac{\partial \tilde{T}}{\partial x} - \frac{\tilde{f} U'}{N^2} \tilde{v} + \tilde{w} = \frac{1}{Pe} \nabla^2 \tilde{T}, \quad (11)$$

where the prime symbol ( $'$ ) denotes the derivative with respect to  $y$ ,  $f = 2\Omega \cos \theta$  and  $\tilde{f} = 2\Omega \sin \theta$  are the dimensionless vertical and horizontal Coriolis parameters, respectively,  $\Omega$  is the dimensionless stellar rotation rate,  $Re$  is the Reynolds number

$$Re = \frac{U_0 L_0}{\nu_0}, \quad (12)$$

$N$  is the dimensionless Brunt-Väisälä frequency<sup>1</sup>

$$N = \sqrt{\frac{\alpha_{\text{Tg}} L_0^2}{U_0^2} \frac{\Delta \bar{\Theta}_0}{\Delta z}}, \quad (13)$$

and  $Pe$  is the Péclet number

$$Pe = \frac{U_0 L_0}{\kappa_0}. \quad (14)$$

In Eq. (11), the term  $-\tilde{f} U' \hat{v} / N^2$  on the left-hand side appears due to the thermal-wind balance (5).

To derive linear stability equations, we apply a normal mode expansion to perturbations as

$$[\tilde{u}, \tilde{p}, \tilde{T}] = [\hat{u}(y), \hat{p}(y), \hat{T}(y)] \exp[i(k_x x + k_z z) + \sigma t] + c.c., \quad (15)$$

where  $\hat{\mathbf{u}} = (\hat{u}, \hat{v}, \hat{w})$ ,  $\hat{p}$  and  $\hat{T}$  are the mode shapes of velocity, pressure, and temperature perturbations, respectively,  $i^2 = -1$ ,  $k_x$  is the streamwise (longitudinal) wavenumber,  $k_z$  is the vertical wavenumber,  $\sigma = \sigma_r + i\sigma_i$  is the complex growth rate where the real part  $\sigma_r$  is the growth rate and the imaginary part  $\sigma_i$  is the temporal frequency, and  $c.c.$  denotes the complex conjugate. Using the normal mode expansion, we obtain the following linear stability equations

$$ik_x \hat{u} + \frac{d\hat{v}}{dy} + ik_z \hat{w} = 0, \quad (16)$$

$$(\sigma + ik_x U) \hat{u} + (U' - f) \hat{v} + \tilde{f} \hat{w} = -ik_x \hat{p} + \frac{1}{Re} \hat{\nabla}^2 \hat{u}, \quad (17)$$

$$(\sigma + ik_x U) \hat{v} + f \hat{u} = -\frac{d\hat{p}}{dy} + \frac{1}{Re} \hat{\nabla}^2 \hat{v}, \quad (18)$$

$$(\sigma + ik_x U) \hat{w} - \tilde{f} \hat{u} = -ik_z \hat{p} + N^2 \hat{T} + \frac{1}{Re} \hat{\nabla}^2 \hat{w}, \quad (19)$$

$$(\sigma + ik_x U) \hat{T} - \frac{\tilde{f} U'}{N^2} \hat{v} + \hat{w} = \frac{1}{Pe} \hat{\nabla}^2 \hat{T}, \quad (20)$$

where  $\hat{\nabla}^2 = \frac{d^2}{dy^2} - k^2$  with  $k^2 = k_x^2 + k_z^2$ . By eliminating  $\hat{p}$  using the continuity equation (16), Eqs. (16-20) can be gathered into a matrix form as an eigenvalue problem:

$$\sigma \mathcal{B} \begin{pmatrix} \hat{u} \\ \hat{v} \\ \hat{w} \\ \hat{T} \end{pmatrix} = \mathcal{A} \begin{pmatrix} \hat{u} \\ \hat{v} \\ \hat{w} \\ \hat{T} \end{pmatrix}, \quad (21)$$

<sup>1</sup> The non-dimensional parameter  $N^2$  is equivalent to the Richardson number  $Ri$  with our choice of normalization.

where  $\mathcal{A}$  and  $\mathcal{B}$  are the operator matrices expressed as

$$\mathcal{A} = \begin{bmatrix} \mathcal{A}_{11} & \mathcal{A}_{12} & \mathcal{A}_{13} & \mathcal{A}_{14} \\ \mathcal{A}_{21} & \mathcal{A}_{22} & \mathcal{A}_{23} & \mathcal{A}_{24} \\ \mathcal{A}_{31} & \mathcal{A}_{32} & \mathcal{A}_{33} & \mathcal{A}_{34} \\ 0 & \mathcal{A}_{42} & \mathcal{A}_{43} & \mathcal{A}_{44} \end{bmatrix}, \quad (22)$$

$$\mathcal{B} = \begin{bmatrix} -k^2 & ik_x \frac{d}{dy} & 0 & 0 \\ 0 & \hat{\nabla}^2 & 0 & 0 \\ 0 & ik_z \frac{d}{dy} & -k^2 & 0 \\ 0 & 0 & 0 & 1 \end{bmatrix}, \quad (23)$$

where

$$\begin{aligned} \mathcal{A}_{11} &= k_x (ik^2 U + k_z \tilde{f}) - \frac{k^2}{Re} \hat{\nabla}^2, \\ \mathcal{A}_{12} &= k_z^2 (U' - f) + k_x^2 U \frac{d}{dy} + \frac{ik_x}{Re} \hat{\nabla}^2 \frac{d}{dy}, \\ \mathcal{A}_{13} &= k_z^2 \tilde{f}, \quad \mathcal{A}_{14} = k_x k_z N^2, \end{aligned} \quad (24)$$

$$\begin{aligned} \mathcal{A}_{21} &= k^2 f - ik_z \tilde{f} \frac{d}{dy}, \\ \mathcal{A}_{22} &= ik_x \left( k^2 U + U'' - f \frac{d}{dy} - U \frac{d^2}{dy^2} \right) + \frac{1}{Re} \hat{\nabla}^4, \\ \mathcal{A}_{23} &= ik_x \tilde{f} \frac{d}{dy}, \quad \mathcal{A}_{24} = -ik_z N^2 \frac{d}{dy}, \end{aligned} \quad (25)$$

$$\begin{aligned} \mathcal{A}_{31} &= -k_x^2 \tilde{f}, \\ \mathcal{A}_{32} &= k_x k_z \left( U \frac{d}{dy} + f - U' \right) + \frac{ik_z}{Re} \hat{\nabla}^2, \\ \mathcal{A}_{33} &= k_x (ik^2 U - k_z \tilde{f}) - \frac{k^2}{Re} \hat{\nabla}^2, \quad \mathcal{A}_{34} = -k_x^2 N^2, \end{aligned} \quad (26)$$

$$\mathcal{A}_{42} = \frac{\tilde{f} U'}{N^2}, \quad \mathcal{A}_{43} = -1, \quad \mathcal{A}_{44} = -ik_x U + \frac{1}{Pe} \hat{\nabla}^2. \quad (27)$$

We discretize numerically the operators  $\mathcal{A}$  and  $\mathcal{B}$  in the  $y$ -direction using the rational Chebyshev function that maps the Chebyshev domain  $y_{\text{cheb}} \in (-1, 1)$  onto the physical space  $y \in (-\infty, \infty)$  via the mapping  $y/L_{\text{map}} = y_{\text{cheb}}/\sqrt{1 + y_{\text{cheb}}^2}$  where  $L_{\text{map}}$  is the mapping factor (Deloncle et al. 2007; Park et al. 2020). To distinguish physical and numerically-converged modes from spurious modes, we use a convergence criterion based on the residual of coefficients on the Chebyshev functions proposed by Fabre & Jacquin (2004). This technique allows us to separate highly-oscillatory spurious modes from physical modes that decays smoothly at boundaries as  $y \rightarrow \pm\infty$ . Furthermore, we chose the number of collocation points in the  $y$ -direction from 100 to 200, which was sufficient in our study to confirm the convergence of physical modes. We impose vanishing boundary conditions as  $y \rightarrow \pm\infty$  by suppressing terms in the first and last rows of the operator matrices (Antkowiak 2005; Park 2012). Numerical results of the horizontal shear instability are compared and validated with results of Deloncle et al. (2007); Arobone & Sarkar (2012); Park et al. (2020) in stratified and rotating fluids for the traditional case when  $\tilde{f} = 0$ .

While the stability of horizontal shear flows in stratified-rotating fluids in the traditional  $f$ -plane has one symmetry condition on  $\sigma$  with  $\pm k_x$  and  $\pm k_z$  (Deloncle et al. 2007; Park et al.

2020), an analogous symmetry condition does not exist due to the horizontal Coriolis parameter  $\tilde{f} > 0$ . Instead, there exist two separate symmetry conditions on  $\sigma$  in terms of  $k_x$  and  $k_z$  as follows:

$$\sigma(k_x, k_z) = \sigma^*(-k_x, -k_z), \quad (28)$$

and

$$\sigma(k_x, -k_z) = \sigma^*(-k_x, k_z), \quad (29)$$

where the asterisk (\*) denotes the complex conjugate. Therefore, in this paper, we will investigate both negative and positive  $k_z$  for  $k_x \geq 0$ .

### 2.3. Simplified equations for $\hat{v}$

Equations (16-20) can be simplified into ordinary differential equations (ODEs) for  $\hat{v}$  in particular cases. For instance, in the inviscid and non-diffusive limits ( $Re \rightarrow \infty$  and  $Pe \rightarrow \infty$ ), we can derive the single 2nd-order ODE for  $\hat{v}$  as follows:

$$\frac{d^2 \hat{v}}{dy^2} + V_1 \frac{d\hat{v}}{dy} + V_0 \hat{v} = 0, \quad (30)$$

where

$$V_1 = \frac{2sk_x U' - 2ik_z f \tilde{f}}{s^2 - N^2 - \tilde{f}^2} - \frac{Q'}{Q}, \quad (31)$$

$s = -i\sigma + k_x U$  is the Doppler-shifted frequency,  $Q = k^2 s^2 - k_x^2 N^2$ ,

$$\begin{aligned} V_0 &= -k_z^2 \frac{\Gamma}{s^2 - N^2 - \tilde{f}^2} - k_x^2 - \frac{k_x}{s} \left( U'' - \frac{Q'}{Q} U' \right) - \frac{k_x f}{s} \frac{Q'}{Q} \\ &\quad - \frac{2k_x^2 U' (U' - f)}{s^2 - N^2 - \tilde{f}^2} + \frac{\tilde{f}}{s^2 - N^2 - \tilde{f}^2} \left[ \frac{f Q'}{Q} \left( ik_z - \frac{k_x \tilde{f}}{s} \right) - \tilde{f} k_x \right], \end{aligned} \quad (32)$$

and

$$\Gamma = s^2 + f (U' - f). \quad (33)$$

For finite  $Pe$  in the inviscid limit, we can find the single 4th-order ODE when  $k_x = 0$  as follows:

$$\frac{d^4 \hat{v}}{dy^4} + \mathcal{V}_3 \frac{d^3 \hat{v}}{dy^3} + \mathcal{V}_2 \frac{d^2 \hat{v}}{dy^2} + \mathcal{V}_1 \frac{d\hat{v}}{dy} + \mathcal{V}_0 \hat{v} = 0, \quad (34)$$

where

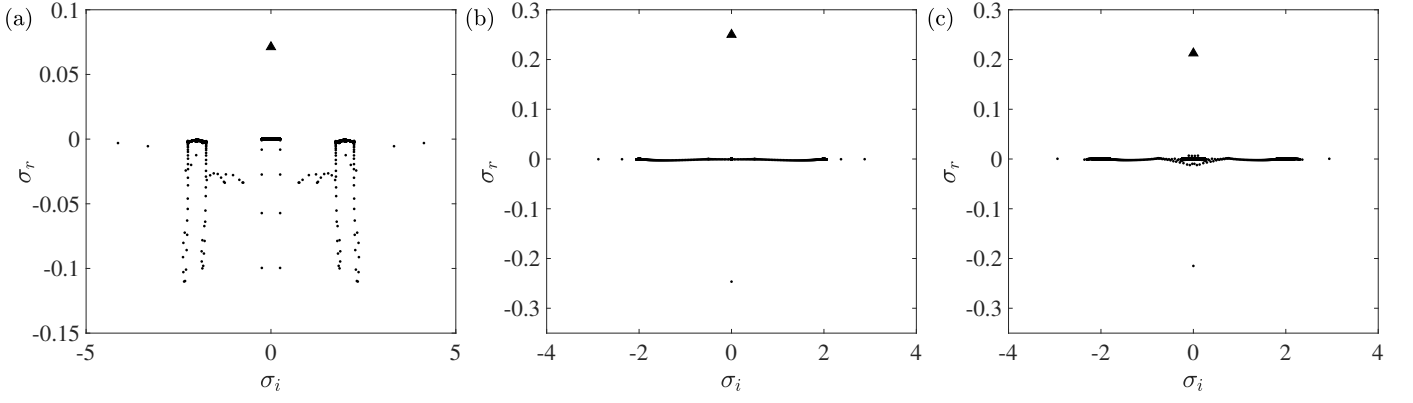
$$\mathcal{V}_3 = -\frac{ik_z \tilde{f} (U' - 2f)}{\sigma^2 + \tilde{f}^2}, \quad (35)$$

$$\mathcal{V}_2 = k_z^2 \left( \frac{\Gamma}{\sigma^2 + \tilde{f}^2} - 1 \right) - \frac{3ik_z \tilde{f} U''}{\sigma^2 + \tilde{f}^2} - Pe \frac{\sigma(\sigma^2 + \tilde{f}^2 + N^2)}{\sigma^2 + \tilde{f}^2}, \quad (36)$$

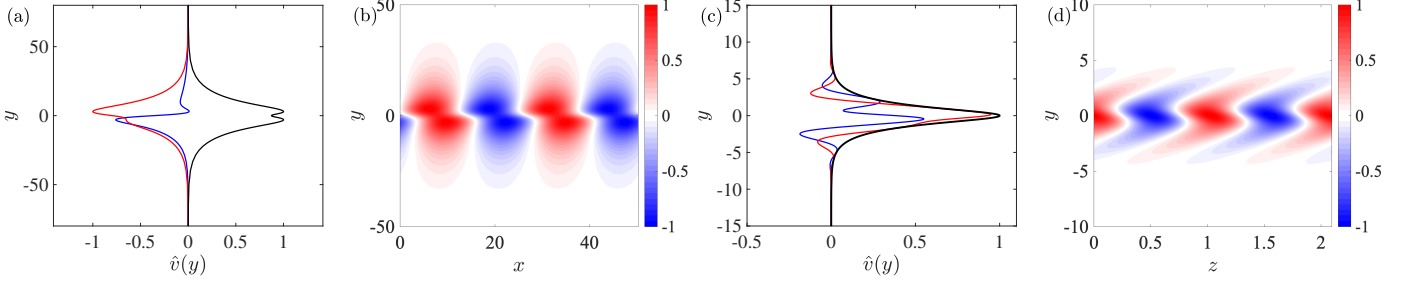
$$\mathcal{V}_1 = k_z^3 \frac{i\tilde{f} (U' - 2f)}{\sigma^2 + \tilde{f}^2} + \frac{2k_z^2 f U''}{\sigma^2 + \tilde{f}^2} - \frac{3k_z i\tilde{f} U'''}{\sigma^2 + \tilde{f}^2} - Pe \frac{2ik_z \tilde{f} f \sigma}{\sigma^2 + \tilde{f}^2}, \quad (37)$$

$$\mathcal{V}_0 = -\frac{k_z^4 \Gamma}{\sigma^2 + \tilde{f}^2} + \frac{k_z^3 i\tilde{f} U''}{\sigma^2 + \tilde{f}^2} + \frac{k_z^2 f U'''}{\sigma^2 + \tilde{f}^2} - \frac{k_z i\tilde{f} U''''}{\sigma^2 + \tilde{f}^2} - Pe \frac{\sigma k_z^2 \Gamma}{\sigma^2 + \tilde{f}^2}. \quad (38)$$

In Sect. 4, the above single ODEs (30) and (34) will be used for asymptotic analyses with the WKBJ approximation for large  $k_z$  to derive asymptotic dispersion relations for the inertial instability.



**Fig. 2.** Eigenvalue spectra in the space  $(\sigma_i, \sigma_r)$  at  $Re = \infty$ ,  $N = 1$ ,  $Pe = 1$ ,  $f = 0.5$ , and  $\tilde{f} = 2$  (i.e.,  $(\Omega, \theta) = (1.031, 76^\circ)$ ) for (a)  $(k_x, k_z) = (0.25, 0)$ , (b)  $(k_x, k_z) = (0, 6)$ , and (c)  $(k_x, k_z) = (0.25, 6)$ . Triangles denote the maximum growth rates.



**Fig. 3.** Eigenfunctions of the most unstable modes in Fig. 2 at  $Re = \infty$ ,  $N = 1$ ,  $Pe = 1$ ,  $f = 0.5$ , and  $\tilde{f} = 2$ : (a) the mode shape  $\hat{v}(y)$  and (b) velocity  $v$  in the physical space  $(x, y)$  at  $z = 0$  for  $(k_x, k_z) = (0.25, 0)$ , and  $\sigma = 0.0712$ , (c) the mode shape  $\hat{v}(y)$  and (d) velocity  $v$  in the physical space  $(y, z)$  at  $x = 0$  for  $(k_x, k_z) = (0, 6)$ , and  $\sigma = 0.250$ . In (a) and (c), black, blue, and red lines denote the absolute value, real part, and imaginary part of the mode shape  $\hat{v}$ , respectively.

### 3. General stability results

In this section, we investigate examples of numerical stability results to see how the full Coriolis acceleration modifies the instabilities of the horizontal shear flow. Figure 2 shows spectra of the eigenvalue  $\sigma$  for various sets of  $(k_x, k_z)$  at  $Re = \infty$ ,  $N = 1$ , and  $Pe = 1$  for Coriolis components  $f = 0.5$  and  $\tilde{f} = 2$  (i.e.,  $2\Omega \approx 2.062$  and  $\theta \approx 76^\circ$ ). In the eigenvalue spectra, the real part of the complex growth rate  $\sigma_r$  determines the stability while the imaginary part  $\sigma_i$  denotes the frequency of the mode. In Fig. 2a for  $(k_x, k_z) = (0.25, 0)$ , we see different types of eigenvalues: widely distributed stable eigenvalues, clusters of neutral eigenvalues, and one unstable eigenvalue. The neutral or stable modes are continuous modes, which are not exponentially decreasing with  $|y| \rightarrow \infty$ , or gravito-inertial waves that can possess critical points (Astoul et al. 2020). However, this paper will only investigate unstable modes that are the most likely to cause turbulence with horizontal shear.

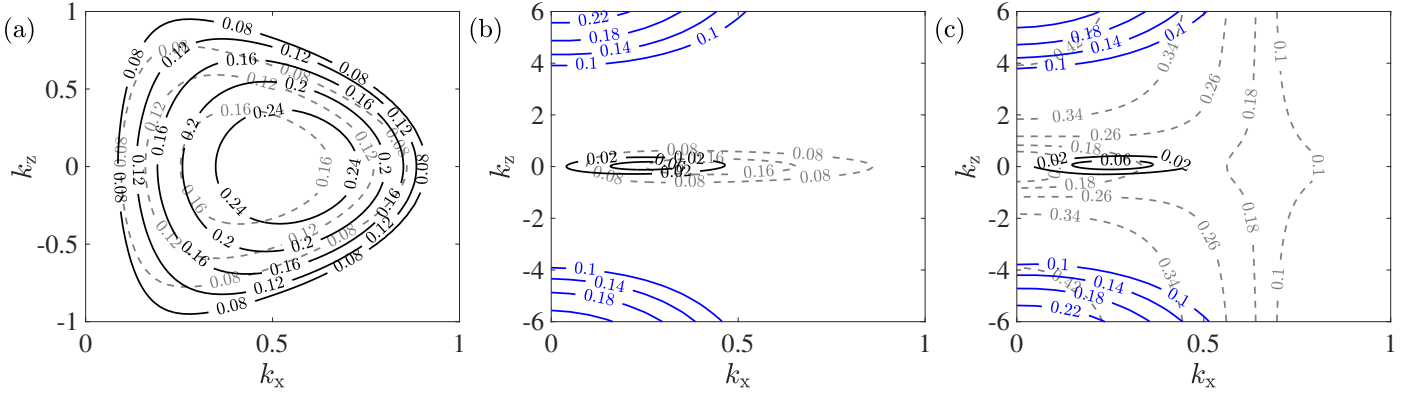
The eigenfunction of the most unstable mode in Fig. 2a is plotted in Fig. 3 in panels a and b. The mode shape  $\hat{v}$  has maxima around  $y \approx \pm 2.96$ , and the mode displayed in the physical space  $(x, y)$  shows that the velocity  $v(x, y)$  at  $z = 0$  has an inclined structure in the direction opposite to the shear. This feature is a characteristic of the inflectional instability mode as previously studied for stratified fluids in the traditional  $f$ -plane (Arobone & Sarkar 2012; Park et al. 2020).

Figure 2b shows an eigenvalue spectrum that has nearly-neutral clustered eigenvalues, four neutral modes with frequency  $|\sigma_i| > 2$ , a stable eigenvalue, and one unstable eigenvalue. We note that  $f = 0.5$  belongs to the inertial instability regime for  $k_z > 0$  in the traditional approximation, and the instability is not from the inflectional point of the base flow since  $k_x = 0$ . For the

unstable eigenvalue, we plot the corresponding mode in panels c and d of Fig. 3. We see that the mode shape  $\hat{v}$  is oscillatory in the region  $|y| < 10$ , and this wavelike behavior centered around  $y = 0$  reminds us of the inertial instability mode (Park et al. 2020). We also observe clearly in Fig. 3d a characteristic alternating pattern of  $v$  when plotted in the physical space  $(y, z)$ .

In Fig. 2c, we plot the eigenvalue spectra for  $(k_x, k_z) = (0.25, 6)$ . They have weakly unstable or stable clustered eigenvalues due to the critical point where the Doppler-shifted frequency becomes zero (i.e.,  $s = 0$ ), separate neutral and stable eigenvalues. The mode arisen by the critical point will be beyond the scope of this study, and it will be covered by the follow-up work (Astoul et al. 2020). At the wavenumbers  $k_z = 6$  and  $k_x = 0.25$ , the inflectional instability is not present and we only have the inertial instability with the mode shape (not shown) similar to that in Fig. 3c.

Figure 4 shows contours of the growth rate  $\sigma_r$  for the most unstable mode in the parameter space  $(k_x, k_z)$  for different sets of parameters  $(f, \tilde{f}, Pe)$  at  $N = 1$  and  $Re = \infty$ . We found that the most unstable modes have zero temporal frequency  $\sigma_i$ ; therefore, we plot only the real part of the maximum growth rate  $\sigma_r$ . In Fig. 4a, we consider the non-diffusive limit  $Pe = \infty$  in an inertially-stable regime at  $f = 0$  according to the criterion in the traditional approximation (Arobone & Sarkar 2012). If we consider  $\tilde{f} = 0$  (i.e.,  $2\Omega = 0$ ), only the inflectional instability exists and its maximum growth rate  $\sigma_{\max} = 0.1897$  is attained at  $k_x = 0.445$  and  $k_z = 0$  (see also, Deloncle et al. 2007). As  $\tilde{f}$  increases (i.e., on the equator for rotating stars with  $2\Omega > 0$ ), we see that the regime of the inflectional instability is widened in the parameter space  $(k_x, k_z)$ , and the higher maximum growth



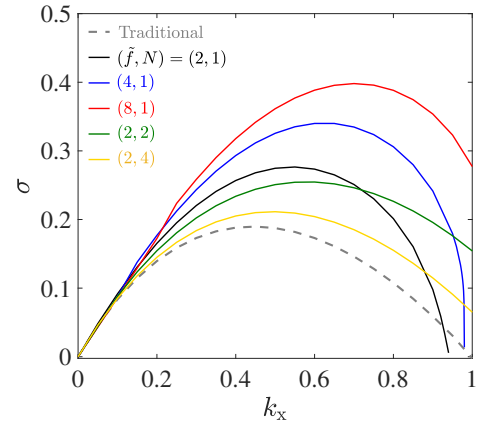
**Fig. 4.** Contours of the maximum growth rate  $\max(\sigma_r)$  in the parameter space of  $(k_x, k_z)$  (solid lines) for  $Re = \infty$  and  $N = 1$  for (a)  $(f, \tilde{f}, Pe) = (0, 2, \infty)$ , (b)  $(f, \tilde{f}, Pe) = (0, 2, 1)$ , and (c)  $(f, \tilde{f}, Pe) = (0.5, 2, 1)$ . For (a) and (b), this corresponds to  $(\Omega, \theta) = (1, 90^\circ)$ , and  $(\Omega, \theta) = (1.031, 76^\circ)$  for (c). Black and blue solid lines are contours of the maximum growth rate of the inflectional and inertial instabilities, respectively, and gray dashed lines in the background are contours of the maximum growth rate for the same parameters but in the traditional  $f$ -plane approximation where  $\tilde{f} = 0$ .

rate  $\sigma_{\max} \approx 0.277$  is attained at  $k_z = 0$  and at a higher value of  $k_x \approx 0.54$ .

In Fig. 4b, we now consider a finite Péclet number  $Pe = 1$ . At  $f = \tilde{f} = 0$  (i.e.,  $2\Omega = 0$ ), the instability is stabilized as the thermal diffusivity increases (see also, Park et al. 2020) and the unstable regime in the parameter space  $(k_x, k_z)$  is slightly shrunk compared to that at  $Pe = \infty$  in Fig. 4a. The maximum growth rate of the inflectional instability at  $Pe = 1$  and  $\tilde{f} = 0$  still remains as  $\sigma_{\max} = 0.1897$  at  $k_x = 0.445$ . As  $\tilde{f}$  increases, we see that the inflectionally-unstable regime at  $\tilde{f} = 2$  is even more shrunk than the unstable regime at  $\tilde{f} = 0$ . The maximum growth rate is decreased to  $\sigma_{\max} \approx 0.0717$  and is found at  $(k_x, k_z) \approx (0.26, 0.02)$ . This implies that a slightly three-dimensional inflectional instability is now more unstable than the two-dimensional inflectional instability at finite  $Pe$  and  $\tilde{f} > 0$ . What is also very interesting in Fig. 4b is that we observe other unstable regimes. The growth rate contours for large  $|k_z|$  are reminiscent of those for the inertial instability, which has a maximum growth rate as  $|k_z| \rightarrow \infty$  at  $k_x = 0$ . It is remarkable to observe this inertial instability at  $f = 0$  (i.e. in the inertially stable regime in the traditional approximation) when the horizontal Coriolis component  $\tilde{f}$  becomes positive and the fluid is thermally diffusive.

We now consider in Fig. 4c the case  $f = 0.5$ , which belongs to the inertially unstable regime in the traditional  $f$ -plane. We see a clear difference between growth-rate contours at  $\tilde{f} = 0$  (i.e., on the pole with  $2\Omega = 0.5$ ) and those at  $\tilde{f} = 2$  (i.e.,  $2\Omega \approx 2.062$  and  $\theta \approx 76^\circ$ ). While the growth rate smoothly increases as  $|k_z|$  increases in the traditional case at  $\tilde{f} = 0$ , the regime of the inflectional instability is well separated from the regime of the inertial instability for  $\tilde{f} = 2$ . The inflectional instability at  $\tilde{f} = 2$  has a maximum growth rate  $\sigma_{\max} \approx 0.0725$  around  $(k_x, k_z) \approx (0.26, 0.07)$  while the inertial instability has a maximum growth rate as  $|k_z| \rightarrow \infty$  at  $k_x = 0$ .

In the traditional  $f$ -plane approximation, the inflectional instability reaches its maximum growth rate  $\sigma_{\max} \approx 0.1897$  in the inviscid limit  $Re = \infty$  at  $k_x \approx 0.445$  and  $k_z = 0$  (also shown by the gray dashed line in Fig. 5). In this case, the maximum growth rate  $\sigma_{\max}$  is independent from  $f$  and  $N$  (Park et al. 2020). But without the traditional approximation, the growth rate of the inflectional instability now becomes dependent of  $N$  and  $\tilde{f}$  as shown in Fig. 5 at  $Pe = \infty$  and  $k_z = 0$ . We verified numerically that the most unstable mode is reached for a finite  $k_x$  at  $k_z = 0$  in the parameter space of  $(k_x, k_z)$  in the inviscid and non-diffusive



**Fig. 5.** Inviscid growth rate of the inflectional instability for various parameter sets of  $\tilde{f}$  and  $N$  at  $f = 0$  (i.e.  $\theta = 90^\circ$ ),  $Pe = \infty$ , and  $k_z = 0$ .

limits (i.e.,  $Re = Pe = \infty$ ). In these limits, we have the following 2nd-order ODE for  $\hat{v}$

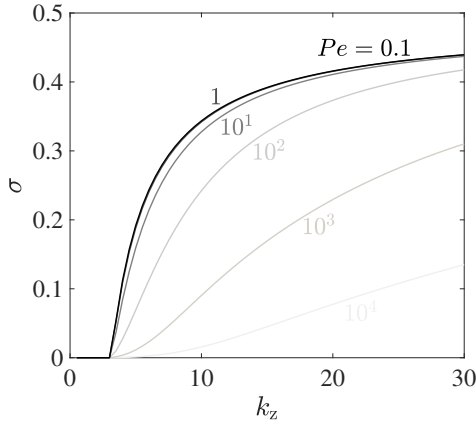
$$\frac{d^2 \hat{v}}{dy^2} + \left( \frac{2sk_x U'}{s^2 - N^2 - \tilde{f}^2} - \frac{2sk_x U'}{s^2 - N^2} \right) \frac{d\hat{v}}{dy} - \left( k_x^2 + \frac{k_x U''}{s} + \frac{2k_x^2 U'^2}{s^2 - N^2 - \tilde{f}^2} - \frac{2k_x^2 U'^2}{s^2 - N^2} \right) \hat{v} = 0. \quad (39)$$

We clearly see that Eq. (39) is still independent from  $f$  but it depends on  $N$  if  $\tilde{f} > 0$ . For a fixed  $N$ , we see in Fig. 5 that the maximum growth rate increases with  $\tilde{f}$ , while it decreases with  $N$  at a fixed  $\tilde{f}$ . This implies that the stratification stabilizes the inflectional instability, as similarly observed in the traditional approximation (Park et al. 2020). While the wavenumber range of the inflectional instability is  $0 < k_x < 1$  at  $\tilde{f} = 0$ , it is noticeable that the instability can sustain for  $k_x > 1$  as  $\tilde{f}$  increases.

Figure 6 shows growth-rate curves for various values of  $Pe$  at  $N = 1$ ,  $f = 0$ ,  $k_x = 0$ , and  $\tilde{f} = 2$  (i.e., on the equator with  $2\Omega = 2$ ). Although  $f = 0$  implies that it is inertially stable in the traditional approximation, it is still unstable for finite  $Pe$  at  $\tilde{f} = 2$  and the growth rate increase as  $Pe$  increases. At a fixed  $Pe$ , the growth rate increases with  $k_z$  and the maximum growth rate is reached as  $k_z \rightarrow \infty$ . Furthermore, the growth-rate curves converge to a single curve as  $Pe \rightarrow 0$ .

Preliminary results presented in this section tell us that non-traditional effects can significantly modify the properties of the





**Fig. 6.** Inviscid growth rate of the inertial instability for various Péclet numbers at  $N = 1$  and  $k_x = 0$  for  $f = 0$  and  $\tilde{f} = 2$ , i.e.  $(\Omega, \theta) = (1, 90^\circ)$ .

inflectional and inertial instabilities. For instance, the unstable regime of the inertial instability is changed as  $\tilde{f}$  increases. The maximum growth rate of the inflectional instability increases with  $\tilde{f}$  and depends on  $N$ . Similarly to the traditional case at  $\tilde{f} = 0$ , thermal diffusion destabilizes the inertial instability when  $\tilde{f} > 0$ . In the following section, we discuss more thoroughly how the inertial instability depends on physical parameters such as  $f$ ,  $\tilde{f}$ ,  $N$ , or  $Pe$  using the WKB approximation by taking the asymptotic limit  $k_z \rightarrow \infty$  for the inviscid case at  $Re = \infty$ . We derive analytical expressions of the dispersion relations for the inertial instability in the non-diffusive ( $Pe = \infty$ ) and highly-diffusive ( $Pe \rightarrow 0$ ) cases to understand how the inertial instability is modified as the horizontal Coriolis parameter  $\tilde{f}$  increases.

#### 4. Asymptotic description of the inertial instability

Our previous work in Park et al. (2020) with the traditional approximation ( $\tilde{f} = 0$ ) was successful to perform detailed analyses on the inertial instability employing the WKB approximation in the inviscid limit  $Re = \infty$ . For instance, asymptotic dispersion relations were explicitly proposed for large  $k_z$  in two limits:  $Pe \rightarrow 0$  and  $Pe \rightarrow \infty$ . From the dispersion relations, we found that the unstable regime of the inertial instability is  $0 < f < 1$  and the maximum growth rate  $\sigma_{\max} = \sqrt{f(1-f)}$  is reached as  $k_z \rightarrow \infty$ . In the traditional approximation,  $\sigma_{\max}$  is related to the epicyclic frequency  $\omega_{\text{ep}}$ , which satisfies  $\sigma_{\max}^2 = -\omega_{\text{ep}}^2$  and leads to the Solberg-Høiland criterion for stability when  $\omega_{\text{ep}}^2 + N^2 > 0$  (Solberg 1936; Høiland 1941). Besides,  $\sigma_{\max}$  is analogous to the growth rate suggested in the limit  $Pr \rightarrow 0$  for the Goldreich-Schubert-Fricke (GSF) instability (Goldreich & Schubert 1967; Fricke 1968) induced by the horizontal/vertical shear (for more details, we refer the reader to Knobloch & Spruit 1982; Maeder et al. 2013; Barker et al. 2019). Besides, the maximum growth rate  $\sigma_{\max}$  is attained independently of the stratification and thermal diffusivity (i.e.,  $N$  and  $Pe$ ) while the first-order term of the growth rate strongly depends on them. However, this argument is not applicable without the traditional approximation as demonstrated by numerical results in the previous section. Thus, it is imperative to investigate the inertial instability in the non-traditional case to see how the properties of the instability are changed as the horizontal Coriolis parameter  $\tilde{f}$  increases.

In the following subsections, we perform the WKB analysis for large  $k_z$  at  $k_x = 0$  in the two limits of the Péclet number  $Pe$ : the non-diffusive case as  $Pe \rightarrow \infty$  and the highly-diffusive case as  $Pe \rightarrow 0$ . This analysis is an extension of the work by Park

et al. (2020) in the traditional  $f$ -plane approximation. For the two cases, we describe below the properties of the inertial instability such as dispersion relations, the maximum growth rate, or regimes of the instability in the parameter space.

##### 4.1. WKB formulation in the non-diffusive limit $Pe \rightarrow \infty$

In this subsection, the thermally non-diffusive case with  $Pe \rightarrow \infty$  is considered. We verified numerically that the inviscid maximum growth rate of the inertial instability is found as  $|k_z| \rightarrow \infty$  at  $k_x = 0$ , and it has a zero temporal frequency (i.e.,  $\sigma_i = 0$ ). For simplicity, we focus on this most unstable case at  $k_x = 0$  and consider only  $k_z > 0$  due to the symmetry  $\sigma(0, k_z) = \sigma(0, -k_z)$  at  $k_x = 0$ . The 2nd-order ODE for  $\hat{v}$  in Eq. (30) at  $k_x = 0$  becomes

$$\frac{d^2 \hat{v}}{dy^2} + \frac{2ik_z \tilde{f} f}{\sigma^2 + N^2 + \tilde{f}^2} \frac{d\hat{v}}{dy} + k_z^2 \frac{\Gamma}{\sigma^2 + N^2 + \tilde{f}^2} \hat{v} = 0. \quad (40)$$

We note that the term  $2ik_z \tilde{f} f / (\sigma^2 + N^2 + \tilde{f}^2)$  multiplied by the first derivative  $d\hat{v}/dy$  has the order of  $k_z$  and is comparable with all the other terms when the WKB approximation is applied for large  $k_z$ . For convenience, we introduce a new variable  $\hat{V}$  prior to the WKB analysis

$$\hat{V}(y) = \hat{v}(y) \exp\left(\frac{ik_z \tilde{f} f}{\sigma^2 + N^2 + \tilde{f}^2} y\right). \quad (41)$$

Then Eq. (40) becomes

$$\frac{d^2 \hat{V}}{dy^2} + \frac{k_z^2}{\sigma^2 + N^2 + \tilde{f}^2} \left[ \Gamma + \frac{\tilde{f}^2 f^2}{\sigma^2 + N^2 + \tilde{f}^2} \right] \hat{V} = 0, \quad (42)$$

which is now in the form of the Poincaré equation. Applying to Eq. (42) the WKB approximation of  $\hat{V}$  for large  $k_z$ :

$$\hat{V}(y) \sim \exp\left[\frac{1}{\delta} \sum_{l=0}^{\infty} \delta^l S_l(y)\right], \quad (43)$$

we get

$$\delta = \frac{1}{k_z}, \quad S_0' = -\frac{\tilde{\Gamma}}{\sigma^2 + N^2 + \tilde{f}^2}, \quad S_1' = -\frac{S_0''}{2S_0'}, \quad (44)$$

where

$$\tilde{\Gamma} \equiv \Gamma + \frac{\tilde{f}^2 f^2}{\sigma^2 + N^2 + \tilde{f}^2}. \quad (45)$$

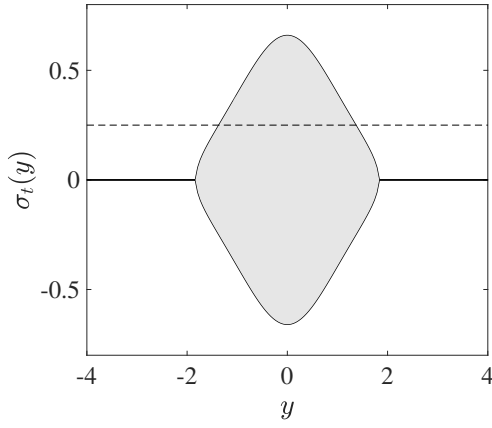
Since  $\sigma^2 + N^2 + \tilde{f}^2 > 0$ , the exponential behavior of  $\hat{V}$  determined by the sign of  $S_0$  depends on the sign of  $\tilde{\Gamma}$ . On the one hand, the solution is evanescent if  $\tilde{\Gamma} < 0$ :

$$\hat{V}(y) = (-\tilde{\Gamma})^{-\frac{1}{4}} \left[ A_1 \exp\left(\tilde{k} \int_y \sqrt{-\tilde{\Gamma}} dv\right) + A_2 \exp\left(-\tilde{k} \int_y \sqrt{-\tilde{\Gamma}} dv\right) \right], \quad (46)$$

where  $A_1$  and  $A_2$  are constants, and  $\tilde{k} = k_z / \sqrt{\sigma^2 + N^2 + \tilde{f}^2}$ . On the other hand, the solution is wavelike if  $\tilde{\Gamma} > 0$ :

$$\hat{V}(y) = \tilde{\Gamma}^{-\frac{1}{4}} \left[ B_1 \exp\left(i\tilde{k} \int_y \sqrt{\tilde{\Gamma}} dv\right) + B_2 \exp\left(-i\tilde{k} \int_y \sqrt{\tilde{\Gamma}} dv\right) \right], \quad (47)$$

where  $B_1$  and  $B_2$  are constants.



**Fig. 7.** Function  $\sigma_t(y)$  (solid lines) at  $N = 1$  for  $(f, \tilde{f}) = (0.5, 2)$  (i.e.  $\Omega = 1.031$  and  $\theta = 76^\circ$ ). Grey and white areas denote the regimes where  $\tilde{\Gamma}$  is positive and negative, respectively. The dashed line represents an example of the growth rate  $\sigma = 0.250$ .

The wavelike or evanescent solution behavior changes at turning points  $y_t$  where  $\tilde{\Gamma}(y_t) = 0$ . To find  $y_t$ , it is useful to define the function  $\sigma_t(y)$  such that

$$2\sigma_t^2(y) = f(U' - f) - (N^2 + \tilde{f}^2) + \sqrt{(f(U' - f) + N^2 + \tilde{f}^2)^2 + 4\tilde{f}^2 f^2}, \quad (48)$$

(see also, Park & Billant 2012, 2013; Park et al. 2017). By finding  $\sigma_t(y) = \sigma$  at a given  $\sigma$ , we can find turning points where  $\tilde{\Gamma}(y) = 0$ . An example of  $\sigma_t(y)$  is shown in Fig. 7 for  $f = 0.5$ ,  $\tilde{f} = 2$ , and  $N = 1$ . The gray area denotes where the WKB solution is wavelike (i.e.,  $\tilde{\Gamma} > 0$ ) while the white area denotes where the solution is evanescent (i.e.,  $\tilde{\Gamma} < 0$ ). At a given instability growth rate such that  $|\sigma| < \sigma_{t,\max}$ , there exist two turning points, one for  $y > 0$  and the other for  $y < 0$ . For instance, if the growth rate is  $\sigma = 0.250$ , there exist two turning points: one at  $y_{t+} = 1.365$  and the other at  $y_{t-} = -1.365$ . In this case, we can construct an eigenfunction such that the solution  $\hat{V}$  decays exponentially as  $|y| \rightarrow \infty$  while it is wavelike between the two turning points  $y_{t\pm}$ . If the growth rate is greater than the maximum of  $\sigma_t$  (i.e.,  $|\sigma| > |\sigma_{t,\max}|$ ), the solution  $\hat{V}$  is evanescent everywhere with no turning point and we cannot construct an eigenfunction  $\hat{V}$  satisfying the decaying boundary conditions as  $|y| \rightarrow \infty$ . Therefore, to construct the eigenfunction, the growth rate has to lie in the range  $0 < |\sigma| < \sigma_{t,\max}$  where

$$2\sigma_{t,\max}^2 = f(1 - f) - N^2 - \tilde{f}^2 + \sqrt{[f(1 - f) + N^2 + \tilde{f}^2]^2 + 4\tilde{f}^2 f^2}. \quad (49)$$

By performing a turning point analysis in the growth rate range  $0 < \sigma_r < \sigma_{t,\max}$ , we can further derive an asymptotic dispersion relation as done in Park et al. (2020). We consider first the evanescent WKB solution outside the turning point  $y > y_{t+}$ :

$$\hat{V}(y) = A_\infty (-\tilde{\Gamma})^{-1/4} \exp\left(-\tilde{k} \int_{y_{t+}}^y \sqrt{-\tilde{\Gamma}(v)} dv\right), \quad (50)$$

where  $A_\infty$  is a constant. As  $y$  approaches the turning point  $y_{t+}$ , the WKB solution (50) is not valid and a local solution is needed to find the WKB solution below the turning point  $y < y_{t+}$ . We use a new scaled coordinate  $\tilde{y} = (y - y_{t+})/\epsilon$  where  $\epsilon$  is a small

parameter defined as  $\epsilon = [\tilde{k}^2 (-\tilde{\Gamma}'_{t+})]^{-1/3}$ ,  $\tilde{\Gamma}'_{t+}$  is the derivative of  $\tilde{\Gamma}$  at  $y_{t+}$ , and we assume at leading order that  $\tilde{\Gamma}(y) \sim \tilde{\Gamma}'_{t+} \epsilon \tilde{y}$  around the turning point  $y_{t+}$ . The following local equation is obtained

$$\frac{d^2 \hat{V}}{d\tilde{y}^2} - \tilde{y} \hat{V} = O(\epsilon). \quad (51)$$

Solutions of the local equation (51) are the Airy functions:  $\hat{V}(\tilde{y}) = a_1 \text{Ai}(\tilde{y}) + b_1 \text{Bi}(\tilde{y})$ , where  $a_1$  and  $b_1$  are constants (Abramowitz & Stegun 1972). From the asymptotic behavior of the Airy functions as  $\tilde{y} \rightarrow \pm\infty$  and of the WKB solution as  $y \rightarrow y_{t+}$ , we obtain the matched WKB solution in the region  $y_{t-} < y < y_{t+}$ :

$$\hat{V}(y) = \tilde{\Gamma}^{-1/4} \left[ C_+ \exp\left(i\tilde{k} \int_y^{y_{t+}} \sqrt{\tilde{\Gamma}} dv\right) + C_- \exp\left(-i\tilde{k} \int_y^{y_{t+}} \sqrt{\tilde{\Gamma}} dv\right) \right], \quad (52)$$

where constants  $C_\pm$  satisfy

$$C_+ = \exp\left(-i\frac{\pi}{4}\right) A_\infty \quad \text{and} \quad C_- = \exp\left(i\frac{\pi}{4}\right) A_\infty. \quad (53)$$

Similarly, we consider the WKB solution below the lower turning point  $y < y_{t-}$  decaying exponentially as  $y \rightarrow -\infty$ :

$$\hat{V}(y) = A_{-\infty} (-\tilde{\Gamma})^{-1/4} \exp\left(-\tilde{k} \int_y^{y_{t-}} \sqrt{-\tilde{\Gamma}(v)} dv\right). \quad (54)$$

After the local analysis around  $y_{t-}$ , we find the matched wavelike solution in the range  $y_{t-} < y < y_{t+}$ :

$$\hat{V}(y) = \tilde{\Gamma}^{-1/4} \left[ B_+ \exp\left(i\tilde{k} \int_{y_{t-}}^y \sqrt{\tilde{\Gamma}} dv\right) + B_- \exp\left(-i\tilde{k} \int_{y_{t-}}^y \sqrt{\tilde{\Gamma}} dv\right) \right], \quad (55)$$

where constants  $B_\pm$  satisfy

$$B_+ = \exp\left(-i\frac{\pi}{4}\right) A_{-\infty} \quad \text{and} \quad B_- = \exp\left(i\frac{\pi}{4}\right) A_{-\infty}. \quad (56)$$

Finally, matching the wavelike solutions (52) and (55) between two turning points leads to the following dispersion relation in the quantized form

$$\tilde{k} \int_{y_{t-}}^{y_{t+}} \sqrt{\Gamma + \frac{\tilde{f}^2 f^2}{\sigma^2 + N^2 + \tilde{f}^2}} dy = \left(m - \frac{1}{2}\right) \pi, \quad (57)$$

where  $m$  is the positive integer denoting the mode number. This quantized dispersion relation becomes equivalent to that in the traditional approximation as  $\tilde{f}$  becomes zero (Park et al. 2020).

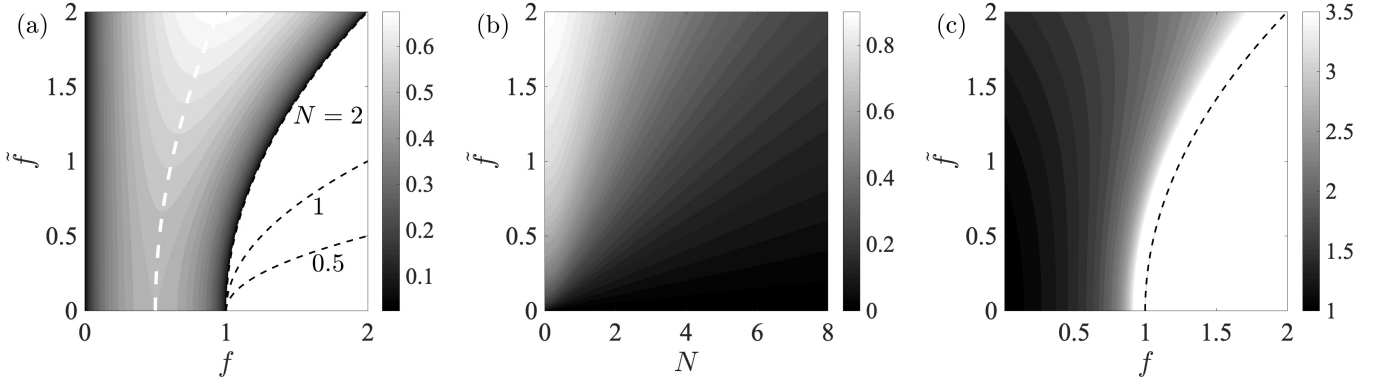
The right-hand side of Eq. (57) is always fixed at a finite  $m$  so that the integral on the left-hand side of Eq. (57) should go to zero as  $\tilde{k} \rightarrow \infty$ . This implies that the two turning points converge to zero as  $\tilde{k} \rightarrow \infty$ . Using this property, we can find a more explicit dispersion relation in the Taylor expansion form for the growth rate  $\sigma$  as

$$\sigma = \sigma_0 - \frac{\sigma_1}{k_z} + O\left(\frac{1}{k_z^2}\right), \quad (58)$$

where

$$2\sigma_0^2 = f(1 - f) - N^2 - \tilde{f}^2 + \sqrt{[f(1 - f) + N^2 + \tilde{f}^2]^2 + 4\tilde{f}^2 f^2},$$





**Fig. 8.** (a) Contours of the maximum growth rate  $\sigma_0$  from Eq. (59) in the parameter space  $(f, \tilde{f})$  for  $N = 2$ . Black dashed lines represent the upper limit of the instability  $f = 1 + \tilde{f}^2/N^2$  from Eq. (61) for different  $N$ , and the white dashed line represents  $f_{\max}$  from (64) where the maximum growth rate is attained. (b) Contours of  $\sigma_0$  from Eq. (59) in the parameter space  $(N, \tilde{f})$  at  $f = 1$ . (c) Contours of the first-order term  $\sigma_1$  in the parameter space  $(f, \tilde{f})$  for  $N = 2$  and the first branch at  $m = 1$ .

and

$$\sigma_1 = \frac{(m - \frac{1}{2}) \sqrt{f} \sqrt{\sigma_0^2 + N^2 + \tilde{f}^2}}{\sigma_0 \left[ 1 + f^2 \tilde{f}^2 / (\sigma_0^2 + N^2 + \tilde{f}^2)^2 \right]}. \quad (60)$$

Since  $\sigma_1$  is positive, the first mode with  $m = 1$  is the most unstable mode. There are also higher-order modes with  $m > 1$  as investigated in Park et al. (2020), but their growth rate is smaller than that of the first mode. Thus, we hereafter consider only the  $m = 1$  mode for asymptotic results. We note that  $\sigma = \sigma_0$  is the maximum growth rate  $\sigma_{\max}$  as  $k_z \rightarrow \infty$ , and  $\sigma_0$  equals to  $\sigma_{t,\max}$  of Eq. (49). While the maximum growth rate in the traditional  $f$ -plane approximation is  $\sigma_{\max} = \sqrt{f(1-f)}$ , which depends only on  $f$ , we see that the maximum growth rate  $\sigma_0$  now depends on  $f$ ,  $\tilde{f}$ , and  $N$  altogether. For instance, at a fixed  $N$ , the maximum growth rate  $\sigma_0$  increases with  $\tilde{f}$  as shown in Fig. 8(a). Compared to the inertially-unstable regime  $0 < f < 1$  in the traditional approximation, we take  $\sigma_{\max}$  real and positive and find the following range of the inertial instability for fixed  $N$  and  $\tilde{f}$ :

$$0 < f < 1 + \frac{\tilde{f}^2}{N^2}. \quad (61)$$

If we use the relations  $f = 2\Omega \cos \theta$  and  $\tilde{f} = 2\Omega \sin \theta$ , we have the corresponding range

$$0 < 2\Omega \cos \theta < 1 + \frac{4\Omega^2 \sin^2 \theta}{N^2}, \quad (62)$$

which is equivalent to

$$\tan^{-1} \left( \frac{N}{2} \right) < \theta < 90^\circ, \quad (63)$$

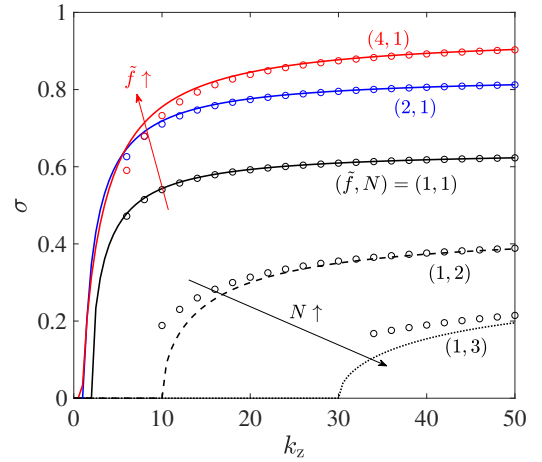
if  $2\Omega > 0$ .

Moreover, at the vertical Coriolis parameter  $f = f_{\max}$

$$f_{\max} = \frac{1}{4} - N^2 + \sqrt{\left( \frac{1}{4} - N^2 \right)^2 + N^2 + \tilde{f}^2}, \quad (64)$$

we can find the maximum growth rate at fixed  $\tilde{f}$  and  $N$  as

$$\max(\sigma_{\max})|_{\tilde{f}, N} = \sigma_0(f_{\max}). \quad (65)$$



**Fig. 9.** Numerical results (lines) and asymptotic results (circles) from (58) for various values of  $\tilde{f}$  and  $N$  at  $f = 1$ ,  $k_x = 0$ ,  $Re = \infty$ , and  $Pe = \infty$ .

In Fig. 8b, we see that the maximum growth rate  $\sigma_0$  at fixed  $f$  and  $\tilde{f}$  decreases as  $N$  increases, which highlights the stabilizing role of the stratification. We also display in Fig. 8c the dependence of the first-order term  $\sigma_1$  on  $f$  and  $\tilde{f}$  at  $N = 2$ . In this case,  $\sigma_1$  increases with  $f$  at a fixed  $\tilde{f}$  and goes to infinity as  $f$  reaches its upper limit  $f = 1 + \tilde{f}^2/N^2$  since  $\sigma_0$  is in the denominator of  $\sigma_1$  and  $\sigma_0 \rightarrow 0$  as  $f \rightarrow 1 + \tilde{f}^2/N^2$ .

Figure 9 shows the growth rate  $\sigma$  versus the vertical wavenumber  $k_z$  for different values of  $\tilde{f}$  and  $N$  at  $f = 1$  and  $k_x = 0$  in the inviscid and non-diffusive limits. The vertical Coriolis parameter  $f = 1$  belongs to the inertially stable regime under the traditional approximation, but we see that it becomes unstable if we consider the non-traditional effects with the horizontal component  $\tilde{f} > 0$ , and the growth rate increases with  $\tilde{f}$ , as predicted from the WKB analysis. We notice that numerical stability results are in good agreement with asymptotic predictions from Eq. (58), especially for large  $k_z$ . We also verify that the stratification stabilizes the inertial instability, and the onset of the inertial instability appears at a higher  $k_z$  as  $N$  increases.

#### 4.2. The WKB formulation in the limit $Pe \rightarrow 0$

In this subsection, we now turn our attention to the highly diffusive case in the limit of  $Pe \rightarrow 0$ . This limit is relevant for stellar

interiors. To analyze the inertial instability, we consider the case with  $k_x = 0$  and use the 4th-order ODE (34) for the WKBJ analysis. As performed in the previous subsection, we introduce for convenience the variable  $\hat{W}$

$$\hat{W}(y) = \hat{v}(y) \exp \left[ -\frac{ik_z \tilde{f}(U - 2fy)}{2(\sigma^2 + \tilde{f}^2)} \right], \quad (66)$$

to understand more clearly the exponential or wavelike behavior around turning points. The 4th-order ODE (34) can be rewritten in terms of  $\hat{W}$  as follows:

$$\begin{aligned} & \frac{1}{k_z^4} \frac{d^4 \hat{W}}{dy^4} + \frac{i\tilde{f}(U' - 2f)}{k_z^3(\sigma^2 + \tilde{f}^2)} \frac{d^3 \hat{W}}{dy^3} + \frac{1}{k_z^2} \left( \frac{\Gamma}{\sigma^2 + \tilde{f}^2} - 1 \right) \frac{d^2 \hat{W}}{dy^2} \\ & + \left[ \frac{i\tilde{f}(U' - 2f)}{k_z(\sigma^2 + \tilde{f}^2)} \left( \frac{\Gamma}{\sigma^2 + \tilde{f}^2} + \frac{\tilde{f}^2(U' - 2f)^2}{4(\sigma^2 + \tilde{f}^2)^2} \right) + \frac{U''}{k_z(\sigma^2 + \tilde{f}^2)} \right. \\ & \times \left( 2f + \frac{3(U' - 2f)}{2(\sigma^2 + \tilde{f}^2)} \right) \left. \right] \frac{d\hat{W}}{dy} + \left[ \left( \frac{-\Gamma}{\sigma^2 + \tilde{f}^2} - \frac{\tilde{f}^2(U' - 2f)^2}{4(\sigma^2 + \tilde{f}^2)^2} \right) \right. \\ & \times \left[ 1 + \frac{\tilde{f}^2(U' - 2f)^2}{4(\sigma^2 + \tilde{f}^2)^2} \right] + \frac{1}{k_z} \left[ \frac{i\tilde{f}U''}{2(\sigma^2 + \tilde{f}^2)} \left( 1 + \frac{\Gamma}{\sigma^2 + \tilde{f}^2} \right) \right. \\ & \left. \left. + \frac{i\tilde{f}U''(U' - 2f)}{(\sigma^2 + \tilde{f}^2)^2} \left( f + \frac{3\tilde{f}^2(U' - 2f)}{4(\sigma^2 + \tilde{f}^2)} \right) \right] \right] \hat{W} = O\left(\frac{1}{k_z^2}\right), \end{aligned} \quad (67)$$

where the right-hand side of order  $O(k_z^{-2})$  will be neglected in the WKBJ analysis for large  $k_z$ . We apply the WKBJ approximation

$$\hat{W}(y) \sim \exp \left[ \frac{1}{\delta} \sum_{l=0}^{\infty} \delta^l S_l(y) \right], \quad (68)$$

to the 4th-order ODE (67), and we find  $\delta = k_z^{-1}$  and four solutions for  $S_0$  where

$$\begin{aligned} S_0^{(1,2)} &= \pm \sqrt{\frac{-\Gamma}{\sigma^2 + \tilde{f}^2} - \frac{\tilde{f}^2(U' - 2f)^2}{4(\sigma^2 + \tilde{f}^2)^2}}, \\ S_0^{(3,4)} &= -\frac{i\tilde{f}(U' - 2f)}{2(\sigma^2 + \tilde{f}^2)} \pm 1. \end{aligned} \quad (69)$$

The WKBJ solution with  $S_0^{(3,4)}$  is

$$\begin{aligned} \hat{W}(y) &= A_3 \exp \left[ \frac{ik_z \tilde{f}(2fy - U)}{2(\sigma^2 + \tilde{f}^2)} + k_z y + O(1) \right] \\ &+ A_4 \exp \left[ \frac{ik_z \tilde{f}(2fy - U)}{2(\sigma^2 + \tilde{f}^2)} - k_z y + O(1) \right], \end{aligned} \quad (70)$$

where  $A_3$  and  $A_4$  are constants. This solution implies that  $\hat{v}(y) = A_3 \exp(k_z y) + A_4 \exp(-k_z y)$  thus  $\hat{v}$  simply increases or decreases exponentially as  $|y| \rightarrow \infty$  without turning points. Therefore, an eigenfunction satisfying the decaying boundary conditions as  $|y| \rightarrow \infty$  cannot be constructed. Thus, we impose  $A_3 = A_4 = 0$ . The WKBJ solution  $\hat{W}$  with  $S_0^{(1,2)}$  can be either evanescent or wavelike depending on the sign of  $\tilde{\Gamma}$  where

$$\tilde{\Gamma} = \Gamma + \frac{\tilde{f}^2(U' - 2f)^2}{4(\sigma^2 + \tilde{f}^2)}. \quad (71)$$

On the one hand, the WKBJ solution is evanescent if  $\tilde{\Gamma} < 0$ :

$$\begin{aligned} \hat{W} &= C_1 \exp \left[ \tilde{k} \int_y \sqrt{-\tilde{\Gamma}(v)} dv + O(1) \right] \\ &+ C_2 \exp \left[ -\tilde{k} \int_y \sqrt{-\tilde{\Gamma}(v)} dv + O(1) \right], \end{aligned} \quad (72)$$

where  $C_1$  and  $C_2$  are constants, and  $\tilde{k} = k_z / \sqrt{\sigma^2 + \tilde{f}^2}$ . On the other hand, the WKBJ solution is wavelike if  $\tilde{\Gamma} > 0$ :

$$\begin{aligned} \hat{W} &= D_1 \exp \left[ i\tilde{k} \int_y \sqrt{\tilde{\Gamma}(v)} dv + O(1) \right] \\ &+ D_2 \exp \left[ -i\tilde{k} \int_y \sqrt{\tilde{\Gamma}(v)} dv + O(1) \right], \end{aligned} \quad (73)$$

where  $D_1$  and  $D_2$  are constants. In these expressions, we consider only the leading order term  $S_0$  and neglect higher-order terms.

As conducted in the previous subsection, to derive asymptotic dispersion relations, we need to perform analyses around turning points  $\tilde{y}_t$  where  $\tilde{\Gamma}(\tilde{y}_t) = 0$ . To construct an eigenfunction, we first note that  $\tilde{\Gamma}$  is negative as  $y \rightarrow \infty$  since  $\tilde{\Gamma}(y \rightarrow \infty) = -\sigma^2 - f^2 \sigma^2 / (\sigma^2 + \tilde{f}^2)$ . We thus have the exponentially decaying WKBJ solution for  $y > \tilde{y}_{t+}$  as follows:

$$\hat{W} = C_+ \exp \left[ -\tilde{k} \int_{\tilde{y}_{t+}}^y \sqrt{-\tilde{\Gamma}(v)} dv \right]. \quad (74)$$

Around the turning point  $\tilde{y}_{t+}$  where  $\tilde{\Gamma}(\tilde{y}_{t+}) = 0$ , we expand  $\tilde{\Gamma} \sim \tilde{\Gamma}'_{t+} \tilde{\epsilon} y$ , where  $\tilde{\Gamma}'_{t+}$  is the derivative of  $\tilde{\Gamma}$  at the turning point,  $\tilde{y} = (y - \tilde{y}_{t+})/\tilde{\epsilon}$ , and  $\tilde{\epsilon}$  is a small parameter satisfying  $\tilde{\epsilon} = [(-\tilde{\Gamma}'_{t+})k^2]^{-1/3}$ . Using this expansion in Eq. (67), we obtain the local equation around  $\tilde{y}_{t+}$ :

$$\frac{d^2 \hat{W}}{d\tilde{y}^2} - \tilde{y} \hat{W} = 0, \quad (75)$$

whose solutions are the Airy functions  $\hat{W} = c_1 \text{Ai}(\tilde{y}) + d_1 \text{Bi}(\tilde{y})$ , where  $c_1$  and  $d_1$  are constants. Matching the asymptotic behavior of the Airy functions as  $\tilde{y} \rightarrow \pm\infty$  and of the WKBJ solution (74) as  $y \rightarrow \tilde{y}_{t+}$ , we have the following WKBJ solution in the range  $\tilde{y}_{t-} < y < \tilde{y}_{t+}$  between the two turning points:

$$\begin{aligned} \hat{W} &= C_+ \exp \left[ i\tilde{k} \int_y^{\tilde{y}_{t+}} \sqrt{\tilde{\Gamma}(v)} dv - i\frac{\pi}{4} \right] \\ &+ C_- \exp \left[ -i\tilde{k} \int_y^{\tilde{y}_{t+}} \sqrt{\tilde{\Gamma}(v)} dv + i\frac{\pi}{4} \right]. \end{aligned} \quad (76)$$

For  $y \rightarrow -\infty$ , we consider the decaying WKBJ solution for  $y < \tilde{y}_{t-}$  as

$$\hat{W} = C_- \exp \left[ -\tilde{k} \int_y^{\tilde{y}_{t-}} \sqrt{-\tilde{\Gamma}(v)} dv \right]. \quad (77)$$

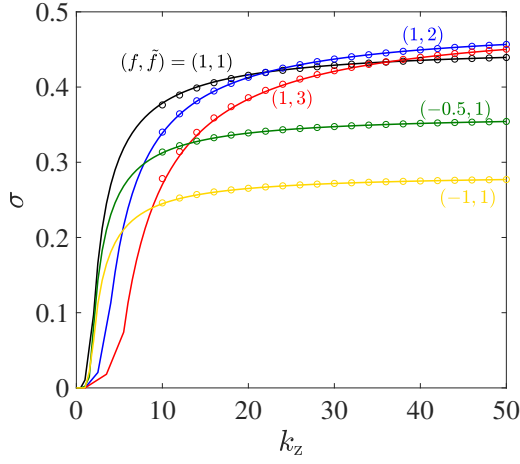
From the local solution behavior around the turning point  $\tilde{y}_{t-}$ , we can match the two WKBJ solutions (76) and (77). It leads to the following dispersion relation in a quantized form:

$$\tilde{k} \int_{\tilde{y}_{t-}}^{\tilde{y}_{t+}} \sqrt{\Gamma + \frac{\tilde{f}^2(U' - 2f)^2}{4(\sigma^2 + \tilde{f}^2)}} dy = \left( m_0 - \frac{1}{2} \right) \pi, \quad (78)$$

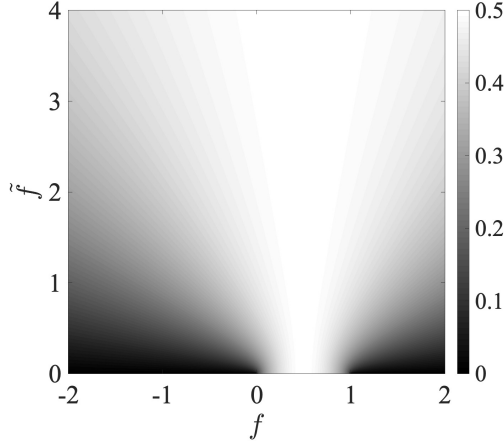
where  $m_0$  is the positive integer for the mode number.

Furthermore, we apply the Taylor expansion for  $\sigma$

$$\sigma = \sigma_{0,0} - \frac{\sigma_{1,0}}{k_z^1} + O\left(\frac{1}{k_z^2}\right), \quad (79)$$



**Fig. 10.** Numerical results (lines) of the growth rate  $\sigma$  as a function of  $k_z$  for various parameter sets of  $(f, \tilde{f})$ : (1,1) (black,  $\Omega = 0.707$  and  $\theta = 45^\circ$ ), (1,2) (blue,  $\Omega = 1.118$  and  $\theta = 63.4^\circ$ ), (1,3) (red,  $\Omega = 1.581$  and  $\theta = 71.6^\circ$ ), (-0.5,1) (green,  $\Omega = 0.559$  and  $\theta = 116.6^\circ$ ), (-1,1) (yellow,  $\Omega = 0.707$  and  $\theta = 135^\circ$ ), at  $Pe = 0.1$ ,  $k_x = 0$ ,  $N = 1$ , and  $Re = \infty$ , and asymptotic results (circles) from Eq. (79) in the limit  $Pe \rightarrow 0$ .



**Fig. 11.** Contours of  $\sigma_{0,0}$  in the parameter space of  $(f, \tilde{f})$ .

to the quantized dispersion relation (78), and we get

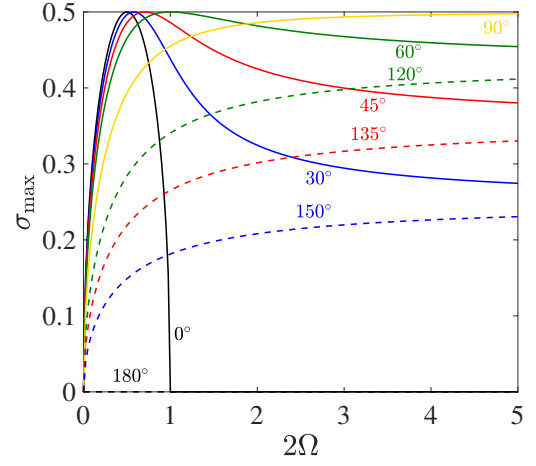
$$\sigma_{0,0} = \sqrt{\frac{f(1-f) - \tilde{f}^2 + \sqrt{[f(1-f) - \tilde{f}^2]^2 + \tilde{f}^2}}{2}}, \quad (80)$$

and

$$\sigma_{1,0} = \frac{(m_0 - 1/2) \sqrt{f\sigma_{0,0}^2 + \tilde{f}^2/2}}{\sigma_{0,0} [1 + \tilde{f}^2(f - 1/2)^2/(\sigma_{0,0}^2 + \tilde{f}^2)^2]}. \quad (81)$$

Since  $\sigma_{1,0}$  is positive, we consider hereafter the first mode with  $m_0 = 1$  for the asymptotic results of the most unstable mode. In Fig. 10, we display the growth rate  $\sigma$  as a function of the vertical wavenumber  $k_z$  for various values of  $f$  and  $\tilde{f}$  at small  $Pe = 0.1$  for  $k_x = 0$ ,  $N = 1$ , and  $Re = \infty$ , and we compare the numerical results with the asymptotic predictions from Eq. (79). We see that they are in very good agreement, especially as  $k_z \rightarrow \infty$ .

Figure 11 shows how the maximum growth rate  $\sigma_{0,0}$  depends on the Coriolis parameters  $f$  and  $\tilde{f}$ . It is very remarkable that for  $\tilde{f} > 0$ ,  $\sigma_{0,0}$  is positive for any value of  $f$  including negative ( $f < 0$ ) and large ( $f > 1$ ) values, which are the two ranges outside



**Fig. 12.** Maximum growth rate  $\sigma_{\max} = \sigma_{0,0}$  of Eq. (80) as a function of the absolute Coriolis parameter  $2\Omega$  at various colatitudes  $\theta$ . Solid lines and dashed lines denote the results in the northern and southern hemispheres, respectively.

the inertially unstable regime in the traditional approximation. The maximum value of  $\sigma_{0,0}$  at a fixed  $\tilde{f}$  is always attained at  $f = f_{\max} = 0.5$  with the corresponding value  $\sigma_{\max,0} = 0.5$ .

Using the expressions of the Coriolis parameters  $f = 2\Omega \cos \theta$  and  $\tilde{f} = 2\Omega \sin \theta$ , we can see how the maximum growth rate  $\sigma_{0,0}$  depends on the rotation rate  $\Omega$  and colatitude  $\theta$ . Figure 12 shows the maximum growth rate  $\sigma_{0,0}$  plotted against the absolute Coriolis parameter  $2\Omega$  for various colatitudes. At the northern pole ( $\theta = 0^\circ$ ), the case considered in the traditional approximation, the inertial instability only exists in the range  $0 < 2\Omega < 1$ . On the other hand, in the northern hemisphere  $0^\circ < \theta \leq 90^\circ$ , we see that the inertial instability exists in any values of  $2\Omega > 0$ , and the growth rate reaches its maximum  $\sigma_{\max} = 0.5$  at  $2\Omega_{\max} = 0.5 / \cos \theta$ . After the peak,  $\sigma_{\max}$  decreases with  $2\Omega$  and asymptotes to a constant value as  $2\Omega \rightarrow \infty$ . By considering the limit  $2\Omega \rightarrow \infty$ , we can find the asymptote of  $\sigma_{\max}$  as follows:

$$\sigma_{\max}(2\Omega \rightarrow \infty) = \frac{\sin \theta}{2}. \quad (82)$$

In the southern hemisphere  $90^\circ < \theta < 180^\circ$ , the growth rate always increases with  $2\Omega$  and it reaches the maximum  $\sin \theta/2$  as  $2\Omega \rightarrow \infty$ . At the southern pole ( $\theta = 180^\circ$ ), we find no inertial instability.

As a summary, it is remarkable that the inertial instability for the high-diffusivity case ( $Pe \rightarrow 0$ ) exists in the ranges

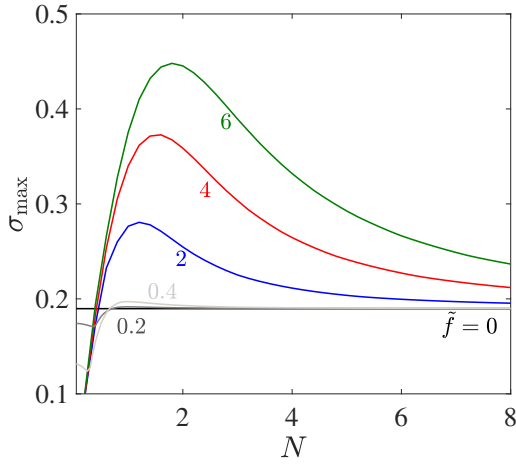
$$0 < 2\Omega < 1 \text{ if } \theta = 0^\circ, \quad (83)$$

or

$$2\Omega > 0 \text{ if } 0^\circ < \theta < 180^\circ. \quad (84)$$

This colatitude range  $0^\circ \leq \theta < 180^\circ$  is much wider than the range of Eq. (63), which belongs to the northern hemisphere in the non-diffusive case ( $Pe = \infty$ ). Since the high-thermal-diffusivity regime is relevant for stellar interiors, the inertial instability due to the horizontal shear can be an important source of turbulence in stars at any colatitude except at the southern pole. This unstable regime in the limit  $Pe \rightarrow 0$  is equivalent to the regime of the GSF instability that occurs when the rotation profile varies along the rotation axis for small  $Pe$ .<sup>2</sup>

<sup>2</sup> The configuration for the GSF instability is relevant to our case for the inertial instability where the rotation varies along the latitudinal  $y$ -direction due to the local horizontal shear we consider.



**Fig. 13.** Maximum growth rate  $\sigma_{\max}$  of the inflectional instability as a function of the Brunt-Väisälä frequency  $N$  for different values of  $\tilde{f}$  at  $Re = Pe = \infty$ .

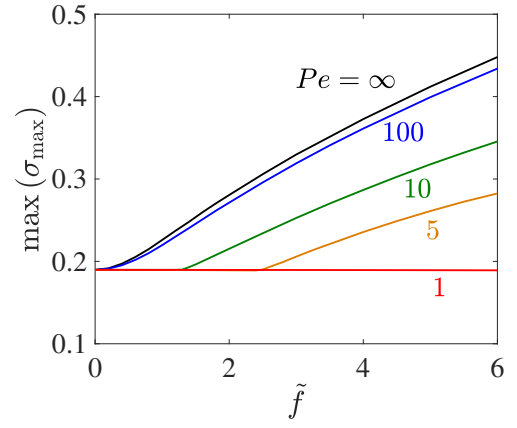
## 5. Detailed parametric investigation

The detailed WKB analysis performed in the previous section provided explicit expressions for the dispersion relation of the inertial instability in two cases: one with no thermal diffusion and the other with high thermal diffusivity, without the traditional approximation. However, we do not fully understand how the inertial and inflectional instabilities are modified in other regimes such as finite  $Pe$ , finite  $Re$ , etc. In this section, we present more broad and detailed numerical results to understand the parametric behavior of the inflectional and inertial instabilities on  $Pe$ ,  $Re$ ,  $N$ ,  $f$ , and  $\tilde{f}$ .

### 5.1. Maximum growth rate of the inflectional instability: effects of $N$ , $\tilde{f}$ and $Pe$

In the traditional approximation (i.e.,  $\tilde{f} = 0$ ), the inflectional instability always has the maximum growth rate  $\sigma_{\max} \approx 0.1897$  in the inviscid limit  $Re = \infty$  at  $k_x \approx 0.445$  and  $k_z = 0$ , independently from the Coriolis parameter  $f$ , the Brunt-Väisälä frequency  $N$ , and the Péclet number  $Pe$  (Deloncle et al. 2007; Arobone & Sarkar 2012; Park et al. 2020). But as shown in Figs. 4 and 5, the maximum growth rate of the inflectional instability depends on the values of  $N$  and  $Pe$  if  $\tilde{f} > 0$ . For instance, we plot in Fig. 13 the maximum growth rate  $\sigma_{\max}$  of the inflectional instability over the parameter space  $(k_x, k_z)$  at  $\tilde{f} = 0$  (i.e., on the equator) in the inviscid and non-diffusive limits (i.e.,  $Re = \infty$  and  $Pe = \infty$ ). We see how the maximum growth rate  $\sigma_{\max}$  is modified by the stratification for various values of  $\tilde{f}$ . We found numerically that the maximum growth rate  $\sigma_{\max}$  of the inflectional instability is attained for a finite  $k_x$  at  $k_z = 0$  for the non-diffusive case  $Pe = \infty$ , and that it is independent of  $f$  as explained by Eq. (39). While the maximum growth rate  $\sigma_{\max} = 0.1897$  is invariant for  $\tilde{f} = 0$ , we found that  $\sigma_{\max}$  at a fixed  $\tilde{f} > 0$  is reduced for weakly stratified fluids with  $N \ll 0.7$  while  $\sigma_{\max}$  surpasses 0.1897 for stratified fluids with  $N \gtrsim 0.7$ . The maximum of  $\sigma_{\max}$  over  $N$ , namely  $\max(\sigma_{\max})$ , is thus greater than 0.1897 and it increases with  $\tilde{f}$ .

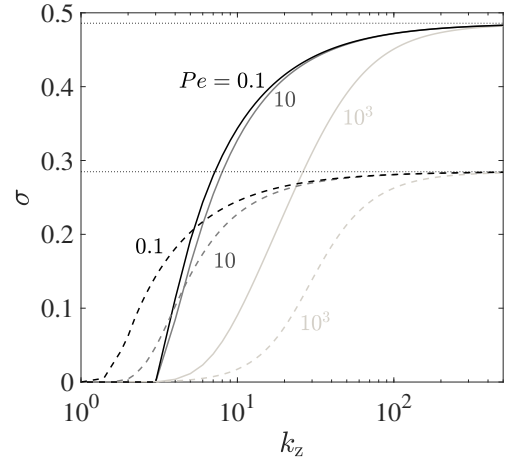
Figure 14 shows the maximum growth rate of the inflectional instability over  $N$  as a function of  $\tilde{f}$  for various values of  $Pe$  at  $k_z = 0$  and  $f = 0$ . We see that at a finite  $Pe$ ,  $\max(\sigma_{\max})$  remains constant around 0.1897 for small  $\tilde{f}$  and then increases with  $\tilde{f}$ . At  $Pe = 1$ , we see that the maximum remains constant in the range  $0 \leq \tilde{f} \leq 6$ . The onset of the growth-rate increase is de-



**Fig. 14.** Maximum of  $\sigma_{\max}$  of the inflectional instability over  $N$  as a function of  $\tilde{f}$  for different values of  $Pe$  (solid lines) at  $k_z = 0$  and  $f = 0$ .

**Table 1.** Summary table for the inflectional-instability growth rate by its variation with parameters  $\tilde{f}$ ,  $Pe$ , and  $Re$

Inflectional instability	$\tilde{f}$	$Pe \downarrow (\kappa_0 \uparrow)$	$Re \downarrow (\nu_0 \uparrow)$
Growth rate $\sigma_r$	$\uparrow$	$\downarrow$	$\downarrow$



**Fig. 15.** Growth rate  $\sigma_r$  of the inertial instability as a function of  $k_z$  for values of  $Pe$  at  $N = 1$  and  $k_x = 0$  for  $(f, \tilde{f}) = (0, 2)$  (i.e.  $\Omega = 1$  and  $\theta = 90^\circ$ ; solid lines) and for  $(f, \tilde{f}) = (-1, 1)$  (i.e.  $\Omega = 0.707$  and  $\theta = 135^\circ$ ; dashed lines). Dotted lines indicate asymptotes  $\sigma_{0,0}$  of Eq. (80) predicted from the WKB analysis in the limit  $Pe \rightarrow 0$ .

layed as  $Pe$  decreases; therefore, we can say that the inflectional instability is stabilized as the thermal diffusivity increases (i.e., as  $Pe$  decreases). This stabilization of the inflectional instability was also reported in the traditional approximation (see e.g., Park et al. 2020), thus we can say that the inflectional instability is always stabilized by the thermal diffusivity for  $\tilde{f} \geq 0$ . And we can expect that the inflectional instability will not sustain in stars due to their high thermal diffusivity. As a summary, we display in Table 1 the parametric dependence for the inflectional instability in the non-traditional case (for other parameters  $f$  and  $N$  in the traditional case, refer to Deloncle et al. 2007; Arobone & Sarkar 2012; Park et al. 2020).

### 5.2. Maximum growth rate of the inertial instability at finite $Pe$

Figure 15 shows plots of the growth rate as a function of  $k_z$  for different values of  $Pe$  at  $N = 1$  and  $k_x = 0$ . Two parameter sets

are considered:  $(f, \tilde{f}) = (0, 2)$  (i.e.  $\Omega = 1$  and  $\theta = 90^\circ$ ) and  $(f, \tilde{f}) = (-1, 1)$  (i.e.  $2\Omega = \sqrt{2}$  and  $\theta = 135^\circ$ ). These Coriolis parameters belong to the inertially stable regime in the non-diffusive limit  $Pe \rightarrow \infty$  according to the criterion (61). However, we see that it becomes unstable as  $Pe$  becomes finite, and the growth rate increases as  $Pe$  decreases. For a given parameter set of  $(f, \tilde{f})$ , we see that all growth-rate curves for any  $Pe$  reach the same maximum value  $\sigma_{0,0}$  given by Eq. (80) derived in the limit  $Pe \rightarrow 0$  as  $k_z \rightarrow \infty$ . We also verified numerically that this asymptotic behavior is the same for other values of  $N$  at finite  $Pe$ . Therefore, the largest growth rate of the inertial instability is always  $\sigma_{0,0}$ , and we have analogously the same relation between the maximum growth rate of the inertial instability and the Coriolis parameters  $(f, \tilde{f})$  at finite  $Pe$ .

In Table 2, we summarize the variation of the growth rate of the inertial instability with parameters  $\tilde{f}$  and  $Pe$ , and the unstable regimes in the two limits  $Pe \rightarrow \infty$  and  $Pe \rightarrow 0$ . The destabilization of the inertial instability by  $Pe$  was already reported previously (see e.g., Park et al. 2020), and we confirm in this paper that this destabilization holds beyond the traditional approximation.

### 5.3. Effect of the viscosity at finite $Re$

Now, we investigate how the viscosity modifies the inflectional and inertial instabilities. Figure 16 shows the growth rate of the inflectional and inertial instabilities for various parameters at different Reynolds numbers  $Re$ . For viscous cases, we fix the Prandtl number  $Pr$  defined as  $Pr = Pe/Re$ . We clearly see that the viscosity has a stabilizing effect on both instabilities. For the inflectional instability in Fig. 16a, the inviscid growth rate curve is increased for  $\tilde{f} = 2$  (black solid line) compared to that of the traditional case at  $\tilde{f} = 0$  (gray dashed line), while the viscous growth rate at  $\tilde{f} = 2$  decreases as  $Re$  decreases. It is remarkable that the inflectional instability persists at low Reynolds number  $Re = 10$ , and that the curve at  $\tilde{f} = 2$  has the same order of magnitude as the inviscid growth rate at  $\tilde{f} = 0$ . Therefore, we can conclude the inflectional instability is stabilized by the viscosity while it is destabilized as  $\tilde{f}$  increases. This trend is summarized in Table 1.

Figures 16b and c show the growth rate of the inertial instability at  $k_x = 0$ ,  $N = 1$ ,  $f = 0.5$ , and  $\tilde{f} = 4$  for two Prandtl numbers:  $Pr = 1$  and  $Pr = 10^{-6}$ . For both cases, the maximum growth rate is now attained at finite  $k_z$  due to a stronger stabilization by the viscosity at large wavenumber  $k_z$ . For large Reynolds numbers and a unity Prandtl number ( $Pr = 1$ ), we can apply the multiple-scale analysis to perturbation equations and propose the viscous growth rate expressed in terms of the inviscid growth rate as

$$\sigma_{\text{viscous}} = \sigma_{\text{inviscid}} - \frac{k^2}{Re} + O\left(\frac{1}{Re^2}\right). \quad (85)$$

This expression of the growth rate has already been proposed in other works (see e.g., Arobone & Sarkar 2012; Yim et al. 2016). Using the asymptotic expression of the inviscid growth rate obtained from the WKBJ analysis in Sect. 4, we can express explicitly the viscous growth rate of the inertial instability at  $k_x = 0$  as

$$\sigma|_{Pr=1} = \sigma_0 - \frac{\sigma_1}{k_z} - \frac{k_z^2}{Re}. \quad (86)$$

We see in Fig. 16b that this expression for the viscous growth rate (86) is in good agreement with numerical results at finite Reynolds numbers and  $Pr = 1$ .

From (86), we can further derive the optimal vertical wavenumber  $k_{z,c}$ , at which the maximum growth rate is attained, by solving the equation  $\partial\sigma/\partial k_z = 0$ :

$$k_{z,c} = \left(\frac{\sigma_1 Re}{2}\right)^{\frac{1}{3}}. \quad (87)$$

Applying the optimal wavenumber  $k_{z,c}$  to the viscous growth rate (86), we find the critical Reynolds number  $Re_c$  above which the inertial instability occurs.

$$Re_c = \frac{27\sigma_1^2}{4\sigma_0^3} = \frac{27\left(m - \frac{1}{2}\right)^2 f(\sigma_0^2 + N^2 + \tilde{f}^2)}{4\sigma_0^5 \left[1 + f^2 \tilde{f}^2 / (\sigma_0^2 + N^2 + \tilde{f}^2)^2\right]}. \quad (88)$$

In Fig. 17a, we display the optimal wavenumber  $k_{z,c}$  (87) as a function of the Reynolds number  $Re$  and the corresponding critical  $Re_c$  at  $2\Omega = 1$ ,  $N = 4$ , and  $k_x = 0$  at various colatitudes  $\theta$ . In Fig. 17b, we plot the critical Reynolds number  $Re_c$  (88) as a function of  $2\Omega$  for different colatitudes. Asymptotic predictions from Eq. (88) are of the same order of magnitude as numerical results for  $Re_c$ , and the small differences come from the small values of  $k_{z,c}$  predicted from the WKBJ analysis, which works well for large  $k_z$ . However, the interest of the asymptotic expression of Eq. (88) is that it can provide information about the critical Reynolds number  $Re_c$  in wide parameter spaces without exhaustive numerical computations.

For very small Prandtl numbers, which is the relevant regime for the radiative zone of stars (Lignières 1999), we can similarly propose the viscous growth rate using the asymptotic growth rate (79) in the limit  $Pe = 0$ :

$$\sigma|_{Pr \rightarrow 0} = \sigma_{0,0} - \frac{\sigma_{1,0}}{k_z} - \frac{k_z^2}{Re}. \quad (89)$$

In Fig. 16c, we see that this viscous growth rate agrees very well with numerical results at finite Reynolds numbers and  $Pr = 10^{-6}$ . Moreover, we can further derive the optimal wavenumber  $k_{z,c0}$  and the critical Reynolds number  $Re_{c,0}$  in the limit  $Pr \rightarrow 0$  as follows:

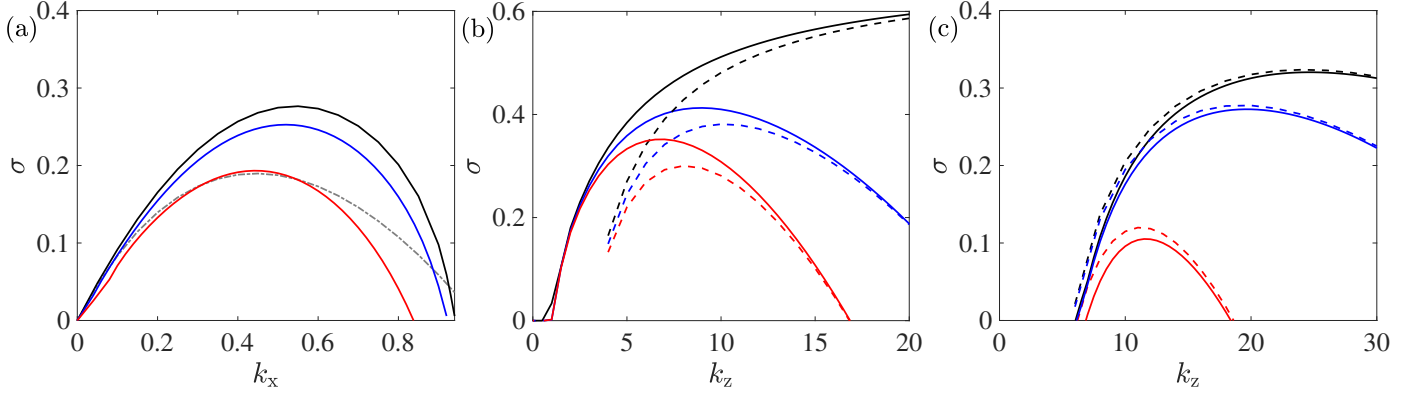
$$k_{z,c0} = \left(\frac{\sigma_{1,0} Re}{2}\right)^{\frac{1}{3}}, \quad (90)$$

$$Re_{c,0} = \frac{27\sigma_{1,0}^2}{4\sigma_{0,0}^3} = \frac{27\left(m_0 - \frac{1}{2}\right)^2 (f\sigma_{0,0}^2 + \tilde{f}^2/2)}{4\sigma_{0,0}^5 \left[1 + \tilde{f}^2(f - 1/2)^2 / (\sigma_{0,0}^2 + \tilde{f}^2)^2\right]}. \quad (91)$$

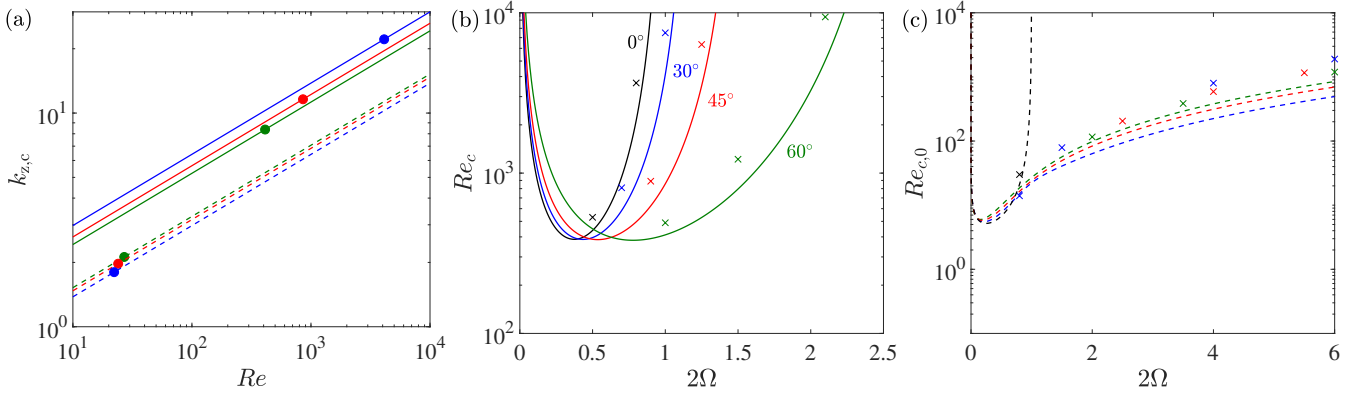
Figure 17a and c show the asymptotic predictions of  $k_{z,c0}$  and  $Re_{c,0}$  and comparisons with numerical results at  $Pr = 10^{-6}$ . The critical Reynolds number is roughly within the same order of magnitude as numerical results, but the difference is large since the predicted critical wavenumber  $k_{z,c0}$  is very small, of order  $O(1)$ , which lies much below the validity range of the WKBJ approximation. However, we can see that the critical Reynolds number  $Re_{c,0}$  increases with  $2\Omega$  except at the northern pole  $\theta = 0^\circ$  where it is unstable in the range  $0 < 2\Omega < 1$ . We also found both numerically and theoretically that  $Re_{c,0}$  does not change significantly with colatitude  $\theta$  at a given  $\Omega$ .

**Table 2.** Summary table for the variation of the inertial-instability growth rate and the inertially unstable regime

Type	$\tilde{f}$	$Pe \downarrow (\kappa_0 \uparrow)$	$Re \downarrow (\nu_0 \uparrow)$	Unstable regime at $Pe = \infty$	Unstable regime as $Pe \rightarrow 0$
Inertial instability	$\uparrow$	$\uparrow$	$\downarrow$	$\tan^{-1}\left(\frac{N}{2}\right) < \theta < 90^\circ$ if $\Omega > 0$	$0 < 2\Omega < 1$ if $\theta = 0^\circ$ $\Omega > 0$ if $0^\circ < \theta < 180^\circ$



**Fig. 16.** (a) Growth rate  $\sigma$  of the inflectional instability as a function of the streamwise wavenumber  $k_x$  for  $k_z = 0$ ,  $N = 1$ ,  $Pr = 1$ ,  $\tilde{f} = 2$ ,  $f = 0$  (i.e.,  $\Omega = 1$  and  $\theta = 90^\circ$ ) for  $Re = \infty$  (black),  $Re = 50$  (blue), and  $Re = 10$  (red). The gray dash-dot line denotes the inviscid growth rate of the inflectional instability under the traditional approximation (i.e.,  $\tilde{f} = 0$ ). (b,c) Growth rate  $\sigma$  of the inertial instability as a function of the vertical wavenumber  $k_z$  for  $k_x = 0$ ,  $N = 1$ ,  $\tilde{f} = 4$ , and  $f = 0.5$  (i.e.,  $\Omega = 2.02$  and  $\theta = 82.9^\circ$ ) for (b)  $Pr = 1$  and  $Re = \infty$  (black),  $Re = 1000$  (blue), and  $Re = 500$  (red), and (c)  $Pr = 10^{-6}$  and  $Re = 10^4$  (black),  $Re = 5000$  (blue), and  $Re = 1000$  (red). Solid lines are numerical results, and dashed lines in (b) and (c) are asymptotic predictions from Eqs. (86) and (89), respectively.



**Fig. 17.** (a) Optimal wavenumbers  $k_{z,c}$  from (87) (solid lines) and  $k_{z,c0}$  from (90) (dashed lines) as a function of  $Re$  at  $2\Omega = 1$ ,  $N = 4$ , and  $k_x = 0$  for colatitudes  $\theta$ :  $30^\circ$  (blue),  $45^\circ$  (red), and  $60^\circ$  (green). Filled circles denote the critical Reynolds numbers. (b,c) Critical Reynolds number  $Re_c$  as a function of the absolute Coriolis parameter  $2\Omega$  for  $N = 4$ , and (b)  $Pr = 1$ , (c)  $Pr = 10^{-6}$  at different colatitudes  $\theta$ :  $0^\circ$  (black),  $30^\circ$  (blue),  $45^\circ$  (red), and  $60^\circ$  (green) from numerical results (crosses) and asymptotic results of  $Re_c$  (solid lines in b) from (88) and  $Re_{c,0}$  (dashed lines in c) from (91).

## 6. Effective horizontal turbulent viscosity

### 6.1. Turbulent viscosity induced by the inertial instability

As small-amplitude perturbations grow due to the instability mechanism, they first follow the linear instability growth, then reach a saturated equilibrium state and undergo a transition to turbulence as the perturbation amplitude increases and nonlinear effects become crucial. The nonlinear saturation of instabilities has been investigated in different astrophysical contexts and has been used to predict the order of magnitude of angular momentum transport, mixing, or dynamo actions (Spruit 2002; Denissenkov & Pinsonneault 2007; Zahn et al. 2007; Fuller et al. 2019).

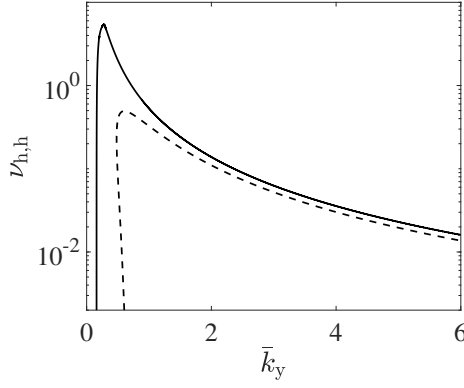
In this section, we use our results on horizontal shear instabilities to derive an effective turbulent viscosity. We consider perturbations that are developed by the horizontal shear instabilities and reach a saturated state due to nonlinear interactions,

which we model here through a turbulent viscosity. We adopt the approach described by Spruit (2002); Fuller et al. (2019) that allows the saturated state when the turbulent damping rate  $\gamma_{\text{turb}}$  equals the growth rate of the instability  $\sigma$ . This leads to the following expression of the local effective turbulent viscosity in the horizontal direction  $\nu_{h,h}$ :

$$\nu_{h,h} = \frac{\sigma}{\bar{k}_y^2}, \quad (92)$$

where  $\bar{k}_y$  is the horizontal wavenumber in the y-direction required for instability. We use here the notation  $\nu_{h,h}$  first introduced by Mathis et al. (2018) that corresponds to the turbulent transport triggered in the horizontal direction by the instability of a latitudinal horizontal shear. We thus make the choice to consider the horizontal wavenumber  $\bar{k}_y$  in latitudinal y-direction to characterize the horizontal effective turbulent viscosity.





**Fig. 18.** Effective turbulent viscosity  $\nu_h$  as a function of the horizontal wavenumber  $\bar{k}_y$  for  $f = 0.5$ ,  $\tilde{f} = 1$  (i.e.,  $\Omega = 0.559$  and  $\theta = 63.4^\circ$ ), and  $k_x = 0$  for  $Pe = \infty$  and  $N = 1$  (solid line), and as  $Pe \rightarrow 0$  (dashed line).

We first consider the case of the effective turbulent viscosity  $\nu_{h,h}$  induced by the inertial instability, whose dispersion relation has been derived using the WKBJ approximation in Sect. 4. Since the horizontal shear flow  $U(y)$  is inhomogeneous in the  $y$ -direction, the associated wavenumber  $k_y$  in the  $y$ -direction is also a function of  $y$ . Moreover, the local wavenumber  $k_y(y)$  only exists when the solution is wavelike in the regime between the two turning points. For the nondiffusive case at  $Pe = \infty$ , we have the WKBJ expression for  $\hat{v}$  as

$$\hat{v}(y) \sim \exp \left[ i \tilde{k} \int_{y_-}^y \left( \sqrt{\Gamma + \frac{f^2 \tilde{f}^2}{\sigma^2 + N^2 + \tilde{f}^2}} - \frac{f \tilde{f}}{\sqrt{\sigma^2 + N^2 + \tilde{f}^2}} \right) dy \right]. \quad (93)$$

Since the exponent changes with  $y$ , we define the horizontal wavenumber  $\bar{k}_y$  as the average of the absolute part of the exponent over the two turning points as follows:

$$\bar{k}_y \int_{y_-}^{y_+} dy = \tilde{k} \int_{y_-}^{y_+} \left| \sqrt{\Gamma + \frac{f^2 \tilde{f}^2}{\sigma^2 + N^2 + \tilde{f}^2}} - \frac{f \tilde{f}}{\sqrt{\sigma^2 + N^2 + \tilde{f}^2}} \right| dy. \quad (94)$$

Similarly, we compute  $\nu_{h,h}$  using the asymptotic dispersion relation (79) in the highly diffusive limit  $Pe \rightarrow 0$ :

$$\bar{k}_{0,y} \int_{y_-}^{y_+} dy = \tilde{k} \int_{y_-}^{y_+} \left| \sqrt{\Gamma} + \frac{\tilde{f}(U' - 2f)}{2\sqrt{\sigma^2 + \tilde{f}^2}} \right| dy. \quad (95)$$

Figure 18 shows an example of  $\nu_{h,h} = \sigma/\bar{k}_y^2$  as a function of  $\bar{k}_y$  in the two limits  $Pe = \infty$  (solid line) and  $Pe \rightarrow 0$  (dashed line). The asymptotic growth rates  $\sigma$  from Eq. (58) for  $Pe = \infty$  and from Eq. (79) for  $Pe \rightarrow 0$  derived with the WKBJ analyses are used to compute  $\nu_{h,h}$ . We see that the effective turbulent viscosity reaches its maximum at a finite  $\bar{k}_y$  and decreases monotonically with  $\bar{k}_y$ . The monotonic decrease of  $\nu_{h,h}$  is due to the fact that the growth rate reaches asymptotically the maximum growth rate  $\sigma_{\max}$  as  $k_z \rightarrow \infty$  while the horizontal wavenumber  $\bar{k}_y$ , proportional to  $k_z$ , goes to infinity.

Similarly to Fuller et al. (2019), where the minimum of the wavenumber  $\bar{k}_y$  is considered to get  $\nu_{h,h}$ , we consider the maximum peak of  $\nu_{h,h}$  as the representative value of the effective

horizontal turbulent viscosity for given values of the physical parameters such as  $f$  and  $\tilde{f}$ . In Fig. 19a and b, we plot contours of  $\max(\nu_{h,h})$  in the parameter space of  $(N/2\Omega, \theta)$  for two different stratified fluids with  $N = 1$  and  $N = 2$  without thermal diffusion (i.e.,  $Pe = \infty$ ). For both cases, the turbulent viscosity  $\max(\nu_{h,h})$  reaches its maximum around the colatitude  $\theta \simeq 80^\circ$  in the northern hemisphere close to the equator around the value  $N/2\Omega \sim 1$ . The effective turbulent viscosity in the southern hemisphere  $\theta > 90^\circ$  is zero since there is no instability for negative  $f = 2\Omega \cos \theta$ . This implies that a strong turbulence and a large effective turbulent viscosity are expected near the equator in the northern hemisphere due to strong instability. In Fig. 19c, we plot  $\max(\nu_{h,h})$  in the parameter space of  $(2\Omega, \theta)$  for high-diffusivity fluids in the limit  $Pe \rightarrow 0$  using Eq. (95). In this case, the effective turbulent viscosity is not zero in the southern hemisphere due to the presence of the inertial instability for negative  $f$ . The effective turbulent viscosity  $\max(\nu_{h,h})$  has a maximum around  $\theta \simeq 70^\circ$ . This emphasizes that non-traditional effects with the positive horizontal Coriolis parameter  $\tilde{f} > 0$  play a crucial role on the effective turbulent viscosity, especially near the equator.

From  $\nu_{h,h}$ , the latitudinally-averaged turbulent viscosity can be computed in two ways. On the one hand, we define the averaged turbulent viscosity  $\bar{\nu}_{h,h}$  following Zahn (1992) as

$$\bar{\nu}_{h,h} \int_0^\pi \sin^3 \theta d\theta = \int_0^\pi \max(\nu_{h,h}) \sin^3 \theta d\theta. \quad (96)$$

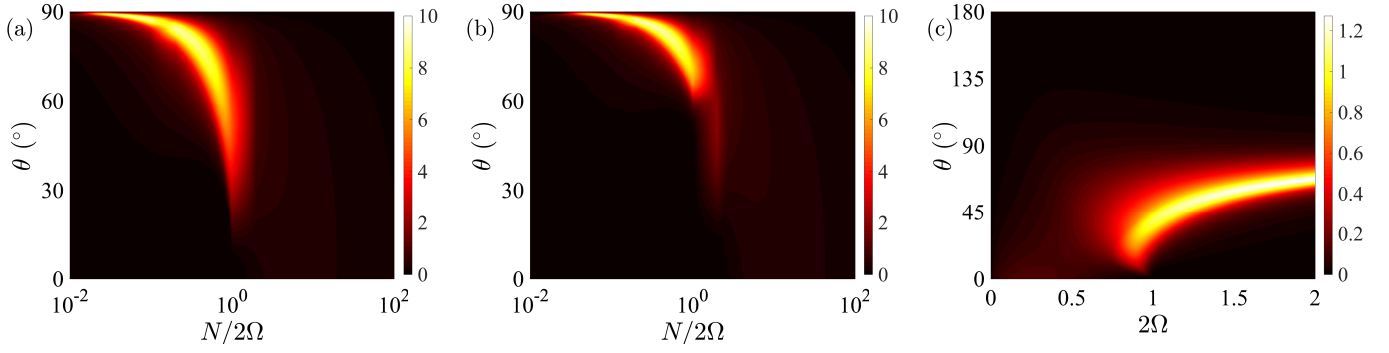
This average was used to compute the transport of angular momentum. On the other hand, we follow the definition by Mathis et al. (2018):

$$\bar{\bar{\nu}}_{h,h} \int_0^\pi \sin \theta d\theta = \int_0^\pi \max(\nu_{h,h}) \sin \theta d\theta, \quad (97)$$

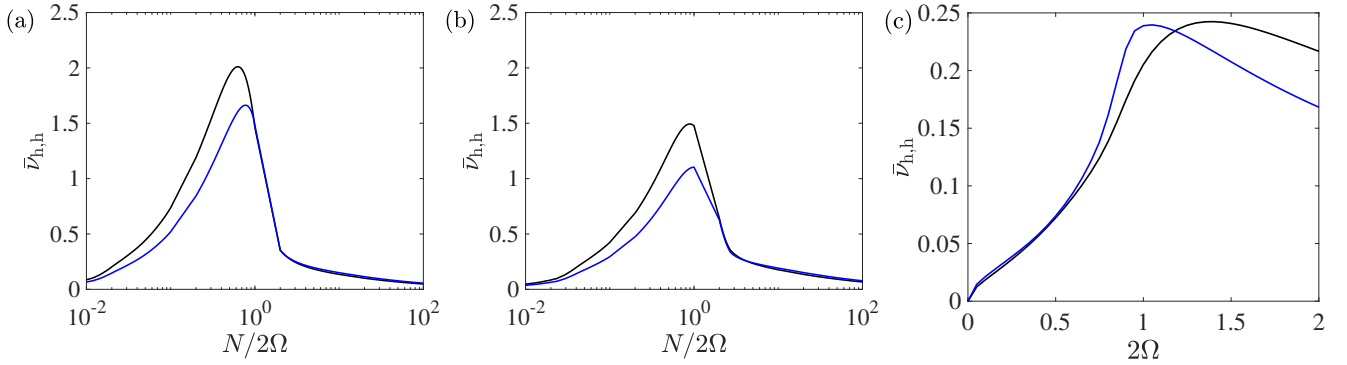
where  $\bar{\bar{\nu}}_{h,h}$  is the averaged turbulent viscosity obtained in the way the mean transport of chemicals is computed. In Fig. 20, we plot these averaged viscosities. For the non-diffusive case ( $Pe = \infty$ ),  $\bar{\nu}_{h,h}$  is larger than  $\bar{\bar{\nu}}_{h,h}$  and they are reduced as  $N$  increases. The maxima of the two viscosities are reached around  $N/2\Omega = 1$  for both  $N = 1$  and  $N = 2$ . For  $Pe \rightarrow 0$ , the maximum is much lower than that for  $Pe = \infty$ , and it is reached around  $2\Omega = 1$ .

## 6.2. Turbulent viscosity induced by the inflectional instability

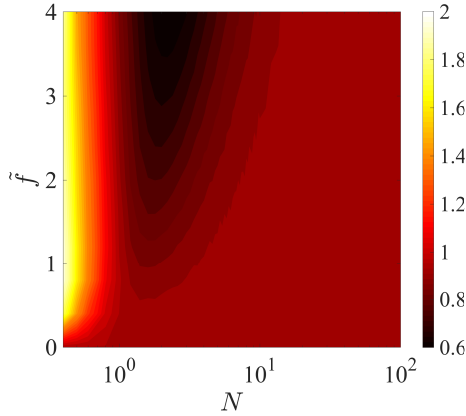
The inflectional instability can also induce a turbulent transport in stellar radiation zones. Therefore, we also compute the effective turbulent viscosity based on the growth rate  $\sigma$  of the inflectional instability. The issues with the inflectional instability are that we do not have an analytic expression for the growth rate  $\sigma$ , and it is difficult to define systematically the horizontal wavenumber  $\bar{k}_y$ . One possible candidate for  $\bar{k}_y$  is to choose  $\bar{k}_y \simeq k_x$  based on the solution's asymptotic behavior  $\hat{v}(y) \sim \exp(-k_x|y|)$  as  $|y| \rightarrow \infty$ . From numerical computations of the maximum growth rate of the inflectional instability in the parameter space  $(k_x, k_z)$ , we display in Fig. 21 the effective turbulent viscosity  $\max(\nu_{h,h}) = \sigma_{\max}/\bar{k}_y^2$  in the parameter space of  $(N, \tilde{f})$  at  $Pe = \infty$  and  $f = 0$ . It is important to note that the maximum growth rate  $\sigma_{\max}$  of the inflectional instability is independent of  $f$  at  $Pe = \infty$ . We see that at a fixed  $N$ ,  $\max(\nu_{h,h})$  increases with  $\tilde{f}$  for a weak stratification with  $N < 1$  while it decreases with  $\tilde{f}$  for a strong stratification with  $N > 1$ . The effective turbulent viscosity  $\max(\nu_{h,h})$  is generally of order of the unity  $O(1)$  in the parameter space of  $(N, \tilde{f})$  and is smaller than



**Fig. 19.** (a,b) Contours of the maximum of the effective turbulent viscosity  $\max(v_{h,h})$  in the parameter space  $(N/2\Omega, \theta)$  for  $Pe = \infty$  and (a)  $N = 1$ , (b)  $N = 2$ . (c) Contours of the maximum of the effective turbulent viscosity  $\max(v_{h,h})$  in the parameter space  $(2\Omega, \theta)$  as  $Pe \rightarrow 0$ .



**Fig. 20.** The latitudinally-averaged turbulent viscosities  $\bar{v}_{h,h}$  (black) and  $\bar{v}_{h,h}$  (blue) computed from contours in Fig. 19.



**Fig. 21.** Contours of the maximum of the effective turbulent viscosity  $\max(v_{h,h})$  induced by the inflectional instability in the parameter space of  $(N, f)$  for  $f = 0$  (i.e., on the equator at  $\theta = 90^\circ$ ) and  $Pe = \infty$ .

the effective turbulent viscosity  $\max(v_{h,h})$  induced by the inertial instability. We also verified numerically that the  $\max(v_{h,h})$  of the inflectional instability decreases as the thermal diffusivity becomes finite and small. Therefore, we can conjecture that the effective turbulent viscosity induced by the inertial instability will be larger than that induced by the inflectional instability.

## 7. Discussion with dimensional parameters

### 7.1. Inertial instability with latitudinal differential rotation

We discussed in the previous sections how the inertial instability is developed at a given latitude  $\theta$  when the base shear of Eq. (4) is considered. In our analysis, we investigated the growth rate

of the inertial instability in the dimensionless form by taking the velocity scale  $U_0$ , length scale  $L_0$ , and time scale  $t_0 = L_0/U_0$ . We note that the length scale  $L_0$  is different from that of global large-scale shear flows in stellar interiors as we consider small-scale shear flows and associated perturbations on a local plane. An important thing to note is that the base flow with positive shear  $S_0 = U_0/L_0$  at  $y = 0$  is used in the normalization. This implies that the velocity in the azimuthal direction always decreases as the colatitude  $\theta$  increases. The latitudinal differential rotation in stars is, however, different from this case. For instance, stars can have a conical differential rotation  $\bar{\Omega}(\theta)$  in the simplest form as

$$\bar{\Omega}(\theta) = \Omega_0 (1 + \epsilon \sin^2 \theta), \quad (98)$$

where  $\epsilon > 0$  corresponds to the solar-like case, in which the equator rotates faster than the pole (e.g.,  $\epsilon \simeq 0.3$  for the Sun), while  $\epsilon < 0$  corresponds to the anti-solar case, where the equator rotates slower than the pole (Guenel et al. 2016). If instead of being constant,  $\epsilon$  is proportional to  $r^2$ , one obtains the simplest form of cylindrical differential rotation (Baruteau & Rieutord 2013). At a constant radius, the latitudinal differential rotation follows the same law as in the conical case.

In the local frame rotating with  $\Omega_0$  at the radius  $r = R$  and the colatitude  $\theta$ , the relative azimuthal velocity  $U_\varphi$  is

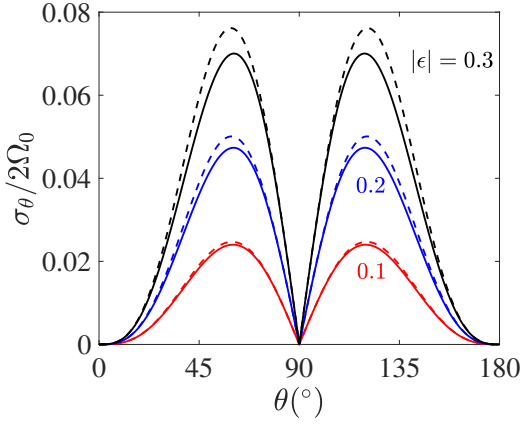
$$U_\varphi = R\epsilon\Omega_0 \sin^3 \theta, \quad (99)$$

(see also Hypolite et al. 2018). By considering the increment in the latitudinal direction on the local frame:

$$dy \simeq -Rd\theta, \quad (100)$$

we obtain the base shear

$$S(\theta) = \frac{dU_\varphi}{dy} \simeq -\epsilon\Omega_0 3 \sin^2 \theta \cos \theta. \quad (101)$$



**Fig. 22.** The growth rate  $\sigma_\theta$  as a function of the colatitude  $\theta$  for various values of  $\epsilon$ . Solid lines denote  $\sigma_\theta$  with  $\epsilon > 0$  and dashed lines denote  $\sigma_\theta$  with  $\epsilon < 0$ .

The latitudinal shear  $S$  is negative (resp. positive) in the northern hemisphere and positive (resp. negative) in the southern hemisphere if  $\epsilon > 0$  (resp.  $\epsilon < 0$ ). Moreover, the latitudinal shear  $S$  is zero at the equator since the differential rotation  $\bar{\Omega}$  of Eq. (98) is either at the maximum when  $\epsilon > 0$  or the minimum when  $\epsilon < 0$ .

The growth rate of Eq. (79) that we derived from the WKB analysis is local but the growth rate induced by the latitudinal differential rotation of Eq. (98) needs to be obtained by the global stability analysis (see e.g., Guenel et al. 2016). However, we can approximately predict the growth rate  $\sigma_\theta$  in the stellar radiation zones using the latitudinal shear  $S$  and the maximum growth rate of Eq. (80), which can be expressed in a dimensional form as follows:

$$\sigma_\theta = \sqrt{\frac{f_{v,0}(S - f_{v,0}) - f_{h,0}^2 + \sqrt{[f_{v,0}(S - f_{v,0}) - f_{h,0}^2]^2 + S^2 f_{h,0}^2}}{2}}. \quad (102)$$

Eq. (102) can further be expanded in terms of the stellar rotation  $\Omega_0$ , the colatitude  $\theta$ , and  $\epsilon$  as

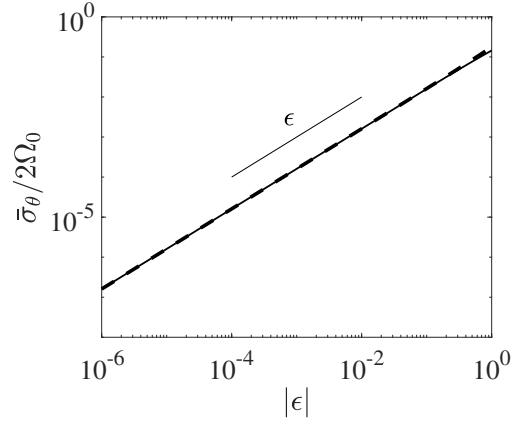
$$2 \left( \frac{\sigma_\theta}{2\Omega_0} \right)^2 = -1 - \frac{3}{2} \epsilon \sin^2 \theta \cos^2 \theta + \sqrt{\left[ 1 + \frac{3}{2} \epsilon \sin^2 \theta \cos^2 \theta \right]^2 + \frac{9}{4} \epsilon^2 \sin^6 \theta \cos^2 \theta}. \quad (103)$$

Figure 22 shows the growth rate  $\sigma_\theta$  versus the colatitude  $\theta$  for various  $\epsilon$ . The growth rate  $\sigma_\theta$  increases with  $|\epsilon|$  and reaches its maximum around  $\theta \approx 60^\circ$  and  $120^\circ$ . It is zero at the poles and the equator. We see that, for the same  $|\epsilon|$ , the growth rate of the anti-solar case for  $\epsilon < 0$  is slightly larger than that of the solar-like case for  $\epsilon > 0$ .

Furthermore, the latitudinally-averaged<sup>3</sup> growth rate  $\bar{\sigma}_\theta$  can be computed as

$$\bar{\sigma}_\theta \int_0^\pi \sin^3 \theta d\theta = \int_0^\pi \sigma_\theta \sin^3 \theta d\theta. \quad (104)$$

In Fig. 23, we display  $\bar{\sigma}_\theta$  as a function of  $\epsilon$  for the solar-like and anti-solar cases. In the range  $|\epsilon| < 1$ ,  $\bar{\sigma}_\theta$  almost does not depend



**Fig. 23.** The latitudinally-averaged growth rate  $\bar{\sigma}_\theta$  as a function of  $|\epsilon|$  for the solar-like case ( $\epsilon > 0$ , solid line) and the anti-solar case ( $\epsilon < 0$ , dashed line).

on the sign of  $\epsilon$ . The growth rate  $\bar{\sigma}_\theta$  shows a linear relation with  $|\epsilon|$  as

$$\frac{\bar{\sigma}_\theta}{2\Omega_0} \simeq a_\epsilon |\epsilon|, \quad (105)$$

where  $a_\epsilon \simeq 0.16$ . We can derive a similar scaling law for the growth rate  $\bar{\sigma}_\theta$  in the limit  $Pe \rightarrow \infty$ , more relevant to the solar tachocline case (Garaud 2020), if we use the growth rate (59) and a proper value of  $N$ .

## 7.2. Turbulent viscosities and characteristic time of turbulent transport

Using the averaged growth rate  $\bar{\sigma}_\theta$ , we can define the turbulent viscosities induced by the horizontal shear due to the latitudinal differential rotation of Eq. (98). Consistently with the notations from Mathis et al. (2018), we define the turbulent viscosity in the latitudinal (horizontal) direction  $\bar{\nu}_{h,h}$  and the turbulent viscosity in the radial (vertical) direction  $\bar{\nu}_{v,h}$ . Following the assumption proposed by Spruit (2002); Fuller et al. (2019) that the shear instability grows and the momentum balances in nonlinear regime with the turbulent Reynolds stress, we find

$$\bar{\nu}_{h,h} = \frac{\bar{\sigma}_\theta}{k_\perp^2} = \bar{\sigma}_\theta l_\perp^2, \quad (106)$$

$$\bar{\nu}_{v,h} = \frac{\bar{\sigma}_\theta}{k_\parallel^2} = \bar{\sigma}_\theta l_\parallel^2, \quad (107)$$

where  $\parallel$  denotes the direction parallel to the stratification,  $\perp$  denotes the direction perpendicular to the stratification,  $k_\perp$  and  $k_\parallel$  are the characteristic wavenumbers in the horizontal and vertical directions, and  $l_\perp$  and  $l_\parallel$  are the length scales in the horizontal and vertical directions, respectively. We note here that we consider small length scales of the unstable modes that trigger turbulent transport, the length scales different from those of global large-scale shear flows. The eddy viscosities are directly proportional to the horizontal shear as in the prescription derived by Mathis et al. (2004) (see their Eq. 18). Note that it would also be possible to define diffusion coefficients for chemicals  $\bar{D}_{h,h}$  and  $\bar{D}_{v,h}$ ; for this one should compute  $\bar{\sigma}_\theta = \int_0^\pi \sigma_\theta \sin \theta d\theta / \int_0^\pi \sin \theta d\theta$ .

<sup>3</sup> We here use the latitudinal average defined by Zahn (1992) for quantities related to angular momentum. For instance, he defined the shellular rotation as  $\bar{\Omega}(r) = \int_0^\pi \Omega(r, \theta) \sin^3 \theta d\theta / \int_0^\pi \sin^3 \theta d\theta$ .

While the turbulent viscosities depend on the direction with the scaling

$$\frac{\bar{\nu}_{v,h}}{\bar{\nu}_{h,h}} = \frac{l_{\parallel}^2}{l_{\perp}^2}, \quad (108)$$

(see also, Mathis et al. 2018), the dynamical time scale  $\tau$  that characterizes the turbulence induced by the horizontal shear, and the transport of momentum and chemicals it triggers both in the vertical and latitudinal directions, is

$$\tau = \frac{l_{\perp}^2}{\bar{\nu}_{h,h}} = \frac{l_{\parallel}^2}{\bar{\nu}_{v,h}} = \frac{1}{\bar{\sigma}_{\theta}}, \quad (109)$$

which is simply the inverse of the growth rate  $\bar{\sigma}_{\theta}$ .

Using the relation of Eq. (105), we can express the characteristic time  $\tau$  in terms of  $\Omega_0$  as

$$\tau = \frac{1}{2\Omega_0 a_e |\epsilon|} \simeq \frac{\tau_0}{2|\epsilon|}, \quad (110)$$

where  $\tau_0$  denotes the rotation period of the star at the pole. We note that the characteristic time scale  $\tau$  is similar to that proposed by Mathis et al. (2018) in the form  $\tau = 1/S$  where  $S(r, \theta) = r \sin \theta \partial_r \Omega$  characterizes the radial (vertical) shear.

According to the scaling (110), we estimate the transport time  $\tau$  for the Sun at the level of the tachocline as 44.5 days when we use  $\Omega_0 \simeq 433$  nHz and  $\epsilon = 0.3$  (García et al. 2007). For solar-like stars within the mass range  $0.9 - 1.1 M_{\odot}$  ( $M_{\odot}$  is the Solar mass), if we make the rough assumption that the latitudinal differential rotation with  $\epsilon = 0.3$  is maintained during the evolution<sup>4</sup>, we can roughly estimate that the transport time  $\tau$  for the solar-like stars in the case of a slow initial rotation (Gallet & Bouvier 2015) is about 13.3 days, 9.7 days, and 16.8 days at the ages of 10 Myr, 100 Myr, and 1000 Myr, respectively. These time scales will be eventually used to compute the eddy viscosities in (109) upon the choice of the length scales.

For stars with a convective core, numerical simulations showed that the differential rotation in the core is mostly cylindrical (Browning et al. 2004; Augustson et al. 2016). For a  $2 M_{\odot}$  star, Browning et al. (2004) found a rotation contrast within the core of between 30 and 60%. At the boundary between the convective core and the surrounding radiative zone, this is equivalent to  $\epsilon \simeq 0.3 - 0.6$ . Using this estimate as well as rotation rates typical of A-type stars computed using observed surface velocities (see e.g. Zorec & Royer 2012) and MESA stellar structure and evolution models of a  $2 M_{\odot}$  star with a Solar metallicity (Paxton et al. 2011) that provide us the stellar radius, the characteristic time  $\tau$  ranges between 0.4 and 1 days during most of the main sequence and can go up to 1.5 d at the end of the main sequence (around 1 Gyr).

If the turbulence triggered by the horizontal shear acts to damp its source, the horizontal differential rotation, as proposed by Zahn (1992) we thus predict a very efficient transport of angular momentum that can lead to the so-called shellular rotation where horizontal gradients of the angular velocity are weak. This also may be the origin of the observed very small radial extent of the Solar tachocline (Spiegel & Zahn 1992) and of an efficient mixing of chemicals in this region (Brun et al. 1999).

The behavior of the turbulence generated by horizontal shears has been recently explored in the non-rotating case by

Cope et al. (2019) and Garaud (2020). They find when exploring the parameter space using Direct Numerical Simulations (DNS) a turbulent stratified regime where the turbulent transport can be modeled by an eddy-diffusivity. This opens an interesting path to verify our predictions when such DNS will take rotation into account.

## 8. Conclusion

In this paper, we studied horizontal shear flow instabilities in stably-stratified and thermally-diffusive fluids in a rotating plane where the full Coriolis acceleration with both vertical and horizontal components of the rotation vector is taken into account. For the canonical shear flow in the hyperbolic tangent profile, there exist two types of shear instabilities: the inflectional instability due to the presence of an inflection point and the inertial instability due to an inertial imbalance in the presence of the Coriolis acceleration. In the presence of positive horizontal Coriolis parameter  $\tilde{f} > 0$ , we found that both the inflectional and inertial instabilities are strongly affected. For instance, the inflectional instability, whose maximum growth rate is known to be independent of  $N$ ,  $f$ , and  $Pe$  in the traditional approximation (Deloncle et al. 2007; Park et al. 2020), has now a maximum growth rate that depends on  $N$  and  $Pe$ . The horizontal Coriolis parameter  $\tilde{f}$  destabilizes the inflectional instability for strong stratification while it stabilizes the instability at a small  $N$ . The thermal diffusivity at finite  $Pe$  also plays a stabilizing role in the inflectional instability. On the other hand, the inertial instability is destabilized by the thermal diffusivity, and the unstable regime is widely extended. For instance, in the nondiffusive limit  $Pe = \infty$ , the inertially unstable regime is found to be  $0 < f < 1 + \tilde{f}^2/N^2$  (i.e.,  $\tan^{-1}(N/2) < \theta < 90^\circ$ ). More strikingly, it is inertially unstable for any  $f$  for high diffusivity fluids as  $Pe \rightarrow 0$  when  $\tilde{f} > 0$  (i.e., the inertial instability is active at any colatitude  $0 < \theta < 180^\circ$  for the absolute Coriolis parameter  $2\Omega > 0$ ). These unstable regimes as well as the dispersion relations for the inertial instability are derived analytically using the WKBJ approximation for large vertical wavenumber  $k_z$ , and this asymptotic analysis demonstrates a very good agreement with numerical results in the inviscid limit. Using the asymptotic expressions of the growth rate for the inertial instability, we also predicted the critical Reynolds number above which the growth rate becomes positive. Finally, we proposed prescriptions for the effective horizontal and vertical turbulent viscosities induced by the inertial and inflectional instabilities and found that the inertial instability plays an important role in the turbulent transport near the equator.

Observational and numerical studies suggest that stellar radiative zones have a mostly uniform rotation, whereas stellar convective zones are differentially rotating, but neutrally stratified. Therefore, one expects the present study to be relevant near the boundary between the convective and radiative zones. Because of the small values predicted for the time that characterizes the turbulence triggered by horizontal shear flows in such regions, this turbulent transport can have a strong impact on the structure and the evolution of stars, for instance by interacting with overshooting flows and by extracting angular momentum and chemical elements from the core to the envelope. In particular, the horizontal shear could be a crucial physical ingredient needed to explain the observed structure of the solar/stellar tachocline(s) (Spiegel & Zahn 1992; Brun et al. 1999). Other ingredients that are missing in the present work, such as magnetic fields (Gough & McIntyre 1998; Strugarek et al. 2011; Acevedo

<sup>4</sup> Using scaling laws computed in Brun et al. (2017) and grids of stellar models that take rotation into account using the STAREVOL code (Amard et al. 2019), Astoul et al. (2020, submitted) demonstrates that  $0.15 < |\epsilon| < 0.4$  that will not predict orders of magnitude for  $\tau$

Arreguin et al. 2013; Barnabé et al. 2017), may also play an important role.

Our predictions concerning the turbulent viscosities need to be confirmed by fully turbulent numerical simulations. In particular, global numerical simulations would allow us to validate the local approach used in this work, and the relevance of the latitudinally averaged quantities derived for stellar evolution codes. Besides, the local results could be used to build subgrid models for large-eddy simulations and stellar evolution calculations to better capture small-scale transport processes.

**Acknowledgements.** The authors acknowledge support from the European Research Council through ERC grant SPIRE 647383 and from GOLF and PLATO CNES grants at the Department of Astrophysics at CEA Paris-Saclay. We thank the referee, Prof. A. J. Barker, for his constructive comments that allow us to improve the article.

## References

- Abramowitz, M. & Stegun, I. A. 1972, *Handbook of Mathematical Functions with Formulas, Graphs, and Mathematical Tables* (Dover Publications)
- Acevedo-Arreguin, L. A., Garaud, P., & Wood, T. S. 2013, *MNRAS*, 434, 720
- Aerts, C., Mathis, S., & Rogers, T. M. 2019, *ARA&A*, 57, 35
- Amard, L., Palacios, A., Charbonnel, C., et al. 2019, *A&A*, 631, A77
- Antkowiak, A. 2005, PhD thesis, Université Paul Sabatier de Toulouse
- Arobone, E. & Sarkar, S. 2012, *J. Fluid Mech.*, 703, 29
- Astoul, A., Park, J., Mathis, S., & Baruteau, C. 2020, submitted to *A&A*
- Augustson, K. C., Brun, A. S., & Toomre, J. 2016, *ApJ*, 829, 92
- Barker, A. J., Jones, C. A., & Tobias, S. M. 2019, *MNRAS*, 487, 1777
- Barker, A. J., Jones, C. A., & Tobias, S. M. 2020, *MNRAS*, 495, 1468
- Barnabé, R., Strugarek, A., Charbonneau, P., Brun, A. S., & Zahn, J.-P. 2017, *A&A*, 601, A47
- Baruteau, C. & Rieutord, M. 2013, *Journal of Fluid Mechanics*, 719, 47
- Belkacem, K., Marques, J. P., Goupil, M. J., et al. 2015a, *A&A*, 579, A31
- Belkacem, K., Marques, J. P., Goupil, M. J., et al. 2015b, *A&A*, 579, A30
- Browning, M. K., Brun, A. S., & Toomre, J. 2004, *ApJ*, 601, 512
- Brun, A. S. & Browning, M. K. 2017, *Living Reviews in Solar Physics*, 14, 4
- Brun, A. S., Strugarek, A., Varela, J., et al. 2017, *ApJ*, 836, 192
- Brun, A. S., Turck-Chièze, S., & Zahn, J. P. 1999, *ApJ*, 525, 1032
- Charbonneau, P. & MacGregor, K. B. 1993, *ApJ*, 417, 762
- Cope, L., Garaud, P., & Caulfield, C. P. 2019, arXiv e-prints, arXiv:1911.09674
- Deloncle, A., Chomaz, J.-M., & Billant, P. 2007, *J. Fluid Mech.*, 570, 297
- Denissenkov, P. A. & Pinsonneault, M. 2007, *ApJ*, 655, 1157
- Eckart, C. 1960, *Hydrodynamics of Oceans and Atmospheres*
- Ekström, S., Georgy, C., Eggenberger, P., et al. 2012, *A&A*, 537, A146
- Fabre, D. & Jacquin, L. 2004, *Journal of Fluid Mechanics*, 500, 239
- Fricke, K. 1968, *ZAp*, 68, 317
- Fuller, J., Piro, A. L., & Jermyn, A. S. 2019, *MNRAS*, 485, 3661
- Gagnier, D. & Garaud, P. 2018, *ApJ*, 862, 36
- Gagnier, D., Rieutord, M., Charbonnel, C., Putigny, B., & Espinosa Lara, F. 2019, *A&A*, 625, A89
- Gallet, F., Bolmont, E., Mathis, S., Charbonnel, C., & Amard, L. 2017, *A&A*, 604, A112
- Gallet, F. & Bouvier, J. 2015, *A&A*, 577, A98
- Garaud, P. 2020, *ApJ*, 901, 146
- Garaud, P., Gagnier, D., & Verhoeven, J. 2017, *ApJ*, 837, 133
- García, R. A., Turck-Chièze, S., Jiménez-Reyes, S. J., et al. 2007, *Science*, 316, 1591
- Gerkema, T. & Shrira, V. I. 2005, *J. Fluid Mech.*, 529, 195
- Gerkema, T., Zimmerman, J. T. F., Maas, L. R. M., & van Haren, H. 2008, *Rev. Geophys.*, 46, RG2004
- Goldreich, P. & Schubert, G. 1967, *ApJ*, 150, 571
- Gough, D. O. & McIntyre, M. E. 1998, *Nature*, 394, 755
- Griffiths, S. D. 2008, *Journal of Fluid Mechanics*, 605, 115
- Guenel, M., Baruteau, C., Mathis, S., & Rieutord, M. 2016, *A&A*, 589, A22
- Hirschi, R., Meynet, G., & Maeder, A. 2004, *A&A*, 425, 649
- Høiland, E. 1941, in *Avhandlinger Norske Videnskaps-Akademi i Oslo, I, Math.-Naturv. Klasse*, Vol. 11, 1
- Hypolite, D., Mathis, S., & Rieutord, M. 2018, *A&A*, 610, A35
- Knobloch, E. & Spruit, H. C. 1982, *A&A*, 113, 261
- Kulenthirarajah, L. & Garaud, P. 2018, *ApJ*, 864, 107
- Lignières, F. 1999, *A&A*, 348, 933
- Maeder, A. 2003, *A&A*, 399, 263
- Maeder, A. 2009, *Physics, Formation and Evolution of Rotating Stars*
- Maeder, A., Meynet, G., Lagarde, N., & Charbonnel, C. 2013, *A&A*, 553, A1
- Maeder, A. & Zahn, J.-P. 1998, *A&A*, 334, 1000
- Marques, J. P., Goupil, M. J., Lebreton, Y., et al. 2013, *A&A*, 549, A74
- Mathis, S., Neiner, C., & Tran Minh, N. 2014, *A&A*, 565, A47
- Mathis, S., Palacios, A., & Zahn, J.-P. 2004, *A&A*, 425, 243
- Mathis, S., Prat, V., Amard, L., et al. 2018, *A&A*, 620, A22
- Mathis, S. & Zahn, J. P. 2004, *A&A*, 425, 229
- Matt, S. P., Brun, A. S., Baraffe, I., Bouvier, J., & Chabrier, G. 2015, *ApJ*, 799, L23
- Moss, D. 1992, *MNRAS*, 257, 593
- Park, J. 2012, PhD thesis, Ecole Polytechnique
- Park, J. & Billant, P. 2012, *J. Fluid Mech.*, 707, 381
- Park, J. & Billant, P. 2013, *J. Fluid Mech.*, 725, 262
- Park, J., Billant, P., & Baik, J.-J. 2017, *J. Fluid Mech.*, 822, 80
- Park, J., Prat, V., & Mathis, S. 2020, *A&A*, 635, A133
- Paxton, B., Bildsten, L., Dotter, A., et al. 2011, *Astrophysical Journal, Supplement Series*, 192, 1
- Pinçon, C., Belkacem, K., Goupil, M. J., & Marques, J. P. 2017, *A&A*, 605, A31
- Prat, V., Guilet, J., Viallet, M., & Müller, E. 2016, *A&A*, 592, A59
- Prat, V. & Lignières, F. 2013, *A&A*, 551, L3
- Prat, V. & Lignières, F. 2014, *A&A*, 566, A110
- Richard, D. & Zahn, J.-P. 1999, *A&A*, 347, 734
- Rogers, T. M. 2015, *ApJ*, 815, L30
- Schmid, P. & Henningson, D. S. 2001, *Stability and Transition in Shear Flows* (Springer-Verlag, New York)
- Solberg, H. 1936, in *Procès Verbaux Ass. Météor., UGGI, 6e Assemblée Générale, Edinburgh, Mém. et Disc.*, Vol. 2, 66
- Spiegel, E. A. & Zahn, J. P. 1992, *A&A*, 265, 106
- Spruit, H. C. 1999, *A&A*, 349, 189
- Spruit, H. C. 2002, *A&A*, 381, 923
- Strugarek, A., Bolmont, E., Mathis, S., et al. 2017, *ApJ*, 847, L16
- Strugarek, A., Brun, A. S., & Zahn, J. P. 2011, *A&A*, 532, A34
- Talon, S. & Charbonnel, C. 2005, *A&A*, 440, 981
- Talon, S. & Zahn, J. P. 1997, *A&A*, 317, 749
- Ud-Doula, A., Owocki, S. P., & Townsend, R. H. D. 2009, *MNRAS*, 392, 1022
- Wang, P., McWilliams, J. C., & Ménesguen, C. 2014, *J. Fluid Mech.*, 755, 397
- Yim, E., Billant, P., & Ménesguen, C. 2016, *J. Fluid Mech.*, 801, 508
- Zahn, J. P. 1983, in *Saas-Fee Advanced Course 13: Astrophysical Processes in Upper Main Sequence Stars*, ed. A. N. Cox, S. Vauclair, & J. P. Zahn, 253
- Zahn, J.-P. 1992, *A&A*, 265, 115
- Zahn, J.-P., Brun, A. S., & Mathis, S. 2007, *A&A*, 474, 145
- Zeitlin, V. 2018, *Phys. Fluids*, 30, 061701
- Zorec, J. & Royer, F. 2012, *A&A*, 537, A120