
Regulating algorithmic filtering on social media

Sarah H. Cen

Massachusetts Institute of Technology
Cambridge, MA 02139
shcen@mit.edu

Devavrat Shah

Massachusetts Institute of Technology
Cambridge, MA 02139
devavrat@mit.edu

Abstract

Through the algorithmic filtering (AF) of content, social media platforms (SMPs) have the ability to influence users' perceptions and behaviors. Attempts to regulate the negative side effects of AF are often difficult to pass or enforce due to critical social, legal, and financial considerations. In this work, we address this multifaceted problem by proposing a unifying framework that considers the key stakeholders of AF regulation (or self-regulation). We mathematically formalize this framework, using it to construct a data-driven, statistically sound regulatory procedure that satisfies several important criteria. First, by design, it moderates the effect of AF on user learning. Second, it has desirable properties of online governance, including being normative and user-driven. Third, by illustrating the regulatory procedure in linear dynamical systems, we prove that it can align social and financial interests, which are typically at odds. Specifically, we identify conditions under which the regulation imposes a *low cost* on the SMP's reward (e.g., profits) and incentivizes the SMP to increase *content diversity*. We provide illustrative simulations.

1 Introduction

An increasing number of people turn to social media platforms (SMPs) as their information providers, with content coming from friends, celebrities, news outlets, influencers, advertisers, and more. Faced with a sea of information, users can only ingest so much content. In response, SMPs algorithmically select, or *filter*, the collection of content that appears on a user's feed.

Algorithmic filtering (AF) [14, 27] has the potential to greatly improve the user experience, but it can also yield unwanted side effects, like the spread of fake news [52, 18, 21], over-representation of polarizing opinions due to comment ranking [69], amplification of filter bubbles [32, 59], or advertising of products based on discriminatory judgments about user interests [71, 74, 46]. The increasing regularity of these phenomena have led to rising legal and public scrutiny of SMPs.

While many works handle these issues separately, we observe that they share the same root concern. Namely, that *filtering users' feeds affects what users learn and therefore how they act*. Pervasive fake news can affect voting outcomes, polarizing comments can cause ill will between groups, discriminatory housing ads can lead to digital redlining, video recommendations can change a user's dietary choices, and so on. As SMPs become increasingly popular, the question remains: Is there a principled way to regulate the effect of AF on user learning?

Although it may be possible to do so, such a regulatory procedure must also be practical. In particular, there are various legal and social barriers to regulations [49, 16, 7, 58], including concerns that they might damage free speech or public discourse; violate personal rights or privacy; allow big tech or the government to draw highly subjective lines determining "acceptable" behavior; or set dangerous precedents. Moreover, social media has created a thriving exchange of goods between users, SMPs, advertisers, and influencers [2, 53]. Fears that a regulation might disrupt this market would stall or block its adoption, especially when most SMPs are currently self-regulated [49]. As such, regulation design must be mindful of the *social*, *legal*, and *financial* perspectives that may be in tension.

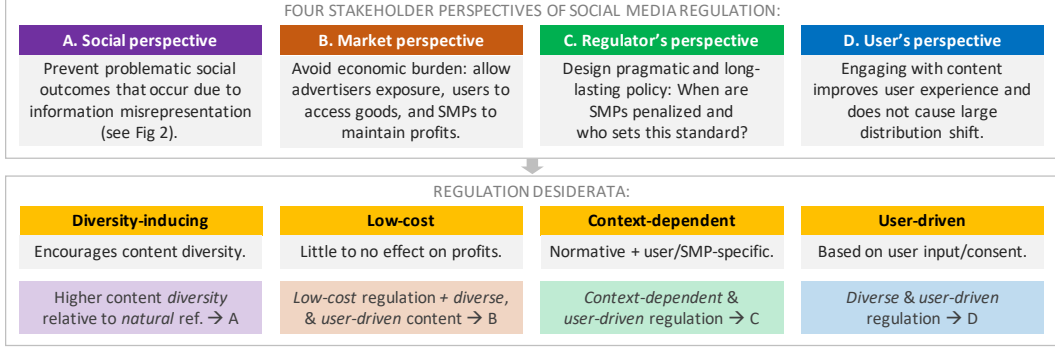


Figure 1: Unifying framework for AF regulation: key stakeholders and desiderata (Section 2).

Motivated by these views, we propose a regulation that provably mitigates the effect of AF on user learning while meeting key social, legal, and financial criteria. Our main contributions are as follows.

Unifying framework for AF regulation. In Section 2, we study the four main stakeholders of AF regulation and present a set of regulation desiderata. Together, they prescribe that a regulation not only address the negative social outcomes of AF, but also be practical and enforceable.

Principled regulatory procedure. In Section 3, we mathematically formalize this framework and construct a regulatory procedure. The procedure uses hypothesis testing to detect *learning divergence* for a given user and notably does not require knowledge of the user’s learning behavior. By design, the data-driven regulation provably mitigates the effect of AF on user learning and meets two of the four regulation desiderata from Section 2. Our approach has parallels with social learning [25, 5, 1, 54], differential privacy [29, 30], and robust optimization [8, 80].

Regulation can align social and financial interests. In Section 4, we illustrate our regulation in linear dynamical systems and show that, under mild conditions, it meets the four regulation desiderata simultaneously. In particular, we derive conditions under which the regulation places little to no financial cost on the SMP while incentivizing the SMP to increase the user’s content diversity.

To our knowledge, this is the first work that provides a theoretical analysis of AF’s effect on user learning and, moreover, shows there exists a regulation aligning social, legal, and financial interests.

2 Unifying framework

In this section, we present a framework for studying the social, legal, and financial ramifications of AF regulation by considering four key stakeholders. Specifically, we explore the **social perspective**, which seeks to mitigate the negative side effects of AF on user learning; the **financial perspective**, which seeks to preserve the market created by SMPs; the **regulator’s perspective**, which seeks to ensure that regulation is enforceable and long-lasting; and the **user’s perspective**, which seeks to improve the user experience. The next four subsections examine one stakeholder at a time. Together, these discussions motivate four desiderata for AF regulation, which prescribe that regulation be:

1. **Context-dependent:** adapt to different legal and social norms, platform-user interactions, etc.
2. **User-driven:** require that systematic changes to a user’s content be based on that user’s input.
3. **Low-cost:** allow (near) optimal operation, according to some reward function (e.g., profits).
4. **Diversity-inducing:** encourage the curation of more diverse content in a user’s feed.

One important conclusion is that, although the stakeholder perspectives may seem in tension with one another, any regulation satisfying these properties *collectively alleviate* the social, legal, and financial concerns of all four stakeholders. In Sections 3-4, we formalize a regulatory procedure, showing that it is possible to achieve all four desiderata simultaneously. This section is summarized in Fig. 1.

2.1 Stakeholder #1: the user’s perspective

From the user’s perspective, the SMP should provide content that is *user-driven*. This notion has two implications. First, that the user has say in the content she is shown with her input eliciting an appropriate response. Second, that the user is presented with *diverse* content, thereby allowing her to choose the items (e.g., ads, articles) with which she would like to engage. For example, a single click (e.g., a like) should not cause a large distribution shift or sudden concentration of similar content.

To design a user-driven AF regulation, we introduce the notion of *consent*. We refer to consent not in terms of the sharing of private information, but in terms of a user’s control over the service she is being provided (e.g., over her own feed or ads [60]). For example, consent may be given through indicators, such as friending, following, liking, or agreeing to ads. A *consent-based regulation* (CBR) then examines how the SMP deviates from the consumer-provider relationship to which the user agreed to enter. In this way, a CBR gives each user more *agency* over her feed. It also provides a natural alternative to brittle, one-size-fits-all regulations, making it more flexible and long-lasting (see Section 2.2). Note that a CBR does not restrict feeds to containing only content that has received consent. Rather, it uses consent as a guideline (see Section 2.2), and we later prove that our CBR incentivizes greater content diversity. Determining precisely what qualifies as consent is important but beyond the scope of this work, and discussions on the topic can be found in [64, 60, 40].

2.2 Stakeholder #2: the regulator’s perspective

From the regulator’s perspective, a regulation should be: (1) consistent with the relevant social and legal norms; (2) enforceable; and (3) adaptable in that it should remain appropriate, even under changing circumstances. We claim it is sufficient to require that the regulation is natural, as follows.

All regulations must ultimately draw a line, on one side of which the regulated behavior is penalized. Two difficult questions arise: (a) Where should the line be drawn, and (b) Who makes this decision? For (a), one naïve option is to draw the line globally (e.g., articles with more than X false statements are labeled unreliable). However, this one-size-fits-all approach is highly subjective, brittle (i.e., does not adapt well), and easily subject to adversarial hacks. For this reason, regulations that are *context-dependent* are more effective (e.g., why did Facebook show this ad to certain users but not others, and is this consistent with our social values and legal norms?). For (b), one option is the SMP. However, this creates a conflict of interest and sets dangerous precedents (e.g., further extends the reach of big tech). Another option is a set of experts, which removes the conflict of interest and provides a well-informed decision. A third option is the user; as detailed in Section 2.1, CBRs have many benefits, including empowering the user and aligning the regulation with user preferences.

We combine the latter two options to create what we term a *natural* reference: the dimension along which the line is drawn is based on user *consent* (see Section 2.1), and the line’s location along this dimension is determined by domain experts. In addition to being *user-driven*, a natural regulation is also *context-dependent*, meaning that judgments about the regulated behavior depend on legal and social norms, and decisions are made on a platform- and user-basis. As such, natural regulations have desirable properties of online governance, including being user-driven, normative, and adaptable.

2.3 Stakeholder #3: the market perspective

From the market perspective, a regulation should not place undue financial burdens on the involved parties. In particular, it should allow SMPs to retain revenue sources so that they can continue to provide their services; users to access the goods (e.g., information, connections, recommendations) that they expect on the SMP; and advertisers to maintain exposure to potential customers.

We claim that such regulations must meet three criteria. First, one traditionally expects a tension between the social and market perspectives in the form of a *regulation-reward tradeoff*. However, such a tradeoff does not necessarily exist. It is indeed possible that there are multiple (near) “optimal” solutions—measured according to some objective function, such as profits or number of clicks—and not all are prohibited by the regulation. In these situations, it is possible for the regulation to guide the SMP to alternate (near) optimal solutions. Such regulations are *low-cost*. Additionally, low-cost regulations can preserve the advertiser-consumer market by being *user-driven* and *diversity-inducing*. These properties allows users to indicate the goods they are interested in from a sufficiently diverse set of choices, which also gives advertisers better exposure and understanding of the user’s interests.

2.4 Stakeholder #4: the social perspective

We conclude with the primary motivation of this work: mitigating the negative side effects of AF. In this section, we observe that many of the side effects are instances of information misrepresentation (see Fig. 2), which can be addressed by increasing content diversity relative to an appropriate baseline.

There are primarily two mechanisms by which SMPs shape information. One is *algorithmic filtering* (AF) [14], which is the selection of the content shown to a user, performed by the SMP to maximize revenue or user engagement. Another is the *filter bubble* (FB) [59], which is a state of information isolation that occurs when a user is primarily shown content reinforcing her current beliefs. This

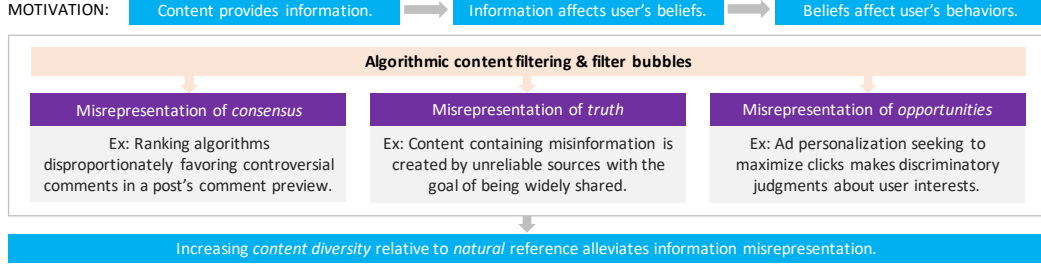


Figure 2: Social perspective: the effects of information misrepresentation on users (Section 2.4).

work focuses on AF for two reasons: it requires algorithmic design, which allows it to be regulated, and AF can also be used to mitigate FBs. AF is closely related to popular machine learning topics, including personalization algorithms [14] and recommender systems [50].

As detailed in Section 1, a wide range of issues can be traced to the same root concern that SMPs influence user learning and behavior through information filtering. In fact, we propose that many of the problematic outcomes on social media are instances of *information misrepresentation* (IM), which is illustrated via examples in Fig. 2. Motivated by this unifying perspective, we focus on addressing IM and make the following observation about its relationship to content diversity.

Key observation: *Information misrepresentation is alleviated by increasing content diversity relative to a natural reference.* Intuitively, IM occurs when content is “biased” with respect to some reference and can be alleviated by increasing content diversity. However, choosing an appropriate reference against which to increase content diversity remains opaque. We propose that such a reference must be *natural*. As defined in Section 2.2, natural references are advantageous because they are user-driven, normative, and adaptable. Using a natural reference, content is considered locally biased (e.g., with respect to the user, platform, and relevant norms) when it deviates significantly *in distribution* from the content to which that user has consented. Critically, one compares distributions rather than specific parameters, which is important because distributions capture uncertainty. This nuance is key because uncertainty plays large role in decision-making (e.g., FBs are problematic because they convey certain opinions with high certainty). For a more details, see Appendix B.

Example: Suppose female user X joins an SMP and, without regulation, the ads shown to X would favor beauty products. Increasing ad diversity gives X more options and ensures that the ads are not based on unjustified inferences. If, even with diverse options, X mostly clicks on ads relating to beauty, then the natural distribution of X shifts to favor these products, and showing X more beauty products in the future would *not* be a violation of regulation. However, if X only clicks on ads relating to books but the SMP continues to increase the proportion of (i.e., narrow the distribution around) beauty ads, then the regulation is violated. Note that presenting X with diverse options from which the SMP learns X’s interests also improves X’s user experience and better matches ads to the user.

Increasing content diversity relative to an appropriate reference has precedence in the literature and lies at the heart of many efforts to remedy bias, misinformation, FBs, and more [14, 15, 81, 76]. Note that our work focuses on AF and not, for example, detecting fake news [68] or hate speech [23].

3 Formalizing regulation

In this section, we formalize the framework in Section 2 and use it to construct a *context-dependent* and *user-driven* regulatory procedure that *provably mitigates the effect of AF on user learning*.

3.1 Setup

Consider a specific user and SMP. Let $\mathcal{P} = \{p_{\mathbf{z}}(\cdot; \boldsymbol{\theta}) : \boldsymbol{\theta} \in \Theta\}$ and the user’s feed at time $t \geq 0$ be represented by $Z^{(t)} \sim p_{\mathbf{z}}(\cdot; \boldsymbol{\theta}^{(t)})$, where $Z^{(t)} = \{\mathbf{z}_1^{(t)}, \dots, \mathbf{z}_m^{(t)}\}$, $\mathbf{z}_i^{(t)}$ correspond to individual pieces of content, and $\boldsymbol{\theta}^{(t)}$ is latent to the user. In the static or time-invariant setting, $\boldsymbol{\theta}^{(t+1)} = \boldsymbol{\theta}^{(t)}$ for all t .

As the user browses through her feed, she implicitly forms a belief $q_{\mathbf{z}}(\cdot|Z^{(t)})$ based on her observations $Z^{(t)}$. Suppose that $q_{\mathbf{z}}(\cdot|Z^{(t)}) \in \mathcal{P}$ such that $q_{\mathbf{z}}(\cdot|Z^{(t)}) = p_{\mathbf{z}}(\cdot; \hat{\boldsymbol{\theta}}^{(t)})$. In other words, $\hat{\boldsymbol{\theta}}^{(t)}$ parameterizes the user’s belief at time t . Let the estimator $\mathcal{A}^{(t)}$ represent the user’s learning behavior such that $\hat{\boldsymbol{\theta}}^{(t+1)} = \mathcal{A}^{(t)}(Z^{(t)}, \hat{\boldsymbol{\theta}}^{(t)})$. For notational clarity, we omit the time index t until Section 3.

3.2 Learning divergence

Recall that a natural reference is a benchmark derived from consent (see Section 2.1). Let Z_F denote the user's filtered feed and Z_N denote what would have been her natural feed, where $|Z_N| = |Z_F| = m$. Let the generative models that produced these feeds be denoted by $\theta_N, \theta_F \in \Theta$, respectively.

As discussed above, the user implicitly learns a model from her feed. With enough evidence, the user gains confidence in her model, using it to make decisions. Both the learned model and the user's confidence in it are captured by the belief parameters $\tilde{\theta}$. Therefore, determining the impact of AF on user learning and decision-making is a matter of comparing the learning outcomes $\tilde{\theta}_N$ and $\tilde{\theta}_F$.

This impact can be formalized using hypothesis testing [26]. Let there be two hypotheses. The null hypothesis $H_0 : \theta_N = \theta_F$ corresponds to the decision that the user's beliefs under natural and filtered feeds are sufficiently similar. The alternative hypothesis is $H_1 : \theta_N \neq \theta_F$. Then, rejecting the null hypothesis with high confidence implies that AF causes significantly different learning outcomes, which we term *learning divergence*. The goal of regulation is to mitigate learning divergence.

3.3 Regulatory procedure

We now construct a data-driven regulatory procedure that moderates learning divergence. Since learning divergence is measured with respect to a natural reference, the regulation is both user-driven and context-dependent by construction, thereby *satisfying two of the desiderata* from Section 2.

The framework for detecting learning divergence in Section 3.2 depends on the user's learning behavior \mathcal{A} , which may be unknown. The following result shows that the regulator can prevent learning divergence *without knowledge of \mathcal{A}* . Specifically, it specifies a way to detect learning divergence regardless of \mathcal{A} using the well-known uniformly most powerful (UMP) hypothesis test.

Lemma 1 ([36], Theorem 1). *Consider a one-sided binary composite hypothesis test of $H_0 : \mathbf{w} \sim p_{\mathbf{w}}(\cdot; \eta), \eta \leq \eta_b$ against $H_1 : \mathbf{w} \sim p_{\mathbf{w}}(\cdot; \eta), \eta > \eta_b$, where η_b is known. Let $\Omega_0 = \{\eta : \eta \leq \eta_b\}$, $\Omega_1 = \{\eta : \eta > \eta_b\}$, and $\Omega = \Omega_0 \cup \Omega_1$. Let ϵ be the allowable false positive rate. If the uniformly most powerful (UMP) test exists, then it is defined by the following decision rule: reject H_0 when the MVUE of $\eta \in \Omega$, denoted by $\tilde{\eta}^+$, satisfies $\tilde{\eta}^+ > \eta_\epsilon$, where $P(\tilde{\eta}^+ > \eta_\epsilon | H = H_0) = \epsilon$.*

In words, designing the regulation to prevent learning divergence for a user whose learning is given by the MVUE \mathcal{A}^+ also *ensures that it simultaneously prevents learning divergence for all other users*. In our setting, $\eta = d(\theta_F, \theta_N)$ and $H_0 : d(\theta_F, \theta_N) = 0$. Motivated by this result, the regulator need only consider the MVUE \mathcal{A}^+ rather than enumerating through all possible users and deducing their learning behaviors, which may be costly or infeasible.

Thus, the regulatory procedure is as follows. The regulator applies the MVUE to Z_N and Z_F , to obtain the estimates $\tilde{\theta}_N^+$ and $\tilde{\theta}_F^+$. These estimates are used to decide whether to reject the null hypothesis H_0 (i.e., choose H_1). Let the regulator's decision be denoted as $\tilde{H} \in \{H_0, H_1\}$. Then, we let $\tilde{H} = H_1$ when the learning outcomes $\tilde{\theta}_N^+$ and $\tilde{\theta}_F^+$ are sufficiently different as measured by a distance metric $d(\cdot, \cdot)$, and $\tilde{H} = H_0$ otherwise. As such, learning divergence can be formalized as follows.

Definition 1 (ϵ -rejection). *Given $\epsilon \in (0, 1)$, the regulator decides $\tilde{H} = H_1$ when $d(\tilde{\theta}_N^+, \tilde{\theta}_F^+) > \delta_\epsilon$, where $\delta_\epsilon > 0$ is chosen so that $\mathbb{P}(\tilde{H} = H_1 | H_0) = \epsilon$, and $\tilde{H} = H_0$ otherwise. This rule detects learning divergence with $(1 - \epsilon)$ confidence.*

The goal of regulation is to reduce the occurrence of learning divergence, as follows.

Definition 2 ((α, ϵ) -regulation). *For $\alpha, \epsilon \in (0, 1)$, the regulator requires that ϵ -rejection occur with frequency no more than α .*

α and ϵ control the strictness of regulation and, as discussed in Section 2.2, are determined by domain experts. Intuitively, α represents the allowance the regulator gives to the SMP, and ϵ represents the maximum false positive rate the regulator is willing to accept when deciding to investigate the SMP for a regulation violation. As such, the regulator wishes to keep ϵ small. In some cases, it may be difficult to solve $\mathbb{P}(d(\tilde{\theta}_N^+, \tilde{\theta}_F^+) > \delta_\epsilon | H_0) = \epsilon$ in Definition 1 with equality. In this scenario, the regulator can upper bound the left-hand side, then solve for equality, which still ensures that the false positive rate is at most ϵ . A pseudocode-style description of the regulation is included in Appendix C. We also defer several procedural details (e.g., access Z_N and Z_F , definition of features \mathbf{z}) to Appendix C, noting that these issues do not prevent the proposed procedure from being operationalized.

It is worth a remark that our analysis has parallels with the field of differential privacy (DP) [29, 30], which explores how to protect individual privacy while preserving group-level trends in datasets by, similarly to our work, comparing distributions under various interventions [78]. However, it differs in several key ways, including: (1) the masking of attributes of individual units (e.g., posts) are not critical in AF regulation whereas they are central to DP; (2) operationally, the SMP selects from an existing collection of content and cannot add noise to a piece of content, which is the primary mechanism of DP; and (3) the difference in settings elicits an entirely new set of questions, stakeholders, tradeoffs, and metrics that require a separate, tailored analysis.

3.4 Cost of Regulation

In this section, we turn from the regulator’s perspective to the SMP’s perspective. Under a given (α, ϵ) -regulation, the SMP avoids receiving a penalty by performing *hypothesis matching*, as follows.

Definition 3 ((α, ϵ) -matching). *The SMP ensures with $(1 - \alpha)$ -confidence that ϵ -rejection does not occur by choosing θ_F relative to θ_N such that $d(\tilde{\theta}_N^+, \tilde{\theta}_F^+) > \delta_\epsilon$ with frequency no more than α .*

Intuitively, the easier it is for the user to learn the generative model with high certainty, the more similar θ_F and θ_N must be to meet regulation. For generality, suppose that the generative model parameters θ_F and θ_N are determined by hyperparameters ϕ_F and ϕ_N such that $\theta_F = h(\phi_F)$ and $\theta_N = h(\phi_N)$ for some deterministic function $h(\cdot)$. Let $\Phi = (m, \phi_N, \phi_F)$ be the full set of hyperparameters. The SMP’s objective is to maximize its reward R (e.g., profits, accuracy) while meeting regulation by performing (α, ϵ) -matching as follows:

$$\max_{\phi_F} R(\Phi) \quad \text{such that} \quad \mathbb{P}\left(d(\tilde{\theta}_F, \tilde{\theta}_N) > \delta_\epsilon | \Phi\right) < \alpha. \quad (1)$$

This can be viewed as robust optimization [8, 80] and, depending upon the constraint and reward function, computationally simple or challenging. In this work, we study how regulation affects the SMP’s cost, as defined next. Let ϕ_F^* be the solution to (1) and $\Phi^* = (m, \phi_N, \phi_F^*)$.

Definition 4 (Feasible set). *The feasible set is defined as the set of values for ϕ_F given m and ϕ_N such that the regulatory constraint in (1) is satisfied.*

Definition 5 (Cost of regulation). *The cost of regulation is defined as the difference between the maximum rewards with and without regulation: $(\max_{\phi_F} R(\Phi)) - R(\Phi^*)$.*

Intuitively, a low cost of regulation is desirable and arises when the feasible set is sufficiently large. Definition 5 mirrors the “price” of robustness or fairness studied in other works [10, 9].

3.5 Content diversity

Lastly, by the observation in Section 2.4, measuring content diversity is vital to alleviating information misrepresentation, motivating this final definition.

Definition 6 (Content diversity). *The diversity of a feed Z is given by its information entropy [38].*

4 Illustrating effects of the proposed regulation

In Section 3, we constructed a regulation that satisfies two of the four regulation desiderata. In this section, we illustrate our regulatory procedure by applying it to the linear dynamical systems setting and prove that it is possible to satisfy all four desiderata simultaneously. Our main findings are:

- The cost of regulation is generally high when the user can learn θ_N and θ_F with high certainty.
- Impossibility result: In time-invariant analysis, the filtered content must have (nearly) identical distributional characteristics to those of the natural content in order to meet regulation in the long term. This implies that the cost of regulation can be high in the time-invariant case.
- Positive result: In the more realistic time-varying analysis, there are conditions under which the *cost of regulation* is low or even zero. Furthermore, in these settings, the regulation actually incentivizes the SMP to *increase content diversity* in order to maximize its reward.

The positive result implies that it is in the SMP’s interest to adopt the regulation since doing so allows them to demonstrate that they are socially responsible while making a small financial sacrifice. It also implies that the regulation aligns social and financial interests. In other words, when the appropriate conditions hold, there is no regulation-reward tradeoff. Interestingly, recall that the only design goal of our proposed regulation was to reduce learning divergence. Yet, by doing so with respect to a *natural* reference, the proposed regulation also produces desirable social and financial outcomes.

While the linear dynamical system is simple and utilized here for illustrative purposes, it is representative of much broader setting, cf. linear approximation via the kernel trick [65] and the universality of Gaussian distributions [39, 35]. All proofs can be found in Appendix D. To obtain precise results, we make the following assumption in our analysis.

Assumption 1. *The regulator estimates tail probabilities for $\tilde{\theta}_N^+$ and $\tilde{\theta}_F^+$ using finite-sample Gaussian and sub-Gamma concentration inequalities (the precise forms can be found in Appendix D).*

4.1 Time-invariant linear setting: high cost of regulation

In the time-invariant linear setting, the feed Z consists of pieces of content $\mathbf{z}_i = (y_i, \mathbf{x}_i)$, where:

$$y_i = \beta^\top \mathbf{x}_i + u_i, \quad (2)$$

each \mathbf{z}_i corresponds to an individual piece of content with covariates $\mathbf{x}_i \in \mathbb{R}^r$ and outcome $y_i \in \mathbb{R}$ (e.g., y_i is the sentiment associated with the topic \mathbf{x}_i), and $u_i \stackrel{\text{i.i.d.}}{\sim} \mathcal{N}(0, \rho^2)$ is independent of \mathbf{x}_i . Let $x_{i,1} = 1$ and $|x_{i,k}| > 0$ for all $i \in [m]$ and $k \in [r]$. Let m be the number of items the user has observed, $\mathbf{y} = [y_1, \dots, y_m]^\top \in \mathbb{R}^m$, $X = [\mathbf{x}_1, \dots, \mathbf{x}_m]^\top \in \mathbb{R}^{m \times r}$ be the full-rank (non-random) design matrix, $D = (X^\top X)^{-1} \in \mathbb{R}^{r \times r}$, $\Sigma = \rho^2 D_{kk} \in \mathbb{R}^{r \times r}$, $\sigma_k^2 = \Sigma_{kk}$, and $\rho^2 > 0$. This setting is time-invariant because the system parameters $\beta \in \mathbb{R}^r$ and $\rho \in \mathbb{R}$ are fixed across time.

Recall that the regulation limits learning divergence by requiring that the learning outcomes under filtered and natural content are sufficiently close with high probability. In the linear setting, the relationship between \mathbf{x} and y that the user implicitly learns is determined by $\tilde{\beta}$. As such, the user's learning outcome is governed by the parameters θ that determine the distribution of $\tilde{\beta}$. In Appendix D, we verify that the MVUE gives estimates $\tilde{\beta}_k \sim \mathcal{N}(\beta_k, \sigma_k^2)$ for $k \in [r]$. Therefore, in the notation of Section 3, the appropriate parameters in this setting are $\theta = (\beta_1, \dots, \beta_r, \sigma_1^2, \dots, \sigma_r^2)$.

Let θ_N and $\tilde{\theta}_N$ denote the generative model and the MVUE estimates (we omit the “+” superscript) for the filtered feed Z_F , respectively. Let θ_F and $\tilde{\theta}_F$ be defined analogously for the natural feed Z_N . Finally, recalling that $\Phi = (m, \phi_N, \phi_F)$, let $\phi_N = (\beta_N, D_N, \rho_N)$ and $\phi_F = (\beta_F, D_F, \rho_F)$. For the remaining analysis, let $d(a, b) = |a - b|$. With slight abuse of notation, let $\sigma_{0,k}^c := \sigma_{N,k}^c + \sigma_{F,k}^c$ and $\sigma_{0,k}^{2\vee 4} := \max(\sigma_{0,k}^2, \sigma_{0,k}^4)$. Let $\bar{K} = K$ if $\sigma_{0,k}^2 > \sigma_{0,k}^4$ and $\bar{K} = \sqrt{K}$ otherwise. Lastly, define:

$$p_K := \exp \left(-\frac{m-r}{4\sigma_{0,k}^{2\vee 4}} \left(\frac{\sigma_{0,k}^2(K-1)}{K} - 1 \right) \right), \quad S_K(\kappa) := 2(1-p_K) \left(\frac{\epsilon}{2} \right)^{\frac{1}{\kappa}} + 2p_K.$$

Theorem 2. *Consider (2) and let $\gamma \in [0, \alpha]$. Then, under Assumption 1, (α, ϵ) -regulation is met if, for all $k \in [r]$, $\beta_{F,k}$ satisfies:*

$$|\beta_{F,k} - \beta_{N,k}| := d_{\beta_k} \leq \sup_{\{K: K \geq 1 \cap \gamma \geq r S_K(K)\}} \sqrt{2\sigma_{0,k}^2} \left(\sqrt{\frac{1}{K} \ln \left(\frac{2}{\epsilon} \right)} - \sqrt{\ln \left(\frac{2(1-p_K)}{\gamma/r - 2p_K} \right)} \right), \quad (3)$$

and $\sigma_{F,k}^2$ satisfies:

$$|\sigma_{F,k}^2 - \sigma_{N,k}^2| := d_{\sigma_k^2} \leq \sup_{\{K: K \geq 1 \cap \gamma \leq \alpha - r S_{\bar{K}}(K)\}} \frac{4\sigma_{0,k}^{2\vee 4}}{m-r} \left(\frac{1}{K} \ln \left(\frac{2}{\epsilon} \right) - \ln \left(\frac{2(1-p_{\bar{K}})}{(\alpha - \gamma)/r - 2p_{\bar{K}}} \right) \right).$$

Theorem 2 characterizes the effect of the regulation on the SMP's feasible set, which upper bounds the allowable distances d_{β_k} and $d_{\sigma_k^2}$. The theorem implies the following impossibility result that there are no long-term feasible solutions other than trivial ones in the time-invariant linear analysis.

Corollary 3. *As $m \rightarrow \infty$, the feasible set contains only the trivial solutions ϕ_F for which $\theta_F = \theta_N$.*

Intuitively, as more samples arrive, the estimates $\tilde{\theta}_N, \tilde{\theta}_F$ improve, making it increasingly easy for the regulator to detect learning divergence if $\theta_N \neq \theta_F$, which implies that the *cost of regulation is high*. This result shows that the regulation should not be based on a time-invariant analysis for two reasons. First, time-invariance does not hold true in the real world. Second, one can draw incorrect conclusions from this less realistic analysis: namely, that regulation imposes a high cost on the SMP.

Note that the bounds in (3) are of the same order as those expected of the MVUE estimate $\tilde{\beta}_k$, for which the distance decays as $1/\sqrt{m}$. In addition, although we use the L1 norm, our approach is agnostic to the precise definition of d as long as d is a valid distance metric (see Appendix C).

4.2 Cost and content diversity in time-varying linear setting

In this section, we study the more realistic, time-varying setting. Instead of (2), suppose that:

$$\beta^{(t)} = A\beta^{(t-1)} + v^{(t)}, \quad y = X^{(t)}\beta^{(t)} + u^{(t)}, \quad (4)$$

where $v^{(t)} \sim \mathcal{N}(0, Q)$ and $u^{(t)} \sim \mathcal{N}(0, \rho^2 \mathbb{I}_m)$ are independent white processes [3]. Similarly to the time-invariant setting, we show in Appendix C that the MVUE estimates $\tilde{\beta}_k^{(t)}$ are Gaussian. We therefore adopt the same conventions as those in Section 4.1 with two differences. First, $\sigma_{t,k}^2 = P_{t,kk}$, where $P_t = \bar{P}_t - \bar{P}_t X_t^\top (X_t \bar{P}_t X_t^\top + \rho^2 \mathbb{I}_m)^{-1} X_t \bar{P}_t$ and $\bar{P}_t = A P_{t-1} A^\top + Q$ (the time index is temporarily moved to the subscript). Second, $\phi^{(t)} = (\beta^{(t)}, D^{(t)}, \rho, Q)$. Note that A is exogeneous.

To contrast the time-varying analysis against the time-invariant one, we show that, even under a very strict version of the regulation, the feasible set for the SMP is non-trivial. To do so, we adapt Theorem 2 to the time-varying case under a strict version of the regulation (see Appendix D for details).

Corollary 4. *Consider (4). Then, under Assumption 1, $\phi_F^{(t)}$ meets (α, ϵ) -regulation for a given m and $\phi_N^{(t)}$ as long as $\phi_F^{(t)}$ satisfies (3) with $\gamma = \alpha$, $\sigma_{N,k}^2 = \sigma_{F,k}^2 = P_{N,kk}^{(t)}$, $p_K = 0$, and $K = 1$.*

We use Corollary 4 to derive the next result, which says that when the world is time-varying (i.e., m is finite), the feasible set *always contains non-trivial solutions*, even in the long term.

Proposition 5. *If $m < \infty$, there exists $\Phi^{(t)}$ that meets regulation such that $d_{\beta_k}^{(t)} > 0$, even as $t \rightarrow \infty$.*

Intuitively, this occurs because a changing world *adds uncertainty*, making it less likely for the user to develop the strong, long-lasting beliefs from a filtered feed that result in learning divergence. Recall that a large $d_{\beta_k}^{(t)}$ is desirable, because a larger feasible set implies a lower cost of regulation. In fact, there are conditions under which there is *no cost* to meeting the regulation, as shown next.

Proposition 6. *If the $R(\Phi) = R(d_\beta)$ such that the reward R is a strictly concave function of d_β , then, for every time step t , there exists $\Phi^{(t)}$ such that the cost of regulation is arbitrarily small. If, in addition, $R(d_\beta)$ has a finite maximum, then there exists $\Phi^{(t)}$ for which there is no cost of regulation.*

In many cases, R satisfies these conditions. For instance, if R tracks the number of times a user purchases an advertised product, there is a tradeoff between showing products that are new to the user (high d_β) and those that are related to the user's interests (low d_β). Such a relation implies a strictly concave, finite-maximum $R(d_\beta)$. Intuitively, the low- (or zero-) cost solution in Proposition 6 exists when Z_N is sufficiently diverse. However, this condition is not strictly necessary, as discussed next.

Lemma 7. *Suppose that Q_N, Q_F, ρ_N^2 , and ρ_F^2 in (4) are time-varying and latent to the user [20]. Let the reward function R satisfy the same conditions as in Proposition 6. Then, at least one minimum-cost filtered feed $Z_{F,*}^{(t)}$ has content diversity that is strictly greater than that of $Z_N^{(t)}$.*

In other words, there are conditions under which *the regulation naturally incentivizes the SMP to the increase content diversity* of $Z_F^{(t)}$ relative to $Z_N^{(t)}$ because doing so increases the SMP's reward (e.g., profit). Since the user interacts with her feed, increasing the content diversity at time t can result in a more diverse $Z_N^{(t+1)}$, leading to a more diverse $Z_F^{(t+1)}$, and so on. The ability of this interplay to bring about long-term changes (e.g., systematically reducing FBs) is the subject of a future work.

4.3 Interpreting the results

Recall that increasing the size of the feasible set generally decreases the cost of regulation. The feasible set, cost of regulation, and content diversity are defined in Section 3.

In the time-invariant linear setting of Section 4.1, the results are summarized as follows:

- Meeting regulation restricts the feasible set by upper bounding the distances d_{β_k} and $d_{\sigma_k^2}$.
- The feasible set grows when the regulator gives the SMP more allowance (higher α) or makes the definition of learning divergence more strict (lower ϵ).
- The SMP can further lower cost by adding uncertainty (i.e., increasing $\sigma_{F,k}^2$). Since $\sigma_{F,k}^2 = \rho_F^2 D_{F,kk}$, adding uncertainty can be done by curating the content to have high noise ρ_F^2 relative to the covariate spread $1/D_{F,kk}$ (i.e., *increasing content diversity*).
- There are always many feasible solutions since $\sigma_{F,k}^2$ is a product of two hyperparameters.
- By Corollary 3, the long-term cost of regulation is generally high in the time-invariant analysis. Since time-invariance is unrealistic, this result motivates a time-varying analysis, as follows.

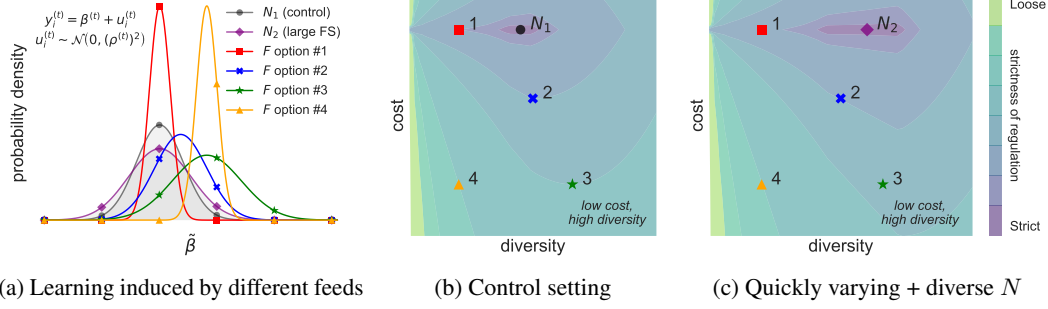


Figure 3: Illustrating regulation's effect on user learning, content diversity, and the SMP's reward.

In the more realistic, time-varying linear setting of Section 4.2, we find that the regulation can be low-cost and remove the regulation-reward tradeoff. The results are summarized as follows:

- The feasible set is large when α is large, ϵ is small, or the world evolves quickly.
- By Proposition 5, the feasible set always contains non-trivial solutions even in the long term.
- In fact, by Proposition 6, there are conditions under which the *cost of regulation is arbitrarily low or zero*. Intuitively, this occurs because regulation places some restrictions but leaves several degrees of freedom that allow the SMP to find a profitable solution.
- By Lemma 7, there are conditions under which the SMP is naturally incentivized to *increase content diversity* in order to lower costs. This result implies that the regulation can serve to align social and financial interests in contrast to the classical regulation-reward tradeoff.

5 Illustrative examples

We present an experiment summarizing the findings in Section 4.2 (more simulations can be found in Appendix F). For this section only, we abbreviate Z_N to N and Z_F to F . Consider (4) with time-varying $Q^{(t)}$ and $\rho^{(t)}$. To simplify the visualization, suppose $r = 1$. Fig. 3a visualizes examples of belief that the MVUE user would learn for $\tilde{\beta}^{(t)}$ based on the SMP's choice of feed, indicated in the legend. Then, in Fig. 3b and 3c, we consider two settings. Fig. 3b corresponds to the control setting with N_1 , and Fig. 3c corresponds to a more diverse N_2 and more quickly varying world. The color map indicates regulations with different levels of strictness (i.e., α and ϵ) with the scale on the far right. Each level curve on the color map marks the boundaries of the feasible set for a specific choice of regulation, where strict regulations only allow choices in the immediate neighborhood of N .

Two key observations follow. First, as they move away from the left, the level curves decrease, then reach a minimum. As such, the SMP lowers its cost by increasing content diversity subject to the boundaries imposed by the regulation, showing that the regulation aligns social and financial interests. Second, the level curves in Fig. 3b and 3c correspond to the same regulations, but their minimums in Fig 3c are lower and farther right. This verifies that, under the same regulation, reward and diversity are greater when N is diverse and the user's learned beliefs have sufficiently high uncertainty. As discussed below Lemma 7, it is possible for the SMP to realize the second setting in the long term.

6 Conclusion

A large portion of the content on social media is algorithmically filtered by the platform, begging the question: How does AF affect user learning and decision-making? In this work, we mathematically formalize this relationship and construct a regulatory procedure that provably mitigates the influence of AF. We also show that this regulation balances key social, legal, and financial perspectives by proving that it satisfies four desiderata. In particular, while one might conjecture that there is a tradeoff between the SMP's financial reward and content diversity, we show that, under certain conditions, our proposed regulation aligns the social and financial interests of AF. Our results motivate several paths for future work. First, we hope to extend our analysis to more general non-linear settings and show analogous results. Second, we aim to build on the discussion of dynamics at the end of Section 4.2 and draw direct connections between our work and related phenomena, such as FBs and the spread of fake news. Lastly, we plan to operationalize our procedure using real social media content.

Broader Impact

The aim of this work is to study the effects of algorithmic content filtering (or curation) in social media. In light of both the problems and benefits of social media, this work seeks to make two contributions that may have broader impact. Our primary motivation is to mitigate the negative side effects of algorithmic filtering (AF) by directly addressing a question at the heart of many issues on social media. Aware of the difficulties surrounding regulations and their enforcement, our second aim is to construct a regulation that is anchored by social, legal, and financial considerations with the intention of designing a regulation that is both beneficial to society as well as practical.

Our hope is that this work can contribute to the ongoing conversations on social media platforms (SMPs) and provide a potential regulatory framework for AF. The aim is to alleviate various negative social outcomes (e.g., discriminatory advertising, polarizing comments, spread of fake news) while appreciating the importance of free speech and public discourse; giving users more control over their social media experience; avoiding brittle, quick-fix regulatory solutions that may set harmful precedents; and recognizing the financial benefits of AF for SMPs, influencers, advertisers, etc. As such, we sought to consider the consequences of our proposed regulation on various stakeholders.

The main stakeholders that may benefit or lose from this work are users, influencers, advertisers, and SMPs. One of our main focuses in this paper is on the regulation-reward tradeoff, which classically would benefit users by placing a cost on SMPs, advertisers, and influencers (or vice versa). However, a main point in our work is to show that one consequence of our regulation is that this tradeoff is not inevitable. In fact, under the proposed regulation, we specify conditions under which the SMP incurs little to no cost and that these conditions actually align social and financial interests. As such, our work should, by design, benefit the user by giving them more agency over their feeds and mitigating the negative social side effects of AF. If, in addition, the conditions we discuss are also met, then other involved parties (e.g., the SMP) would incur a low cost under regulation. However, we acknowledge that unexpected outcomes can occur, and it is possible for the regulation to place a non-negligible financial cost on the SMPs and advertisers.

Due to the increasing ubiquity of social media, this work touches on many topics, including filter bubbles, fake news, hate speech, political divisiveness, privacy, and consent, among others. To the best of our abilities, we attempt to acknowledge and address the issues related to our work by considering various perspectives of our proposal, explicitly mentioning what problems are within the scope of this work, providing more detailed discussions in the Supplementary Material, and pointing to appropriate references. However, there may be angles that we have missed. There is also the potential to misuse the proposed framework. For instance, if a SMP decided to adopt our procedure as a self-regulatory measure, the outcome would depend on how seriously the SMP engages in conversations on consent (one of concepts underpinning our proposal). We choose to not define consent because its definition is normative (e.g., will depend on the society in which it is enforced). Another potential misuse would be adversarially designing the features that represent content such that the regulation is ineffective. However, a good-faith effort to choose and test these features appropriately should resolve this issue. Lastly, one might be concerned with the use of user feeds to detect regulation violation, but we believe that simple measures could be taken to protect user privacy. As discussed in the Supplementary Material, we propose that, with appropriately designed features, both the user's identities and the meaning behind the features could be masked since they do not affect regulation enforcement. Therefore, with carefully laid out but reasonable measures, the user data would remain private and anonymous.

Our work does not use a training procedure with data. As such, the common forms of bias that appear in machine learning works are not present. To the best of our knowledge, the only mode by which "bias" appears in our work is through the notion of consent, as different definitions of consent could result in different regulatory outcomes. We believe that deciding what qualifies as consent should reflect the values and norms of the society in which the regulation is enforced. While we briefly discuss consent in our paper, we assert that it deserves a much more serious conversation involving social and legal experts that is out of the scope of this work. As a final note, one implicit source of bias could be in the selection of the model family Θ , which is a decision made by the regulator (i.e., we provide a general framework and do not restrict regulation to a specific Θ).

Acknowledgments and Disclosure of Funding

This work is supported by a fellowship from the Massachusetts Institute of Technology (MIT) Institute for Data, Systems, and Society (IDSS) via the OCP group.

References

- [1] Daron Acemoglu, Munther A. Dahleh, Ilan Lobel, and Asuman Ozdaglar. Bayesian Learning in Social Networks. *The Review of Economic Studies*, 78(4):1201–1236, 2011.
- [2] Ali Abdallah Alalwan, Nripendra P. Rana, Yogesh K. Dwivedi, and Raed Algharabat. Social media in marketing: A review and analysis of the existing literature. *Telematics and Informatics*, 34(7):1177–1190, 2017.
- [3] Brian D. O. Anderson and John B. Moore. *Optimal Filtering*. Dover Books on Electrical Engineering, Dover Publications, January 2005.
- [4] Julia Angwin, Ariana Tobin, and Madeleine Varner. Facebook (Still) Letting Housing Advertisers Exclude Users by Race, 2017.
- [5] Abhijit Banerjee. A Simple Model of Herd Behavior. *The Quarterly Journal of Economics*, 107(3):797–817, 1992.
- [6] BBC News. Social Media: How Can Governments Regulate It? <https://www.bbc.com/news/technology-47135058>, April 2019.
- [7] Hal Berghel. Lies, Damn Lies, and Fake News. *Computer*, 50(2):80–85, 2017.
- [8] Dimitris Bertsimas, David B. Brown, and Constantine Caramanis. Theory and Applications of Robust Optimization. *SIAM Review*, 53(3):464–501, 2011.
- [9] Dimitris Bertsimas, Vivek F. Farias, and Nikolaos Trichakis. The Price of Fairness. *Operations Research*, 59(1):17–31, 2011.
- [10] Dimitris Bertsimas and Melvyn Sim. The Price of Robustness. *Operations Research*, 52(1):35–53, 2004.
- [11] Barbara Bogacka. Chapter 2: Elements of Statistical Inference. http://www.maths.qmul.ac.uk/~bb/MS_NotesWeek10a.pdf.
- [12] Stéphane Boucheron, Gábor Lugosi, and Pascal Massart. *Concentration Inequalities: A Nonasymptotic Theory of Independence*. Oxford University Press, 2013.
- [13] Stephen Boyd. Lecture 8: The Kalman filter. <https://stanford.edu/class/ee363/lectures/kf.pdf>, September 2008.
- [14] Engin Bozdag. Bias in algorithmic filtering and personalization. *Ethics and Information Technology*, 15(3):209–227, 2013.
- [15] Engin Bozdag and Jeroen van den Hoven. Breaking the filter bubble: democracy and design. *Ethics and Information Technology*, 17(4):249–265, 2015.
- [16] Valerie C. Brannon. Free Speech and the Regulation of Social Media Content, 2019.
- [17] James Campbell, Avi Goldfarb, and Catherine Tucker. Privacy Regulation and Market Structure. *Journal of Economics & Management Strategy*, 24(1):47–73, 2015.
- [18] Bobby Chesney and Danielle Citron. Deep Fakes: A Looming Challenge for Privacy, Democracy, and National Security. *California Law Review*, 107:1753–1820, 2019.
- [19] Alexandra Chouldechova. Fair Prediction with Disparate Impact: A Study of Bias in Recidivism Prediction Instruments. *Big Data*, 5(2):153–163, 2017.
- [20] Fahmida N. Chowdhury. Kalman Filter with Hypothesis Testing: A Tool for Estimating Uncertain Parameters. *Circuits, Systems, and Signal Processing*, 15(3):291–311, 1996.

- [21] Damian Collins, Clive Efford, Julie Elliott, Paul Farrelly, Simon Hart, Julian Knight, Ian C. Lucas, Brendan O’Hara, Rebecca Pow, Jo Stevens, and Giles Watling. Disinformation and ‘fake news’: Final Report, February 2019.
- [22] Sam Corbett-Davies, Emma Pierson, Avi Feller, Sharad Goel, and Aziz Huq. Algorithmic Decision Making and the Cost of Fairness. In *Proceedings of the 23rd ACM SIGKDD International Conference on Knowledge Discovery and Data Mining*, KDD ’17, pages 797–806, New York, NY, USA, 2017. Association for Computing Machinery.
- [23] Thomas Davidson, Dana Warmusley, Michael Macy, and Ingmar Weber. Automated Hate Speech Detection and the Problem of Offensive Language. In *Proceedings of the Eleventh International AAAI Conference on Web and Social Media*. AAAI, 2017.
- [24] Yves-Alexandre de Montjoye, César A. Hidalgo, Michel Verleysen, and Vincent D. Blondel. Unique in the Crowd: The Privacy Bounds of Human Mobility. *Scientific Reports*, 3:1376, 2013.
- [25] Morris H. DeGroot. Reaching a Consensus. *Journal of the American Statistical Association*, 69(345):118–121, 1974.
- [26] Morris H. DeGroot and Mark J. Schervish. *Probability and Statistics*. Addison-Wesley, 4th edition, 2012.
- [27] Michael A. DeVito, Darren Gergle, and Jeremy Birnholtz. “Algorithms Ruin Everything” #RIPTwitter, Folk Theories, and Resistance to Algorithmic Change in Social Media. In *Proceedings of the 2017 CHI Conference on Human Factors in Computing Systems*, CHI ’17, pages 3163–3174. Association for Computing Machinery, 2017.
- [28] Partha S. Dey. Sub-Gamma Random Variables. <https://faculty.math.illinois.edu/~psdey/math595fa19/lec03.pdf>, September 2019.
- [29] Cynthia Dwork, Frank McSherry, Kobbi Nissim, and Adam Smith. Calibrating Noise to Sensitivity in Private Data Analysis. In Shai Halevi and Tal Rabin, editors, *Theory of Cryptography*, pages 265–284. Springer, 2006.
- [30] Cynthia Dwork and Aaron Roth. The Algorithmic Foundations of Differential Privacy. *Foundations and Trends in Theoretical Computer Science*, 9(3-4):211–407, 2013.
- [31] Michael Feldman, Sorelle A. Friedler, John Moeller, Carlos Scheidegger, and Suresh Venkatasubramanian. Certifying and Removing Disparate Impact. In *Proceedings of the 21st ACM SIGKDD International Conference on Knowledge Discovery and Data Mining*, KDD ’15, pages 259–268. Association for Computing Machinery, 2015.
- [32] Seth Flaxman, Sharad Goel, and Justin M. Rao. Filter Bubbles, Echo Chambers, and Online News Consumption. *Public Opinion Quarterly*, 80(S1):298–320, March 2016.
- [33] Ionut Florescu. *Probability and Stochastic Processes*. John Wiley & Sons, 2014.
- [34] Bertrand Clarke and Ernest Fokoue and Hao Helen Zhang. *Principles and Theory for Data Mining and Machine Learning*. Springer Series in Statistics. Springer-Verlag, New York, NY, USA, 2009.
- [35] S. A. Frank. The common patterns of nature. *Journal of Evolutionary Biology*, 22(8):1563–1585, 2009.
- [36] Ali Ghobadzadeh, Sayed Jalal Zahabi, and Ali A. Tadaion. The role of MVU estimator and CRB in binary composite hypothesis test. In *2009 IEEE International Symposium on Information Theory*, pages 973–976. IEEE, 2009.
- [37] Giorgos Giannopoulos, Marios Koniaris, Ingmar Weber, Alejandro Jaimes, and Timos Sellis. Algorithms and criteria for diversification of news article comments. *Journal of Intelligent Information Systems*, 44(1):1–47, 2014.
- [38] Robert M. Gray. *Entropy and Information Theory*. Springer, 2nd edition, 2011.

- [39] Geoffrey Grimmett and David Stirzaker. *Probability and Random Processes*. Oxford University Press, 3rd edition, 2001.
- [40] Elliot Harmon and India McKinney. The Key to Safety Online Is User Empowerment, Not Censorship. *Electronic Frontier Foundation*, July 2019.
- [41] Natali Helberger, Kari Karppinen, and Lucia D’Acunto. Exposure diversity as a design principle for recommender systems. *Information, Communication & Society*, 21(2):191–207, 2018.
- [42] Nathaniel E. Helwig. Multivariate Linear Regression. <http://users.stat.umn.edu/~helwig/notes/mvldr-Notes.pdf>, January 2017.
- [43] Dennis D. Hirsch. The Law and Policy of Online Privacy: Regulation, Self-Regulation, or Co-rRegulation. *Seattle University Law Review*, 34:439, January 2011.
- [44] Toshihiro Kamishima, Shotaro Akaho, and Jun Sakuma. Fairness-aware Learning through Regularization Approach. In *Proceedings of 11th International Conference on Data Mining Workshops*, pages 643–650. IEEE, 2011.
- [45] C. J. Keylock. Simpson diversity and the Shannon–Wiener index as special cases of a generalized entropy. *Oikos*, 109:203–207, February 2005.
- [46] Pauline T. Kim and Sharion Scott. Discrimination in Online Employment Recruiting. *St. Louis University Law Journal*, 63:93, 2018.
- [47] Jon Kleinberg. Cascading Behavior in Networks: Algorithmic and Economic Issues. *Algorithmic Game Theory*, 24:613–632, 2007.
- [48] Jon Kleinberg, Sendhil Mullainathan, and Manish Raghavan. Inherent Trade-offs in the Fair Determination of Risk Scores. *CoRR*, abs/1609.05807, 2016.
- [49] Kate Klonick. The New Governors: The People, Rules, and Processes Governing Online Speech. *Harvard Law Review*, 131:1598–1670, 2017.
- [50] Joseph A. Konstan and John Riedl. Recommender systems: from algorithms to user experience. *User Modeling and User-Adapted Interaction*, 22(1-2):101–123, 2012.
- [51] E. L. Lehmann and George Casella. *Theory of Point Estimation*. Springer-Verlag, New York, NY, USA, 2nd edition, 1998.
- [52] Becca Lewis and Alice E. Marwick. Media Manipulation and Disinformation Online. *New York: Data & Society Research Institute*, 2017.
- [53] Jeremy Harris Lipschultz. *Social Media Communication*. Taylor & Francis, New York, NY, USA, 2nd edition, 2018.
- [54] Pooya Molavi, Alireza Tahbaz-Salehi, and Ali Jadbabaie. A Theory of Non-Bayesian Social Learning. *Econometrica*, 86(2):445–490, March 2018.
- [55] Raymond H. Myers. *Classical and Modern Regression with Applications*. Duxbury Press, 2nd edition, 2000.
- [56] Arvind Narayanan and Vitaly Shmatikov. Robust De-Anonymization of Large Sparse Datasets. In *Proceedings of the 2008 IEEE Symposium on Security and Privacy*, SP ’08, pages 111–125, USA, 2008. IEEE Computer Society.
- [57] Iapan Kumar Nayak. On diversity measures based on entropy functions. *Communications in Statistics - Theory and Methods*, 14(1):203–215, 1985.
- [58] Jonathan A. Obar and Steven S. Wildman. Social Media Definition and the Governance Challenge. *Telecommunications Policy*, 39(9):745–750, 2015.
- [59] Eli Pariser. *The Filter Bubble: How the New Personalized Web Is Changing What We Read and How We Think*. Penguin Publishing Group, 2011.

- [60] Ross D. Petty. Marketing without Consent: Consumer Choice and Costs, Privacy, and Public Policy. *Journal of Public Policy & Marketing*, 19(1):42–53, 2000.
- [61] Robert Piché. Online tests of Kalman filter consistency. *International Journal of Adaptive Control and Signal Processing*, 30(1):115–124, 2016.
- [62] Markus Prior. *Post-Broadcast Democracy: How Media Choice Increases Inequality in Political Involvement and Polarizes Elections*. Cambridge Studies in Public Opinion and Political Psychology. Cambridge University Press, 2007.
- [63] Simo Puntanen and George P. H. Styan. The Equality of the Ordinary Least Squares Estimator and the Best Linear Unbiased Estimator. *The American Statistician*, 43(3):153–161, 1989.
- [64] Margaret Jane Radin. *Boilerplate: The Fine Print, Vanishing Rights, and the Rule of Law*. Princeton University Press, 2013.
- [65] Carl Edward Rasmussen and Christopher K. I. Williams. *Gaussian Processes for Machine Learning*. Adaptive computation and machine learning. MIT Press, 2006.
- [66] Ian Reid. Estimation II, 2001.
- [67] Sheldon M. Ross. *Introduction to Probability Models*. Academic Press, 11th edition, 2014.
- [68] Kai Shu, Amy Sliva, Suhang Wang, Jiliang Tang, and Huan Liu. Fake news detection on social media: A data mining perspective. *ACM SIGKDD Explorations Newsletter*, 19(1):22–36, September 2017.
- [69] Stefan Siersdorfer, Sergiu Chelaru, Jose San Pedro, Ismail Sengor Altingovde, and Wolfgang Nejdl. Analyzing and Mining Comments and Comment Ratings on the Social Web. *ACM Transactions on the Web*, 8(3), July 2014.
- [70] Daniel J. Solove. Introduction: Privacy Self-Management and the Consent Dilemma. *Harvard Law Review*, 126:1880–1903, 2013.
- [71] Till Speicher, Muhammad Ali, Giridhari Venkatadri, Filipe Nunes Ribeiro, George Arvanitakis, Fabrício Benevenuto, Krishna P. Gummadi, Patrick Loiseau, and Alan Mislove. Potential for Discrimination in Online Targeted Advertising. In Sorelle A. Friedler and Christo Wilson, editors, *Proceedings of the 1st Conference on Fairness, Accountability and Transparency*, volume 81 of *Proceedings of Machine Learning Research*, pages 5–19, New York, NY, USA, 23–24 Feb 2018. PMLR.
- [72] Brandon Stewart. Week 5: Simple Linear Regression. <https://scholar.princeton.edu/sites/default/files/bstewart/files/lecture5handout.pdf>, October 2016.
- [73] Richard S. Sutton and Andrew G. Barto. *Reinforcement Learning: An Introduction*. Adaptive Computation and Machine Learning series. MIT Press, 2nd edition, 2018.
- [74] Latanya Sweeney. Discrimination in Online Ad Delivery. *Queue*, 11(3):10–29, March 2013.
- [75] Ajit C. Tamhane and Dorothy D. Dunlop. *Statistics and Data Analysis: From Elementary to Intermediate*. Pearson, 1st edition, 2000.
- [76] Jan van Cuilenburg. On Competition, Access and Diversity in Media, Old and New: Some Remarks for Communications Policy in the Information Age. *New Media & Society*, 1(2):183–207, 1999.
- [77] Martin J. Wainwright. *High-Dimensional Statistics: A Non-Asymptotic Viewpoint*. Cambridge Series in Statistical and Probabilistic Mathematics. Cambridge University Press, 2019.
- [78] Larry Wasserman and Shuheng Zhou. A Statistical Framework for Differential Privacy. *Journal of the American Statistical Association*, 105(489):375–389, 2010.
- [79] Elke U. Weber and Eric J. Johnson. Decisions Under Uncertainty: Psychological, Economic, and Neuroeconomic Explanations of Risk Preference. In *Neuroeconomics*, pages 127–144. Elsevier, 2009.

- [80] Wolfram Wiesemann, Daniel Kuhn, and Melvyn Sim. Distributionally Robust Convex Optimization. *Operations Research*, 62(6):1358–1376, 2014.
- [81] Cong Yu, Laks Lakshmanan, and Sihem Amer-Yahia. It Takes Variety to Make a World: Diversification in Recommender Systems. In *Proceedings of the 12th International Conference on Extending Database Technology: Advances in Database Technology*, pages 368–378, 2009.
- [82] Bob Zimmer. Democracy Under Threat: Risk and Solutions in the Era of Disinformation and Data Monopoly. *Canada House of Commons*, December 2018. Report of the Standing Committee on Access to Information, Privacy and Ethics.

Supplementary material

Appendices

A Summary of work	17
B Defining important concepts (Sections 2 and 3)	17
B.1 Review of unifying framework (Section 2)	17
B.2 Important definitions & related work	18
C Regulatory procedure in detail (Section 3)	23
C.1 Setup and notation	23
C.2 Explaining regulatory procedure in detail	23
D Results & proofs for Section 4	28
D.1 Intermediate results: Decomposing the optimization problem	28
D.2 Assumption & concentration inequalities	28
D.3 Intermediate results: Properties and useful lemmas	29
D.4 Intermediate results: Key theorems	30
D.5 Results & proofs for Section 4.1 (time-invariant linear setting)	34
D.6 Results & proofs for Section 4.2 (time-varying linear setting)	36
E Interpreting the main results (Section 4)	40
E.1 Summary of results	40
E.2 High cost of regulation in time-invariant linear setting (Section 4.1)	40
E.3 Aligning reward and content diversity in time-varying linear setting (Section 4.2)	41
F Illustrative examples	42
F.1 Simulation 1: Effect of hyperparameters on user learning and uncertainty	42
F.2 Simulation 2: Uncertainty’s role in lowering the cost of regulation	42
F.3 Simulation 3: How regulation can align social and financial interests (Fig. 3) . .	44
G Simulation code	46
G.1 MATLAB executables	46
G.2 MATLAB utility functions	50
G.3 Jupyter notebook for Simulation 3 (Fig. 3)	52

A Summary of work

Before proceeding, we summarize the objective and main contributions of our work.

Motivation. There are many concerns about the rising influence of social media platforms (SMPs), such as filter bubbles reinforcing existing beliefs, comment ranking favoring controversial opinions, fake news shaping political views, housing or employment ads making discriminatory inferences, or even video recommendations changing a user’s lifestyle. While many works attempt to address these issues separately, we propose that they share the same root concern: namely that, SMPs are becoming increasingly popular *information sources* with the potential to *influence user learning and decision-making*. While this effect is not necessarily negative in itself, the unregulated algorithmic filtering (AF) of content often has *negative and avoidable side effects on society*, including those mentioned above. We can therefore alleviate many of the negative outcomes by regulating the effect of AF on user learning and decision-making. However, such regulatory procedures must be mindful of important *practical* considerations, including key *social, legal, and financial perspectives*, such as making sure that the regulation respects ethical norms, legal precedents, and financial interests.

Objective of AF regulation. The objective of our work is to design an AF regulation that (1) alleviates the negative social side effects of AF; (2) addresses nuanced social and political concerns about regulations; and (3) is both legally and financially practical.

Main contribution. We construct an AF regulation that provably mitigates the effect of AF on user learning. We show that it satisfies key desirable properties of online governance: namely, that is *user-driven, normative, and adaptable*. By demonstrating the regulatory procedure in linear dynamical systems, we show that there are conditions under which our regulation *aligns social and financial interests* and the regulation is *low-cost*. In contrast to the literature on tradeoffs, we conclude that there are reasonable conditions under which the regulation meets a set of four desiderata, meaning that it aligns with key social, legal, and financial perspectives simultaneously.

B Defining important concepts (Sections 2 and 3)

B.1 Review of unifying framework (Section 2)

In Section 2, we provide a unifying framework for AF regulations. We discuss four key stakeholders of AF regulations. Their perspectives motivate a set of four desiderata for an AF regulation. The desiderata collectively prescribe that the regulation not only address the negative social side effects of AF, but also be practical to pass and enforce.

First, recall that the four key stakeholders perspectives are as follows:

1. **Social perspective:** Regulation should mitigate the negative and avoidable side effects of AF on society, some of which are listed in Appendix A.
2. **Market perspective:** Regulation should not disrupt the positive exchange of goods on social media (e.g., users accessing the information or connections that they seek, advertisers obtaining exposure to consumers, SMPs maintaining profits to continue providing their services, etc.)
3. **Regulator’s perspective:** Regulation should be enforceable, adaptable, and long-lasting as well as consistent with the relevant social and legal norms.
4. **User’s perspective:** Regulation should maintain or improve the user experience.

Collectively, the stakeholder perspectives motivate four regulation desiderata:

1. **Diversity-inducing:** Regulation encourages more diverse content (defined and discussed below). This property addresses the social, market, and user’s perspectives.
2. **Low-cost:** Regulation allows (near) optimal operation according to a reward function (e.g., profits, prediction accuracy). This property addresses the market perspective.
3. **Context-dependent:** Regulatory decisions depend on context. In particular, the regulation is framed such that it can adapt to different legal or social norms, types of SMPs, platform-user interactions, etc. This property addresses the social and regulator’s perspectives.
4. **User-driven:** Systematic changes to a user’s content under regulation are based on that user’s input. This property addresses all four stakeholder perspectives.

This framework is summarized in Fig. 1. Based on this analysis, we construct a regulatory procedure in Section 3 (resp. Appendix C.2). In the remainder of this section, we elaborate on some of the concepts introduced in Sections 2 and 3.

B.2 Important definitions & related work

User-driven. Measures that are user-driven imply that choices made on behalf of the user reflect the user’s preferences. In our setting, this property prescribes that systematic changes made to a user’s feed are based on that user’s input. From the user’s perspective, the regulation should be user-driven, which has two implications. The first is that the user has say in her content and that her input elicits an appropriate response. The second is that the user is shown sufficiently diverse content so that she can choose the items (e.g., ads, articles) with which she would like to engage. In other words, without diverse content, she would not have the ability to provide the necessary input (as an analogy, this is similar to the notion of an informed voter). Intuitively, requiring that AF is user-driven should prevent a single action (e.g., liking a post) from suddenly and significantly changing a user’s feed. Designing user-driven AF relies on the concept of consent, which is defined next.

The notion of being user-driven is introduced in Section 2.1 and further discussed in Sections 2.2-2.4. It is shown to be important to all four stakeholder perspectives. By construction, the regulatory procedure in Section 3 is user-driven because it utilizes a natural reference (defined below).

Consent. In this work, we use consent to derive a natural reference (defined below) such that the proposed regulation is both user-driven and context-dependent, thereby satisfying two of the regulation desiderata. As such, consent is an important cornerstone of our regulation. We refer to consent *not* in terms of whether parties (e.g., websites or SMPs) have been given permission by users to share that user’s information, which is a growing privacy concern [70]. Rather, we refer to consent in terms of the amount of control a user has over the service that she is being provided [60, 40]. In other words, consent captures the *agency* a user has over her own feed, advertisements, etc.

As such, a consent-based regulation (CBR) examines how the SMP deviates from the consumer-provider relationship to which the user agreed. For example, a user may join social media to connect with friends or receive updates from figures/organizations that she follows. Consent may be given through indicators, such as friending, following, liking, agreeing to ads, etc. Importantly, *CBR does not require that the SMP only show content to which the user has given consent*. Rather, consent is used as a guideline, as discussed under “natural reference” below. One may worry that utilizing consent reduces a user’s exposure to diverse content and amplifies filter bubbles, but we prove in our results that our CBR incentivizes the SMP to increase the content diversity of a user’s feed.

In this way, CBR gives users more agency over their feeds. Moreover, in contrast to regulations that use one-size-fits-all thresholds (see Section 2.2), CBR also provides a natural baseline against which to check whether the SMP is behaving appropriately. It is also context-dependent in that the baseline depends on the specific user-platform interactions as well as the current socio-legal norms on consent. This property makes CBR flexible and long-lasting. Defining consent is important but beyond the scope of this work, and thorough discussions on the topic can be found in [64, 60, 40].

Consent is introduced in Section 2.1 and further discussed in Section 2.2.

Regulation enforceability. We now switch focus to the regulator’s perspective. An important consideration of a regulation is its enforceability. In particular, all regulations must ultimately draw a line, on one side of which the regulated behavior is penalized. Two difficult questions arise: (a) *Where should the line be drawn*, and (b) *Who makes this decision*? The first question is addressed under “context-dependent”, and the second under “natural reference”.

Context-dependent. We suggest that one way to address first question (a) is to require that the regulation is context-dependent, meaning that it is specific to the user and platform as well as mindful of relevant social and legal norms, as detailed below.

In response to (a), one naïve option is to draw the line globally (e.g., articles with more than X false statements are labeled unreliable or housing ads that use race to filter its audience are discriminatory). However, this one-size-fits-all approach is highly subjective, brittle, and easily subject to adversarial hacks. For example, determining whether an article qualifies as fake is highly subjective: If the majority of the article is “accurate”, but there is an incorrect statement, is it fake? Or if the entire article is “accurate”, but several key details regarding the story are

omitted, is it fake? A one-size-fits-all rule, including the use of a machine learning algorithm to judge whether articles qualify as fake, is easily subject to adversarial hacks. Moreover, without sufficient transparency, such a rule might be accused of stifling free speech and public discourse. Because of the rapidly changing nature of media, the rule would also be brittle and struggle to adapt with time. On the other hand, in the absence of algorithms, the daunting task of sifting through the overwhelming number of news articles may not be possible. Even if one designed a combined human-algorithm filtering process, it would still fall prey to the concerns about subjectivity and transparency. Another contemporary example is the prevention of housing or employment ads from being systematically discriminatory. It is straightforward to see that simple approaches, such as not allowing advertisers to use sensitive features like race or gender to select their audience, are ineffective due to proxy features [74]. Proxies leave these approaches open to adversarial hacks. Works that seek to address algorithmic discrimination or the problem of proxies often encounter undesirable tradeoffs between individual and group interests [19, 48] or between regulation and reward [22]. Determining how to balance these tradeoffs is both subjective and controversial. Similarly to the first example, the one-size-fits-all solutions are also brittle and do not adapt well with time.

One way to address these issues is to require that regulations are context-dependent in contrast to global, one-size-fits-all rules. Specifically, they should depend on the nature of the interactions between the specific user and platform under consideration. They should also depend on the norms of the society on which the regulation intervenes. As described above, requiring that the regulation is context-dependent is important in ensuring it is *normative, flexible, and long-lasting*.

Context-dependence is introduced in Section 2.2. This property addresses the social and regulator’s perspectives. By construction, the regulatory procedure we propose in Section 3 is context-dependent because it utilizes a natural reference, which is defined next.

Natural reference. In order to understand the notion of a natural reference, it is necessary to read the text directly above, under “context-dependent”, before proceeding.

In response to (b) on deciding who formulates the regulatory standard that determines when an SMP has violated an AF regulation, there are several options. One option is the SMP itself. However, this choice creates a conflict of interest and sets dangerous precedents (e.g., further extends the reach of big tech into users’ private spheres by deciding what information users can access for them). Another option is a set of experts, like a legislative committee with technical advisers. This option removes the conflict of interest and provides a well-informed decision. However, it can also cause unease when viewed as extending the reach of government into citizens’ private spheres. A third option is the user. As detailed in Section 2.1 as well as under “user-driven” and “consent” above, user-driven CBRs have many benefits, including empowering the user and aligning the regulation with user preferences.

We propose to combine the latter two options to create what we term a natural reference: the dimension along which the line is drawn is based on user consent (defined above), and the line’s location along this dimension is determined by domain experts. In addition to being based user-driven, a natural regulation is also context-dependent, which implies that judgments about acceptability depend on the relevant legal and social norms, and that they are made on a platform- and user-basis. Combining the collective discussions on consent and context-dependence, we conclude that regulations based on natural references meet many desirable properties of online governance in addition to being *user-driven, normative, and adaptable*.

The notion of a natural reference is introduced in Section 2.2 and used throughout the paper. In the regulatory procedure, it appears through the concept of a natural feed.

Regulation-reward tradeoff. From the market perspective, the regulation should not place undue financial burden on the involved parties. In particular, SMPs should be able to maintain revenue sources so that they can continue to provide their services. Users should be able to access the good that they seek and expect on the SMP, such as information, connections, and recommendations. Moreover, advertisers and influencers should be able to obtain exposure to potential consumers.

Traditionally, one expects a tension between the social and market perspectives in the form of a regulation-reward tradeoff. The common belief is that imposing a regulation hurts rewards, where the reward R is measured in terms of profits, prediction accuracy, or another metric that is important to the financial stakeholders. However, such a tradeoff may not necessarily hold. It is indeed possible

that multiple (near) “optimal” solutions exist, where optimality is measured according to R , and that not all of them are prohibited by the regulation. In such a situation, it may be feasible for the regulation to guide SMPs to alternative (near) optimal solutions while ensuring that these solutions abide by the regulation. We call such regulations low-cost.

The regulation-reward tradeoff is introduced in Section 2.3. Proving that this tradeoff does not necessarily hold is one of the main contributions of our work. We examine this tradeoff by studying the cost of regulation, discussed next.

Low-cost. Many works study the concept of optimality. Optimality, as discussed under “regulation-reward tradeoff”, is measured with respect to a given reward function $R(\Phi)$, where Φ are the system parameters. An optimal (resp. near-optimal) solution is a choice of Φ such that Φ is in the feasible set and $R(\Phi)$ equals (resp. is close to) the maximum achievable reward R^* . The cost incurred by choosing Φ is then $R^* - R(\Phi)$. Therefore, a regulation is low-cost if it does not prevent the SMP, advertisers, etc. from achieving a near-optimal reward.

Low-cost regulations are important to the market perspective and introduced in Section 2.3. The cost of regulation is one of the focuses of our work and is formalized in Section 3.4. In Section 4, we prove that there are conditions under which the cost of regulation is low or zero, thereby confirming that the regulation-reward tradeoff does not necessarily hold. Moreover, we show that the SMP can lower its cost by increasing the content diversity of a user’s feed, meaning that the proposed regulation aligns social and financial interests. This relationship is illustrated in Appendices G.1 and F (Simulation 3).

Algorithmic content filtering. There are three parts to the definition of algorithmic filtering (AF) [14, 27]. Filtering is the selection of content (e.g., posts, videos, photos, ads, comments, articles, etc.) that are shown on a user’s feed. It is algorithmic because the selection typically utilizes an algorithm that takes certain features—such as the user’s attributes (e.g., age or gender) and/or the user’s history (e.g., web searches or previous actions on the platform)—as inputs and constructs the user’s feed from current, available content as an output. The process of algorithmically filtering the content is performed by the SMP in order to maximize some reward R that is generally a function of user engagement and retention as well as profits. For example, the SMP may wish to maximize the number of clicks on ads, weighted by the revenue each ad accrues. AF is closely related to popular machine learning topics, including personalization algorithms [14] and recommender systems [50].

Regulating AF is the subject of our work because of its potential to produce negative side effects (see Appendix A). We also focus on AF for two practical reasons. First, AF requires algorithm design and can therefore be regulated. Second, it can be used to moderate another undesirable feature of social media: filter bubbles (discussed next). In Section 2, we examine AF regulation from four perspectives and produce a set of properties that an AF regulation should satisfy. The remainder of the paper proposes, formalizes, and studies our regulatory procedure. As discussed in Appendix C.2, we believe that addressing AF can mitigate many issues on social media that occur due to information misrepresentation, also defined below.

Filter bubble. A *filter bubble* (FB) [59] is a state of information isolation that occurs when a user is primarily shown content reinforcing her current beliefs. In this way, the user is isolated from opinions that challenge her own. Filter bubbles are not necessarily filtered. They are often rooted in the user’s personal connections (i.e., friends) on social media. As such, they are representative of the user’s real (offline) social network. However, they can be amplified on social media due to factors, like feedback loops in recommendation systems and the ease with which people share strong opinions online.

AF can also amplify as well as mitigate FBs. For instance, exclusively showing content that reinforces the user’s beliefs amplifies the FB while increasing content diversity (defined below) can mitigate a FB (colloquially referred to as “bursting” a FB). An important observation is that *uncertainty* plays a large role here. In fact, increasing content diversity is a way of adding uncertainty to the user’s beliefs. In contrast, the negative outcomes of FBs occur when the FB causes the user to have unwavering certainty in her beliefs. We emphasize this connection to uncertainty and study it throughout Sections 3-5 (resp. Appendices C.2-F), in which we show that our regulation prevents FB amplification.

FBs are discussed intermittently throughout the work. They are introduced in Section 1 and defined in Section 2.4. In our work, we explore how AF can mitigate FBs by increasing a user’s content diversity. Note that our regulatory procedure prevents FBs from being amplified, and a detailed explanation can be found under “formalizing learning divergence” in Appendix C.2.

Information misrepresentation (IM) & the effect of AF on user learning. As detailed in Sections 1 and Appendix A, a wide range of issues share the same root concern. Namely, as increasingly popular information providers, SMPs have the power to influence user learning and decision-making. While this influence is not necessarily negative, it can have unwanted side effects. We claim that many of these issues can be classified as information misrepresentation (IM) of consensus, truth, and/or opportunities, as summarized in Fig. 2. For instance, misrepresentation of consensus occurs when ranking algorithms disproportionately favor comments that express controversial opinions, presenting the debate as more polarizing than it might actually be. Misrepresentation of truth occurs when, for example, misinformation (e.g., fake news) created by unreliable sources and becomes widely shared, often due to algorithmic favoritism. Misrepresentation of opportunities captures situations in which targeted advertising presents narrow choices (e.g., job listings or available housing) to users based on incorrect and discriminatory judgments about user interests.

Motivated by this unifying perspective, our work attempts to address the question: How does AF on social media affect user learning and decision-making? We concentrate on reducing information representation’s effect on users relative to a natural reference.

Key observation: Information misrepresentation is alleviated by increasing content diversity relative to an appropriately chosen natural reference. Intuitively, IM occurs when the content is “biased” with respect to some reference. In Section 2.4 and under “natural reference” above, we propose that such a reference must be natural. Using a natural reference, content is considered locally biased (e.g., with respect to the user, platform, and relevant legal norms) when it deviates significantly in distribution from the content to which that user has consented. Importantly, one does not naïvely compare the “mean” of the user’s learning but the learned distribution, which is important because distributions capture uncertainty. This nuance ensures that increasing content diversity (defined below) relative to a natural reference not only mitigates the effect of IM on user learning, but also prevents the amplification of FBs. (We choose the term “misrepresentation” rather than “bias” because our formulation is local in the sense that the reference used to measure “bias” is context-dependent.)

Example: Suppose female user X joins an SMP and, without regulation, the ads shown to X would be initialized to favor beauty products. Then, increasing ad diversity gives X more options and ensures the ads are not based on unjustified inferences. If, with time, X clicks on more ads relating to beauty, then the natural distribution of X automatically shifts to favor these products, and showing X more beauty products in the future would *not* be a violation of regulation. However, if X only clicks on ads relating to books but the SMP continues to increase the proportion of (i.e., narrow the distribution around) beauty ads, then regulation is violated. Note that presenting X with diverse options from which the SMP learns X’s interests also improves X’s user experience and better matches advertisers to users.

Increasing a user’s content diversity relative to an appropriate reference has precedence in the literature. It is at the heart of many approaches, including those for bursting FBs [15] and improving comment ranking [37]. Increasing information gain across feeds, drowning out fake content, or presenting different perspectives of the same issue are all forms of increasing content diversity [62]. Note that our work focuses on addressing the IM caused by AF and not the related and important tasks of, for example, identifying fake news [68] or hate speech [23].

IM is introduced in Section 2.4. It is one of the fundamental motivations of our work, and our regulatory procedure is designed to directly mitigate IM.

Socially responsible. We define measure that alleviate IM as socially responsible. In this sense, the primary aim of this work is to design a socially responsible regulation or, equivalently, a regulation that encourages socially responsible AF. This concept is introduced in Section 2.4 and referred to throughout the work.

Content diversity. Content diversity is used to describe the heterogeneity of a user’s feed. (Importantly, we do not use it to describe the diversity of content across an entire SMP, but for a specific user.) It is important from the social perspective as well as the market and user perspectives. From the social perspective, increasing content diversity relative to a natural reference alleviates IM, as explained above under “information misrepresentation” and in Section 2.4. From the market and user perspective, diverse content provides the user with more options with which to interact. As such, it gives the SMP a better understanding of the user’s interests based on her choices and therefore to

also improves advertising matches. In addition, maintaining diversity means continually presenting the user with different content, which allows advertisers and influencers good exposure to potential consumers.

Content diversity is introduced in Section 2.4. It is formalized in Section 3.5 and analyzed in Sections 4 and 5 (resp. Appendices D and F). It is one of the focuses of our work, and we prove in Section 4 (resp. Appendices D-E) that one consequence of our proposed regulation is that, under certain conditions, the SMP is naturally incentivized to increase content diversity in order to maximize its reward and there is little to no cost of regulation. Phrased differently, in certain settings, the proposed regulation aligns incentives and reverses the regulation-reward tradeoff.

Other related concepts & work. We include references to related works throughout the discussions in Sections 1-4 (resp. Appendices B-C.2). In this final note, we touch on a few remaining concepts.

Self-regulation. Few regulations governing social media exist. As a consequence, SMPs are almost entirely self-regulated [49, 82]. This details makes it even more crucial that an AF regulation is designed carefully for two reasons. First, should the SMP decide to adopt the self-regulation, there should be few, if any, ways for the SMP to tune the regulatory procedure. Second, unless the self-regulation is low-cost, it is unlikely that the SMP willingly adopts it.

Social media issues. Current discussions on social media generally focus on specific issues, such as whether content is inappropriate (e.g., hate speech [6, 23]); discriminatory (e.g., race-based advertising [4, 71, 74, 46]); divisive (e.g., rankings that favors polarizing comments [69]); insulating (e.g., filter bubbles [32]), or false (e.g., fake news [52, 18, 21]). These works typically seek to increase content diversity (e.g., add heterogeneity to recommendations [15, 41]); draw some global line (e.g., determining whether discrimination has occurred based on specific demographic attributes and metrics [19]); or focusing on the origin of the content (e.g., reducing fake news by whitelisting news sources [7]). However, there are legal and social barriers to many of these approaches [49, 16, 7, 58], including concerns that regulations might damage free speech or public discourse; violate personal rights or privacy; transfer agency away from users to big tech or government; draw highly subjective lines between acceptable and unacceptable behavior; or set dangerous precedents that cannot be reversed. Furthermore, one gap in the approaches listed above is their focus on specific types of content. We depart from the literature by (1) incorporating all types of content into our analysis using the concepts of IM and natural references (see earlier in this section); and (2) proposing a set of desiderata that collectively address key social, legal, and financial concerns of AF regulation.

Related technical areas. Our analysis relies on tools from statistics, optimization, and economics. Our regulatory framework uses the framework of hypothesis testing [26], which is model-based decision rule used in many approaches (see Appendix C.2). Once the regulation has been set, we study its effects through the lens of an optimization problem. Specifically, the SMP maximize its reward subject to the imposed regulatory constraints. This problem can be viewed as an instance of robust optimization (RO) [8, 80]. We analyze the cost of regulation, which is the loss in maximum achievable reward due to the regulatory constraints. Our definition mirrors the “price” of robustness studied in other RO works [10, 9]. We study the tradeoff (or lack thereof) between regulation and reward, which has also been examined in relation to fairness [9, 31, 44] and privacy [17, 43] constraints, among others. It is worth a remark that our analysis has parallels with the field of differential privacy (DP) [29, 30], which explores how to protect individual privacy while preserving group-level trends in datasets by, similarly to our work, comparing distributions under various interventions [78]. However, it differs in several key ways, including: (1) the masking of attributes of individual units (e.g., posts) is not critical in AF regulation whereas it are central to DP; (2) operationally, the SMP selects from an existing collection of content and cannot add noise to a piece of content, which is the primary mechanism of DP; and (3) the difference in settings elicits an entirely new set of questions, stakeholders, tradeoffs, and metrics that require a separate, tailored analysis. Our approach is also in line with social learning (SL) works [25, 5, 1, 54]. In SL, the objective of each agent is to learn the same external signal and arrive at a consensus through information sharing, where the communications are typically represented via a network. Similarly to SL, we study the evolution of a user’s belief in time, with particular attention to the linear dynamical system. In our work, an algorithmic information filter systematically perturbs the network communications for its own gain, and we study how these perturbations can be regulated in the context of social media.

C Regulatory procedure in detail (Section 3)

In this section of the Supplementary Material, we provide the regulatory procedure in detail and address potential questions about operationalizing the regulation that may have arisen.

C.1 Setup and notation

Let’s recall the setup and notation. Consider a specific user and SMP (i.e., the regulation is user- and platform-dependent). Let $\mathcal{P} = \{p_{\mathbf{z}}(\cdot; \boldsymbol{\theta}) : \boldsymbol{\theta} \in \Theta\}$ represent a family of models. Let the user’s feed $Z^{(t)}$ at time $t \geq 0$ consist of m pieces of content such that $Z^{(t)} = \{\mathbf{z}_1^{(t)}, \dots, \mathbf{z}_m^{(t)}\}$, $\mathbf{z}_i^{(t)}$ describes an individual piece of content, and $\boldsymbol{\theta}^{(t)}$ is latent to the user. One can think of $\boldsymbol{\theta}^{(t)}$ as parametrizing the generative model for the feed at time t . In the static or time-invariant setting, $\boldsymbol{\theta}^{(t+1)} = \boldsymbol{\theta}^{(t)}$ for all t .

As the user browses through her feed, she implicitly forms a belief or posterior $q_{\mathbf{z}}(\cdot | Z^{(t)})$ based on her observations $Z^{(t)}$. Suppose that $q_{\mathbf{z}}(\cdot | Z^{(t)}) \in \mathcal{P}$ such that $q_{\mathbf{z}}(\cdot | Z^{(t)}) = p_{\mathbf{z}}(\cdot; \tilde{\boldsymbol{\theta}}^{(t)})$. In other words, $\tilde{\boldsymbol{\theta}}^{(t)}$ parameterizes the user’s belief at time t . Let the estimator $\mathcal{A}^{(t)}$ represent the user’s learning behavior such that the user’s updated beliefs are $\tilde{\boldsymbol{\theta}}^{(t+1)} = \mathcal{A}^{(t)}(Z^{(t)}, \tilde{\boldsymbol{\theta}}^{(t)})$. For notational clarity, the time index t is omitted until Section 4 (resp. Appendix D).

For generality, let ϕ_F and ϕ_N be the hyperparameters that determine the generative model parameters $\boldsymbol{\theta}_F$ and $\boldsymbol{\theta}_N$, such that $\boldsymbol{\theta}_F = h(\phi_F)$ and $\boldsymbol{\theta}_N = h(\phi_N)$ for some deterministic function $h(\cdot)$. Let $\Phi = (m, \phi_N, \phi_F)$ be the full set of hyperparameters. For a specific user, m and ϕ_N are given, and the SMP filters the content by controlling ϕ_F .

C.2 Explaining regulatory procedure in detail

In short, the regulatory procedure is designed to prevent learning divergence. As such, the proposed regulation *provably mitigates the negative side effects of AF* by directly addressing IM, as defined in Section B. The regulatory procedure is formulated using a hypothesis testing framework. In formalizing the procedure, we use some well-known and powerful technical results to show that it is feasible to operationalize our procedure in a data-driven way. By construction (specifically, the use a natural reference), the proposed regulation is *user-driven and context-dependent*, therefore satisfying two of the four regulation desiderata in Section 3 (resp. Appendix B). For the remaining two desiderata, we formalize two metrics: the *cost of regulation* and *content diversity*. In Section 4 (resp. Appendices D-E), we study the effect of regulation on these two quantities.

User’s learning behavior. Every user’s beliefs are implicitly affected by the information that she views on her feed. In this work, we consider a specific user and denote her learning behavior (i.e., how her beliefs are affected) at time t by $\mathcal{A}^{(t)}$. For example, if the user is stubborn, and her beliefs remain the same no matter what she is shown, then $\tilde{\boldsymbol{\theta}}^{(t+1)} = \tilde{\boldsymbol{\theta}}^{(t)} = \mathcal{A}^{(t)}(Z^{(t)}, \tilde{\boldsymbol{\theta}}^{(t)})$ is unaffected by $Z^{(t)}$. On the other hand, suppose the user is affected by the feed. One way to formalize the learning behavior would be to say that the user believes the features \mathbf{z} are linearly related, and $\mathcal{A}^{(t)} = \mathcal{A}$ is the linear least-squares estimator. In many cases, it is not possible to obtain or deduce $\mathcal{A}^{(t)}$; we show that there is a mathematical workaround, allowing regulation to be operationalized without knowledge of $\mathcal{A}^{(t)}$ (see Lemma 1 and the notes on the UMP and MVUE below).

Formalizing learning divergence. Before proceeding, we recommend reading through the discussion on what constitutes a natural reference, as defined in Section 2 and Appendix B. Given a natural reference, one can determine what would have constituted a natural feed Z_N for the user (note that Z_N is user- and platform- dependent). In reality, the user’s feed is algorithmically filtered, resulting in the filtered feed Z_F . Learning divergence occurs when the user’s learned belief under Z_F is sufficiently different from that under Z_N , where the learned belief depends on the user’s learning behavior \mathcal{A} (see above) and the “difference” is measured using a distance metric $d(\tilde{\boldsymbol{\theta}}_F, \tilde{\boldsymbol{\theta}}_N)$.

There a very *important detail* in this formulation. As should be evident from the setup above, the user’s belief $\tilde{\boldsymbol{\theta}}$ is a *distribution* and therefore captures not only the learned “relationship” between features \mathbf{z} , but also the user’s *certainty* in this learned relationship. For example, imagine that the user is deciding whether to go to graduate school. If she observes several PhD graduates acquiring good jobs, she may be hesitant. However, if she is shown an overwhelming large number of such cases, she may become convinced that a good job necessitates a PhD, even if

it does not, and begin pursuing one. Therefore, the certainty of a belief plays a crucial role in **decision-making**, as captured in the explore-exploit trade-off [73]. This distinction between simply comparing learned relationships and more holistically comparing learned beliefs (or distributions) is at the heart of many issues on social media. For instance, filter bubbles occur when the certainty a user assigns to a learned relationship is extremely high. Similarly, the spread of fake news is most harmful when it is continually injected into a social network and dominates the feeds of every individual in that network, causing them to become convinced that it must be true. As such, the distance between learned beliefs $d(\tilde{\theta}_F, \tilde{\theta}_N)$ can be large when the certainty associated with the beliefs are very different even if the underlying “relationships” are the same.

In other words, learning divergence occurs when AF causes the user to learn an internal belief that is very different *in distribution* from that she would have learned without AF. As explained above, this difference in distribution captures the effect of AF on not only the user’s learning, but also her decision-making. Three operational considerations—the user’s learning behavior \mathcal{A} , the regulator’s access to data Z_N or Z_F , and the distance metric $d(\cdot, \cdot)$ —are addressed below.

Hypothesis testing. As formalized in Sections 3.2 and 3.3, the regulator tests for learning divergence using hypothesis testing [26]. Hypothesis testing is a model-based decision-rule that has been used in many similar problems, like differential privacy [78]. It is a data-driven procedure that is appropriate to this context for two reasons. First, hypothesis testing is the most basic form of decision-making, meaning it can be specialized to address the downstream motivation of this work: studying the effect of AF on user decision-making. Secondly, a regulator should only investigate or penalize an SMP when it has sufficient evidence to argue its case. As such, an assumption of innocence (the null hypothesis) that is only rejected when the regulator has enough evidence to claim the SMP has caused systematic learning divergence (the alternative hypothesis) with high confidence is fitting. The necessary amount of evidence or, equivalently, confidence is tuned using ϵ .

ϵ -rejection: Recall from Section 3.3 that ϵ -rejection is equivalent to the detection of learning divergence, derived from the hypothesis testing framework (see directly above). It states that the regulator detects learning divergence when he can reject the null hypothesis with $(1 - \epsilon)$ confidence (i.e., when the regulator has enough evidence). Note that ϵ represents a maximum false positive rate.

The precise definition is given as follows.

Definition 1 (ϵ -rejection). *Given $\epsilon \in (0, 1)$, the regulator decides $\tilde{H} = H_1$ when $d(\tilde{\theta}_N, \tilde{\theta}_F) > \delta_\epsilon$, where $\delta_\epsilon > 0$ is chosen so that $\mathbb{P}(\tilde{H} = H_1 | H_0) \leq \epsilon$, and $\tilde{H} = H_0$ otherwise. This rule detects learning divergence with $(1 - \epsilon)$ confidence.*

How to set the threshold δ_ϵ is discussed below under “Determining threshold δ_ϵ ”.

Uniformly most powerful (UMP) hypothesis test. The UMP test is the best worst-case test, as follows. A hypothesis test can be evaluated using two metrics: the true positive rate (TPR) and the false positive rate (FPR), where one prefers a high TPR and low FPR. Suppose that the FPR must be at most ϵ . Then, the UMP is the best worst-case test because it gives the highest TPR test under the constraint that the $\text{FPR} \leq \epsilon$. This is precisely the test that we are interested in. The regulator wishes to prevent learning divergence, or equivalently ϵ -rejection. Without knowledge of the user’s learning behavior (obtaining it could be expensive or a violation of that user’s privacy), the regulator can prevent learning divergence by preventing it for all possible users (i.e., the most adversarial version of \mathcal{A}). The most adversarial version of \mathcal{A} represents the worst-case scenario. Since the regulator needs to be able to detect learning divergence reliably, he would like the best possible hypothesis test. Therefore, the regulator wants the best worst-case, or UMP, test. Formally, given a maximum FPR ϵ and hypothesis class \mathcal{H} , the UMP test \tilde{H}^+ satisfies:

$$\tilde{H}^+ = \sup_{\tilde{H} \in \mathcal{H} : \text{FPR}(\tilde{H}) \leq \epsilon} \text{TPR}(\tilde{H}).$$

Note that the UMP does not always exist.

Minimum-variance unbiased estimator (MVUE). Consider an experiment in which an observer is shown dataset Z , where $\mathbf{z} \sim p_{\mathbf{z}}(\cdot; \eta)$ and η is a deterministic but unknown parameter. The goal of the observer is to estimate (or learn) η from observation Z . The observer’s estimator is denoted as $\tilde{\eta}(Z)$. The mean-square error (MSE) of an estimator is given by:

$$\text{MSE} = \mathbb{E}_{Z \sim p_{\mathbf{z}}(\cdot; \eta)} [(\tilde{\eta}(Z) - \eta)^2].$$

It turns out that the MSE can be decomposed into two terms:

$$\text{MSE} = \text{Var}_Z(\tilde{\eta}(Z)) + b_Z(\tilde{\eta}(Z))^2,$$

where the first term is the variance of the estimator $\text{Var}_Z(\tilde{\eta}(Z)) = \mathbb{E}_Z[\tilde{\eta}(Z)^2] - \mathbb{E}_Z[\tilde{\eta}(Z)]^2$ and the second term is the bias of the estimator $b_Z(\tilde{\eta}(Z)) = \mathbb{E}_Z[\tilde{\eta}(Z)] - \eta$. In estimation theory, one desirable (almost essential) property is that an estimator is unbiased, i.e., $b_Z(\tilde{\eta}(Z)) = 0$. The MVUE, if it exists, is the unbiased estimator with the minimum variance. By the decomposition above, the MVUE minimizes the MSE among all unbiased estimators. The MVUE is closely related to many important concepts in estimation theory, including efficient estimators, the Cramér-Rao bound, sufficient statistics, and the Rao-Blackwell theorem. Note that the MVUE does not always exist.

Relationship between UMP test and MVUE. Lemma 1 effectively says that, for a one-sided binary composite hypothesis test, the UMP (if it exists) is simply the hypothesis test that uses a threshold determined by the MVUE. In other words, when the (one-dimensional) parameter η that is used to make a decision is unknown, first estimate it using the MVUE $\tilde{\eta}^+$. Next, use the MVUE $\tilde{\eta}^+$ as a placeholder for η , and find the threshold η_ϵ at which the FPR equals ϵ . Then, the UMP is precisely the decision rule that tests $\tilde{\eta}^+$ against the threshold η_ϵ .

To make this notion precise, recall Lemma 1, as given below.

Lemma 1 ([36], Theorem 1). *Consider a one-sided binary composite hypothesis tests $H_0 : \mathbf{w} \sim p_{\mathbf{w}}(\cdot; \eta), \eta \leq \eta_b$ against $H_1 : \mathbf{w} \sim p_{\mathbf{w}}(\cdot; \eta), \eta > \eta_b$, where η_b is known. Let $\Omega_0 = \{\eta : \eta \leq \eta_b\}$, $\Omega_1 = \{\eta : \eta > \eta_b\}$, and $\Omega = \Omega_0 \cup \Omega_1$. Let ϵ be the allowable false positive rate. If the uniformly most powerful (UMP) test exists, then it is defined by the following decision rule: reject H_0 when the MVUE of $\eta \in \Omega$, denoted by $\tilde{\eta}^+$, satisfies $\tilde{\eta}^+ > \eta_\epsilon$, where $P(\tilde{\eta}^+ > \eta_\epsilon | H = H_0) = \epsilon$.*

In our setting, $\eta = d(\boldsymbol{\theta}_F, \boldsymbol{\theta}_N)$, and the null hypothesis is that $d(\boldsymbol{\theta}_F, \boldsymbol{\theta}_N) = 0$. By the logic in the definition of the UMP test above, Lemma 1 motivates the regulator to focus on the MVUE \mathcal{A}^+ . In other words, designing the regulation to prevent learning divergence for a user with learning behavior \mathcal{A}^+ simultaneously ensures that it prevents learning divergence for all other users. Note that this result is for the setting with a one-dimensional parameter η ; in the same work [36], the authors also mention that the multi-dimensional parameter case can be handled by hypothesis test using a linear combination of the MVUE for each individual parameter.

Determining threshold δ_ϵ . Combining Definition 1 and Lemma 1, the hypothesis test threshold is found by solving for δ_ϵ such that:

$$\mathbb{P}(d(\tilde{\boldsymbol{\theta}}^+(Z_1), \tilde{\boldsymbol{\theta}}^+(Z_2)) > \delta_\epsilon | H_0) = \epsilon,$$

where Z_1 and Z_2 are data from generative models $\boldsymbol{\theta}_1$ and $\boldsymbol{\theta}_2$. Recall that $H_0 : \boldsymbol{\theta}_1 = \boldsymbol{\theta}_2$. In some cases, it may be difficult to solve for this equation with equality. In this scenario, it may be possible to upper bound the left-hand side, then solve for equality, such that:

$$\mathbb{P}(d(\tilde{\boldsymbol{\theta}}^+(Z_1), \tilde{\boldsymbol{\theta}}^+(Z_2)) > \delta_\epsilon | H_0) \leq \epsilon. \quad (5)$$

In our work, we use the shortened notation: $\tilde{\boldsymbol{\theta}}^+(Z_N) = \tilde{\boldsymbol{\theta}}_N^+$ and $\tilde{\boldsymbol{\theta}}^+(Z_F) = \tilde{\boldsymbol{\theta}}_F^+$. We use the same abbreviation for $\tilde{\boldsymbol{\theta}}_N$ and $\tilde{\boldsymbol{\theta}}_F$.

Distance metric. Learning divergence (defined above) uses a distance metric $d(\tilde{\boldsymbol{\theta}}_F, \tilde{\boldsymbol{\theta}}_N)$ to measure the difference between the beliefs of a user under filtered or natural content. This distance metric is determined by the regulator. The use of a distance metric appears in many instances. For example, it is the basis for the two-sample t -test, which determines whether the means of two i.i.d. Gaussian datasets are equal. One important note is that there are conditions for which the detection of learning divergence is *agnostic* to the definition of $d(\cdot, \cdot)$ as long as it is a valid distance metric. In particular, if the hypothesis test can be decomposed into separate hypothesis tests over each component such that the null hypothesis for the k -th component test is $H_0^k : d_k(\tilde{\boldsymbol{\theta}}_{F,k}, \tilde{\boldsymbol{\theta}}_{N,k}) = 0$, then the test is agnostic to the definition of $d_k(\cdot, \cdot)$ as long as it is a valid distance metric. This property is desirable because it means regulation does not depend on the choice of distance metric.

Regulation. The regulation prescribes that learning divergence is rare. The regulatory framework is both user-driven and context-dependent by construction, thereby satisfying two of the desiderata in Section 2. A pseudo-code style description of the regulatory procedure is given in Algorithm C.1.

The precise definition is given as follows.

Algorithm C.1: Regulatory procedure

Input: M anonymized filtered feeds $\{Z_{F,j}^{(t)}\}_{j=1}^M$ and corresponding natural feeds $\{Z_{N,j}^{(t)}\}_{j=1}^M$ for $t = t_s, t_s + 1, \dots, t_f$; regulation parameters α and ϵ ; and distance metric $d(\cdot, \cdot)$.

Result: Decision whether investigate SMP for AF regulation violation.

Initialize *number of violations* to 0;

Given Θ , determine MVUE $\tilde{\theta}^+(Z)$, which produces estimates for θ based on observation Z ;

Solve for $\delta_\epsilon > 0$ such that (5) holds;

```
for  $t = t_s, t_s + 1, \dots, t_f$  do
  for  $j = 1, \dots, M$  do
    if  $d(\tilde{\theta}^+(Z_{N,j}^{(t)}), \tilde{\theta}^+(Z_{F,j}^{(t)})) > \delta_\epsilon$  then
      Increment number of violations;
    end
  end
end
if (number of violations) / (( $t_f - t_s$ ) ·  $|U|$ ) >  $\alpha$  then
  Investigate AF regulation violation;
else
  Do not investigate.
end
```

Definition 2 ((α, ϵ) -regulation). *For $\alpha, \epsilon \in (0, 1)$, the regulator requires that ϵ -rejection occur with frequency no more than α .*

α and ϵ are parameters that determine the strictness of regulation. ϵ represents the maximum FPR that the regulator is willing to accept when deciding to investigate an SMP for a violation. α represents the allowance the regulator gives to the SMP. Therefore, decreasing ϵ and increasing α would make regulation less strict. Both generally take on small values. As discussed in Section 2.2 and in Appendix B, α and ϵ would be determined by legal and technical domain experts. As hypothetical examples, ϵ could be determined by empirical psychological studies on the confidence level at which people change their behaviors [79], and α could be determined by network scientists based on the proportion at which cascading behavior [47] is observed.

Access to data. The proposed hypothesis testing procedure is data-driven, relying on access to Z_N and Z_F . There are two ways to access this data without invasions to privacy or much expense.

The first option is that the SMP is *self-regulated*. At the moment, SMPs are almost entirely self-regulated [49]. Due to the current social, legal, and political landscape, it is likely that SMPs will continue to be self-regulated for at least the near future. (This outcome makes the fact that our proposed regulation is low-cost even more appealing. A low-cost regulation would incentivize SMPs to self-regulate since it is advantageous for SMPs to be able to claim that their AF is socially responsible while incurring minimal financial cost.) Under self-regulation, the SMP has access to Z_N and Z_F , and this issue is immediately resolved.

The second option is to provide anonymized data to the regulator. While the anonymization of data is a hot topic because there are scenarios under which datasets can be “de-anonymized” [56, 24], we propose that this issue could be bypassed in our setting for several reasons. One reason is that there would be no defensible justification for the anonymized dataset to be publicly shared; as such, it would be delivered to the regulator, undergo the hypothesis testing procedure, and be subsequently deleted. There would be no need to at any time de-anonymize it or share it with anyone who would want to de-anonymize it. As such, the likelihood of this information falling into the wrong hands would be the same as the likelihood of the original SMP data falling into the wrong hands. Another reason is that the regulatory procedure only requires the numerical features \mathbf{z} ; any semantic interpretation of these features are not necessary, meaning that de-anonymization would require significant effort that, as pointed out above, the regulator is not incentivized to undertake. (The definition of features \mathbf{z} is discussed below.) Finally, while the regulated behavior is user-specific, the regulatory decision is platform-wide. As such, the proposed regulatory decisions do not single out individual users.

Feature definitions. The features \mathbf{z} are used to describe pieces of content. For example, suppose that $\mathbf{z} = (y, \mathbf{x})$, where $y \in [-1, 1]$ represents the sentiment that the piece of content assigns to the opinion $\mathbf{x} \in [-1, 1]^r$. The choice of features undoubtedly affects regulation but is out of the scope of our work. However, we offer a quick observation. We believe that, irrespective of regulation, there are incentives for the SMP to construct good feature descriptors for its content because feature descriptors are used to improve personalization, recommendations, ad matching, etc. If this observation holds true, then the features descriptors used for regulation would only be poor if the SMP choses the features adversarially. As long as the SMP chooses \mathbf{z} in good-faith (or is required to use the same features for their other services), then the descriptors are likely to be sufficiently good.

(α, ϵ) -matching. The SMP avoids receiving a penalty by performing hypothesis testing.

The precise definition is given as follows. Intuitively, the easier it is for the user to learn the generative model with high certainty, the more similar θ_F and θ_N must be to meet regulation.

Definition 3 ((α, ϵ) -matching). *The SMP ensures with $(1 - \alpha)$ -confidence that ϵ -rejection does not occur by choosing θ_F relative to θ_N such that $d(\tilde{\theta}_N^+, \tilde{\theta}_F^+) > \delta_\epsilon$ with frequency no more than α .*

SMP’s optimization problem. The SMP’s objective is to maximize its reward R (e.g., profits, number of accrued clicks) while meeting regulation by performing (α, ϵ) -matching as follows:

$$\max_{\phi_F} R(\Phi) \quad \text{such that} \quad \mathbb{P}\left(d(\tilde{\theta}_F, \tilde{\theta}_N) > \delta_\epsilon | \Phi\right) < \alpha. \quad (1)$$

The above can be viewed as robust optimization [8, 80].

Definition 4 (Feasible set). *The feasible set is defined as the set of values for ϕ_F given m and ϕ_N such that the regulatory constraint in (1) is satisfied.*

Cost of regulation. Let ϕ_F^* be the solution to (1) and $\Phi^* = (m, \phi_N, \phi_F^*)$. The cost of regulation is the “penalty” imposed by the regulation on the SMP. It mirrors the “price” of robustness or fairness studied in other works [10, 9].

The precise definition is given as follows.

Definition 5 (Cost of regulation). *The cost of regulation is defined as the difference between the maximum reward with and without regulation: $(\max_{\phi_F} R(\Phi)) - R(\Phi^*)$.*

Intuitively, the SMP prefers that the cost of regulation is low, which occurs when the feasible set is sufficiently large. A low-cost regulation is also advantageous from the regulator’s perspective because it makes the SMP more likely to accept regulatory measures and to abide by them without exploiting loopholes that prevent the regulation from being carried out to its intended end. In particular, if self-regulation is the most likely path, then a low-cost self-regulation is a win-win: it allows the SMP to claim that their AF is socially responsible while also achieving near-optimal reward.

Formalizing content diversity. As explained in Section 2.4 and Appendix B, content diversity is vital to mitigating IM and addressing the negative social side effects of AF.

The measure content diversity, we provide the following definition.

Definition 6 (Content diversity). *The content diversity of a feed Z is defined as its entropy [38].*

In this definition, “entropy” refers to information entropy [38], which is a measure of the “amount of information” in a random variable’s possible outcomes. Therefore, the higher the entropy of a feed, the harder it is to describe the information in the feed succinctly (e.g., the views in the feed are different enough that they cannot all be described by one sentence). Entropy is commonly used to measure diversity [57, 45]. Semantically, one can differentiate between topic and outcome diversity. In Section 4, we focus on outcome diversity (i.e., for a given topic, how diverse are the outcomes y associated with topic \mathbf{x} across the feed).

Model family. Recall that $\mathcal{P} = \{p_{\mathbf{z}}(\cdot; \theta) : \theta \in \Theta\}$ is the model family containing the generative and learned models. Specifically, the data are generated according to $\mathbf{z}_i \sim f_{\mathbf{z}}(\cdot) = p_{\mathbf{z}}(\cdot; \theta) \in \mathcal{P}$, and the user’s belief after observing $Z^{(t)}$ is $q_{\mathbf{z}}(\cdot | Z^{(t)}) = p_{\mathbf{z}}(\cdot; \tilde{\theta}^{(t)}) \in \mathcal{P}$. This setup is general as Θ can be as large as desired. It is important to note that the choice of \mathcal{P} is an implicit assumption that can impact the results. Choosing \mathcal{P} is a popular area of study known as model selection [34]. For context, our results in Section 4 restrict \mathcal{P} to time-invariant (static) and time-varying (dynamic) linear Gaussian models.

D Results & proofs for Section 4

D.1 Intermediate results: Decomposing the optimization problem

Let $\tilde{\theta} \in \mathbb{R}^L$. For all $k \in [L]$, let $\delta_{\epsilon,k}$ be defined analogously to Definition 1: given $\epsilon \in (0, 1)$, $\mathbb{P}(d(\tilde{\theta}_{N,k}, \tilde{\theta}_{F,k}) > \delta_{\epsilon,k} | H = H_0) = \epsilon$. The following result allows the regulator (or SMP) to check whether ϕ_F is in the feasible set by decomposing the multivariate constraint in (1) into separate constraints on each component of the parameters $\tilde{\theta}$. Intuitively, the regulator (or SMP) checks whether it belongs to smaller set that is entirely contained within the feasible set.

Proposition D.1. *If $\mathbb{P}(d(\tilde{\theta}_{F,k}, \tilde{\theta}_{N,k}) > \delta_{\epsilon,k} | \Phi) < \alpha_k$ for all $k \in [L]$ where $\sum_{k \in [L]} \alpha_k \leq \alpha$, then the constraint in (1) holds.*

Proof. Let $\{\tilde{H} = H_1\}$ denote the event when the regulator rejects the null hypothesis. For any $k \in [L]$, let:

$$\begin{aligned} H_{0,k} &: \theta_{N,k} = \theta_{F,k}, \\ H_{1,k} &: \theta_{N,k} \neq \theta_{F,k}. \end{aligned}$$

Then, it follows that:

$$\{\tilde{H} = H_1\} = \cup_{k \in [L]} \{\tilde{H}_k = H_{1,k}\}.$$

In other words, if the regulator decides that any of the model parameters are not equal, then the original null hypothesis H_0 cannot hold. Applying the union bound:

$$\mathbb{P}(\tilde{H} = H_1 | \Phi) = \mathbb{P}(\cup_{k \in [L]} \{\tilde{H}_k = H_{1,k}\} | \Phi) \leq \sum_{k \in [L]} \mathbb{P}(\tilde{H}_k = H_{1,k} | \Phi).$$

By Definition 1:

$$\tilde{H}_k = H_{1,k} \iff d(\tilde{\theta}_{N,k}, \tilde{\theta}_{F,k}) > \delta_{\epsilon,k}.$$

Therefore,

$$\mathbb{P}(\tilde{H} = H_1 | \Phi) \leq \sum_{k \in [L]} \mathbb{P}(d(\tilde{\theta}_{N,k}, \tilde{\theta}_{F,k}) > \delta_{\epsilon,k} | \Phi),$$

implying that:

$$\sum_{k \in [L]} \mathbb{P}(d(\tilde{\theta}_{N,k}, \tilde{\theta}_{F,k}) > \delta_{\epsilon,k} | \Phi) < \alpha \implies \mathbb{P}(\tilde{H} = H_1 | \Phi) < \alpha,$$

which gives the desired result. \square

Reformulated optimization problem. By Proposition D.1, the SMP also meets regulation when solving the following optimization problem:

$$\begin{aligned} \max_{\phi_F} \quad & R(\Phi) \\ \text{s.t.} \quad & \mathbb{P}(d(\tilde{\theta}_{N,k}, \tilde{\theta}_{F,k}) > \delta_{\epsilon,k} | \Phi) < \alpha_k \quad \forall k \in [L], \\ & \sum_{k \in [L]} \alpha_k \leq \alpha, \end{aligned} \tag{6}$$

D.2 Assumption & concentration inequalities

Recall the following assumption, where $\tilde{\theta}_N^+$ and $\tilde{\theta}_F^+$ denote the MVUE estimates of generative model parameters θ_N and θ_F .

Assumption 2. *The regulator estimates tail probabilities of $\tilde{\theta}_N^+$ and $\tilde{\theta}_F^+$ using finite-sample Gaussian and sub-Gamma concentration inequalities.*

The precise form of the Gaussian concentration inequality is as follows [77]. If $U \sim \mathcal{N}(\mu, \sigma^2)$, then:

$$\mathbb{P}(U \geq \mu + s) \leq \exp\left(-\frac{s^2}{2\sigma^2}\right). \quad (7)$$

Moreover, the Gaussian bound is sharp to polynomial-factor corrections.

The precise form of the sub-Gamma concentration inequality is as follows [28]. Let $\Gamma(a, b)$ denote a gamma distribution with shape parameter a and scale parameter b , and let $SG(v, c)$ denote a sub-gamma random variable with variance factor v and scale parameter c . Then, if $U \in \Gamma(a, b)$:

$$\mathbb{P}(U \geq s) \leq \exp\left(-\frac{s^2}{2(a + bs)}\right), \quad (8)$$

which is derived from the Cramér-Chernoff inequality.

D.3 Intermediate results: Properties and useful lemmas

The following properties and lemmas will be used in later proofs. Let $\chi^2(n)$ denote a chi-squared random variable with n degrees of freedom. The notation for gamma and sub-gamma distributions are the same as in Section D.2

Property D.1. $U \sim \chi^2(n) \implies U \sim \Gamma(n/2, 2)$ [67].

Property D.2. For any $g > 0$, $U \sim \Gamma(a, b) \implies rU \sim \Gamma(a, gb)$ [33].

Property D.3. $U \sim \Gamma(a, b) \implies U \in SG(ab^2, b)$ [12].

Property D.4. Suppose $U \in SG(a_U, b_U)$ is independent of $V \in SG(a_V, b_V)$. Then, $U + V \in SG(a_U + a_V, \max(b_U, b_V))$ [28].

From these four properties, it can be shown that:

Property D.5. Then, $U \sim \chi^2(n) \implies g(U - \mathbb{E}[U]) \in SG(2ng^2, 2g)$ for any $g > 0$.

From these properties, we can derive two useful lemmas.

Lemma D.2. Suppose $n\tilde{\sigma}^2/\sigma^2 \sim \chi^2(n)$. Then,

$$\tilde{\sigma}^2 - \sigma^2 \in SG\left(\frac{2\sigma^4}{n}, \frac{2\sigma^2}{n}\right).$$

Proof. This result follows directly from Property D.5. □

Let $\sigma_0^c := \sigma_N^c + \sigma_F^c$. With slight abuse of notation, let $\sigma_0^{2\vee 4} := \max(\sigma_0^2, \sigma_0^4)$. Define analogous notation for the placeholder variables $\tilde{\sigma}_0^2$ and $\tilde{\sigma}_0^{2\vee 4}$ as well as for $\hat{\sigma}_0^2$ and $\hat{\sigma}_0^{2\vee 4}$.

Lemma D.3. Suppose that:

$$\tilde{\sigma}_j^2 - \sigma_j^2 \in SG\left(\frac{\sigma_j^4}{n_j}, \frac{\sigma_j^2}{n_j}\right),$$

for some $n_j > 0$ and $j \in \{N, F\}$. Then,

$$\begin{aligned} (\tilde{\sigma}_N^2 + \tilde{\sigma}_F^2) - (\sigma_N^2 + \sigma_F^2) &\in SG\left(\frac{\sigma_N^4}{n_N} + \frac{\sigma_F^4}{n_F}, \max\left(\frac{\sigma_N^2}{n_N}, \frac{\sigma_F^2}{n_F}\right)\right), \\ (\tilde{\sigma}_N^2 - \tilde{\sigma}_F^2) - (\sigma_N^2 - \sigma_F^2) &\in SG\left(\frac{\sigma_N^4}{n_N} + \frac{\sigma_F^4}{n_F}, \max\left(\frac{\sigma_N^2}{n_N}, \frac{\sigma_F^2}{n_F}\right)\right). \end{aligned}$$

Let $U = (\tilde{\sigma}_N^2 + \tilde{\sigma}_F^2) - (\sigma_N^2 + \sigma_F^2)$ or $U = (\tilde{\sigma}_N^2 - \tilde{\sigma}_F^2) - (\sigma_N^2 - \sigma_F^2)$. In either case, we have that:

$$\mathbb{P}(U \geq \Lambda) \leq \exp\left(-\frac{\Lambda^2}{2\left(\frac{\sigma_N^4}{n_N} + \frac{\sigma_F^4}{n_F} + \Lambda \max\left(\frac{\sigma_N^2}{n_N}, \frac{\sigma_F^2}{n_F}\right)\right)}\right) \leq \exp\left(-\frac{\Lambda - 1}{2Y}\right),$$

for $\Lambda > 0$, where:

$$Y = \frac{\sigma_0^{2\vee 4}}{\min(n_N, n_F)}.$$

Proof. The first result follows directly from Property D.4. The first inequality in the tail bound result follows from (8). The second inequality follows from:

$$\begin{aligned}
\mathbb{P}(U \geq \Lambda) &\leq \exp \left(-\frac{\Lambda^2}{2 \left(\frac{\sigma_N^4}{n_N} + \frac{\sigma_F^4}{n_F} + \Lambda \max \left(\frac{\sigma_N^2}{n_N}, \frac{\sigma_F^2}{n_F} \right) \right)} \right), \\
&\leq \exp \left(-\frac{\Lambda^2}{2 \left(\frac{\sigma_N^4}{n_N} + \frac{\sigma_F^4}{n_F} + \Lambda \left(\frac{\sigma_N^2}{n_N} + \frac{\sigma_F^2}{n_F} \right) \right)} \right), \\
&\leq \exp \left(-\frac{\Lambda^2}{2Y(1+\Lambda)} \right), \\
&\leq \exp \left(-\frac{\Lambda-1}{2Y} \right),
\end{aligned}$$

which completes the proof. \square

D.4 Intermediate results: Key theorems

In this section, we provide two key intermediate results. Note that we have not yet restricted ourselves to the linear Gaussian time-invariant or time-varying settings.

As motivated in Section 3 and Appendix C.2, the regulator only considers the user who uses the MVUE \mathcal{A}^+ . As such, for the remainder of this document, it is assumed that any user estimates are those relevant to the regulatory procedure and therefore from the MVUE.

Let $\boldsymbol{\theta} = (\beta_1, \dots, \beta_r, \sigma_1^2, \dots, \sigma_r^2)$ denote the generative model parameters. Let the user's parameter estimates $\tilde{\boldsymbol{\theta}}$ after observing data Z be defined analogously. For $j \in \{N, F\}$, suppose that:

$$\tilde{\boldsymbol{\beta}}_j \sim \mathcal{N}(\boldsymbol{\beta}_j, \Sigma_j), \quad (9)$$

and:

$$\tilde{\sigma}_{j,k}^2 - \sigma_{j,k}^2 \in \text{SG} \left(\frac{\sigma_{j,k}^4}{n_j}, \frac{\sigma_{j,k}^2}{n_j} \right), \quad (10)$$

for all $k \in [r]$, where $\sigma_{j,k}^2 = \Sigma_{j,kk}$, $\tilde{\sigma}_{j,k}^2 = \tilde{\Sigma}_{j,kk}$, and $n_j > 0$.

Let $d(\mathbf{a}, \mathbf{b}) = \|\mathbf{a} - \mathbf{b}\|_1$. For a given $K \geq 1$, let:

$$\bar{K} = \begin{cases} K, & \sigma_{0,k}^2 > \sigma_{0,k}^4, \\ \sqrt{K}, & \text{otherwise.} \end{cases}$$

Lastly, define:

$$\begin{aligned}
p_K &:= \exp \left(-\frac{\min(n_N, n_F)}{2\sigma_{0,k}^{2\vee 4}} \left(\frac{K-1}{K} \sigma_{0,k}^2 - 1 \right) \right), \\
S_K(\kappa) &:= 2(1 - p_K) \left(\frac{\epsilon}{2} \right)^{\frac{1}{\kappa}} + 2p_K.
\end{aligned}$$

The following results are key intermediate steps to our main results.

Theorem D.4. *Let $\gamma_k \geq 0$ for all $k \in [r]$ and $\sum_{k=1}^r \gamma_k = \gamma$. Then, under Assumptions 1, the (γ, ϵ) -matching of $\tilde{\boldsymbol{\beta}}_N$ and $\tilde{\boldsymbol{\beta}}_F$ is achieved by choosing $\boldsymbol{\beta}_F$ given $\boldsymbol{\beta}_N$ and m such that, for all $k \in [r]$, $\boldsymbol{\beta}_{F,k}$ satisfies:*

$$|\beta_{N,k} - \beta_{F,k}| := d_{\beta_k} \leq \sup_{\{K: K \geq 1 \cap \gamma_k \geq S_K(K)\}} \sqrt{2\sigma_{0,k}^2} \left(\sqrt{\frac{1}{K} \ln \left(\frac{2}{\epsilon} \right)} - \sqrt{\ln \left(\frac{2(1-p_K)}{\gamma_k - 2p_K} \right)} \right). \quad (11)$$

Proof. First, we use Proposition D.1 from Appendix D.1. This result implies that the (γ, ϵ) -matching of means can be achieved by (γ_k, ϵ) -matching $\tilde{\beta}_{N,k}$ and $\tilde{\beta}_{F,k}$ for all $k \in [r]$ and $\sum_{k=1}^r \gamma_k = \gamma$. Recall that $d(a, b) = |a - b|$. Let $d_{\beta_k} = d(\beta_{N,k}, \beta_{F,k})$, and $d_{\tilde{\beta}_k} = d(\tilde{\beta}_{N,k}, \tilde{\beta}_{F,k})$. Then, by (9) and the well-known property for the sum of independent Gaussian variables,

$$\tilde{\beta}_{N,k} - \tilde{\beta}_{F,k} \sim \mathcal{N}(\beta_{N,k} - \beta_{F,k}, \sigma_{0,k}^2). \quad (12)$$

The remainder of the proof is split into two steps: ϵ -rejection and (γ_k, ϵ) -matching.

Part I: ϵ -rejection. We first begin by finding when ϵ -rejection occurs. Recall that the regulator uses the decision rule \tilde{H} and that $H = H_0 \implies \beta_{N,k} = \beta_{F,k} \cap \sigma_{N,k}^2 = \sigma_{F,k}^2$. To choose \tilde{H} that satisfies (5), we utilize Assumption 1. Applying the Gaussian concentration inequality (7) to (12) under $H = H_0$ for some $\delta \geq 0$ yields:

$$\mathbb{P}\left(d_{\tilde{\beta}_k} \geq \delta | H = H_0, \tilde{\sigma}_{0,k}^2 = \hat{\sigma}_{0,k}^2\right) \quad (13)$$

$$\begin{aligned} &= \mathbb{P}\left(|\tilde{\beta}_{N,k} - \tilde{\beta}_{F,k}| \geq \delta | H = H_0, \tilde{\sigma}_{0,k}^2 = \hat{\sigma}_{0,k}^2\right) \\ &= 2\mathbb{P}\left((\tilde{\beta}_{N,k} - \tilde{\beta}_{F,k}) - (\beta_{N,k} - \beta_{F,k}) \geq \delta | H = H_0, \tilde{\sigma}_{0,k}^2 = \hat{\sigma}_{0,k}^2\right) \\ &= 2\mathbb{P}\left(\tilde{\beta}_{N,k} - \tilde{\beta}_{F,k} \geq \delta | \tilde{\sigma}_{0,k}^2 = \hat{\sigma}_{0,k}^2\right) \\ &\leq 2 \exp\left(-\frac{\delta^2}{2\hat{\sigma}_{0,k}^2}\right). \end{aligned} \quad (14)$$

We condition on $\tilde{\sigma}_{0,k}^2 = \hat{\sigma}_{0,k}^2$ because $\sigma_{0,k}$ itself is unknown, meaning that $\tilde{\sigma}_{0,k}^2$ is a random variable.

Then, satisfying (5) means bounding (14) by ϵ , such that:

$$\mathbb{P}\left(d_{\tilde{\beta}_k} \geq \delta | H = H_0, \tilde{\sigma}_{0,k}^2 = \hat{\sigma}_{0,k}^2\right) \leq 2 \exp\left(-\frac{\delta^2}{2\hat{\sigma}_{0,k}^2}\right) \leq \epsilon,$$

which means that the regulator selects $\tilde{H} = H_1$ when $d_{\tilde{\beta}_k} \geq \delta_\epsilon$, where:

$$\delta_\epsilon^2 = 2\hat{\sigma}_{0,k}^2 \ln\left(\frac{2}{\epsilon}\right).$$

Therefore, ϵ -rejection as defined in Definition 1 occurs when $\tilde{H} = H_1 \iff d_{\tilde{\beta}_k} \geq \delta_\epsilon$.

Part II: (γ_k, ϵ) -matching. For a given ϕ_N and m , the objective of the SMP, by Definition 3, is to set ϕ_F such that $\mathbb{P}(|\tilde{\beta}_{N,k} - \tilde{\beta}_{F,k}| \geq \delta_\epsilon | \Phi = (m, \phi_N, \phi_F)) \leq \gamma_k$. This can be achieved by requiring that:

$$\begin{aligned} \mathbb{P}((\tilde{\beta}_{N,k} - \tilde{\beta}_{F,k}) \geq \delta_\epsilon | \Phi) &= \mathbb{P}((\tilde{\beta}_{N,k} - \tilde{\beta}_{F,k}) - (\beta_{N,k} - \beta_{F,k}) \geq \delta_\epsilon - (\beta_{N,k} - \beta_{F,k}) | \Phi) \leq \frac{\gamma_k}{2}, \\ \mathbb{P}((\tilde{\beta}_{F,k} - \tilde{\beta}_{N,k}) \geq \delta_\epsilon | \Phi) &= \mathbb{P}((\tilde{\beta}_{F,k} - \tilde{\beta}_{N,k}) - (\beta_{F,k} - \beta_{N,k}) \geq \delta_\epsilon - (\beta_{F,k} - \beta_{N,k}) | \Phi) \leq \frac{\gamma_k}{2}. \end{aligned}$$

Since the analysis for the second inequality is symmetric to that for the first, we focus on the first. For some $s \geq 0$, we apply (7) to obtain:

$$\mathbb{P}((\tilde{\beta}_{N,k} - \tilde{\beta}_{F,k}) - (\beta_{N,k} - \beta_{F,k}) \geq \delta_\epsilon - (\beta_{N,k} - \beta_{F,k}) | \Phi) \quad (15)$$

$$\begin{aligned} &= \mathbb{P}((\tilde{\beta}_{N,k} - \tilde{\beta}_{F,k}) - (\beta_{N,k} - \beta_{F,k}) \geq \delta_\epsilon - (\beta_{N,k} - \beta_{F,k}) | \tilde{\sigma}_{0,k}^2 < s^2, \Phi) \mathbb{P}(\tilde{\sigma}_{0,k}^2 < s^2 | \Phi) \\ &\quad + \mathbb{P}((\tilde{\beta}_{N,k} - \tilde{\beta}_{F,k}) - (\beta_{N,k} - \beta_{F,k}) \geq \delta_\epsilon - (\beta_{N,k} - \beta_{F,k}) | \tilde{\sigma}_{0,k}^2 \geq s^2, \Phi) \mathbb{P}(\tilde{\sigma}_{0,k}^2 \geq s^2 | \Phi) \\ &\leq (1 - \mathbb{P}(\tilde{\sigma}_{0,k}^2 < s^2 | \Phi)) \exp\left(-\frac{\left(\sqrt{2s^2 \ln\left(\frac{2}{\epsilon}\right)} - \beta_{N,k} + \beta_{F,k}\right)^2}{2\sigma_{0,k}^2}\right) + \mathbb{P}(\tilde{\sigma}_{0,k}^2 < s^2 | \Phi) \quad (1), \end{aligned} \quad (16)$$

where the equality follows from conditioning and marginalizing, and the inequality follows two observations. First, that the probability is upper bounded by 1 and, second, that as $\tilde{\sigma}_{0,k}^2$ decreases, the

tail probability decreases, so the tail probability for any $\tilde{\sigma}_{0,k}^2 \in [0, s^2)$ is upper bounded by the tail probability for $\tilde{\sigma}_{0,k}^2 = s^2$.

We will now set s^2 and find $\mathbb{P}(\tilde{\sigma}_{0,k}^2 < s^2 | \Phi)$. Let $s^2 = \sigma_{0,k}^2 / K$ for some $K \geq 1$. Then, from Lemma D.3,

$$\begin{aligned} \mathbb{P}(\tilde{\sigma}_{0,k}^2 < s^2 | \Phi) &= \mathbb{P}\left(\tilde{\sigma}_{0,k}^2 - \sigma_{0,k}^2 < -\frac{K-1}{K}\sigma_{0,k}^2 \mid \Phi\right) \\ &\leq \exp\left(-\frac{(K-1)\sigma_{0,k}^2 - K}{2KR}\right) \\ &\leq \exp\left(-\frac{\min(n_N, n_F)((K-1)\sigma_{0,k}^2 - K)}{2K\sigma_{0,k}^{4\vee 2}}\right) \\ &\leq \exp\left(-\frac{\min(n_N, n_F)}{2\sigma_{0,k}^{4\vee 2}}\left(\frac{K-1}{K}\sigma_{0,k}^2 - 1\right)\right) \\ &=: p_K. \end{aligned} \tag{17}$$

The objective of (γ_k, ϵ) -matching is to upper bound (15) by $\gamma_k/2$. Continuing the analysis from (16):

$$\begin{aligned} \mathbb{P}((\tilde{\beta}_{N,k} - \tilde{\beta}_{F,k}) - (\beta_{N,k} - \beta_{F,k}) \geq \Delta_\epsilon - (\beta_{N,k} - \beta_{F,k}) | \Phi) \\ \leq (1 - \mathbb{P}(\tilde{\sigma}_{0,k}^2 < s^2 | \Phi)) \exp\left(-\frac{\left(\sqrt{2s^2 \ln\left(\frac{2}{\epsilon}\right)} - \beta_{N,k} + \beta_{F,k}\right)^2}{2\sigma_{0,k}^2}\right) + \mathbb{P}(\tilde{\sigma}_{0,k}^2 < s^2 | \Phi) \\ \leq (1 - p_K) \exp\left(-\frac{\left(\sqrt{(2\sigma_{0,k}^2/K) \ln\left(\frac{2}{\epsilon}\right)} - \beta_{N,k} + \beta_{F,k}\right)^2}{2\sigma_{0,k}^2}\right) + p_K \\ \leq \frac{\gamma_k}{2}. \end{aligned}$$

Applying a symmetric argument to $\tilde{\beta}_{F,k} - \tilde{\beta}_{N,k}$ and solving both for d_{β_k} yields the result:

$$|\beta_{N,k} - \beta_{F,k}| \leq \sqrt{2\sigma_{0,k}^2} \left(\sqrt{\frac{1}{K} \ln\left(\frac{2}{\epsilon}\right)} - \sqrt{\ln\left(\frac{2(1-p_K)}{\gamma_k - 2p_K}\right)} \right).$$

Recall that this analysis requires that $K \geq 1$ and that the right-hand side (specifically, the quantity inside the parentheses) of the inequality above is positive. Taking the supremum over these two conditions yields the theorem result. \square

Remark D.1. When the distribution variances are known (i.e., $\sigma_{j,k}^2$ are known), then there is no randomness in $\tilde{\sigma}_{j,k}^2$. In this case, one can set $K = 1$ and $p_K = 0$.

Theorem D.5. Let $\nu_k \geq 0$ for all $k \in [r]$ and $\sum_{k=1}^r \nu_k = \nu$. Then, under Assumption 1, the (ν, ϵ) -matching of $\tilde{\sigma}_{N,k}^2$ and $\tilde{\sigma}_{F,k}^2$ for all $k \in [r]$ is achieved by choosing $\sigma_{F,k}^2$ given $\sigma_{N,k}^2$ and m such that $\sigma_{F,k}^2$ satisfies:

$$|\sigma_{N,k}^2 - \sigma_{F,k}^2| := d_{\sigma_k^2} \leq \sup_{\{K: K \geq 1 \cap \nu_k \geq S_{\bar{K}}(K)\}} \frac{2\sigma_{0,k}^{2\vee 4}}{\min(n_N, n_F)} \left(\frac{1}{K} \ln\left(\frac{2}{\epsilon}\right) - \ln\left(\frac{2(1-p_K)}{\nu_k - 2p_K}\right) \right). \tag{18}$$

Proof. This proof mirrors that given for Theorem D.4. First, we use Proposition D.1 from Appendix D.1. This result implies that the (ν, ϵ) -matching of variances can be achieved by (ν_k, ϵ) -matching $\tilde{\sigma}_{N,k}^2$ and $\tilde{\sigma}_{F,k}^2$ for all $k \in [r]$ and $\sum_{k=1}^r \gamma_k = \gamma$. Recall that $d(a, b) = |a - b|$. Let $d_{\sigma_k^2} = d(\sigma_{N,k}^2, \sigma_{F,k}^2)$, and $d_{\tilde{\sigma}_k^2} = d(\tilde{\sigma}_{N,k}^2, \tilde{\sigma}_{F,k}^2)$. Then, by (10) and Property D.4 (which we can use due to Assumption 1),

$$(\tilde{\sigma}_{N,k}^2 - \tilde{\sigma}_{F,k}^2) - (\sigma_{N,k}^2 - \sigma_{F,k}^2) \in \text{SG}\left(\frac{\sigma_{N,k}^4}{n_N} + \frac{\sigma_{F,k}^4}{n_F}, \max\left(\frac{\sigma_{N,k}^2}{n_N}, \frac{\sigma_{F,k}^2}{n_F}\right)\right). \tag{19}$$

The remainder of the proof is split into two steps: ϵ -rejection and (ν_k, ϵ) -matching.

Part I: ϵ -rejection. We first begin by finding when ϵ -rejection occurs. Recall that the regulator uses the decision rule \tilde{H} and that $H_0 \implies \sigma_{N,k}^2 = \sigma_{F,k}^2$. To choose \tilde{H} that satisfies (5), we utilize Assumption 1. Applying Lemma D.3

$$\begin{aligned} & \mathbb{P}(d_{\tilde{\sigma}_k^2} \geq \Lambda | H = H_0, \tilde{\sigma}_{0,k}^2 = \hat{\sigma}_{0,k}^2) \\ &= 2\mathbb{P}((\tilde{\sigma}_{N,k}^2 - \tilde{\sigma}_{F,k}^2) - (\sigma_{N,k}^2 - \sigma_{F,k}^2) \geq \Lambda | H = H_0, \tilde{\sigma}_{0,k}^2 = \hat{\sigma}_{0,k}^2) \\ &= 2\mathbb{P}(\tilde{\sigma}_{N,k}^2 - \tilde{\sigma}_{F,k}^2 \geq \Lambda | \tilde{\sigma}_{0,k}^2 = \hat{\sigma}_{0,k}^2) \\ &\leq 2 \exp\left(-\frac{(\Lambda - 1) \min(n_N, n_F)}{2\hat{\sigma}_{0,k}^{4\vee 2}}\right) \end{aligned} \quad (20)$$

Then, satisfying (5) means bounding (20) by ϵ . As a result, the regulator selects $\tilde{H} = H_1$ when $d_{\tilde{\sigma}_k^2} \geq \Lambda_\epsilon$ where:

$$\Lambda_\epsilon = \frac{2\hat{\sigma}_{0,k}^{4\vee 2}}{\min(n_N, n_F)} \ln\left(\frac{2}{\epsilon}\right) + 1, \quad (21)$$

Therefore, ϵ -rejection as defined in Definition 1 occurs when $\tilde{H} = H_1 \iff d_{\tilde{\sigma}_k^2} \geq \Lambda_\epsilon$.

Part II: (ν_k, ϵ) -matching. For a given ϕ_N and m , the objective of the SMP, by Definition 3, is to set ϕ_F such that $\mathbb{P}(|\tilde{\sigma}_{N,k}^2 - \tilde{\sigma}_{F,k}^2| \geq \Lambda_\epsilon | \Phi) \leq \nu_k$. This can be achieved by requiring that:

$$\begin{aligned} \mathbb{P}((\tilde{\sigma}_{N,k}^2 - \tilde{\sigma}_{F,k}^2) \geq \Lambda_\epsilon | \Phi) &= \mathbb{P}((\tilde{\sigma}_{N,k}^2 - \tilde{\sigma}_{F,k}^2) - (\sigma_{N,k}^2 - \sigma_{F,k}^2) \geq \Lambda_\epsilon - (\sigma_{N,k}^2 - \sigma_{F,k}^2) | \Phi) \leq \frac{\nu_k}{2}, \\ \mathbb{P}((\tilde{\sigma}_{F,k}^2 - \tilde{\sigma}_{N,k}^2) \geq \Lambda_\epsilon | \Phi) &= \mathbb{P}((\tilde{\sigma}_{F,k}^2 - \tilde{\sigma}_{N,k}^2) - (\sigma_{F,k}^2 - \sigma_{N,k}^2) \geq \Lambda_\epsilon - (\sigma_{F,k}^2 - \sigma_{N,k}^2) | \Phi) \leq \frac{\nu_k}{2}. \end{aligned}$$

Since the analysis for the second inequality is symmetric to that for the first, we focus on the first. Again applying Lemma D.3 yields:

$$\begin{aligned} & \mathbb{P}((\tilde{\sigma}_{N,k}^2 - \tilde{\sigma}_{F,k}^2) - (\sigma_{N,k}^2 - \sigma_{F,k}^2) \geq \Lambda_\epsilon - (\sigma_{N,k}^2 - \sigma_{F,k}^2) | \Phi) \\ &= \mathbb{P}((\tilde{\sigma}_{N,k}^2 - \tilde{\sigma}_{F,k}^2) - (\sigma_{N,k}^2 - \sigma_{F,k}^2) \geq \Lambda_\epsilon - (\sigma_{N,k}^2 - \sigma_{F,k}^2) | \tilde{\sigma}_{0,k}^2 \geq \bar{s}^2, \Phi) \mathbb{P}(\tilde{\sigma}_{0,k}^2 \geq \bar{s}^2 | \Phi) \\ &\quad + \mathbb{P}((\tilde{\sigma}_{N,k}^2 - \tilde{\sigma}_{F,k}^2) - (\sigma_{N,k}^2 - \sigma_{F,k}^2) \geq \Lambda_\epsilon - (\sigma_{N,k}^2 - \sigma_{F,k}^2) | \tilde{\sigma}_{0,k}^2 < \bar{s}^2, \Phi) \mathbb{P}(\tilde{\sigma}_{0,k}^2 < \bar{s}^2 | \Phi) \\ &\leq \mathbb{P}((\tilde{\sigma}_{N,k}^2 - \tilde{\sigma}_{F,k}^2) - (\sigma_{N,k}^2 - \sigma_{F,k}^2) \geq \Lambda_\epsilon - (\sigma_{N,k}^2 - \sigma_{F,k}^2) | \tilde{\sigma}_{0,k}^2 \geq \bar{s}^2, \Phi) (1 - \bar{p}) + \bar{p} \\ &\leq \exp\left(-\frac{2\bar{s}^{4\vee 2} \ln\left(\frac{2}{\epsilon}\right) - \min(n_N, n_F)(\sigma_{N,k}^2 - \sigma_{F,k}^2)}{2\sigma_{0,k}^{4\vee 2}}\right) (1 - p_{\bar{K}}) + p_{\bar{K}}, \end{aligned} \quad (22)$$

where the equality follows from conditioning and marginalizing, and (22) follows from the same two observations as given in the proof of Theorem D.4.

We will now set \bar{s}^2 and upper bound $\mathbb{P}(\tilde{\sigma}_{0,k}^2 < \bar{s}^2 | \Phi) \leq p_{\bar{K}}$. Let $\bar{s}^2 = \sigma_{0,k}^2 / \bar{K}$ for some $\bar{K}, K \geq 1$. By an analysis identical to the one given in the proof of Theorem D.4 for (17):

$$\begin{aligned} \mathbb{P}(\tilde{\sigma}_{0,k}^2 < \bar{s}^2 | \Phi) &= \mathbb{P}\left(\tilde{\sigma}_{0,k}^2 - \sigma_{0,k}^2 < -\frac{\bar{K} - 1}{\bar{K}} \sigma_{0,k}^2 \mid \Phi\right) \\ &\leq \exp\left(-\frac{\min(n_N, n_F)}{2\sigma_{0,k}^{4\vee 2}} \left(\frac{\bar{K} - 1}{\bar{K}} \sigma_{0,k}^2 - 1\right)\right) \\ &=: p_{\bar{K}}. \end{aligned} \quad (23)$$

Now, the objective of (ν_k, ϵ) -matching is to upper bound (22) by $\nu_k/2$. Applying a symmetric argument to $\tilde{\sigma}_{F,k}^2 - \tilde{\sigma}_{N,k}^2$ and solving for $d_{\sigma_k^2}$ yields the result:

$$d_{\sigma_k^2} = |\sigma_{N,k}^2 - \sigma_{F,k}^2| \leq \frac{2\sigma_{0,k}^{4\vee 2}}{\min(n_N, n_F)} \left(\frac{1}{\bar{K}} \ln\left(\frac{2}{\epsilon}\right) - \ln\left(\frac{2(1 - p_{\bar{K}})}{\nu_k - 2p_{\bar{K}}}\right)\right).$$

Recall that this analysis requires that $K \geq 1$ and that the right-hand side (specifically, the quantity inside the parentheses) of the inequality above is positive. Taking the supremum over these two conditions yields the result. \square

Remark D.2. In both Theorems D.4 and D.5, the upper bounds on d_{β_k} and $d_{\sigma_k^2}$ shrink to 0 as $\sigma_{0,k}^2 \rightarrow 0$. Therefore, the feasible set reduces to the trivial solutions $\theta_N = \theta_F$ when $\sigma_{0,k}^2 = 0$. When this occurs, the only way that the SMP can meet regulation is by generating content Z_F and natural content Z_N from the same models/distributions.

Remark D.3. By a similar logic to that explained in Remark D.2, if the SMP does not know $\sigma_{j,k}^2$ but knows their lower bounds, then satisfying Theorems D.4 and D.5 using the lower bounds instead of $\sigma_{j,k}^2$ also meets regulation since it gives a feasible set that is no larger than the original one.

Remark D.4. In both Theorems D.4 and D.5, there are requirements on γ_k and ν_k with respect to ϵ . They imply that it is not possible for the SMP to reliably prevent ϵ -rejection when the rate ϵ at which the regulator chooses $\tilde{H} = H_1$ is large and the maximum rate ν_k or γ_k the SMP is allowed for the outcome $\tilde{H} = H_1$ is small. For instance, meeting regulation is not possible when $\epsilon > \gamma_k$ or $\epsilon > \nu_k$.

D.5 Results & proofs for Section 4.1 (time-invariant linear setting)

We re-introduce the setup and notation for the time-invariant linear setting. In this setting, the user's feed Z contains pieces of content $\mathbf{z}_i = (y_i, \mathbf{x}_i)$, where:

$$y_i = \beta^\top \mathbf{x}_i + u_i, \quad (2)$$

each \mathbf{z}_i corresponds to an individual piece of content with covariates $\mathbf{x}_i \in \mathbb{R}^r$ and outcome $y_i \in \mathbb{R}$ (e.g., y_i is the sentiment associated with the opinion described by \mathbf{x}_i), the first component of every \mathbf{x}_i is 1, and $u_i \stackrel{i.i.d.}{\sim} \mathcal{N}(0, \rho^2)$ is independent of the covariates \mathbf{x}_i . Suppose that $|x_{i,k}| > 0$ for all $i \in [m]$ and $k \in [r]$. Let m be the number of items the user has observed, $\mathbf{y} = [y_1, \dots, y_m]^\top \in \mathbb{R}^m$, $X = [\mathbf{x}_1, \dots, \mathbf{x}_m]^\top \in \mathbb{R}^{m \times r}$ be the full-rank (non-random) design matrix, $D = (X^\top X)^{-1} \in \mathbb{R}^{r \times r}$, $\Sigma = \rho^2 D_{kk} \in \mathbb{R}^{r \times r}$, and $\sigma_k^2 = \Sigma_{kk}$. This setting is time-invariant because the system parameters $\beta \in \mathbb{R}^r$ and $\rho \in \mathbb{R}$, which are latent to the user, are *fixed* across time. Let the parameters governing the natural (resp. filtered) feeds be β_N, ρ_N (resp. β_F, ρ_F). Let $\theta_N = (\beta_{N,1}, \dots, \beta_{N,r}, \sigma_{N,1}^2, \dots, \sigma_{N,r}^2)$, and let θ_F be defined analogously. Recall that the regulator (and therefore the SMP) need only consider the MVUE \mathcal{A}^+ for θ . Let the resulting estimates based on observations Z_F and Z_N be denoted by $\tilde{\theta}_F$ and $\tilde{\theta}_N$, respectively. Finally, in the notation of Section 3.4, let $\phi_N = (\beta_N, D_N \rho_N)$, let ϕ_F be defined analogously, and recall that $\Phi = (m, \phi_N, \phi_F)$.

In order to apply Theorems D.4 and D.5, the conditions (9) and (10) must hold, as shown next.

Lemma D.6. Consider (2). Then, the MVUE \mathcal{A}^+ gives estimates $\tilde{\beta}_{j,k}$ and $\tilde{\sigma}_{j,k}^2$ for all $j \in \{N, F\}$ and $k \in [r]$, such that:

$$\tilde{\beta}_{j,k} \sim \mathcal{N}(\beta_{j,k}, \sigma_{j,k}^2), \quad (24)$$

$$\tilde{\sigma}_{j,k}^2 - \sigma_{j,k}^2 \sim SG\left(\frac{2\sigma_{j,k}^4}{m-r}, \frac{2\sigma_{j,k}^2}{m-r}\right). \quad (25)$$

Proof. (24) is a well known result in inference for multiple linear regression [55]. Using OLS to estimate the parameters β for multiple linear regression with Gaussian white noise gives $\tilde{\beta} = DX^\top \mathbf{y}$, where $\tilde{\beta} \sim \mathcal{N}(\beta, \rho^2 D)$. Since X is full-rank, the OLS estimator is the MVUE [63] (which can also be proven using the Gauss-Markov theorem [51]) with $\sigma_{j,k}^2 = \rho_j^2 D_{j,kk}$, as defined above.

(25) follows from several observations. First, the variance ρ^2 in (2) is estimated from the residuals of the OLS estimates: $y_i - \tilde{\beta}^\top x_i$. The SSE estimator for the variance is given by $\tilde{\rho}^2 = \frac{1}{m-r} \sum_{i=1}^m (y_i - \tilde{\beta}^\top x_i)^2$. It is well-known that $\tilde{\rho}^2$ is an unbiased estimator [42, 72]. Moreover, by Corollary 2.2. in [11] or the Lehmann-Scheffé Theorem [51], it is also the MVUE in this setting. Second, it is well known [75] that the sum of residuals $\tilde{\rho}^2$ has a chi-square distribution with $m-r$ degrees of freedom. Specifically,

$$\frac{(m-r)\tilde{\rho}^2}{\rho^2} \sim \chi^2(m-r).$$

By Lemma D.2 and Property D.4,

$$\tilde{\rho}_i^2 - \rho_j^2 \sim \text{SG} \left(\frac{2\rho_i^4}{m-r}, \frac{2\rho_i^2}{m-r} \right).$$

Since $\tilde{\sigma}_{i,k}^2 = \rho_i^2 D_{i,kk}$, we can apply Property D.5 to obtain the result. \square

Lemma D.6 allow Theorems D.4 and D.5 to be applied to the task of (α, ϵ) -matching (i.e., meeting regulation) for (2) with the appropriate substitutions, as follows.

Theorem 2. Consider (2) and let $\gamma \in [0, \alpha]$. Then, under Assumption 1, (α, ϵ) -regulation is met if, for all $k \in [r]$, $\beta_{F,k}$ satisfies:

$$|\beta_{F,k} - \beta_{N,k}| := d_{\beta_k} \leq \sup_{\{K: K \geq 1 \cap \gamma \geq r S_K(K)\}} \sqrt{2\sigma_{0,k}^2} \left(\sqrt{\frac{1}{K} \ln \left(\frac{2}{\epsilon} \right)} - \sqrt{\ln \left(\frac{2(1-p_K)}{\gamma/r - 2p_K} \right)} \right), \quad (3)$$

and $\sigma_{F,k}^2$ satisfies:

$$|\sigma_{F,k}^2 - \sigma_{N,k}^2| := d_{\sigma_k^2} \leq \sup_{\{K: K \geq 1 \cap \gamma \leq \alpha - r S_K(K)\}} \frac{4\sigma_{0,k}^{2\vee 4}}{m-r} \left(\frac{1}{K} \ln \left(\frac{2}{\epsilon} \right) - \ln \left(\frac{2(1-p_K)}{(\alpha - \gamma)/r - 2p_K} \right) \right).$$

Proof. This result is a direct application of Theorems D.4 and D.5 using Lemma D.6. Lemma D.6 implies that these theorems can then be applied with the substitutions $\sigma_{j,k}^2 = \rho_i^2 D_{i,kk}$ and $n_N = n_F = (m-r)/2$. To specialize the (γ, ϵ) -matching and (ν, ϵ) -matching of Theorems D.4 and D.5 to (2), let $\nu = \alpha - \gamma$ such that $\gamma + \nu = \alpha$, as desired. Lastly, to simplify the result, let each $\gamma_k = \gamma/r$ and $\nu_k = (1 - \gamma)/r$. \square

Remark D.5. The substitutions $\gamma_k = \gamma/r$ and $\nu_k = (1 - \gamma)/r$ in Theorem D.5 (see proof above) are not required. It may be advantageous to allow $\gamma_k \neq \gamma_\ell$ for $k \neq \ell \in [r]$ and similarly for ν_k . Recall that γ_k and ν_k tune the strictness of regulation (e.g., a small γ_k means that $\beta_{F,k}$ must be very close to $\beta_{N,k}$ to meet regulation). Therefore, setting $\gamma_k, \nu_k \geq 0$ to different values can be used by the regulator to prioritize certain features over others.

Remark D.6. Since $\sigma_{j,k}^2 = \rho_i^2 D_{i,kk}$ is the product of two elements, the SMP has an additional degree of freedom in choosing the generative models' hyperparameters. For instance, the SMP can perfectly match $\sigma_{N,k}^2 = \sigma_{F,k}^2$ even when $\rho_F^2 \neq \rho_N^2$ and $D_{1,kk} \neq D_{2,kk}$. Intuitively, this is what gives the SMP the ability to achieve high reward or increase content diversity under regulation, as discussed in Section 4.2.

Remark D.7. These bounds are of the same order as those expected of the MVUE, which state that the distance decays as $1/\sqrt{m}$.

Corollary 3. As $m \rightarrow \infty$, the feasible set contains only the trivial solutions $\hat{\Phi}$ for which $\theta_N = \theta_F$.

Proof. Since the design matrix X is full-rank and $|x_{i,k}| > 0$ for all $i \in [m]$ and $k \in [r]$, the diagonal elements $(X^\top X)_{kk} = \sum_{i=1}^m x_{i,k}^2 \rightarrow \infty$ as the size of the dataset $m \rightarrow \infty$. Therefore, its determinant $|X^\top X| \rightarrow \infty$ as $m \rightarrow \infty$. By definition of the matrix inverse, the elements $D_{kk} \rightarrow 0$ as $m \rightarrow \infty$. Specializing this result to $j \in \{N, F\}$, $\sigma_{j,k}^2 = \rho_j^2 D_{j,kk} \rightarrow 0$ as $m \rightarrow \infty$. By Theorem 2, the upper bounds on d_{β_k} and $d_{\sigma_k^2}$ approach 0, which means that the only way to meet regulation is to set $d_{\beta_k}, d_{\sigma_k^2} = 0$, concluding the proof. \square

Remark D.8. Intuitively, as more samples arrive, the estimates $\tilde{\theta}_N, \tilde{\theta}_F$ steadily improve, making it increasingly easy for the regulator to tell that learning divergence has occurred if $\theta_N \neq \theta_F$ are not equal. As such, the SMP can only choose $\theta_F = \theta_N$ in the long term, which may impose a high cost on the SMP.

D.6 Results & proofs for Section 4.2 (time-varying linear setting)

We re-introduce the setup and notation for the more realistic, time-varying linear setting. Instead of (2), suppose that:

$$\beta^{(t)} = A\beta^{(t-1)} + v^{(t)}, \quad y = X^{(t)}\beta^{(t)} + u^{(t)}, \quad (4)$$

where $v^{(t)} \sim \mathcal{N}(\mathbf{0}, Q)$ and $u^{(t)} \sim \mathcal{N}(\mathbf{0}, \rho^2 \mathbb{I}_m)$ are independent white processes [3]. We adopt the same conventions as in Section 4.1 (also included below (2) above).

There are three main differences from Section 4.1 and Appendix D.5. The first is that the hyperparameters are now given by $\phi^{(t)} = (\beta^{(t)}, D^{(t)}, \rho, Q)$. The second is that the MVUE estimates θ_F and θ_N take a different form, as addressed in the next lemma. The third is that σ_k^2 also takes a different form, which is the result of the following lemma. Note that A is exogeneous.

Showing feasible set is non-trivial even under adversarial conditions. To contrast the time-varying analysis against the time-invariant one, we wish to show that, even when the users have extremely good estimators, the feasible set for the SMP is still non-trivial. To do so, we consider the setting in which the user already has good knowledge of the system; specifically, the user knows A , Q_N , Q_F , ρ_N^2 , and ρ_F^2 . As such, the user can deduce the variances $\sigma_{j,k}^2$ for $j \in \{N, F\}$ and all $k \in [r]$ perfectly, meaning that the SMP must set $\sigma_{N,k}^2 = \sigma_{F,k}^2$. Therefore, the problem of hypothesis matching reduces to (α, ϵ) -matching of β_F to β_N , and we focus on Theorem D.4.

As done in Section D.5, we must first show that (9) holds in order to apply Theorem D.4, leading to the following result.

Lemma D.7. *Consider (4) and suppose the user has perfect knowledge of A , Q_N , Q_F , ρ_N^2 , and ρ_F^2 . Then, the MVUE \mathcal{A}^+ gives estimates $\tilde{\beta}_{j,k}^{(t)}$ for $j \in \{N, F\}$ and all $k \in [r]$, such that:*

$$\tilde{\beta}_j^{(t)} \sim \mathcal{N}(\beta_j^{(t)}, P_j^{(t)}),$$

where, using the abbreviation of $P_j^{(t)}$ to $P_{j,t}$ and so on:

$$P_{j,t} = \bar{P}_{j,t} - \bar{P}_{j,t} X_t^\top (X_t \bar{P}_{j,t} X_t^\top + \rho_j^2 \mathbb{I}_m)^{-1} X_t \bar{P}_{j,t}, \quad (26)$$

and $\bar{P}_{j,t} = A_j P_{j,t-1} A_j^\top + Q_j$.

Proof. The lemma follows from well known results for discrete-time Kalman filters [66, 13]. \square

Corollary 4. *Consider (4). Then, under Assumption 1, $\phi_F^{(t)}$ meets (α, ϵ) -regulation for a given m and $\phi_N^{(t)}$ as long as $\phi_F^{(t)}$ satisfies (3) with $\gamma = \alpha$, $\sigma_{N,k}^2 = \sigma_{F,k}^2 = P_{N,kk}^{(t)}$, $p_K = 0$, and $K = 1$.*

Proof. This result is a direct application Theorem D.4 and Lemma D.7.

In the setting of Lemma D.7 (see text above the lemma), the SMP must set $\sigma_{N,k}^2 = \sigma_{F,k}^2$ in order to meet regulation. Therefore, the SMP need not devote “waste” any part of its regulation allowance α on matching variances. In other words, we can set $\alpha = \gamma$ and $\nu = 0$ in Theorems D.4 and D.5. Since $\nu = 0$, we restrict our attention to Theorem D.4. Applying Lemma D.7 gives that $\sigma_{N,k}^2 = \sigma_{F,k}^2 = P_{N,kk}^{(t)}$. It remains to show that $p_K = 0$ and $K = 1$, which follows from Remark D.1. Briefly, this remark says that, since the user has perfect knowledge of the variances, the proof of Theorem D.4 simplifies to the result with $p_K = 0$ and $K = 1$. \square

Remark D.9. *Since the provider must set $(\sigma_{N,k}^{(t)})^2 = (\sigma_{F,k}^{(t)})^2$ for all $k \in [r]$, the provider must equivalently set $P_{N,kk}^{(t)} = P_{F,kk}^{(t)}$ for all t . By the same logic in Remark D.6, there are many ways the provider can set hyperparameters such that this holds true. In addition, from Remark D.3, the size of the feasible set is strongly dependent on $\sigma_{j,k}^2$, which is captured by $P_{j,kk}^{(t)}$. The larger this value, the larger the allowable distance $d_{\beta_k^{(t)}}$. As such, $P_{j,kk}^{(t)}$ is the focus of the remaining results.*

Proposition 5. *If $m < \infty$, there exists $\Phi^{(t)}$ that meets regulation such that $d_{\beta_k}^{(t)} > 0$, even as $t \rightarrow \infty$.*

Proof. In this proof, the subscript j is removed for notational clarity. This proof uses on the definition (26) of P_t in Lemma D.7. Firstly, note that when $\rho^2 = 0$:

$$\begin{aligned} P_{t,kk} &= \mathbf{e}_k^\top \bar{P}_t \mathbf{e}_k - \mathbf{e}_k^\top \bar{P}_t X_t^\top (X_t \bar{P}_t X_t^\top)^{-1} X_t \bar{P}_t \mathbf{e}_k \\ &= \mathbf{e}_k^\top \bar{P}_t \mathbf{e}_k - \mathbf{e}_k^\top X_t^\top X_t \bar{P}_t X_t^\top (X_t \bar{P}_t X_t^\top)^{-1} X_t \bar{P}_t \mathbf{e}_k \\ &= \mathbf{e}_k^\top \bar{P}_t \mathbf{e}_k - \mathbf{e}_k^\top \bar{P}_t \mathbf{e}_k \\ &= 0. \end{aligned} \tag{27}$$

Secondly, for any vector $\mathbf{w} \in \mathbb{R}^m$ and $\rho^2 > 0$,

$$\mathbf{w}^\top (X_t \bar{P}_t X_t^\top + \rho_u^2 \mathbb{I}_m) \mathbf{w} = \mathbf{w}^\top (X_t \bar{P}_t X_t^\top) \mathbf{w} + \rho_u^2 \mathbf{w}^\top \mathbf{w} > \mathbf{w}^\top X_t \bar{P}_t X_t^\top \mathbf{w},$$

and, likewise,

$$\mathbf{w}^\top (X_t \bar{P}_t X_t^\top + \rho_u^2 \mathbb{I}_m)^{-1} \mathbf{w} < \mathbf{w}^\top (X_t \bar{P}_t X_t^\top)^{-1} \mathbf{w}.$$

Then, the diagonals of P_t can be characterized using the following analysis:

$$\begin{aligned} P_{t,kk} &= \mathbf{e}_k^\top P_t \mathbf{e}_k \\ &= \mathbf{e}_k^\top \bar{P}_t \mathbf{e}_k - \mathbf{e}_k^\top \bar{P}_t X_t^\top (X_t \bar{P}_t X_t^\top + \rho_u^2 \mathbb{I}_m)^{-1} X_t \bar{P}_t \mathbf{e}_k \\ &= \mathbf{e}_k^\top \bar{P}_t \mathbf{e}_k - \mathbf{w}^\top (X_t \bar{P}_t X_t^\top + \rho_u^2 \mathbb{I}_m)^{-1} \mathbf{w} \\ &> \mathbf{e}_k^\top \bar{P}_t \mathbf{e}_k - \mathbf{w}^\top (X_t \bar{P}_t X_t^\top)^{-1} \mathbf{w} \\ &= 0, \end{aligned} \tag{28}$$

where (28) follows from (27) since (28) corresponds to when $\rho_u^2 = 0$. By Corollary 4, this result implies $(\sigma_{j,k}^{(t)})^2 > 0$ and therefore, by Theorem D.4, that $d_{\beta_k}^{(t)} > 0$ for all t as long as m is finite. \square

Remark D.10. This result shows that, as long as the system is time-varying (i.e., number of samples per time step is finite), the feasible set always contains non-trivial solutions, even under a strong estimator \mathcal{A}^+ and even in the long term. A non-trivial feasible set ensures the SMP always has some flexibility in maximizing its reward.

Proposition 6. If the $R(\Phi) = R(d_\beta)$ such that the reward R a strictly concave function of d_β , then, for every time step t , there exists $\Phi^{(t)}$ such that the cost of regulation is arbitrarily small. If, in addition, $R(d_\beta)$ has a finite maximum, then there exists $\Phi^{(t)}$ for which there is no cost of regulation.

Proof. In this proof, we drop the superscripts containing the time step t . The condition of this result is that, aside from constants, R depends only on d_β .

When $R(d_\beta)$ is strictly concave: Let the maximum attainable reward without regulation be denoted by $W^* := \sup_{d_\beta} R(d_\beta)$. The proposition states that for any arbitrarily small cost of regulation $c > 0$ that the provider wishes to achieve, there exists $\Phi^{(t)}$ such that the cost of regulation is at most c . Since R is a strictly concave function of d_β , there exists $d^* < \infty$ such that $W^* - R(d^*) \leq c$. It remains to show that $d_\beta = d^*$ is contained in the feasible set of (6).

Theorem D.4 provides a set of conditions for d^* to be in the feasible set. We now establish that there exists Φ such that these conditions hold. Let $\{d_k^*\}_{k=1}^r$ be any choice of component distances such that the total distance is d^* . For example, if we use the Euclidean distance between two-dimensional vectors (i.e., $r = 2$) and $d^* = 5$, then $d_1^* = 3$ and $d_2^* = 4$ yield the desired $d^* = 5$.

Then, we prove the result for each $k \in [r]$. Let $K^* \geq 1$ be the value of K that gives the supremum in (3). Then, for this K^* , there are two conditions that must hold. The first condition, from Theorem D.4, is:

$$d_k^* \leq \sqrt{2\sigma_{0,k}^2} \left(\sqrt{\frac{1}{K^*} \ln \left(\frac{2}{\epsilon} \right)} - \sqrt{\ln \left(\frac{2(1-p_{K^*})}{\gamma_k - 2p_{K^*}} \right)} \right), \tag{29}$$

and the second condition is:

$$\gamma_k \geq 2(1-p_{K^*}) \left(\frac{\epsilon}{2} \right)^{\frac{1}{K^*}} + 2p_{K^*}. \tag{30}$$

To satisfy the first condition, let q upper bound p_{K^*} such that $p_{K^*} \leq q$ and the right-hand side of (29) is positive when $p_{K^*} = q$ (this condition is addressed when proving that the (30) holds). Then, $\sigma_{N,k}^2 + \sigma_{F,k}^2 = 2\sigma_{N,k}^2 = 2\sigma_{F,k}^2$ can be set arbitrarily high such that this condition holds. Then, the first condition (29) is satisfied by letting $\sigma_{0,k}^2 = \bar{\sigma}_{0,k}^2$, where:

$$\bar{\sigma}_{0,k}^2 = \frac{(d_k^*)^2}{2} \left(\sqrt{\frac{1}{K^*} \ln \left(\frac{2}{\epsilon} \right)} - \sqrt{\ln \left(\frac{2(1-q)}{\gamma_k - 2q} \right)} \right)^{-2}. \quad (31)$$

To meet the second condition (30): Since $p_K \leq q$, it suffices to show that:

$$\gamma_k \geq 2(1-q) \left(\frac{\epsilon}{2} \right)^{\frac{1}{K^*}} + 2q. \quad (32)$$

Recall that ϵ and γ are set by the regulator and that, by Remark D.4, the regulator must set γ large enough in order for the regulation to be feasible. Then, as long as the regulation is feasible, $\zeta = \gamma - 2r(\epsilon/2)^{\frac{1}{K^*}} > 0$. Let $\zeta_k = \zeta/r$. Then, (32) holds true when:

$$\gamma_k \geq \zeta_k + 2(\epsilon/2)^{\frac{1}{K^*}}. \quad (33)$$

Then, (33) holds when:

$$\zeta_k + 2(\epsilon/2)^{\frac{1}{K^*}} \geq 2(1-q) \left(\frac{\epsilon}{2} \right)^{\frac{1}{K^*}} + 2q,$$

or alternatively when:

$$p_K \leq q \leq \frac{\zeta_k}{2 - 2(\epsilon/2)^{1/K^*}}.$$

From the definition of p_{K^*} , it remains to show that:

$$p_{K^*} := \exp \left(-\frac{\min(n_F, n_N)}{2\sigma_{0,k}^{2\vee 4}} \left(\frac{K-1}{K} \sigma_{0,k}^2 - 1 \right) \right) \leq \frac{\zeta_k}{2 - 2(\epsilon/2)^{1/K^*}}.$$

This relationship holds for large enough n_N and n_F (i.e., large enough m). For instance, let:

$$n_1, n_2 \geq \left(\frac{2\bar{\sigma}_{0,k}^{2\vee 4} K^*}{\bar{\sigma}_{0,k}^2 (K^* - 1) - K^*} \right) \ln \left(\frac{2 - 2(\epsilon/2)^{1/K^*}}{\zeta_k} \right). \quad (34)$$

We have shown that there exist choices of parameters $\sigma_{N,k}^2, \sigma_{F,k}^2$ and n_N, n_F such that both (29) and (30) are satisfied. Specifically, for any Φ such that $\sigma_{N,k}^2, \sigma_{F,k}^2, n_N$, and n_F simultaneously satisfy (31) and (34), d^* is contained in the feasible set. The only remaining issue is whether or not $\sigma_{j,k}^2$ and n_j can be set independently. This is indeed the case in the time-varying system (4). Intuitively, as long as $\sigma_{j,k}^2$ is a function of at least two independent hyperparameters, for any choice of n_j , the variances $\sigma_{j,k}^2$ can be tuned to the desired value using the other hyperparameters. In (4), $\sigma_{j,k}^2$ is also a function of the design matrix X_j and the noise ρ_j^2 , which finishes this portion of the proof.

When $R(d_\beta)$ is strictly concave and finite-maximum: Since $R(d_\beta)$ has a finite maximum, simply choose $d^* < \infty$ such that $d^* := \arg \max_{d_\beta} R(d_\beta)$ and $W^* = R(d^*)$ (i.e., $c = 0$). Then, repeat precisely the same proof as that given above. \square

Remark D.11. In many cases, R satisfies these conditions. For instance, if R tracks the number of times a user purchases an advertised product, there is a tradeoff between showing products that are new to the user (high d_β) and those that are related to the user's interests (low d_β). Such a relation implies a strictly concave, finite-maximum $R(d_\beta)$. Intuitively, the low- (or zero-) cost solution in Proposition 6 exists when Z_N is sufficiently diverse. However, this condition is not strictly necessary, as discussed next.

Remark D.12. The conditions in Proposition 6 are stricter than necessary. In the proof of Proposition 6, it clear that as long as the conditions in the proof hold, then R can be a function of other hyperparameters in $\hat{\Phi}$ in addition to d_β .

Remark D.13. Proposition 5 showed that, even when the observer has perfect knowledge of A , Q , and ρ^2 , there still exists a $d_{\beta_k}^{(t)} > 0$ that meets regulation at every time step t as long as the world is time-varying (i.e., $m < \infty$). The scenario in which the user has perfect knowledge of A , Q , and ρ^2 is not unrealistic in the long-term since, as $t \rightarrow \infty$, it is possible for the user to learn these deterministic quantities perfect. However, in the scenario we examined, the SMP was restricted to $d_{\sigma_k^2}^{(t)} = 0$. In the next result, we show that, when Q and ρ^2 are time-varying and unknown, they are impossible to learn with total certainty, which allows $d_{\sigma_k^2}^{(t)} > 0$ for all t .

Lemma 7. Suppose that Q_N , Q_F , ρ_N^2 , and ρ_F^2 in (4) are also time-varying and unknown [20], and let the reward function R satisfy the same conditions as in Proposition 6. Then, at least one minimum-cost filtered feed $Z_{F,*}^{(t)}$ has content diversity that is strictly greater than that of $Z_N^{(t)}$.

Proof. In this proof, we consider the setting in which $Q^{(t)}$, and $(\rho^{(t)})^2$ are time-varying and unknown. As before we focus on the MVUE. Since the user does not know $Q^{(t)}$ or $(\rho^{(t)})^2$ and cannot learn them with complete certainty because they are time-varying, the user must utilize tools to check whether her estimates for $Q^{(t)}$ or $(\rho^{(t)})^2$ are consistent with her observations. In the literature, this problem is well-studied and known as model mismatch or filter inconsistency [61]. [20] proves that, in order to maintain an unbiased estimator, the user must perform a procedure (that is equivalent to hypothesis testing). Therefore, since the MVUE is unbiased, the MVUE must employ this procedure as well.

The result in [20] can be summarized as follows. There exists a range $[a_k^{(t)}, b_k^{(t)}]$ where $a_k^{(t)} < b_k^{(t)}$ and $(\sigma_{N,k}^{(t)})^2 \in (a_k^{(t)}, b_k^{(t)})$ such that $(\sigma_{F,k}^{(t)})^2$ can take values in this range without causing ϵ -rejection. In other words, there exists a $d_{\sigma_k^2}^{(t)} > 0$ that meets regulation for all t . Recall from Definition 6 that increasing variance $\sigma_{F,k}^2$ is equivalent to increasing content diversity of Z_F because the information entropy of a Gaussian random variable is proportional to its variance. By Theorem D.4, the SMP can increase $d_{\beta_k}^{(t)}$ by increasing $\sigma_{F,k}^2$, and therefore, content diversity. By the same logic in the proof of Proposition 6, the SMP is incentivized to do so because raising the upper bound on $d_{\beta_k}^{(t)}$ leads to a higher reward R . \square

Remark D.14. Intuitively, this occurs because a changing world adds uncertainty, making it less likely for the user to develop the strong, long-lasting beliefs from a filtered feed that result in learning divergence. The result can effectively be summarized as: the SMP under regulation is naturally incentivized to increase content diversity of $Z_F^{(t)}$ relative to $Z_N^{(t)}$ because doing so increases the SMP's reward (i.e., profit).

E Interpreting the main results (Section 4)

E.1 Summary of results

Section 3 and Appendix C.2 propose a data-driven regulatory procedure that, by construction, satisfies two of the regulation desiderata. In particular, the proposed regulation is user-driven and context-dependent. The remainder of the paper sought to show that there are conditions under which the regulation satisfies the remaining two desiderata, thereby showing the proposed regulation can meet all four desiderata simultaneously.

In Section 4 and Appendix D, we apply the regulatory framework to linear dynamical systems and show that there are conditions under which the proposed regulation is low-cost and that the regulation naturally incentivizes the SMP to increase content diversity. This result is interesting for three reasons. First, the regulation's only objective is to limit the effect of AF on user learning and decision-making relative to a natural reference. It is carefully designed to also meet certain practical constraints and desirable properties of online governance. However, it does not set out to diversify content, and yet one consistent outcome of the regulation is that it encourages higher content diversity. Second, the fact that the regulation can be low cost under reasonable conditions means that it is in the SMP's financial interest to adopt regulation since doing so allows them to demonstrate that they are being socially responsible while making a minimal financial sacrifice. This result implies the regulation-reward tradeoff does not necessarily hold. Third, under certain conditions, the regulation actually incentivizes the SMP to increase content diversity, meaning that the regulation aligns social and financial interests.

A quick review of our main results are:

- The cost of regulation is high when the user can learn θ_N and θ_F with high certainty.
- An impossibility result that, in the time-invariant linear setting, the feasible set shrinks to only trivial solutions in the long term. Specifically, the filtered content must have (nearly) identical distributional characteristics to those of the natural content in order to meet regulation at $t \rightarrow \infty$, meaning that the long-term cost of regulation is high.
- The positive result that, in the time-varying linear setting, there always exist non-trivial solutions. In particular, there are conditions under which the cost of regulation is low or even zero. Moreover, in such settings, the SMP is incentivized to increase content diversity because doing so increases its reward.

We conclude that there are conditions under which the regulation satisfies all four regulation desiderata simultaneously, such that it is user-driven, context-dependent, low-cost, and diversity-inducing.

While the linear dynamical system in Section 4 and Appendix D is simple and utilized in the main results for illustrative purposes, it is representative of much broader setting, cf. linear approximation via the kernel trick [65] and universality of the Gaussian distribution [39, 35].

E.2 High cost of regulation in time-invariant linear setting (Section 4.1)

We first present the results of Sections 4.1 and D.5, which analyze the proposed regulation in the time-invariant linear setting. Then, we provide a brief interpretation of the main results.

Theorem 2. *Consider (2) and let $\gamma \in [0, \alpha]$. Then, under Assumption 1, (α, ϵ) -regulation is met if, for all $k \in [r]$, $\beta_{F,k}$ satisfies:*

$$|\beta_{F,k} - \beta_{N,k}| := d_{\beta_k} \leq \sup_{\{K: K \geq 1 \cap \gamma \geq r S_K(K)\}} \sqrt{2\sigma_{0,k}^2} \left(\sqrt{\frac{1}{K} \ln \left(\frac{2}{\epsilon} \right)} - \sqrt{\ln \left(\frac{2(1-p_K)}{\gamma/r - 2p_K} \right)} \right),$$

and $\sigma_{F,k}^2$ satisfies:

$$|\sigma_{F,k}^2 - \sigma_{N,k}^2| := d_{\sigma_k^2} \leq \sup_{\{K: K \geq 1 \cap \gamma \leq \alpha - r S_K(K)\}} \frac{4\sigma_{0,k}^{2\vee 4}}{m-r} \left(\frac{1}{K} \ln \left(\frac{2}{\epsilon} \right) - \ln \left(\frac{2(1-p_K)}{(\alpha-\gamma)/r - 2p_K} \right) \right).$$

Corollary 3. *As $m \rightarrow \infty$, the feasible set contains only the trivial solutions $\hat{\Phi}$ for which $\theta_N = \theta_F$.*

Interpreting the results: Recall that a large feasible set over which the SMP can maximize its reward leads to a lower cost of regulation. From the results, we find that:

- Meeting regulation restricts the feasible set by upper bounding the distances d_{β_k} and $d_{\sigma_k^2}$.
- The feasible set grows when the regulator gives the SMP more allowance (higher α) or makes the definition of learning divergence more strict (lower ϵ).
- The SMP can further lower cost by adding uncertainty (i.e., increasing $\sigma_{F,k}^2$). Since $\sigma_{F,k}^2 = \rho_F^2 D_{F,kk}$, adding uncertainty can be done by curating the content to have high noise ρ_F^2 relative to the covariate spread $1/D_{F,kk}$ (i.e., *increasing content diversity*).
- There are always many feasible solutions since $\sigma_{F,k}^2$ is a product of two hyperparameters.
- By Corollary 3, the only way to meet regulation in the long term is to set $\theta_N = \theta_F$. Unless this solution is optimal, this means regulation comes at a *high-cost* in the time-invariant case.

These results show that one should not study the time-invariant case for two reasons. First, it is not a realistic representation of the world. Second, because it is not realistic, one can draw incorrect conclusions from it: namely that regulation imposes a high cost on the SMP.

E.3 Aligning reward and content diversity in time-varying linear setting (Section 4.2)

In Section 4.2 and Appendix D.6, we study the more realistic, time-varying setting. We first review the main results, then provide a brief interpretation.

Corollary 4. *Consider (4). Then, under Assumption 1, $\phi_F^{(t)}$ meets (α, ϵ) -regulation for a given m and $\phi_N^{(t)}$ as long as $\phi_F^{(t)}$ satisfies (3) with $\gamma = \alpha$, $\sigma_{N,k}^2 = \sigma_{F,k}^2 = P_{N,kk}^{(t)}$, $p_K = 0$, and $K = 1$.*

Proposition 5. *If $m < \infty$, there exists $\Phi^{(t)}$ that meets regulation such that $d_{\beta_k}^{(t)} > 0$, even as $t \rightarrow \infty$.*

Proposition 6. *If the $R(\Phi) = R(d_\beta)$ such that the reward R is a strictly concave function of d_β , then, for every time step t , there exists $\Phi^{(t)}$ such that the cost of regulation is arbitrarily small. If, in addition, $R(d_\beta)$ has a finite maximum, then there exists $\Phi^{(t)}$ for which there is no cost of regulation.*

Lemma 7. *Suppose that Q_N, Q_F, ρ_N^2 , and ρ_F^2 in (4) are time-varying and latent to the user [20], and let the reward function R satisfy the same conditions as in Proposition 6. Then, at least one minimum-cost filtered feed $Z_{F,*}^{(t)}$ has content diversity that is strictly greater than that of $Z_N^{(t)}$.*

Interpreting the results: In the time-varying linear setting, we find that:

- The feasible set is large when α is large, ϵ is small, or the world evolves quickly.
- By Proposition 5, the feasible set always contains non-trivial solutions even in the long term, which gives the SMP options to choose from when maximizing reward. Generally, a larger feasible set implies a higher reward.
- In fact, by Proposition 6, there are conditions under which the *cost of regulation is arbitrarily low or zero*. Intuitively, this occurs because regulation places some restrictions but leaves several degrees of freedom that allow the SMP to find a profitable solution.
- By Lemma 7, there are conditions under which the SMP is naturally incentivized to *increase content diversity* in order to lower costs. This result implies that the regulation aligns social and financial interests.

As a final note, the conditions under which the low-cost and diversity results hold true are not unreasonable. For instance, Lemma 7, which gives the most powerful result, actually extends Proposition 6 to a more realistic setting. That is, Lemma 7 corresponds to a world in which the underlying generative models are unknown and time-varying. Moreover, the conditions on the reward function R are more strict than necessary; there are other types of reward functions for which the results hold true. Even so, a reward function that is strictly concave in d_β is a flexible and reasonable supposition. It implies that the reward balances two objectives: showing content that is similar to content with which the user already interacts and showing the user new content.

F Illustrative examples

In this section, we review and provide additional details for the example in Section 5 (Fig. 3). Before doing so, we present two additional simulations that provide helpful intuitions. The code used to generate these simulations are included in Appendix G.

F.1 Simulation 1: Effect of hyperparameters on user learning and uncertainty

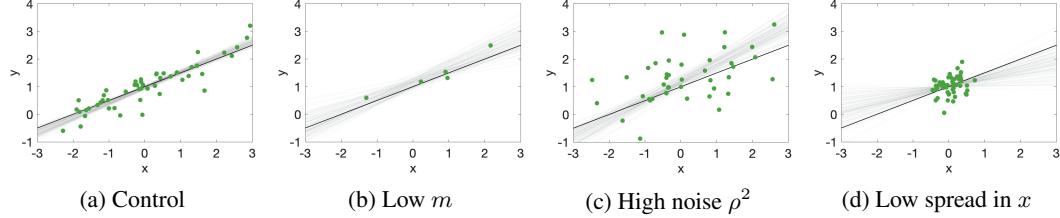


Figure F.1: The effect of hyperparameters Φ on user learning when the underlying model is linear. The green points represent data/content shown to the user, where x is the feature and y is the outcome. The true linear relationship is given by the black line. The grey lines are drawn from the distribution/belief over possible models the user learns after observing the data. The larger the spread of the grey lines, the less certain the user is about her learned model. (a) gives the control experiment. The remaining plots change one hyperparameter each. As expected, the user’s certainty decreases when the number of points decreases, the system noise increases, or the features have lower spread.

The main results showed that introducing uncertainty (increasing $\sigma_{F,k}^2$) plays a helpful role in increasing the size of the feasible set. (In fact, one mechanism for adding uncertainty is increasing content diversity.) Therefore, the SMP can grow its feasible set and increase its reward by ensuring that there is sufficient uncertainty associated with the filtered feed. The following experiment illustrates how the SMP’s choice of hyperparameters Φ affects user learning when the underlying model is linear. In particular, we focus on what mechanisms allow the SMP to add uncertainty.

This simulation is illustrated in Fig. F.1. Suppose that, from the content, the user’s implicit objective is to learn a simple linear relationship between feature x and outcome y . That is, each piece of content corresponds to a (x, y) pair, and the user implicitly learns a set of internal models, each associated with a level of confidence she assigns to that model, by regressing on the content. In Fig. F.1, each green dot corresponds to a piece of content. The black line represents the true linear model that generated the green dots (i.e., generated the feed).

Because the observations are noisy, the user is not sure of any given model, but has a belief (i.e., distribution) over possible models. In Fig. F.1, this uncertainty is visualized using the grey lines. After observing the feed (green dots), the user’s belief in the true underlying linear model is given by some distribution. Suppose the user uses OLS to estimate the linear model. Then, the grey lines are drawn from the user’s belief/distribution over possible models. The larger the spread of the grey lines, the less certain the user is about her learned model.

Fig. F.1a gives the control experiment. The remaining plots change one hyperparameter each. Fig. F.1b reduces the number of data points m , F.1c increases system noise, and F.1d lowers the spread of feature x . The user’s certainty decreases (i.e., the spread of the grey lines grows) when the number of points is small, the system noise is high, or the features have low spread. Recall that the SMP can lower his cost of regulation by increasing the upper bound on d_{β_k} or $d_{\sigma_k^2}$, which can be done by increasing $\sigma_{F,k}^2$ subject to the regulation strictness. In this experiment, $\sigma_{F,k}^2$ is equivalent to making sure the spread of the grey lines is sufficiently large. This experiment confirms that, one way that the SMP can meet regulation at low cost is by, for any given topic, providing diverse content. This relationship is confirmed in Simulation 3 (Section F.3).

F.2 Simulation 2: Uncertainty’s role in lowering the cost of regulation

Fig. F.2 visualizes the intuition behind some of our main results. This experiment focuses on the time-varying linear setting leading to the result in Proposition 6. As such, suppose that $\sigma_{N,k}^2 = \sigma_{F,k}^2$ for all $k \in [r]$. Then, we study how regulation affects the feasible set for ϕ_F and how it affects the

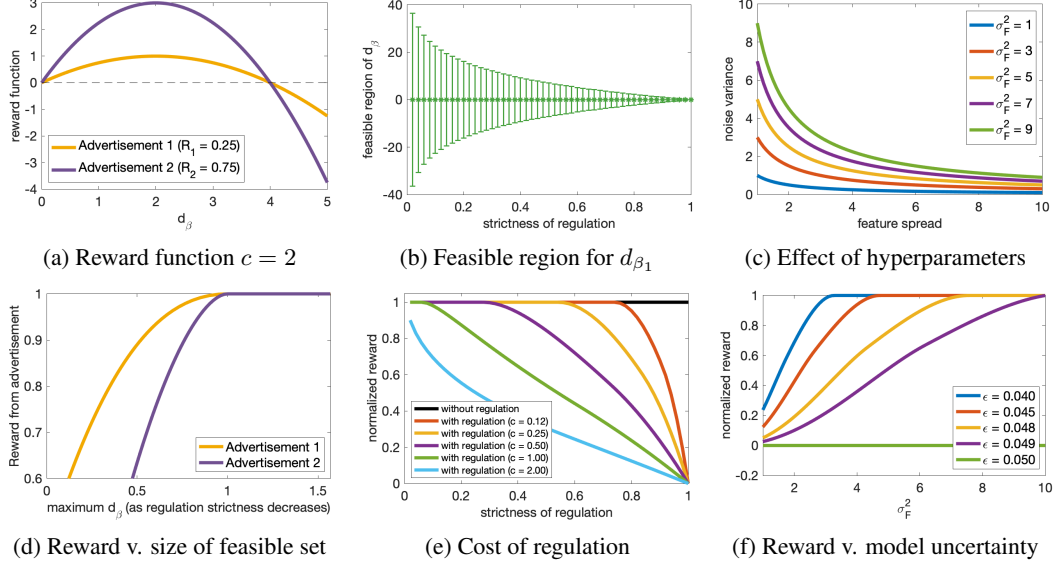


Figure F.2: Illustration of main results. This experiment focuses on the results leading to Proposition 6. In this setting, $\sigma_{F,k}^2 = \sigma_{N,k}^2$ and $\alpha = \gamma$. Suppose there are two advertisements that provide different rewards. (a) visualizes an example of the strictly concave, finite-maximum reward function $R(d_\beta)$ that is used for the experiments, where the peak occurs at $d_\beta = d^*$. The total reward is the sum of rewards from both advertisements. (d) shows the relationship between the size of the feasible set for each advertisement and the total reward. (b) visualizes the feasible region for d_{β_1} as regulation becomes more strict (i.e., $\epsilon \rightarrow \alpha$, which is normalized on a 0 to 1 scale). In (e), the plots are normalized such that the reward without regulation for each choice of d^* is 1. The greater the distance between a curve and the black line, the larger the cost of regulation. (c) illustrates that there are infinite choices of Φ , specifically the noise variance ρ_F^2 and the feature spread in X , that produce the same parameter variance σ_F^2 . (f) plots the relationship between reward and the user’s uncertainty in her learned model (as captured by parameter variance σ_F^2).

cost of regulation depending on the SMP’s choice of hyperparameters ϕ_F given ϕ_N and m . One reason we study this setting is because it is time-varying and examines the system behavior in the long term. A second reason is that the regulator and SMP are generally most interested in β_F relative to β_N since these parameters capture the differences between what the filtered and natural feeds show (or “teach”). More details on this setting can be found in Appendix D.6.

For this experiment, we propose a strictly concave, finite-maximum reward function shown in Fig. F.2a. This type of reward function is motivated in 4.2 and Appendix D.6. This type of reward function is considered in Proposition 6, which shows that there are conditions under which the cost of regulation is arbitrarily low or zero. For this experiment, the reward function is additive:

$$R(d_\beta) = R_1(d_{\beta_1}) + R_2(d_{\beta_2}),$$

where:

$$R_1(d_{\beta_1}) = \frac{1}{4}((d^*)^2 - (d_{\beta_1} - d^*)^2),$$

$$R_2(d_{\beta_1}) = \frac{3}{4}((d^*)^2 - (d_{\beta_2} - d^*)^2).$$

In this reward function, d^* denotes the d_β value at which the reward peaks. In the remaining plots, unless otherwise stated, $d^* = 1$, $\alpha = 0.1$, and $\sigma_F^2 = 1$.

As shown in Fig. F.2b, the feasible set shrinks as regulation becomes more strict. The y -axis in Fig. F.2b plots the feasible region for $\beta_{N,1} - \beta_{F,1}$, which represents the difference in the underlying models generating advertisement 1. The x -axis tracks the strictness of regulation, which is given by $2\epsilon/\alpha$ for $\alpha = 0.1$ and $\epsilon = [0.001, 0.002, \dots, 0.050]$. This expression is derived from the fact that, since our analysis is symmetric, α is split evenly across the two advertisements. Therefore, $\alpha/2$ is allocated to

each advertisement, and regulation is only feasible when ϵ does not exceed this value. As expected, the feasible region shrinks as regulation becomes more strict. This means that the underlying models for the natural and filtered content must be closer as regulation becomes increasingly strict. In this plot only, $\sigma_F^2 = 5.4$, but the trend is the same for all values of σ_F^2 .

However, Fig. F.2d shows that the feasible set need not be infinitely large. In fact, as stated in Proposition 6, since the reward function is strictly concave and has a finite maximum, there are there exist large enough d_{β_k} such that there is no cost to regulation (where the yellow and purple reward plateau). Note that the rewards in both Fig. F.2d and F.2e have been normalized such that the maximum attainable reward is 1. Fig. F.2e visualizes the cost of regulation for different values of d^* . The y -axis gives the SMP’s normalized reward (i.e., the reward he receives after solving the optimization (6) under the given system parameters). The x -axis tracks the strictness of regulation (same definition as that for Fig. F.2b). Intuitively, small values of d^* produce reward functions that peak at small values of d_{β_k} . The smaller d^* is, the easier it is for the SMP to meet regulation. Confirming this intuition, the curves with small values of d^* (e.g., the red curve) are closer to the maximum reward (represented by the black line) than those with large values of d^* . In addition, as expected, the normalized reward decreases as regulation becomes increasingly strict and approaches infeasibility (when strictness of regulation is above 1).

Fig. F.2c visualizes the observation in Remark D.6. Recall that, in this experiment, the noise parameters for the natural and filtered content are set to be equal: $\sigma_N^2 = \sigma_F^2$. While this assumption may seem restrictive, there are usually several hyperparameters that control each σ_j^2 for $j \in \{N, F\}$. For instance, in the time-invariant linear Gaussian setting, $\sigma_F^2 = \rho_F^2 D_{F,kk}$. For illustrative purposes only, Fig. F.2c briefly switches to the time-invariant setting to show that there are infinite choices of hyperparameters—specifically, noise variance ρ_F^2 and $D_{F,kk}$ —that satisfy the requirement $\sigma_N^2 = \sigma_F^2$.

Lastly, Fig. F.2f verifies that meeting regulation—and therefore achieving high reward—is easier when Φ introduces more uncertainty into the data and learned models. The y -axis gives the normalized reward, and the x -axis tracks σ_F^2 . As expected, as the SMP introduces more uncertainty into the system, the reward increases; it always reaches the maximum reward, except when $\epsilon = \alpha/2$, at which point the feasible region for d_{β_k} reduces to the trivial solution $d_{\beta_k} = 0$ (see Fig. F.2d), which means that the incurred reward is 0 (see Fig. F.2a).

F.3 Simulation 3: How regulation can align social and financial interests (Fig. 3)

Lastly, we review and provide additional details for the simulation presented in Fig. 3. This simulation summarizes the findings in Section 4.2, including Lemma 7. It illustrates how the SMP can lower cost by increasing content diversity in the time-varying LGS. For this section only, we abbreviate Z_N to N and Z_F to F . Details for this simulation are included in the code in Appendix G.

Consider (4). Now, consider the additional feature of the system that $Q^{(t)}$ and $\rho^{(t)}$ are also time-varying (as done in Lemma 7). Note that this feature makes the analysis more realistic. To simplify the visualization, suppose $r = 1$, such that $y_i^{(t)} = \beta^{(t)} + u_i^{(t)}$ and $u_i^{(t)} \sim \mathcal{N}(0, (\rho^{(t)})^2)$. Fig. 3a visualizes examples of belief that the MVUE user w would learn for $\tilde{\beta}^{(t)}$ based on the SMP’s choice of feed. We consider two settings. Fig. 3b corresponds to the control setting with N_1 , and Fig. 3c corresponds to a more diverse N_2 and more quickly varying world. Then, we examine different options for the filtered feed F , which vary in their means (i.e., what value the user learns) and/or their spread (i.e., the user’s confidence in the value she learns).

Fig. 3b and 3c compare the cost of regulation and content diversity in the two settings. Both mark the locations of the feeds in Fig. 3a in the cost-diversity plane. The color map (for which the scale is on the far right) corresponds to regulations with different levels of strictness (i.e., regulations with different α and ϵ). Strict regulations only allow choices in the immediate neighborhood of N while looser regulations give larger feasible sets. Each level curve marks the boundaries of the feasible set for a specific choice of regulation (i.e., choice of α and ϵ).

Two key observations follow. First, as they move away from the left-hand side, the level curves decrease, eventually reaching a minimum. As such, it is possible for the SMP to decrease its cost by increasing content diversity subject to the boundaries imposed by the regulation. This result illustrates how the proposed regulation aligns social and financial interests. Second, the level curves in Fig. 3b and 3c correspond to the same regulations, but the minimums of those in Fig 3c are lower and farther to the right. Therefore, the feasible sets in the second setting are larger, allowing for lower costs and

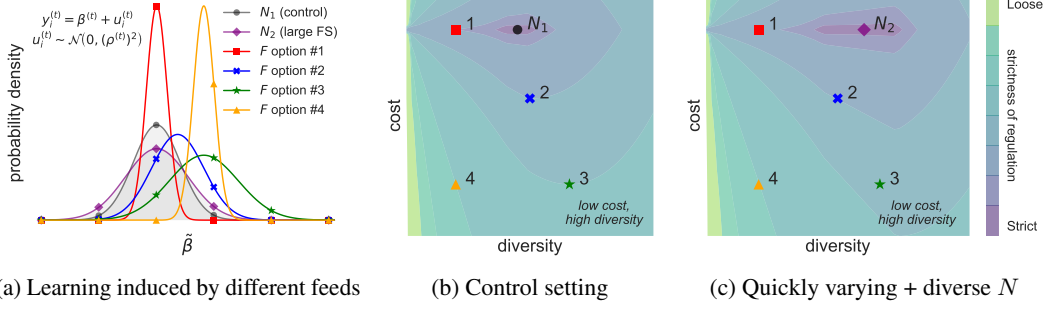


Figure 3: Illustrating regulation’s effect on user learning, content diversity, and the SMP’s reward. This simple example focuses on the time-varying linear setting of Section 4.2 and Appendix D.6. (a) shows examples of the user’s learned posteriors for depending on the SMP’s choice of feed at time t . (b) and (c) show how this choice affects cost and content diversity. The color map indicates different choices of regulation, from strict (close to N) to loose. Each level curve corresponds to a specific regulation (i.e., α and ϵ). (b) and (c) compare the ability of the SMP to achieve low cost and high content diversity under different settings. (b) represents the control while (c) represents a more quickly changing world with a more diverse natural feed. As shown, the SMP can its lower cost by increasing the content diversity of F relative to N . Comparing (b) and (c) shows that, under a given regulation, the cost is lower when the world changes quickly and/or the natural reference is diverse.

higher content diversity under the same regulation. This observation confirms that, under the same regulation, reward and diversity are greater when N is diverse and the user’s learned beliefs have sufficiently high uncertainty. As discussed below Lemma 7, it is possible for the SMP to realize the second setting in the long term.

The choice of reward function in this simulation is:

$$R = d^* - |d_\beta - d^*|,$$

where $d^* = 2.5$. This simple choice of reward function is concave and has a finite-maximum. This particular choice of reward function works well for visualization purposes.

G Simulation code

The code below is used to run the simulations and generate the figures in Section 5 and Appendix F. The executables are given in Appendix G.1, and all helper functions are given in Appendix G.2. Fig. F.1 and F.2 are generated using MATLAB. Fig. 3 is generated in a Jupyter notebook.

G.1 MATLAB executables

In this section, we provide the executables. They are ordered such that the programming beginning with S0 should be run first, following by S1, and so on.

The following is the code for S0_STARTUP.m.

```
addpath(genpath('utils'))
addpath(genpath('data'))
```

The following is the code for S1_RUN_TESTS.m, which is used to generate the results in Fig. F.2.

```
% SUMMARY: linear setting, assumptions, and last setting in which we
    assume
% knowledge of the noise parameters.

clear all
close all

%% SETTING UP

d = 2; % number of features
R_k = [0.25,0.75]; % rewards per feature

% Parameters to sweep over
sig0_k = repmat((1:0.1:10)',1,d); % noise variance in linear setting
epsilon_arr = 0.001:0.001:0.05; % for epsilon-rejection
alpha_arr = 0.05:0.05:0.25; % for alpha-epislon matching
cfac_arr = [0.125,0.25,0.5,1,2]; % for peak of reward function

n_sig0 = size(sig0_k,1); % number of variances to sweep over
n_eps = length(epsilon_arr); % number of epsilons to sweep over
n_alpha = length(alpha_arr); % number of alphas to sweep over
n_cfac = length(cfac_arr); % number of c-values to sweep over

%% CREATING ARRAYS TO STORE RESULTS

R_res = zeros(n_eps,n_alpha,n_cfac,n_sig0);
beta_gamma_res = zeros(n_eps,n_alpha,n_cfac,n_sig0,2*d);
R_noreg_res = zeros(n_eps,n_alpha,n_cfac,n_sig0);
beta_gamma_noreg_res = zeros(n_eps,n_alpha,n_cfac,n_sig0,2*d);
maxdev_beta = zeros(n_eps,n_alpha,n_cfac,n_sig0,d);

%% RUNNING TESTS

for i=1:n_eps
    for j=1:n_alpha
        for k=1:n_cfac
            for l=1:n_sig0
                [R_res(i,j,k,l), ...
                 beta_gamma_res(i,j,k,l,:), ...
                 R_noreg_res(i,j,k,l), ...
                 beta_gamma_noreg_res(i,j,k,l,:), ...
                 maxdev_beta(i,j,k,l,:)] = ...
                    run_test(d,alpha_arr(j),epsilon_arr(i), ...
                             sig0_k(l,:),R_k,cfac_arr(k));
            end
        end
    end
end
```

```

end

%% SAVING DATA
save(sprintf('data/%d_dimensions_R_k_%s.mat', ...
            d,regexprep(mat2str(R_k), ' +', '_')))

```

The following is the code for S2_PLOT_LIN_SETTINGS.m, which generates Fig. F.1.

```

clear all
close all

%% SETTING UP

betas = [1,0.5]; % true line parameters

% Plotting configuration
config = {};
config.gray_clr = [99 101 105]/255;
config.green_clr = [72 162 63]/255;
config.fnt_size = 20;
config.mkr_size = 20;
config.alpha = 0.075;
config.M = 100;
config.line_width = 3;

%% LINEAR PLOTS (control)
N = 50; % number of data points
noise_var = 0.1; % additive noise variance
x_spread_var = 2; % Gaussian feature spread (variance)
f1 = plot_lin_result(N,noise_var,x_spread_var,betas,config);

%% LINEAR PLOTS (decrease N)
N = 5;
noise_var = 0.1;
x_spread_var = 2;
f2 = plot_lin_result(N,noise_var,x_spread_var,betas,config);

%% LINEAR PLOTS (decrease covariate spread)
N = 50;
noise_var = 0.1;
x_spread_var = 0.1;
f3 = plot_lin_result(N,noise_var,x_spread_var,betas,config);

%% LINEAR PLOTS (increase noise variance)
N = 50;
noise_var = 1;
x_spread_var = 3;
f4 = plot_lin_result(N,noise_var,x_spread_var,betas,config);

```

The following is the code for S3_PLOT_MAIN_RESULTS.m, which generates Fig. F.2.

```

clear all
close all

%% LOAD DATA
load('data/2_dimensions_R_k_[0.25_0.75].mat')

%% SETTING UP

blue_clr = [0 169 224]/255;
green_clr = [72 162 63]/255;
yellow_clr = [242 169 0]/255;
purple_clr = [113 80 145]/255;
gray_clr = [99 101 105]/255;
red_clr = [183 49 44]/255;

```

```

clr_1 = blue_clr;
clr_2 = red_clr;

alpha = 0.2;
fnt_size = 16;
line_width = 4;

alph_ind = 2;
c_ind = 4;

%% PLOT REWARD FUNCTION (CONCAVE)

x = 0:0.01:5;
y1 = -R_objfunx(x,1,R_k(1),2,length(x));
y2 = -R_objfunx(x,1,R_k(2),2,length(x));
f = figure('Position',[400, 400, 450, 300]);

plot(x,y1,'LineWidth',line_width,'Color',yellow_clr)
hold on
plot(x,y2,'LineWidth',line_width,'Color',purple_clr)
hold on
plot(x,zeros(length(x)),'k--')
hold off
xlabel('d\_beta')
ylabel('reward function')
legend('Advertisement 1 (R_1 = 0.25)', ...
       'Advertisement 2 (R_2 = 0.75)', ...
       'Location','southwest')
set(findall(gcf,'-property','FontSize'),'FontSize',fnt_size)
saveas(f,'data/simul_plots_reward_v_dbeta.png')

%% PLOT SIZE FEASIBLE REGION V STRICTNESS (through epsilon)

f = figure('Position',[400, 400, 450, 300]);
sig0_ind = 45;

x = (epsilon_arr)/(alpha_arr(alph_ind)/2);
plot_maxdev = maxdev_beta(:,alph_ind,c_ind,sig0_ind,2);
y = zeros(length(epsilon_arr),1);
for i=1:5
    errorbar(x,y,plot_maxdev,'*', ...
             'LineWidth',line_width-2.5,'Color',green_clr)
    hold on
end
hold off
xlabel('strictness of regulation')
ylabel('feasible region of d\_beta')
set(findall(gcf,'-property','FontSize'),'FontSize',fnt_size)
saveas(f,'data/simul_plots_feas_v_strict.png')

%% PLOT REWARD V SIZE OF FEASIBLE SET

f = figure('Position',[400, 400, 450, 300]);
sig0_ind = 1;
x = (epsilon_arr)/(alpha_arr(alph_ind)/2);

plot(maxdev_beta(1:end,alph_ind,c_ind,sig0_ind,1), ...
     -R_res(1:end,alph_ind,c_ind,sig0_ind),'-', ...
     'LineWidth',line_width,'Color',yellow_clr)
hold on
plot(maxdev_beta(1:end,alph_ind,c_ind,sig0_ind,2), ...
     -R_res(1:end,alph_ind,c_ind,sig0_ind),'-', ...
     'LineWidth',line_width,'Color',purple_clr)

legend('Advertisement 1','Advertisement 2','Location','southeast')

```



```

xlabel('maximum d_\beta (as regulation strictness decreases)')
ylabel('Reward from advertisement')
ylim([0.45,1])
xlim([0,1.2])
set(findall(gcf,'-property','FontSize'),'FontSize',fnt_size)
saveas(f,'data/simul_plots_reward_v_feats.png')

%% PLOT EFFECT OF CONCAVITY/PEAK ON REWARD

f = figure('Position',[400, 400, 450, 300]);
x = (epsilon_arr)/(alpha_arr(alph_ind)/2);
plot(x,ones(length(epsilon_arr),1), ...
      'DisplayName','without regulation','LineWidth',line_width,'Color',
      'k')
hold on
for k=1:n_cfac
    scal_factor = -min(R_noreg_res(:,alph_ind,k,sig0_ind));
    plot(x,-R_res(:,alph_ind,k,sig0_ind)/scal_factor, ...
          'DisplayName',sprintf('with regulation (d* = %.2f)',cfac_arr(k)
          ), ...
          'LineWidth',line_width);
end
xlabel('strictness of regulation')
ylabel('normalized reward')
ylim([0,1.05])
hold off
set(findall(gcf,'-property','FontSize'),'FontSize',fnt_size)
legend('Location','southwest','FontSize',fnt_size - 4)
saveas(f,'data/simul_plots_2_reward_v_strict.png')

%% PLOT EFFECT OF UNCERTAINTY ON REWARD

f = figure('Position',[400, 400, 450, 300]);
eps_inds = [40,45,48,49,50];
clr = gray_clr;
for i=1:length(eps_inds)
    min_R = min(R_res(eps_inds(i),alph_ind,c_ind,:));
    if (abs(min_R) < 1e-8)
        min_R = 1;
    end
    plot(squeeze(sig0_k(:,1)), ...
          squeeze(R_res(eps_inds(i),alph_ind,c_ind,:))/min_R, ...
          'LineWidth',line_width,'DisplayName', ...
          sprintf('%s = %.3f','\epsilon',epsilon_arr(eps_inds(i))))
    hold on
end
legend('Location','southeast')
hold off
xlabel('\sigma_F^2')
xlim([1,10])
ylabel('normalized reward')
set(findall(gcf,'-property','FontSize'),'FontSize',fnt_size)
saveas(f,'data/simul_plots_reward_v_sigma.png')

%% PLOT HYPERPARAMETERS CHOICES FOR DESIRED VARIANCE

f = figure('Position',[400, 400, 450, 300]);
sig_i_sq_vals = 1:2:10;
n_sig_i = length(sig_i_sq_vals);
C_i = 1:0.1:10;
for i=1:n_sig_i
    sig_u_i_sq = sig_i_sq_vals(i)./C_i;
    plot(C_i,sig_u_i_sq, ...
          'LineWidth',line_width,'DisplayName', ...

```

```

        sprintf('%s = %d', '\sigma_F^2', sig_i_sq_vals(i)))
    hold on
end
legend('Location','northeast')
xlabel('feature spread')
xlim([1,10])
ylabel('noise variance')
hold off
set(findall(gcf,'-property','FontSize'),'FontSize',fnt_size)
saveas(f,'data/simul_plots_hyperparameters_uncertainty.png')

```

G.2 MATLAB utility functions

These following files were placed in a folder `utils`, which belongs in the same folder in which the executable programs are contained.

The following code is the code for `R_objfunx.m`, which represents the reward function R tested in Section F.2 and displayed in Fig. F.2.

```

function R = R_objfunx(beta_gamma_k,sig0_k,R_k,c,d)

if (nargin < 5)
    d = length(beta_gamma_k)/2;
    R = -sum(dot(c^2-(beta_gamma_k(1:d) - c).^2,R_k));
else
    R = -(c^2-(beta_gamma_k(1:d) - c).^2)*(R_k);
end

```

The following code is the code for `R_constraint.m`, which gives the constraints for R under regulation as tested in Section F.2.

```

function [c,ceq] = R_constraint(beta_gamma_k,epsilon,gamma,sig0_k)

d = length(beta_gamma_k)/2;
Delta_eps = sig0_k.^2*(norminv(1 - epsilon/2));
dev_gamma = sig0_k.^2.*norminv(1 - beta_gamma_k(d+1:end)/2);
maxdev_beta_k = abs(Delta_eps - dev_gamma);

c = [beta_gamma_k(1:d) - maxdev_beta_k, ...
     -beta_gamma_k(1:d), ...
     epsilon - beta_gamma_k(d+1:end), ...
     sum(beta_gamma_k(d+1:end)) - gamma, ...
     -beta_gamma_k(d+1:end)];
ceq = [ ];

```

The following code is the code for `R_constraint_no_reg.m`, which gives the constraints for R without regulation as tested in Section F.2.

```

function [c,ceq] = R_constraint_no_reg(beta_gamma_k,epsilon,gamma,
    sig0_k)

d = length(beta_gamma_k)/2;
c = [-beta_gamma_k(1:d), ...
     epsilon - beta_gamma_k(d+1:end), ...
     sum(beta_gamma_k(d+1:end)) - gamma, ...
     -beta_gamma_k(d+1:end)];
ceq = [ ];

```

The following code is the code for `run_test.m`, which is used to gather data under the desired hyperparameters in Section F.2.

```

function [min_R_val,min_beta_gamma_k,min_R_val_no_reg,
    min_beta_gamma_k_no_reg,maxdev_beta_k] = ...
    run_test(d,alpha,epsilon,sig0_k,R_k,cfac)

```

```

options = optimoptions(@fmincon,...
    'Display','off','Algorithm','interior-point');

gamma = alpha;
beta_init = rand(1,d);
gamma_init = R_k; gamma_init = gamma_init/sum(gamma_init);
init_vals = [beta_init,gamma_init];

min_R_val = 100000;
min_beta_gamma_k = nan;
min_R_val_no_reg = 100000;
min_beta_gamma_k_no_reg = nan;

[beta_gamma_k,R_val] = ...
    fmincon(@(beta_gamma_k)R_objfunx(beta_gamma_k,sig0_k,R_k,cfac),
    ...
        init_vals,[],[],[],[],[],[], ...
        @(beta_gamma_k)R_constraint(beta_gamma_k,epsilon,gamma,
        sig0_k), ...
        options);

[beta_gamma_k_no_reg,R_val_no_reg] = ...
    fmincon(@(beta_gamma_k)R_objfunx(beta_gamma_k,sig0_k,R_k,cfac),
    ...
        init_vals,[],[],[],[],[],[], ...
        @(beta_gamma_k)R_constraint_no_reg(beta_gamma_k,epsilon,
        gamma,sig0_k), ...
        options);

if (R_val < min_R_val)
    min_R_val = R_val;
    min_beta_gamma_k = beta_gamma_k;
    min_R_val_no_reg = R_val_no_reg;
    min_beta_gamma_k_no_reg = beta_gamma_k_no_reg;
end

Delta_eps = sig0_k.^2*(norminv(1 - epsilon/2)); % d x 1
dev_gamma = sig0_k.^2.*norminv(1 - min_beta_gamma_k(d+1:end)/2);
maxdev_beta_k = (Delta_eps - dev_gamma);

end

```

The following code is the code for `plot_lin_result.m`, which is used to plot Fig. F.1.

```

function f = plot_lin_result(N,noise_var,x_spread_var,betas,config)

x1 = sqrt(x_spread_var)*randn(N,1);
beta_var = [noise_var/N, noise_var*inv(x1'*x1)];

f = figure('Position',[400, 400, 450, 300]);
x_vals = -3:0.01:3;
y1 = betas(2)*x1 + sqrt(noise_var)*randn(N,1) + betas(1);

mdl = fitlm(x1,y1);
b_est0 = mdl.Coefficients{1,1};
b_est1 = mdl.Coefficients{2,1};

for i=1:config.M
    beta0 = b_est0 + sqrt(beta_var(1))*randn(1,1);
    beta1 = b_est1 + sqrt(beta_var(2))*randn(1,1);
    p = plot(x_vals,beta1*x_vals + beta0,'Color',config.gray_clr);
    p.Color(4) = config.alpha;
    hold on
end

```

```

plot(x_vals,betas(2)*x_vals + betas(1),'k', ...
     'LineWidth',1);
plot(x1,y1,'.', 'MarkerSize',config.mkr_size, 'Color',config.green_clr)

hold off
xlabel('x')
ylabel('y')
set(findall(gcf,'-property','FontSize'), ...
     'FontSize',config.fnt_size)
xlim([-3,3])
ylim([-1,4])
saveas(f, sprintf('data/LIN_N_%d_noisevar_%.2f_xspreadvar_%.2f_beta_
%.2f_intercept_%.2f.png', ...
    N, noise_var, x_spread_var, betas(2), betas(1)))

end

```

G.3 Jupyter notebook for Simulation 3 (Fig. 3)

The following is the Jupyter notebook used to generate Fig. 3

```

#!/usr/bin/env python
# coding: utf-8

# In[1]:

import numpy as np
import matplotlib.pyplot as plt
import scipy.stats as ss
get_ipython().run_line_magic('matplotlib', 'inline')
plt.style.use('seaborn')

# In[2]:

# Plotting constants/parameters
width = 8.5
resol = 0.01
x = np.arange(-width*0.65, width, resol)
figsize = (8,6)
figsize2 = (6,6)
axisfontsize = 24
legfontsize=18
lww = 2
alph = 1.0
markerfontsize = 24

# In[3]:

# Plotting one-dimensional normal distribution
def plot_normal(x_range, mu=0, sigma=1, cdf=False, fill=False, **
kwargs):
    x = x_range
    if cdf:
        y = ss.norm.cdf(x, mu, sigma)
    else:
        y = ss.norm.pdf(x, mu, sigma)
    if (not fill):
        plt.plot(x, y, **kwargs)

```

```

else:
    plt.fill_between(x, y, 0, facecolor='grey', alpha=0.1)

# In[4]:

# Reward function parameters
d_max = 2.5 # d_beta at which maximum reward occurs
slp = 1 # coefficient of reward function
weight = 0.25 # weight used in distance metric/function

def reward(d_mu, a=slp, d_cen=d_max):
    return -a*(np.abs(d_mu - d_max) - d_max)

def cost(d_mu, a=slp, d_cen=d_max, inv=False):
    if (inv):
        cost = d_mu
        d_mu = np.maximum(cost/a - d_max, d_max - cost/a)
        return d_mu
    rew = reward(d_mu, a=a, d_cen=d_cen)
    cost = a*(d_max) - rew
    return cost

def f(diversities, costs, r, sdNat):
    poww = 2
    variances = np.power(diversities, poww)
    d_mus = cost(costs, inv=True)
    dist_thresh = d_mus/np.power(variances, 0.5) + weight*np.maximum(0,
    np.abs(variances - sdNat**poww) - r)
    return dist_thresh

# In[5]:

# PARAMETERS
mus = [0, 1, 2.25, 2.25]
sds = [0.5, 1.25, 1.65, 0.5]

r1 = 0.25
muNat1 = 0
sdNat1 = 1.125

r2 = 1
muNat2 = 0
sdNat2 = 1.5

num_dists = len(mus)
colors = plt.cm.jet(np.linspace(0,1,num_dists))
colors = ['red', 'blue', 'green', 'orange', 'purple']
mrks = ['s', 'X', '*', '^', 'D']
mrk_sizes = [13, 14, 17, 14, 14]

# Level vals
level_vals = np.zeros(num_dists)
for i in range(0, num_dists):
    level_vals[i] = f(sds[i], cost(mus[i]), r1, sdNat1)
level_vals = np.concatenate(([0, 0.05], level_vals), axis=0)
level_vals = np.concatenate((level_vals, [10, 20, 1000]), axis=0)
level_vals_log = np.log(level_vals + 0.01)

# In[6]:

```

```

# Plot first subfigure
fig, ax = plt.subplots(figsize=figsizeset)

plot_normal(x, muNat1, sdNat1, color='black', lw=lww, ls='-', fill=True)
plot_normal(x, muNat1, sdNat1, color='black', marker='o', markevery=275, markersize=mrk_sizes[0]-4, lw=lww, ls='-', alpha=0.5, label=r'$N_1$ (control)')
plot_normal(x, muNat2, sdNat2, color='purple', lw=lww, ls='-', fill=True)
plot_normal(x, muNat2, sdNat2, color='purple', marker='D', markevery=275, markersize=mrk_sizes[0]-4, lw=lww, ls='-', alpha=0.7, label=r'$N_2$ (large FS)')
for i in range(0,num_dists):
    plot_normal(x, mus[i], sds[i], color=colors[i], lw=lww, ls='-', alpha=alph, label=r'$F$ option #s' % str(i+1), marker=mrks[i], markevery=275, markersize=mrk_sizes[i]-4)

ax.grid(False)
ax.set_xticks([])
ax.set_yticks([])
ax.set_xlabel(r'$\tilde{\beta}$', fontsize=axisfontsize)
ax.set_ylabel('probability density', fontsize=axisfontsize)
ax.set_facecolor('white')
ax.legend(fontsize=legfontsize, loc="upper right")
ax.text(.19,.79,r'$y_{i^{(t)}} = \beta^{(t)} + u_{i^{(t)}}$' + '\n' + r'$u_{i^{(t)}} \sim \mathcal{N}(\text{left}(0,(\rho^{(t)})^2 \text{right}))$',
        horizontalalignment='center',
        transform=ax.transAxes,
        fontsize=legfontsize)
ax.tick_params(direction='out', length=8, width=1, colors='black', pad=4)

fig.savefig('gaussian_plots.pdf', transparent=True, dpi=300,
            bbox_inches='tight')
plt.show()

# In[7]:

# Plotting colormap
def plot_dists_on_grid(fig,ax,sdNatTmp,rTmp,colorbar=False,figsize=figsizeset2):
    fig, ax = plt.subplots(figsize=figsize)
    for i in range(0,num_dists):
        plt.plot(sds[i] , cost(mus[i]), mrks[i] ,markersize=mrk_sizes[i], color=colors[i])
        ax.annotate(' %s' % str(i+1), (sds[i] , cost(mus[i])),
                    fontsize=markerfontsize)
    ax.set_xticks([])
    ax.set_yticks([])
    ax.set_xlim([0.001,2.5])
    ax.set_ylim([-0.5,3])
    ax.set_xlabel(r'diversity', fontsize=axisfontsize)
    ax.set_ylabel('cost', fontsize=axisfontsize)

    # Gradient background
    xpadding = 0.5
    ypadding = 1
    stddevs = np.linspace(0.001, 2.5, 50)
    costs = np.linspace(-0.5, 3, 50)
    X, Y = np.meshgrid(stddevs, costs)

```

```

Z = np.log(f(X, Y, rTmp, sdNatTmp)+0.01)

plt.contourf(X, Y, Z, levels=level_vals_log, cmap='viridis',alpha
=0.5)
if (colorbar):
    cbar = plt.colorbar(ticks=[-4, 5.8]);
    cbar.ax.get_yaxis().labelpad = -25
    cbar.ax.set_yticklabels([' Strict',
                             ' Loose'], fontsize=18)
    cbar.ax.get_yaxis().labelpad = -35
    cbar.ax.set_ylabel('strictness of regulation', rotation=270,
    fontsize=18)

    ax.text(.8,.05, 'low cost,\nhigh diversity',
            style='italic',
            horizontalalignment='center',
            transform=ax.transAxes,
            fontsize=18)

    return fig, ax

# Plot second subfigure
fig, ax = plot_dists_on_grid(fig,ax,sdNat1,r1)
plt.plot(sdNat1, cost(muNat1), 'o', color='black', alpha=0.75,
    markersize=mrk_sizes[0])
ax.annotate(r' $N_1$', (sdNat1 , cost(muNat1)), fontsize=
    markerfontsize)

fig.savefig('cost_v_diversity_t1.pdf', transparent=True, dpi=300,
    bbox_inches='tight')
plt.show()

# In[8]:

# Plot third subfigure
fig, ax = plot_dists_on_grid(fig,ax,sdNat2,r2,colorbar=True,figsize=
    figsizedset)
plt.plot(sdNat2, cost(muNat2), 'D', color='purple', alpha=0.75,
    markersize=mrk_sizes[0])
ax.annotate(r' $N_2$', (sdNat2 , cost(muNat2)), fontsize=
    markerfontsize)

fig.savefig('cost_v_diversity_t2_quickly_changing_world_diverse_N.pdf'
    , transparent=True, dpi=300, bbox_inches='tight')
plt.show()

```