
Efficient Model-Based Reinforcement Learning through Optimistic Policy Search and Planning

Sebastian Curi *

Department of Computer Science
ETH Zurich
scuri@inf.ethz.ch

Felix Berkenkamp *

Bosch Center for AI
felix.berkenkamp@de.bosch.com

Andreas Krause

Department of Computer Science
ETH Zurich
krausea@ethz.ch

Abstract

Model-based reinforcement learning algorithms with probabilistic dynamical models are amongst the most data-efficient learning methods. This is often attributed to their ability to distinguish between epistemic and aleatoric uncertainty. However, while most algorithms distinguish these two uncertainties for *learning* the model, they ignore it when *optimizing* the policy. In this paper, we show that ignoring the epistemic uncertainty leads to greedy algorithms that do not explore sufficiently. In turn, we propose a *practical optimistic exploration algorithm* (H-UCRL), which enlarges the input space with *hallucinated* inputs that can exert as much control as the *epistemic* uncertainty in the model affords. We analyze this setting and construct a general regret bound for well-calibrated models, which is provably sublinear in the case of Gaussian Process models. Based on this theoretical foundation, we show how optimistic exploration can be easily combined with state-of-the-art reinforcement learning algorithms and different probabilistic models. Our experiments demonstrate that optimistic exploration significantly speeds up learning when there are penalties on actions, a setting that is notoriously difficult for existing model-based reinforcement learning algorithms.

1 Introduction

Model-Based Reinforcement Learning (MBRL) with probabilistic dynamical models can solve many challenging high-dimensional tasks with impressive sample efficiency (Chua et al., 2018). These algorithms alternate between two phases: first, they collect data with a policy and fit a model to the data; then, they simulate transitions with the model and optimize the policy accordingly.

A key feature of the recent success of MBRL algorithms is the use of models that explicitly distinguish between *epistemic* and *aleatoric* uncertainty when learning a model (Gal, 2016). Aleatoric uncertainty is inherent to the system (noise), whereas epistemic uncertainty arises from data scarcity (Der Kiureghian and Ditlevsen, 2009). However, to optimize the policy, practical algorithms marginalize over both the aleatoric *and* epistemic uncertainty to optimize the expected performance under the current model, as in PILCO (Deisenroth and Rasmussen, 2011). This *greedy exploitation* can cause the optimization to get stuck in local minima even in simple environments like the swing-up of an inverted pendulum: In Fig. 1, we show that for large action penalties, the

*Equal contribution

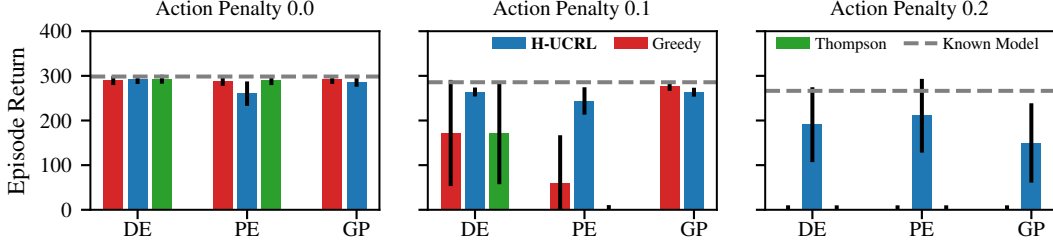


Figure 1: Final returns in an inverted pendulum swing-up task with sparse rewards. As the action penalty increases, exploration through noise is penalized and algorithms get stuck in a local minimum, where the pendulum is kept at the bottom position. Instead, H-UCRL is able to solve the swing-up task reliably. This holds for all considered dynamical models: Deterministic- (DE) and Probabilistic Ensembles (PE) of neural networks as well as Gaussian Processes (GP) models.

expected reward (under the epistemic uncertainty) of swinging up the pendulum is low relative to the cost of the maneuver. Consequently, the greedy policy does not actuate the system at all and fails to complete the task. While optimistic exploration is a well-known remedy, there is currently a lack of efficient, principled means of incorporating optimism in deep MBRL.

Contributions Our main contribution is a novel optimistic MBRL algorithm, *Hallucinated-UCRL* (H-UCRL), which can be applied together with state-of-the-art RL algorithms (Section 3). Our key idea is to *reduce optimistic exploration to greedy exploitation* by enlarging the control space of the agent with *hallucinated* control inputs besides the *real* control inputs. These *hallucinated* inputs are bounded by the agent’s *epistemic* uncertainty about the transition dynamics (Section 3.1). We provide a general theoretical analysis for H-UCRL and prove sublinear regret bounds for the special case of Gaussian Process (GP) dynamics models (Section 3.2). Finally, we evaluate H-UCRL in high-dimensional continuous control tasks that shed light on when optimistic exploration outperforms greedy exploitation (Section 4). To the best of our knowledge, this is the first approach that successfully optimizes *optimistic* performance with deep-MBRL.

Related Work MBRL is a promising avenue towards applying RL methods to complex real-life decision problems due to its sample efficiency (Deisenroth et al., 2013). For instance, Kaiser et al. (2019) use MBRL to solve the Atari suite, whereas Kamthe and Deisenroth (2018) solve low-dimensional continuous-control problems using GP models and Chua et al. (2018) solve high-dimensional continuous-control problems using ensembles of probabilistic Neural Networks (NN). All these approaches perform *greedy exploitation* under the current model using a variant of PILCO (Deisenroth and Rasmussen, 2011). Unfortunately, greedy exploitation is *provably* optimal only in very limited cases such as linear quadratic regulators (LQR) (Mania et al., 2019).

Variants of *Thompson (posterior) sampling* are a common approach for *provable* exploration in reinforcement learning. In particular, Osband et al. (2013) propose Thompson sampling for *tabular* MDPs. Chowdhury and Gopalan (2019) prove a $\tilde{O}(\sqrt{T})$ regret bound for continuous states and actions for this theoretical algorithm, where T is the number of episodes. However, the algorithm requires to sample from posterior GP models, which is intractable over a continuous domain. In general, Thompson sampling can be applied only when it is tractable to sample from the posterior distribution over dynamical models. Moreover, Wang et al. (2018) suggest that approximate inference methods may suffer from variance starvation and limited exploration.

The *Optimism-in-the-Face-of-Uncertainty* (OFU) principle is a classical approach towards *provable* exploration in the theory of RL. Notably, Brafman and Tennenholtz (2003) present the R-Max algorithm for *tabular* MDPs, where a learner is optimistic about the reward function and uses the *expected* dynamics to find a policy. R-Max has a sample complexity of $\mathcal{O}(1/\epsilon^3)$, which translates to a sub-optimal regret of $\tilde{O}(T^{2/3})$. Jaksch et al. (2010) propose the UCRL algorithm that is optimistic on the transition dynamics and achieves an optimal $\tilde{O}(\sqrt{T})$ regret rate for *tabular* MDPs. Recently, Zanette and Brunskill (2019), Efroni et al. (2019), and Domingues et al. (2020) provide refined UCRL algorithms for *tabular* MDPs. When the number of states and actions increase, these *tabular algorithms are inefficient* and practical algorithms must exploit structure of the problem. The use of optimism in continuous state/action MDPs however is much less explored. Jin et al. (2019) present an optimistic algorithm for *linear* MDPs and Abbasi-Yadkori and Szepesvári (2011) for linear quadratic

regulators (LQR), both achieving $\tilde{O}(\sqrt{T})$ regret. Finally, Luo et al. (2018) propose a trust-region UCRL meta-algorithm that asymptotically finds an optimal policy but it is intractable to implement.

Perhaps most closely related to our work, Chowdhury and Gopalan (2019) present GP-UCRL for continuous state and action spaces. They use optimistic exploration for the policy optimization step with dynamical models that lie in a Reproducing Kernel Hilbert Space (RKHS). However, as mentioned by Chowdhury and Gopalan (2019), their algorithm is intractable to implement and cannot be used in practice. Instead, we build on an implementable but expensive strategy that was heuristically suggested by Moldovan et al. (2015) for planning on *deterministic* systems and develop a principled and highly efficient optimistic exploration approach for deep MBRL. Partial results from this paper appear in Berkenkamp (2019, Chapter 5).

2 Problem Statement and Background

We consider a stochastic environment with states $\mathbf{s} \in \mathcal{S} \subseteq \mathbb{R}^p$, actions $\mathbf{a} \in \mathcal{A} \subset \mathbb{R}^q$ within a compact set \mathcal{A} , and *i.i.d.*, additive transition noise $\boldsymbol{\omega}_n \in \mathbb{R}^p$. The resulting transition dynamics are

$$\mathbf{s}_{n+1} = f(\mathbf{s}_n, \mathbf{a}_n) + \boldsymbol{\omega}_n \quad (1)$$

with $f: \mathcal{S} \times \mathcal{A} \rightarrow \mathcal{S}$. For tractability we assume continuity of f , which is common for any method that aims to approximate f with a continuous model (such as neural networks). In addition, we also assume sub-Gaussian noise $\boldsymbol{\omega}$, which includes any zero-mean distribution with bounded support and Gaussians. This assumption allows the noise to depend on states and actions.

Assumption 1 (System properties). The true dynamics f in (1) are L_f -Lipschitz continuous and, for all $n \geq 0$, the elements of the noise vector $\boldsymbol{\omega}_n$ are *i.i.d.* σ -sub-Gaussian.

2.1 Model-based Reinforcement Learning

Objective Our goal is to control the stochastic system (1) optimally in an *episodic* setting over a finite time horizon N . For ease of notation, we assume that the system is reset to a known state \mathbf{s}_0 at the end of each episode, but all our results generalize to distributions over initial states. To control the system, we use any deterministic policy $\pi: \mathcal{S} \rightarrow \mathcal{A}$ from a set Π that selects actions $\mathbf{a}_n = \pi(\mathbf{s}_n)$ given the current state. Furthermore, we consider a known² stage reward function $r: \mathcal{S} \times \mathcal{A} \rightarrow \mathbb{R}$. For any dynamical model $\tilde{f}: \mathcal{S} \times \mathcal{A} \rightarrow \mathcal{S}$ (e.g., f in (1)), the performance of a policy π is the total reward collected during an episode in expectation over the transition noise $\boldsymbol{\omega}$,

$$J(\tilde{f}, \pi) = \mathbb{E}_{\boldsymbol{\omega}_{0:N-1}} \left[\sum_{n=0}^N r(\tilde{\mathbf{s}}_n, \pi(\tilde{\mathbf{s}}_n)) \mid \mathbf{s}_0 \right], \quad \text{s.t. } \tilde{\mathbf{s}}_{n+1} = \tilde{f}(\tilde{\mathbf{s}}_n, \pi(\tilde{\mathbf{s}}_n)) + \tilde{\boldsymbol{\omega}}_n. \quad (2)$$

Thus, we aim to find the optimal policy π^* for the true dynamics f in (1),

$$\pi^* = \operatorname{argmax}_{\pi \in \Pi} J(f, \pi). \quad (3)$$

If the dynamics f were known, (3) would be a standard stochastic optimal control problem. However, in model-based reinforcement learning we do *not* know the dynamics f and have to learn them online.

Model-learning We consider algorithms that iteratively select policies π_t at each iteration/episode t and conduct a single rollout on the real system (1). That is, starting with $\mathcal{D}_1 = \emptyset$, at each iteration t we apply the selected policy π_t to (1) and collect transition data $\mathcal{D}_{t+1} = \{(\mathbf{s}_{n-1,t}, \mathbf{a}_{n-1,t}), \mathbf{s}_{n,t}\}_{n=1}^N$.

We use a statistical model to estimate which dynamical models \tilde{f} are compatible with the data in $\mathcal{D}_{1:t} = \cup_{0 \leq i \leq t} \mathcal{D}_i$. This can either come from a frequentist model with mean and confidence estimate $\boldsymbol{\mu}_t(\mathbf{s}, \mathbf{a})$ and $\boldsymbol{\Sigma}_t(\mathbf{s}, \mathbf{a})$, or from a Bayesian perspective that estimates a posterior distribution $p(\tilde{f} \mid \mathcal{D}_{1:t})$ over dynamical models \tilde{f} and defines $\boldsymbol{\mu}_t(\cdot) = \mathbb{E}_{\tilde{f} \sim p(\tilde{f} \mid \mathcal{D}_{1:t})}[\tilde{f}(\cdot)]$ and $\boldsymbol{\Sigma}_t^2(\cdot) = \operatorname{Var}[\tilde{f}(\cdot)]$, respectively. Either way, we require the model to be well-calibrated:

Assumption 2 (Calibrated model). The statistical model is *calibrated* w.r.t. f in (1), so that with $\boldsymbol{\sigma}_t(\cdot) = \operatorname{diag}(\boldsymbol{\Sigma}_t(\cdot))$ there exists a sequence $\beta_t \in \mathbb{R}_{>0}$ such that, with probability at least $(1 - \delta)$, it holds jointly for all $t \geq 0$ and $\mathbf{s}, \mathbf{a} \in \mathcal{S} \times \mathcal{A}$ that $|f(\mathbf{s}, \mathbf{a}) - \boldsymbol{\mu}_t(\mathbf{s}, \mathbf{a})| \leq \beta_t \boldsymbol{\sigma}_t(\mathbf{s}, \mathbf{a})$ elementwise.

²Our results easily extend to unknown rewards using techniques similar to Chowdhury and Gopalan (2019).

Algorithm 1 Model-based Reinforcement Learning

Inputs: Calibrated dynamical model, reward function $r(\mathbf{s}, \mathbf{a})$, horizon N , initial state \mathbf{s}_0

- 1: **for** $t = 1, 2, \dots$ **do**
 - 2: Select π_t based on (4), (5), or (7)
 - 3: Reset the system to $\mathbf{s}_{0,t} = \mathbf{s}_0$
 - 4: **for** $n = 1, \dots, N$ **do**
 - 5: $\mathbf{s}_{n,t} = f(\mathbf{s}_{n-1,t}, \pi_t(\mathbf{s}_{n-1,t})) + \omega_{n-1,t}$
 - 6: Update statistical dynamical model with the N observed state transitions in \mathcal{D}_t .
-

Popular choices for statistical dynamics models include *Gaussian Processes (GP)* (Rasmussen and Williams, 2006) and *Neural Networks (NN)* (Anthony and Bartlett, 2009). GP models naturally differentiate between aleatoric noise and epistemic uncertainty and are effective in the low-data regime. They provably satisfy Assumption 2 when the true function f has finite norm in the RKHS induced by the covariance function. In contrast to GP models, NNs potentially scale to larger dimensions and data sets. From a practical perspective, NN models that differentiate aleatoric from epistemic uncertainty can be efficiently implemented using Probabilistic Ensembles (PE) (Lakshminarayanan et al., 2017). Deterministic Ensembles (DE) are also commonly used but they do not represent aleatoric uncertainty correctly (Chua et al., 2018). NN models are not calibrated in general, but can be re-calibrated to satisfy Assumption 2 (Kuleshov et al., 2018). State-of-the-art methods typically learn models so that the one-step predictions in Assumption 2 combine to yield good predictions for trajectories (Archer et al., 2015; Doerr et al., 2018; Curi et al., 2020).

2.2 Exploration Strategies

Ultimately the performance of our algorithm depends on the choice of π_t . We now provide a unified overview of existing exploration schemes and summarize the MBRL procedure in Algorithm 1.

Greedy Exploitation In practice, one of the most commonly used algorithms is to select the policy π_t that greedily maximizes the expected performance over the aleatoric uncertainty *and* epistemic uncertainty induced by the dynamical model. Other exploration strategies, such as dithering (e.g., epsilon-greedy, Boltzmann exploration) (Sutton and Barto, 1998) or certainty equivalent control (Bertsekas et al., 1995, Chapter 6.1), can be grouped into this class. The greedy policy is

$$\pi_t^{\text{Greedy}} = \underset{\pi \in \Pi}{\operatorname{argmax}} \mathbb{E}_{\tilde{f} \sim p(\tilde{f} | \mathcal{D}_{1:t})} [J(\tilde{f}, \pi)]. \quad (4)$$

For example, PILCO (Deisenroth and Rasmussen, 2011) and GP-MPC (Kamthe and Deisenroth, 2018) use moment matching to approximate $p(\tilde{f} | \mathcal{D}_{1:t})$ and use *greedy* exploitation to optimize the policy. Likewise, PETS-1 and PETS- ∞ from Chua et al. (2018) also lie in this category, in which $p(\tilde{f} | \mathcal{D}_{1:t})$ is represented via ensembles. The main difference between PETS- ∞ and other algorithms is that PETS- ∞ ensures consistency by sampling a function per rollout, whereas PETS-1, PILCO, and GP-MPC sample a new function at each time step for computational reasons. We show in Appendix A that, in the bandit setting, the exploration is only driven by noise and optimization artifacts. In the tabular RL setting, dithering takes an exponential number of episodes to find an optimal policy (Osband et al., 2014). As such, it is *not* an efficient exploration scheme for reinforcement learning. Nevertheless, for some specific reward and dynamics structure, such as linear-quadratic control, greedy exploitation indeed achieves no-regret (Mania et al., 2019). However, it is the most common exploration strategy and many practical algorithms to efficiently solve the optimization problem (4) exist (cf. Section 3.1).

Thompson Sampling A theoretically grounded exploration strategy is Thompson sampling, which optimizes the policy w.r.t. a single model that is sampled from $p(\tilde{f} | \mathcal{D}_{1:t})$ at every episode. Formally,

$$\tilde{f}_t \sim p(\tilde{f} | \mathcal{D}_{1:t}), \quad \pi_t^{\text{TS}} = \underset{\pi \in \Pi}{\operatorname{argmax}} J(\tilde{f}_t, \pi). \quad (5)$$

This is different to PETS- ∞ , as the former algorithm optimizes w.r.t. the average of the (consistent) model trajectories instead of a single model. In general, it is intractable to sample from $p(\tilde{f} | \mathcal{D}_{1:t})$. Nevertheless, after the sampling step, the optimization problem is equivalent to greedy exploitation of the sampled model. Thus, the same optimization algorithms can be used to solve (4) and (5).

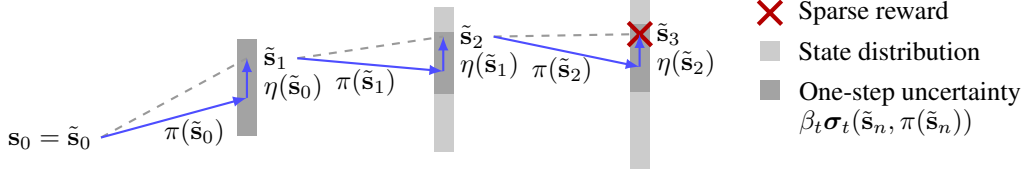


Figure 2: Illustration of the optimistic trajectory \tilde{s}_n from H-UCRL. The policy π is used to choose the next-state distribution, and the variables η to choose the next state optimistically inside the one-step confidence interval (dark grey bars). The true dynamics is contained inside the light grey confidence intervals, but, after the first step, not necessarily inside the dark grey bars. Even when the expected reward w.r.t. the epistemic uncertainty is small (red cross compared to light grey bar), H-UCRL efficiently finds the high-reward region (red cross). Instead, greedy exploitation strategies fail.

Upper-Confidence Reinforcement Learning (UCRL) The final exploration strategy we address is UCRL exploration (Jaksch et al., 2010), which optimizes jointly over policies and models inside the set $\mathcal{M}_t = \{\tilde{f} \mid |\tilde{f}(s, a) - \mu_t(s, a)| \leq \beta_t \sigma_t(s, a) \forall s, a \in \mathcal{S} \times \mathcal{A}\}$ that contains all statistically-plausible models compatible with Assumption 2. The UCRL algorithm is

$$\pi_t^{\text{UCRL}} = \arg\max_{\pi \in \Pi} \max_{\tilde{f} \in \mathcal{M}_t} J(\tilde{f}, \pi). \quad (6)$$

Instead of greedy exploitation, these algorithms optimize an optimistic policy that maximizes performance over all plausible models. Unfortunately, this joint optimization is in general *intractable* and algorithms designed for greedy exploitation (4) do *not* generally solve the UCRL objective (6).

3 Hallucinated Upper Confidence Reinforcement Learning (H-UCRL)

We propose a practical variant of the UCRL-exploration (6) algorithm. Namely, we equivalently express the functions $\tilde{f} \in \mathcal{M}_t$ as $\tilde{f} = \mu_{t-1}(s, a) + \beta_{t-1} \Sigma_{t-1}(s, a) \eta(s, a)$, for some function $\eta: \mathbb{R}^p \times \mathbb{R}^q \rightarrow [-1, 1]^p$. We call this algorithm H-UCRL, formally:

$$\pi_t^{\text{H-UCRL}} = \arg\max_{\pi \in \Pi} \max_{\eta(\cdot) \in [-1, 1]^p} J(\tilde{f}, \pi), \text{ s.t. } \tilde{f}(s, a) = \mu_{t-1}(s, a) + \beta_{t-1} \Sigma_{t-1}(s, a) \eta(s, a). \quad (7)$$

At a high level, the policy π acts on the *inputs* (actions) of the dynamics and chooses the next-state distribution. In turn, the optimization variables η act in the *outputs* of the dynamics to select the most-optimistic outcome from within the confidence intervals. This algorithm *does not explicitly propagate uncertainty* over the horizon. Instead, it does so *implicitly* by using the pointwise uncertainty estimates from the model to recursively plan an optimistic trajectory. We illustrate the algorithm in Fig. 2. In practice, the β_t parameter trades off between exploration and exploitation.

Moldovan et al. (2015) propose a similar exploration algorithm as a well-motivated heuristic. However, they only apply this algorithm to MPC for deterministic systems and the optimistic variables are a function of time instead of the states and actions. This limits the applicability of the algorithm to online planning instead of policy search. As a consequence, their “computational requirements are substantial” (Moldovan et al., 2015). Chowdhury and Gopalan (2019), recently theoretically analyze an algorithm similar in spirit to (7). However, their algorithm is not implementable, as it optimizes the performance with respect to all transition models that are compatible with the confidence intervals and encode Lipschitz-continuous value functions. This condition is intractable for the system (1) and Chowdhury and Gopalan (2019) do not propose a specific algorithm to do so.

3.1 Solving the Optimization Problem

Problem (7) is still intractable as it requires to optimize over general functions. The *crucial* insight is that we can make the H-UCRL approach (7) practical by optimizing over a smaller class of functions η , using algorithms akin to greedy exploitation. In Appendix E, we prove that it suffices to optimize over Lipschitz-continuous bounded functions instead of general bounded functions. Therefore, we can optimize jointly over policies and Lipschitz-continuous, bounded *functions* $\eta(\cdot)$. Furthermore, we can re-write $\eta(\tilde{s}_n, \tilde{a}_n) = \eta(\tilde{s}_n, \pi(\tilde{s}_{n,t})) = \eta(\tilde{s}_{n,t})$. This allows to reduce the intractable optimistic

problem (7) to *greedy exploitation* (4): We simply treat $\eta(\cdot) \in [-1, 1]^p$ as an additional *hallucinated* control input that has no associated control penalties and can exert as much control as the current *epistemic* uncertainty of the model affords. With this observation in mind, H-UCRL greedily exploits a *hallucinated* system with the extended dynamics \hat{f} in (7) and a corresponding augmented control policy (π, η) , parameterized, e.g., as a neural network. This means that we can now use the *same* efficient MBRL approaches for optimistic exploration that were previously restricted to greedy exploitation and Thompson sampling (albeit on a slightly larger action space, since the dimension of the action space increases from q to $q + p$). Next, we discuss different algorithms for *greedy exploitation*.

Off-Line Policy Search One approach for greedy exploitation is to parameterize π (and η) with a Neural Network and optimize over $\pi(\cdot)$ (and $\eta(\cdot)$) using a model-free RL method. On-policy algorithms, such as TRPO (Schulman et al., 2015) or PPO (Schulman et al., 2017) use the models to rollout the system and estimate the expected returns along a trajectory. This suffers from model-bias as model errors compound throughout a trajectory, yielding highly biased estimates that may hinder optimizing the policy (van Hasselt et al., 2019). Practically, this means that finding good policies is difficult. Instead, off-policy algorithms such as TD3 (Fujimoto et al., 2018), SAC (Haarnoja et al., 2018), or MPO (Abdolmaleki et al., 2018) can use any empirical state distribution and use the model only to estimate value targets. This allows to simulate shorter rollouts that start from different initial conditions. For instance, if one knows a “goal” state, the simulated rollouts could start from the initial state, from states in the data set, and from states near the “goal” state. More complex guiding algorithms, such as GPS (Levine and Koltun, 2013), can also guide the rollouts.

On-Line Model Predictive Control (MPC) Another approach is to consider non-parametric policies and directly optimize the time-indexed output of the policies as $\pi_{n,t} \in [-1, 1]^q, \eta_{n,t} \in [-1, 1]^p$ using shooting methods. For example, random shooting (Richards and How, 2006), the cross-entropy method (Botev et al., 2013), or model-predictive path integral control (Williams et al., 2016) are algorithms suitable for Problem (7). All these algorithms use some proposal distribution for the time-indexed policy outputs $\pi_{n,t}, \eta_{n,t}$, select (a weighted average of) the best scoring inputs, apply only the first output of the algorithm, and finally repeat in a receding-horizon fashion.

Dyna-MPC MPC methods suffer less from model bias, but typically require substantial computation. Furthermore, they are limited to the planning horizon unless a *learned* terminal reward is used to approximate the reward-to-go (Lowrey et al., 2019). On the other hand, off-policy search approaches yield policies and value function estimates (critics) that are fast to evaluate, but suffer from bias (van Hasselt et al., 2019). We propose to combine these methods to get the best of both worlds: First, we learn policies π and η using an off-policy search algorithm (we use MPO). Then, during deployment, we simulate multiple trajectories by sampling from π, η and the dynamics model. We then select the first action associated with the best trajectory. Hereby, we use the learned critic (obtained from MPO) to evaluate the terminal state of the sampled trajectory. We name this algorithm Dyna-MPC, as it resembles the Dyna architecture proposed by Sutton (1990). For further detail, refer to Appendix C.

3.2 Theoretical Analysis

In this section, we analyze the H-UCRL algorithm (7). A natural quality criterion to evaluate exploration schemes is the *cumulative regret* $R_T = \sum_{t=1}^T |J(f, \pi^*) - J(f, \pi_t)|$, which is the difference in performance between the optimal policy π^* and π_t on the true system f over the run of the algorithm (Chowdhury and Gopalan, 2019). If we can show that R_T is sublinear in T , then we know that the performance $J(f, \pi_t)$ of our chosen policies π_t converges to the performance of the optimal policy π^* . We first introduce the final assumption for the results in this section to hold.

Assumption 3 (Continuity). The functions μ_t and σ_t are L_μ and L_σ Lipschitz continuous, any policy $\pi \in \Pi$ is L_π -Lipschitz continuous and the reward $r(\cdot, \cdot)$ is L_r -Lipschitz continuous.

Assumptions 3 and 3 is not restrictive. NN with Lipschitz-continuous non-linearities or GP with Lipschitz-continuous kernels output Lipschitz-continuous predictions (see Appendix G). Furthermore, we are free to choose the policy class Π , and most reward functions are either quadratic or tolerance functions (Tassa et al., 2018). Discontinuous reward functions are generally very difficult to optimize.

Model complexity In general, we expect that R_T depends on the complexity of the statistical model in Assumption 2. If we can quickly estimate the true model using a few data-points, then the regret would be lower than if the model is slower to learn. To account for these differences, we

construct the following complexity measure over a given set \mathcal{S} and \mathcal{A} ,

$$I_T(\mathcal{S}, \mathcal{A}) = \max_{\mathcal{D}_1, \dots, \mathcal{D}_T \subset \mathcal{S} \times \mathcal{S} \times \mathcal{A}, |\mathcal{D}_t|=N} \sum_{t=1}^T \sum_{\mathbf{s}, \mathbf{a} \in \mathcal{D}_t} \|\sigma_{t-1}(\mathbf{s}, \mathbf{a})\|_2^2. \quad (8)$$

While in general impossible to compute, this complexity measure considers the “worst-case” datasets \mathcal{D}_1 to \mathcal{D}_T , with $|\mathcal{D}_t| = N$ elements each, that we could collect at each iteration of Algorithm 1 in order to maximize the predictive uncertainty of our statistical model. Intuitively, if $\sigma(\mathbf{s}, \mathbf{a})$ shrinks sufficiently quickly after observing a transition $(\cdot, \mathbf{s}, \mathbf{a})$ and if the model generalizes well over $\mathcal{S} \times \mathcal{A}$, then (8) will be small. In contrast, if our model does not learn or generalize at all, then I_T will be $\mathcal{O}(TNp)$ and we cannot hope to succeed in finding the optimal policy. For the special case of Gaussian process (GP) models, we show that I_T is indeed sublinear in the following.

General regret bound The true sequence of states $\mathbf{s}_{n,t}$ at which we obtain data during our rollout in Line 5 of Algorithm 1 lies somewhere within the light-gray shaded state distribution with epistemic uncertainty in Fig. 2. While this is generally difficult to compute, we can bound it in terms of the predictive variance $\sigma_{t-1}(\mathbf{s}_{n,t}, \pi_t(\mathbf{s}_{n,t}))$, which is directly related to I_T . However, the optimistically planned trajectory instead depends on $\sigma_{t-1}(\tilde{\mathbf{s}}_{n,t}, \pi(\tilde{\mathbf{s}}_{n,t}))$ in (7), which enables policy optimization without explicitly constructing the state distribution. How the predictive uncertainties of these two trajectories relate depends on the generalization properties of our statistical model; specifically on L_σ in Assumption 3. We can use this observation to obtain the following bound on R_T :

Theorem 1. *Under Assumptions 1–3 let $\mathbf{s}_{n,t} \in \mathcal{S}$ and $\mathbf{a}_{n,t} \in \mathcal{A}$ for all $n, t > 0$. Then, for all $T \geq 1$, with probability at least $(1 - \delta)$, the regret of H-UCRL in (7) is at most $R_T \leq \mathcal{O}\left(L_\sigma^N \beta_{T-1}^N \sqrt{TN^3 I_T(\mathcal{S}, \mathcal{A})}\right)$.*

We provide a proof of Theorem 1 in Appendix D. The theorem ensures that, if we evaluate optimistic policies according to (7), we eventually achieve performance $J(f, \pi_t)$ arbitrarily close to the optimal performance of $J(f, \pi^*)$ if $I_T(\mathcal{S}, \mathcal{A})$ grows at a rate smaller than T . As one would expect, the regret bound in Theorem 1 depends on constant factors like the prediction horizon N , the relevant Lipschitz constants of the dynamics, policy, reward, and the predictive uncertainty. The dependence on the dimensionality of the state space p is hidden inside I_T , while β_t is a function of δ .

Gaussian Process Models For the bound in Theorem 1 to be useful, we must show that I_T is sublinear. Proving this is impossible for general models, but can be proven for GP models. In particular, we show in Appendix H that I_T is bounded by the worst-case mutual information (information capacity) of the GP model. Srinivas et al. (2012); Krause and Ong (2011) derive upper-bounds for the information capacity for commonly-used kernels. For example, when we use their results for independent GP models with squared exponential kernels for each component $[f(\mathbf{s}, \mathbf{a})]_i$, we obtain a regret bound $\mathcal{O}((1 + B_f)^N L_\sigma^N N^2 \sqrt{T} (p^2(p+q) \log(pTN))^{(N+1)/2})$, where B_f is a bound on the functional complexity of the function f . Specifically, B_f is the norm of f in the RKHS that corresponds to the kernel.

A similar optimistic exploration scheme was analyzed by Chowdhury and Gopalan (2019), but for an algorithm that is not implementable as we discussed at the beginning of Section 3. Their exploration scheme *depends* on the (generally unknown) Lipschitz constant of the value function, which corresponds to knowing L_f *a priori* in our setting. While this is a restrictive and impractical requirement, we show in Appendix H.3 that under this assumption we can improve the dependence on $L_\sigma^N \beta_T^N$ in the regret bound in Theorem 1 to $(L_f \beta_T)^{1/2}$. This matches the bounds derived by Chowdhury and Gopalan (2019) up to constant factors. Thus we can consider the regret term $L_\sigma^N \beta_T^N$ to be the additional cost that we have to pay for a practical algorithm.

Unbounded domains We assume that the domain \mathcal{S} is compact in order to bound I_T for GP models, which enables a convenient analysis and is also used by Chowdhury and Gopalan (2019). However, it is incompatible with Assumption 1, which allows for potentially unbounded noise ω . While this is a technical detail, we formally prove in Appendix I that we can bound the domain with high probability within a norm-ball of radius $b_t = \mathcal{O}(L_f^N N p \log(Nt^2))$. For GP models with a squared exponential kernel, we analyze I_T in this setting and show that the regret bound only increases by a polylog factor.

4 Experiments

Throughout the experiments, we consider reward functions of the form $r(\mathbf{s}, \mathbf{a}) = r_{\text{state}}(\mathbf{s}) - \rho c_{\text{action}}(\mathbf{a})$, where $r_{\text{state}}(\mathbf{s})$ is the reward for being in a “good” state, and $\rho \in [0, \infty)$ is a parameter that scales

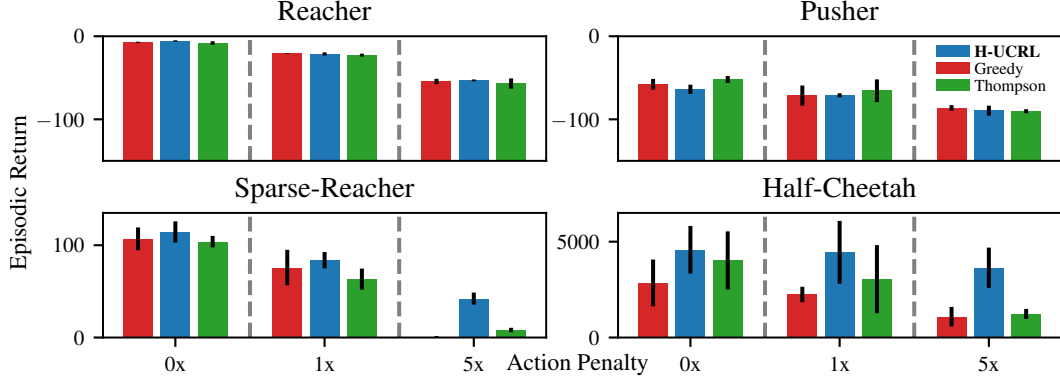


Figure 3: Mean final episodic returns on Mujoco tasks averaged over five different random seeds. For Reacher and Pusher (50 episodes), all exploration strategies perform equally. For Sparse-Reacher (50 episodes) and Half-Cheetah (250 episodes), H-UCRL outperforms other exploration algorithms.

the action costs $c_{\text{action}}(\mathbf{a})$. We evaluate how H-UCRL, greedy exploitation, and Thompson sampling perform for different values of ρ in different Mujoco environments (Todorov et al., 2012). We expect greedy exploitation to struggle for larger ρ whereas H-UCRL and Thompson sampling should perform well. As modeling choice, we use 5-head probabilistic ensembles as in Chua et al. (2018). For greedy exploitation, we sample the next-state from the ensemble mean and covariance (PE-DS algorithm in Chua et al. (2018)). We use ensemble sampling (Lu and Van Roy, 2017) to approximate Thompson sampling. For H-UCRL, we follow Lakshminarayanan et al. (2017) and use the ensemble mean and covariance as the next-state predictive distribution.

Sparse Inverted Pendulum We first investigate a swing-up pendulum with sparse rewards. In this task, the policy must perform a complex maneuver to swing the pendulum to the upwards position. A policy that does not act obtains zero state rewards but suffers zero action costs. Slightly moving the pendulum still has zero state reward but the actions are penalized. Hence, a zero-action policy is locally optimal, but it fails to complete the task. We show the results in Fig. 1: With no action penalty, all exploration methods perform equally well – the randomness is enough to explore and find a quasi-optimal sequence. For $\rho = 0.1$ greedy exploitation struggles, sometimes it finds the swing-up sequence, which explains the large error bars. Finally, for $\rho = 0.2$ only H-UCRL is able to successfully swing up the pendulum. We believe that the poor performance of Thompson sampling relative to H-UCRL suggests that the five heads that we use are sufficient to construct reasonable confidence intervals, but do not comprise a rich enough posterior distribution for Thompson Sampling.

7-DOF PR2 Robot Next, we evaluate how H-UCRL performs in higher dimensional problems. We start by comparing the Reacher and Pusher environments proposed by Chua et al. (2018). We plot the results in the upper left and right subplots in Fig. 3. The Reacher has to move the end-effector towards a goal that is randomly sampled at the beginning of each episode. The Pusher has to push an object towards a goal. The rewards and costs in these environments are quadratic. All exploration strategies achieve state-of-the-art performance, which seems to indicate that greedy exploitation is indeed sufficient for these tasks. Presumably, this is due to the over-actuated dynamics and the reward structure. This is in line with the theoretical results for linear-quadratic control by Mania et al. (2019).

To test this hypothesis, we repeat the Reacher experiment with a sparse reward function. We plot the results in the lower left plot of Fig. 3. The state reward has a positive signal when the end-effector is close to the goal and the action has a non-negative signal when it is close to zero. Here we observe that H-UCRL outperforms alternative methods, particularly for larger action penalties.

Mobile Robots Our final experiment demonstrates H-UCRL on a common deep-RL benchmark, the Half-Cheetah. The goal is to make the cheetah run forward as fast as possible. The actuators have to interact in a complex manner to achieve running. In the lower right plot of Fig. 3 we can see a clear advantage of using H-UCRL at different action penalties, even at zero. This indicates that H-UCRL not only addresses action penalties, but also explores through complex dynamics.

5 Conclusions

In this work, we introduced H-UCRL: a practical optimistic-exploration algorithm for deep MBRL. The key idea is a reduction from (generally intractable) optimistic exploration to greedy exploitation in an augmented policy space. Crucially, this insight enables the use of highly effective standard MBRL algorithms that previously were restricted to greedy exploitation and Thompson sampling. Furthermore, we provided a theoretical analysis of H-UCRL and show that it attains sublinear regret for some models. In our experiments, H-UCRL performs as well or better than other exploration algorithms, achieving state-of-the-art performance on the evaluated tasks.

Broader Impact

Improving sample efficiency is one of the key bottlenecks in applying reinforcement learning to real-world problems with potential major societal benefit such as personal robotics, renewable energy systems, medical decisions making etc. Thus, algorithmic and theoretical contributions as presented in this paper can help decrease the cost associated with optimizing RL policies. Of course, the overall RL framework is so general that potential misuse cannot be ruled out.

References

- Yasin Abbasi-Yadkori. *Online learning of linearly parameterized control problems*. PhD Thesis, University of Alberta, 2012.
- Yasin Abbasi-Yadkori and Csaba Szepesvári. Regret bounds for the adaptive control of linear quadratic systems. In *Proceedings of the 24th Annual Conference on Learning Theory*, pages 1–26, 2011.
- Abbas Abdolmaleki, Jost Tobias Springenberg, Yuval Tassa, Remi Munos, Nicolas Heess, and Martin Riedmiller. Maximum a posteriori policy optimisation. *arXiv preprint arXiv:1806.06920*, 2018.
- Martin Anthony and Peter L Bartlett. *Neural network learning: Theoretical foundations*. cambridge university press, 2009.
- Evan Archer, Il Memming Park, Lars Buesing, John Cunningham, and Liam Paninski. Black box variational inference for state space models. *arXiv preprint arXiv:1511.07367*, 2015.
- Felix Berkenkamp. *Safe Exploration in Reinforcement Learning: Theory and Applications in Robotics*. PhD thesis, ETH Zurich, 2019.
- Felix Berkenkamp, Angela P. Schoellig, and Andreas Krause. No-Regret Bayesian optimization with unknown hyperparameters. *Journal of Machine Learning Research (JMLR)*, 20(50):1–24, 2019.
- Dimitri P. Bertsekas, Dimitri P. Bertsekas, Dimitri P. Bertsekas, and Dimitri P. Bertsekas. *Dynamic programming and optimal control*, volume 1. Athena scientific Belmont, MA, 1995.
- Zdravko I Botev, Dirk P Kroese, Reuven Y Rubinstein, and Pierre L’Ecuyer. The cross-entropy method for optimization. In *Handbook of statistics*, volume 31, pages 35–59. Elsevier, 2013.
- Ronen I. Brafman and Moshe Tennenholtz. R-max - a General Polynomial Time Algorithm for Near-optimal Reinforcement Learning. *J. Mach. Learn. Res.*, 3:213–231, 2003.
- Eric Brochu, Vlad M. Cora, and Nando de Freitas. A tutorial on Bayesian optimization of expensive cost functions, with application to active user modeling and hierarchical reinforcement learning. *arXiv:1012.2599 [cs]*, 2010.
- Jacob Buckman, Danijar Hafner, George Tucker, Eugene Brevdo, and Honglak Lee. Sample-efficient reinforcement learning with stochastic ensemble value expansion. In *Advances in Neural Information Processing Systems*, pages 8224–8234, 2018.
- Adam D. Bull. Convergence rates of efficient global optimization algorithms. *Journal of Machine Learning Research*, 12(Oct):2879–2904, 2011.
- Sayak Ray Chowdhury and Aditya Gopalan. On kernelized multi-armed bandits. In *Proceedings of the 34th International Conference on Machine Learning*, volume 70 of *Proceedings of Machine Learning Research*, pages 844–853. PMLR, 2017.
- Sayak Ray Chowdhury and Aditya Gopalan. Online Learning in Kernelized Markov Decision Processes. In *The 22nd International Conference on Artificial Intelligence and Statistics*, pages 3197–3205, 2019.
- Andreas Christmann and Ingo Steinwart. *Support Vector Machines*. Information Science and Statistics. Springer, New York, NY, 2008.

- Kurtland Chua, Roberto Calandra, Rowan McAllister, and Sergey Levine. Deep Reinforcement Learning in a Handful of Trials using Probabilistic Dynamics Models. In S. Bengio, H. Wallach, H. Larochelle, K. Grauman, N. Cesa-Bianchi, and R. Garnett, editors, *Advances in Neural Information Processing Systems 31*, pages 4754–4765. Curran Associates, Inc., 2018.
- Ignasi Clavera, Jonas Rothfuss, John Schulman, Yasuhiro Fujita, Tamim Asfour, and Pieter Abbeel. Model-based reinforcement learning via meta-policy optimization. In *Conference on Robot Learning*, pages 617–629, 2018.
- Sebastian Curi, Silvan Melchior, Felix Berkenkamp, and Andreas Krause. Structured variational inference in unstable gaussian process state space models. *Proceedings of Machine Learning Research* vol. 120:1–11, 2020.
- Marc Deisenroth and Carl E. Rasmussen. PILCO: A model-based and data-efficient approach to policy search. In *Proc. of the International Conference on Machine Learning (ICML)*, pages 465–472, 2011.
- Marc Deisenroth, Dieter Fox, and Carl Rasmussen. Gaussian processes for data-efficient learning in robotics and control. *Transactions on Pattern Analysis and Machine Intelligence*, 37(2):1–1, 2014.
- Marc Peter Deisenroth, Gerhard Neumann, and Jan Peters. *A survey on policy search for robotics*. now publishers, 2013.
- Armen Der Kiureghian and Ove Ditlevsen. Aleatory or epistemic? Does it matter? *Structural Safety*, 31(2):105–112, 2009.
- Andreas Doerr, Christian Daniel, Martin Schiegg, Duy Nguyen-Tuong, Stefan Schaal, Marc Toussaint, and Sebastian Trimpe. Probabilistic recurrent state-space models. In *International Conference on Machine Learning (ICML)*, pages 1280–1289. PMLR, 2018.
- Omar Darwiche Domingues, Pierre Ménard, Matteo Pirota, Emilie Kaufmann, and Michal Valko. Regret bounds for kernel-based reinforcement learning. *arXiv preprint arXiv:2004.05599*, 2020.
- Yonathan Efroni, Nadav Merlis, Mohammad Ghavamzadeh, and Shie Mannor. Tight regret bounds for model-based reinforcement learning with greedy policies. In *Advances in Neural Information Processing Systems*, pages 12203–12213, 2019.
- Yonina C Eldar and Gitta Kutyniok. *Compressed sensing: theory and applications*. Cambridge university press, 2012.
- Scott Fujimoto, Herke Van Hoof, and David Meger. Addressing function approximation error in actor-critic methods. *arXiv preprint arXiv:1802.09477*, 2018.
- Yarin Gal. *Uncertainty in deep learning*. PhD Thesis, PhD thesis, University of Cambridge, 2016.
- Yarin Gal, Rowan McAllister, and Carl Edward Rasmussen. Improving pilco with bayesian neural network dynamics models. In *Data-Efficient Machine Learning workshop, ICML*, volume 4, page 34, 2016.
- Tuomas Haarnoja, Aurick Zhou, Pieter Abbeel, and Sergey Levine. Soft actor-critic: Off-policy maximum entropy deep reinforcement learning with a stochastic actor. *arXiv preprint arXiv:1801.01290*, 2018.
- Nicolas Heess, Gregory Wayne, David Silver, Timothy Lillicrap, Tom Erez, and Yuval Tassa. Learning Continuous Control Policies by Stochastic Value Gradients. In C. Cortes, N. D. Lawrence, D. D. Lee, M. Sugiyama, and R. Garnett, editors, *Advances in Neural Information Processing Systems 28*, pages 2944–2952. Curran Associates, Inc., 2015.
- Lukas Hewing, Elena Arcari, Lukas P Fröhlich, and Melanie N Zeilinger. On simulation and trajectory prediction with gaussian process dynamics. *arXiv preprint arXiv:1912.10900*, 2019.
- Zhang-Wei Hong, Joni Pajarinen, and Jan Peters. Model-based lookahead reinforcement learning. *arXiv preprint arXiv:1908.06012*, 2019.

- David H Jacobson. New second-order and first-order algorithms for determining optimal control: A differential dynamic programming approach. *Journal of Optimization Theory and Applications*, 2 (6):411–440, 1968.
- Thomas Jaksch, Ronald Ortner, and Peter Auer. Near-optimal regret bounds for reinforcement learning. *Journal of Machine Learning Research*, 11(Apr):1563–1600, 2010.
- Michael Janner, Justin Fu, Marvin Zhang, and Sergey Levine. When to trust your model: Model-based policy optimization. In *Advances in Neural Information Processing Systems*, pages 12498–12509, 2019.
- Chi Jin, Zhuoran Yang, Zhaoran Wang, and Michael I Jordan. Provably efficient reinforcement learning with linear function approximation. *arXiv preprint arXiv:1907.05388*, 2019.
- Lukasz Kaiser, Mohammad Babaeizadeh, Piotr Milos, Blazej Osinski, Roy H Campbell, Konrad Czechowski, Dumitru Erhan, Chelsea Finn, Piotr Kozakowski, Sergey Levine, et al. Model-based reinforcement learning for atari. *arXiv preprint arXiv:1903.00374*, 2019.
- Sanket Kamthe and Marc Deisenroth. Data-Efficient Reinforcement Learning with Probabilistic Model Predictive Control. In *International Conference on Artificial Intelligence and Statistics*, pages 1701–1710, 2018.
- Motonobu Kanagawa, Philipp Hennig, Dino Sejdinovic, and Bharath K. Sriperumbudur. Gaussian processes and kernel methods: a review on connections and equivalences. *arXiv:1807.02582 [stat.ML]*, 2018.
- Diederik P Kingma and Jimmy Ba. Adam: A method for stochastic optimization. In *International Conference on Learning Representations (ICLR)*, 2015.
- Johannes Kirschner and Andreas Krause. Information directed sampling and bandits with heteroscedastic noise. In *Proceedings of the 31st Conference On Learning Theory*, volume 75 of *Proceedings of Machine Learning Research*, pages 358–384. PMLR, 2018.
- Andreas Krause and Cheng S. Ong. Contextual Gaussian process bandit optimization. In *Proc. of Neural Information Processing Systems (NIPS)*, pages 2447–2455, 2011.
- Volodymyr Kuleshov, Nathan Fenner, and Stefano Ermon. Accurate uncertainties for deep learning using calibrated regression. *arXiv preprint arXiv:1807.00263*, 2018.
- Thanard Kurutach, Ignasi Clavera, Yan Duan, Aviv Tamar, and Pieter Abbeel. Model-ensemble trust-region policy optimization. *arXiv preprint arXiv:1802.10592*, 2018.
- Balaji Lakshminarayanan, Alexander Pritzel, and Charles Blundell. Simple and Scalable Predictive Uncertainty Estimation using Deep Ensembles. In I. Guyon, U. V. Luxburg, S. Bengio, H. Wallach, R. Fergus, S. Vishwanathan, and R. Garnett, editors, *Advances in Neural Information Processing Systems 30*, pages 6402–6413. Curran Associates, Inc., 2017.
- Armin Lederer, Jonas Umlauf, and Sandra Hirche. Uniform Error Bounds for Gaussian Process Regression with Application to Safe Control. *arXiv:1906.01376 [cs, stat]*, 2019.
- Sergey Levine and Vladlen Koltun. Guided policy search. In *International Conference on Machine Learning*, pages 1–9, 2013.
- Weiwei Li and Emanuel Todorov. Iterative linear quadratic regulator design for nonlinear biological movement systems. In *ICINCO (1)*, pages 222–229, 2004.
- Timothy P. Lillicrap, Jonathan J. Hunt, Alexander Pritzel, Nicolas Heess, Tom Erez, Yuval Tassa, David Silver, and Daan Wierstra. Continuous control with deep reinforcement learning. *arXiv:1509.02971 [cs, stat]*, 2015.
- Kendall Lowrey, Aravind Rajeswaran, Sham Kakade, Emanuel Todorov, and Igor Mordatch. Plan online, learn offline: Efficient learning and exploration via model-based control. In *International Conference on Learning Representations (ICLR)*, 2019.

- Xiuyuan Lu and Benjamin Van Roy. Ensemble sampling. In *Advances in neural information processing systems*, pages 3258–3266, 2017.
- Yuping Luo, Huazhe Xu, Yuanzhi Li, Yuandong Tian, Trevor Darrell, and Tengyu Ma. Algorithmic framework for model-based deep reinforcement learning with theoretical guarantees. *arXiv preprint arXiv:1807.03858*, 2018.
- Horia Mania, Stephen Tu, and Benjamin Recht. Certainty equivalence is efficient for linear quadratic control. In *Neural Information Processing Systems*, pages 10154–10164, 2019.
- A McHutchon. *Modelling nonlinear dynamical systems with Gaussian Processes*. PhD thesis, PhD thesis, University of Cambridge, 2014.
- Teodor Mihai Moldovan, Sergey Levine, Michael I. Jordan, and Pieter Abbeel. Optimism-driven exploration for nonlinear systems. In *Robotics and Automation (ICRA), 2015 IEEE International Conference on*, pages 3239–3246. IEEE, 2015.
- Manfred Morari and Jay H. Lee. Model predictive control: past, present and future. *Computers & Chemical Engineering*, 23(4–5):667–682, 1999.
- Mojmir Mutny and Andreas Krause. Efficient High Dimensional Bayesian Optimization with Additivity and Quadrature Fourier Features. In *Advances in Neural Information Processing Systems*, pages 9005–9016, 2018.
- Anusha Nagabandi, Gregory Kahn, Ronald S Fearing, and Sergey Levine. Neural network dynamics for model-based deep reinforcement learning with model-free fine-tuning. In *2018 IEEE International Conference on Robotics and Automation (ICRA)*, pages 7559–7566. IEEE, 2018.
- Ian Osband, Dan Russo, and Benjamin Van Roy. (More) Efficient Reinforcement Learning via Posterior Sampling. In C. J. C. Burges, L. Bottou, M. Welling, Z. Ghahramani, and K. Q. Weinberger, editors, *Advances in Neural Information Processing Systems 26*, pages 3003–3011. Curran Associates, Inc., 2013.
- Ian Osband, Benjamin Van Roy, and Zheng Wen. Generalization and Exploration via Randomized Value Functions. *arXiv:1402.0635 [cs, stat]*, 2014.
- Ian Osband, Charles Blundell, Alexander Pritzel, and Benjamin Van Roy. Deep exploration via bootstrapped DQN. In *Advances in neural information processing systems*, pages 4026–4034, 2016.
- Paavo Parmas, Carl Edward Rasmussen, Jan Peters, and Kenji Doya. PIPPS: Flexible model-based policy search robust to the curse of chaos. In *International Conference on Machine Learning*, pages 4065–4074, 2018.
- Ali Rahimi and Benjamin Recht. Random features for large-scale kernel machines. In *Advances in neural information processing systems*, pages 1177–1184, 2008.
- Carl Edward Rasmussen and Christopher K.I Williams. *Gaussian processes for machine learning*. MIT Press, Cambridge MA, 2006.
- Arthur Richards and Jonathan P. How. Robust variable horizon model predictive control for vehicle maneuvering. *International Journal of Robust and Nonlinear Control*, 16(7):333–351, 2006.
- Jonathan Scarlett, Ilija Bogunovic, and Volkan Cevher. Lower bounds on regret for noisy Gaussian process bandit optimization. In Satyen Kale and Ohad Shamir, editors, *Proceedings of the 2017 Conference on Learning Theory*, volume 65 of *Proceedings of Machine Learning Research*, pages 1723–1742, Amsterdam, Netherlands, 07–10 Jul 2017. PMLR.
- John Schulman, Sergey Levine, Pieter Abbeel, Michael Jordan, and Philipp Moritz. Trust region policy optimization. In *International conference on machine learning*, pages 1889–1897, 2015.
- John Schulman, Filip Wolski, Prafulla Dhariwal, Alec Radford, and Oleg Klimov. Proximal Policy Optimization Algorithms. *arXiv:1707.06347 [cs]*, 2017.

- Niranjan Srinivas, Andreas Krause, Sham M. Kakade, and Matthias Seeger. Gaussian process optimization in the bandit setting: no regret and experimental design. *IEEE Transactions on Information Theory*, 58(5):3250–3265, 2012.
- Richard S. Sutton. Integrated Architectures for Learning, Planning, and Reacting Based on Approximating Dynamic Programming. In Bruce Porter and Raymond Mooney, editors, *Machine Learning Proceedings 1990*, pages 216–224. Morgan Kaufmann, San Francisco (CA), 1990.
- Richard S. Sutton and Andrew G. Barto. *Reinforcement learning: an introduction*. MIT press, 1998.
- Y. Tassa, T. Erez, and E. Todorov. Synthesis and stabilization of complex behaviors through online trajectory optimization. In *2012 IEEE/RSJ International Conference on Intelligent Robots and Systems*, pages 4906–4913, 2012.
- Yuval Tassa, Yotam Doron, Alistair Muldal, Tom Erez, Yazhe Li, Diego de Las Casas, David Budden, Abbas Abdolmaleki, Josh Merel, Andrew Lefrancq, et al. Deepmind control suite. *arXiv preprint arXiv:1801.00690*, 2018.
- Emanuel Todorov and Weiwei Li. A generalized iterative lqg method for locally-optimal feedback control of constrained nonlinear stochastic systems. In *Proceedings of the 2005, American Control Conference, 2005.*, pages 300–306. IEEE, 2005.
- Emanuel Todorov, Tom Erez, and Yuval Tassa. Mujoco: A physics engine for model-based control. In *2012 IEEE/RSJ International Conference on Intelligent Robots and Systems*, pages 5026–5033. IEEE, 2012.
- Hado P van Hasselt, Matteo Hessel, and John Aslanides. When to use parametric models in reinforcement learning? In *Advances in Neural Information Processing Systems*, pages 14322–14333, 2019.
- Roman Vershynin. Introduction to the non-asymptotic analysis of random matrices. *arXiv:1011.3027 [cs, math]*, 2010.
- Tingwu Wang and Jimmy Ba. Exploring model-based planning with policy networks. *arXiv preprint arXiv:1906.08649*, 2019.
- Zi Wang, Clement Gehring, Pushmeet Kohli, and Stefanie Jegelka. Batched large-scale bayesian optimization in high-dimensional spaces. In *International Conference on Artificial Intelligence and Statistics*, pages 745–754, 2018.
- Grady Williams, Paul Drews, Brian Goldfain, James M Rehg, and Evangelos A Theodorou. Aggressive driving with model predictive path integral control. In *2016 IEEE International Conference on Robotics and Automation (ICRA)*, pages 1433–1440. IEEE, 2016.
- Andrea Zanette and Emma Brunskill. Tighter problem-dependent regret bounds in reinforcement learning without domain knowledge using value function bounds. *arXiv preprint arXiv:1901.00210*, 2019.

Appendix

The following table provides an overview of the appendix.

Table of Contents

A	Expected Performance for Exploration in the Bandit Setting	16
B	Extended Experiments	17
B.1	Experimental Setup	17
B.2	Environment Description and Learning Curves	18
B.3	Visualization of Real and Simulated Trajectories for Inverted Pendulum	22
B.4	Further Experiments on Thompson Sampling	23
C	Solving the Greedy Exploitation Program	28
C.1	Off-Line Policy Search	28
C.2	On-Line Planning	29
C.3	Dyna-MPC	30
D	Proofs for Exploration Regret Bound	32
D.1	Notation	32
D.2	Bounding the Regret	32
E	Properties of the Functions $\eta(\cdot)$	36
F	Background on Gaussian Processes	37
F.1	Information Capacity	38
F.2	Functions in a Reproducing Kernel Hilbert Space	38
F.3	Extension to multiple dimensions	39
G	Lipschitz Continuity of Gaussian Process Predictions	39
H	Regret Bound for Gaussian Process model	41
H.1	Assumptions about the model	41
H.2	Bounding I_T for the GP model	42
H.3	Comparison to Chowdhury and Gopalan (2019)	44
I	Extension to Unbounded Domains	45
I.1	Bound on Aleatoric Uncertainty (Noise Bound)	46
I.2	Bounding the Domain Under Aleatoric Uncertainty	47
I.3	Regret bounds over Unbounded Domains	49
I.4	Bounding the Maximum Information Capacity for Gaussian Processes	50

A Expected Performance for Exploration in the Bandit Setting

In practice, one of the most commonly used exploration strategies is to select θ_t in order to maximize the expected performance over the aleatoric uncertainty *and epistemic uncertainty* induced by the Gaussian process model.

We consider the simplest possible case that still allows for nonlinear dynamics. That is, we consider a system with zero-mean noise, i.e., $\mathbb{E}[\omega_n] = 0$ for all time steps $n \geq 0$. In addition, we consider a one-dimensional system, $p = 1$, with a linear (convex/concave) reward function $r(s, a) = s$, a constant feedback policy $\pi(s) = \theta$ that is parameterized by some parameters θ , and a time horizon of one step, $N = 1$. With these simplifying assumptions, the performance estimate $J(f, \pi)$ in (2) reduces to

$$\begin{aligned}
J(\tilde{f}, \pi) &= \mathbb{E}_{\omega_{0:N-1}} \left[\sum_{n=0}^N r(\tilde{s}_n, \pi(\tilde{s}_n)) \mid s_0 \right], \quad \text{s.t. } \tilde{s}_{n+1} = \tilde{f}(\tilde{s}_n, \pi(\tilde{s}_n)) + \omega_n, \\
&= \mathbb{E}_{\omega_{0:N-1}} \left[\sum_{n=0}^N r(\tilde{s}_n, \pi(\tilde{s}_n)) \mid s_0 \right], \quad \text{s.t. } \tilde{s}_{n+1} = \tilde{f}(\tilde{s}_n, \theta) + \omega_n, \quad (\pi(s) = \theta) \\
&= \mathbb{E}_{\omega_{0:N-1}} \left[\sum_{n=0}^N \tilde{s}_n \mid s_0 \right], \quad \text{s.t. } \tilde{s}_{n+1} = \tilde{f}(\tilde{s}_n, \theta) + \omega_n, \quad (p = 1, r(s, a) = s) \\
&= \mathbb{E}_{\omega_0} \left[s_0 + \tilde{s}_1 \mid s_0 \right], \quad \text{s.t. } \tilde{s}_1 = \tilde{f}(s_0, \theta) + \omega_0, \quad (N = 1) \\
&= s_0 + \tilde{f}(s_0, \theta) + \mathbb{E}_{\omega_0}[\omega_0], \\
&= s_0 + \tilde{f}(s_0, \theta), \quad (\mathbb{E}[\omega] = 0)
\end{aligned} \tag{9}$$

so that the overall goal of model-based reinforcement learning in (3) becomes

$$\theta^* = \operatorname{argmax}_{\pi_\theta} J(f, \pi_\theta), \tag{10}$$

$$= \operatorname{argmax}_{\theta} s_0 + f(s_0, \theta), \tag{11}$$

$$= \operatorname{argmax}_{\theta} f(s_0, \theta). \tag{12}$$

This is the simplest possible scenario and reduces the optimal control problem in (4) to the bandit problem, where want to maximize an unknown function f that depends on parameters θ together with a fixed context s_0 that does not impact the solution of the problem.

Algorithms that model the unknown function f in (10) with a probabilistic model $p(\tilde{f} \mid \mathcal{D}_{1:t})$ based on noisy observations in \mathcal{D}_t are called Bayesian optimization algorithms (Brochu et al., 2010). In this special case of model-based reinforcement learning, the expected performance objective (4) reduces to

$$\theta_t = \operatorname{argmax}_{\theta} \mathbb{E}_{\tilde{f} \sim p(\tilde{f} \mid \mathcal{D}_{1:t})} [J(\tilde{f}, \pi_\theta)], \tag{13}$$

$$= \operatorname{argmax}_{\theta} \mathbb{E}_{\tilde{f} \sim p(\tilde{f} \mid \mathcal{D}_{1:t})} [s_0 + \tilde{f}(s_0, \theta)], \tag{14}$$

$$= \operatorname{argmax}_{\theta} \mathbb{E}_{\tilde{f} \sim p(\tilde{f} \mid \mathcal{D}_{1:t})} [\tilde{f}(s_0, \theta)], \tag{15}$$

$$= \operatorname{argmax}_{\theta} \mu_{t-1}(s_0, \theta). \tag{16}$$

Thus the expected performance objective selects parameters θ_t that maximize the posterior mean estimate of f according to $p(\tilde{f} \mid \mathcal{D}_{1:t})$. This may seem natural, since the linear reward function encourages states that are as large as possible. However, in the Bayesian optimization literature (13) is equivalent to the UCB strategy with $\beta_t = 0$. This is a greedy algorithm that is well-known to get stuck in local optima (Srinivas et al., 2012).

This is illustrated in Fig. 4: We use a Gaussian process model for f and use (13), which means we set $\beta = 0$ in the GP-UCB algorithm. As a result, we obtain optimization behaviors as in Fig. 4a. The

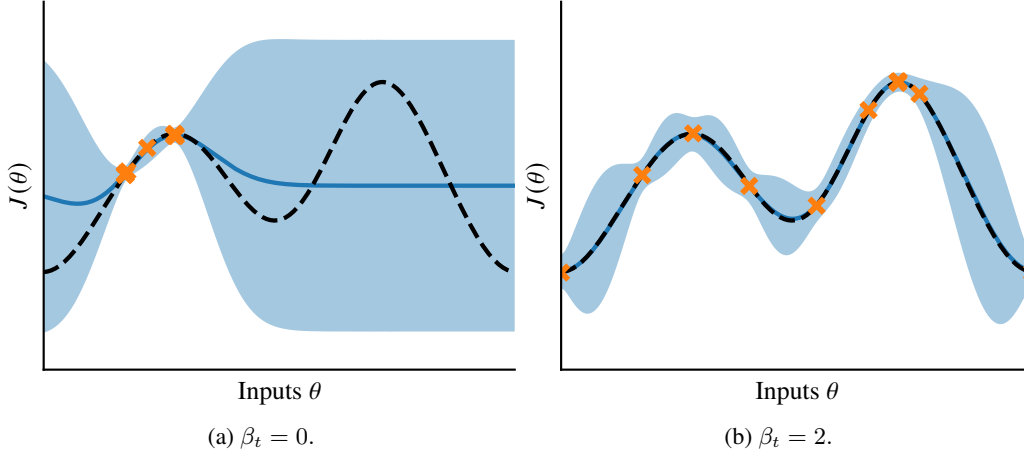


Figure 4: Comparison of the GP-UCB algorithm with two different constants for β_t . The expected performance objective in (13) is equivalent setting to $\beta = 0$ in Fig. 4a. The algorithm gets stuck and repeatedly evaluates inputs (orange crosses) at a local optimum of the true objective function (black dashed). This is due to the mean function (blue line) achieving higher values than the prior expected performance of zero. In contrast, an optimistic algorithm with $\beta = 2$ in Fig. 4b determines close-to-optimal parameters after few evaluations.

first evaluation that achieves performance higher than the expected prior performance (in our case, zero), is evaluated repeatedly (orange crosses). However, this can correspond to a local optimum of the true, unknown objective function (black dashed). In contrast, if we use an optimistic algorithm and set $\beta = 2$, GP-UCB evaluates parameters with close-to-optimal performance.

As a consequence of this counter-example, it is clear that we cannot expect the expected performance exploration criterion in (4) to yield regret guarantees for exploration *in the general case*. However, under the additional assumption of linear dynamics, Mania et al. (2019) show that the algorithm is no-regret. More empirically, Deisenroth et al. (2014, Section 6.1) discuss how to choose specific reward functions that tend to encourage high-variance transitions and thus exploration. However, it is unclear how such an approach can be analyzed theoretically and we would prefer to avoid reward-shaping to encourage exploration.

B Extended Experiments

B.1 Experimental Setup

Models We consider ensembles of Probabilistic Neural Networks (PE) as in Chua et al. (2018) and Gaussian Process (GP) Models for the inverted pendulum as in Kamthe and Deisenroth (2018). For GPs, we use the predictive variance estimate as $\Sigma_{t-1}(\mathbf{s}, \mathbf{a})$. For Ensembles, we approximate the output of the ensemble with a Gaussian as suggested by Lakshminarayanan et al. (2017) and use its predictive mean and variance as $\mu_{t-1}(\mathbf{s}, \mathbf{a})$ and $\Sigma_{t-1}(\mathbf{s}, \mathbf{a})$.

Model Selection (Training) For GPs we do not optimize the Hyper-parameters as this is prone to getting stuck to local minima (Bull, 2011). Advanced methods to avoid this problem, such as those proposed by Berkenkamp et al. (2019), are left for future work. For Ensembles, we train each ensemble separately using Adam (Kingma and Ba, 2015). We assign a transition to each ensemble member sampling from a Poisson distribution $\text{Poi}(1)$ (Osband et al., 2016). This is an asymptotic approximation to the Bootstrap.

Approximate Thompson Sampling We do not consider a Thompson’s Sampling variant of Exact GPs due to the computational complexity. For PE, we sample at the beginning of each episode a head and use *only* this head for optimizing the policy as in Lu and Van Roy (2017).

Trajectory Sampling For greedy exploitation, we propagate particles and the next-state distribution is given by the ensemble (or GP) output at the current particle location. This is the PE-DS

algorithm from Chua et al. (2018), which has comparable performance to PE-TS1 and PE-TS ∞ . We use this algorithm because it has the same predictive uncertainty used by H-UCRL.

B.2 Environment Description and Learning Curves

B.2.1 Swing-Up Inverted Pendulum

The pendulum has $p = 2$ and $q = 1$, with actions bounded in $[-1, 1]$ and each episode lasts 400 time steps.. We transform the angles to a quaternion representation via $[\sin(\theta), \cos(\theta)]$. The pendulum starts at $\theta_0 = \pi$, $\omega_0 = 0$ and the objective is to swing it up to $\theta_0 = 0$, $\omega_0 = 0$. The reward function is $r(\theta, \omega, \mathbf{a}) = r_\theta \cdot r_\omega + \rho r_{\mathbf{a}}$, where $r_\theta = \text{TOLERANCE}(\cos(\theta), \text{bounds} = (0.95, 1.), \text{margin} = 0.1)$, $r_\omega = \text{TOLERANCE}(\omega, \text{bounds} = (-0.5, 0.5), \text{margin} = 0.5)$, and $r_{\mathbf{a}} = \text{TOLERANCE}(\mathbf{a}, \text{bounds} = (-0.1, 0.1), \text{margin} = 0.1) - 1$. The TOLERANCE is defined in Tassa et al. (2018). In Fig. 5 we show the learning curve of the PE model for five different random seeds. H-UCRL finds quickly a swing-up maneuver even with high action penalties.

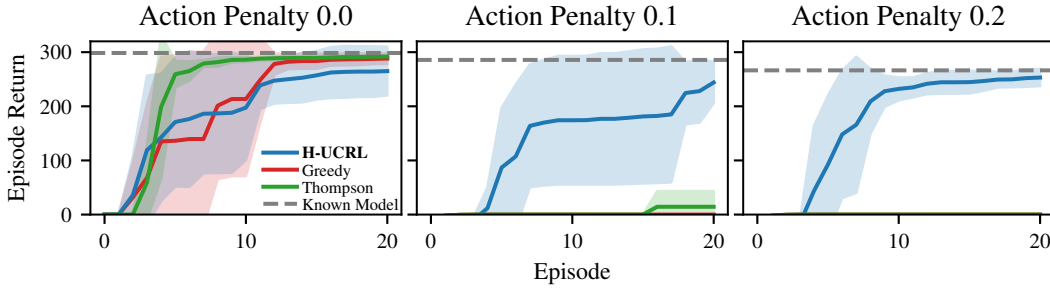


Figure 5: Learning curves of the inverted pendulum. H-UCRL outperforms other algorithms during learning.

B.2.2 Mujoco Cart Pole

We repeat the experiment in a easy environment, the Mujoco Cart Pole. The cart-pole has $p = 4$ and $q = 1$, with actions bounded in $[-3, 3]$ and each episode lasts 200 time steps. We transform the angles to a quaternion representation via $[\sin(\theta), \cos(\theta)]$. The cart-pole starts from $(0, 0, 0, 0) + \omega$, where ω is a zero-mean normal noise with 0.1 standard deviation. The goal is to upswing and stabilize the end-effector at position $x = 0$. The reward is given by $r = e^{-\sum_{i=x,y} \text{ee}_i^2 / 0.6^2} - \rho \mathbf{a}^2$, where ee is vector of coordinates of the end-effector. Here we see again that, as the action penalty increases, expected and Thompson sampling do not find a swing-up maneuver. We plot the final results together with the learning curves in Fig. 6.

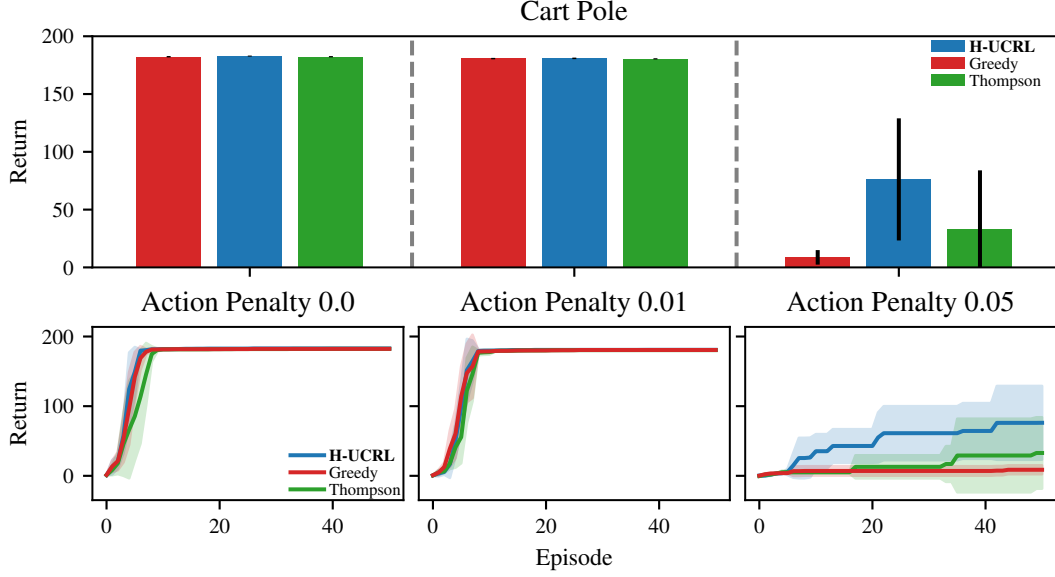


Figure 6: Top: Final episodic return in Cart-Pole environment. Bottom: Learning curves in Cart-Pole environment. For action penalty = 0.05, H-UCRL outperforms other algorithms. For action penalty=0.2 already after the fifth episode it finds a swing-up maneuver. Thompson sampling finds it in only one run after the thirtyfifth episode.

B.2.3 Reacher

The Reacher is a 7DOF robot with $p = 14$ and $q = 7$, with actions bounded in $[-20, 20]^q$ and each episode lasts 150 time steps. The goal is sampled at location $(x, y, z) = (0, 0.25, 0) + \omega$, where ω is a zero-mean normal noise with 0.1 standard deviation. We transform the angles to a quaternion representation via $[\sin(\theta), \cos(\theta)]$. The goal is to move the end-effector towards the goal and the reward signal is given by $r = -\sum_{i=x,y,z} (\text{ee} - \text{goal})_i^2 - \rho \sum_{i=1}^7 \mathbf{a}_i^2$, where $\text{ee} - \text{goal}$ is the vector that measures the distance between the end-effector and the goal. We show the results in Fig. 7. All algorithms perform equally for different action penalties.

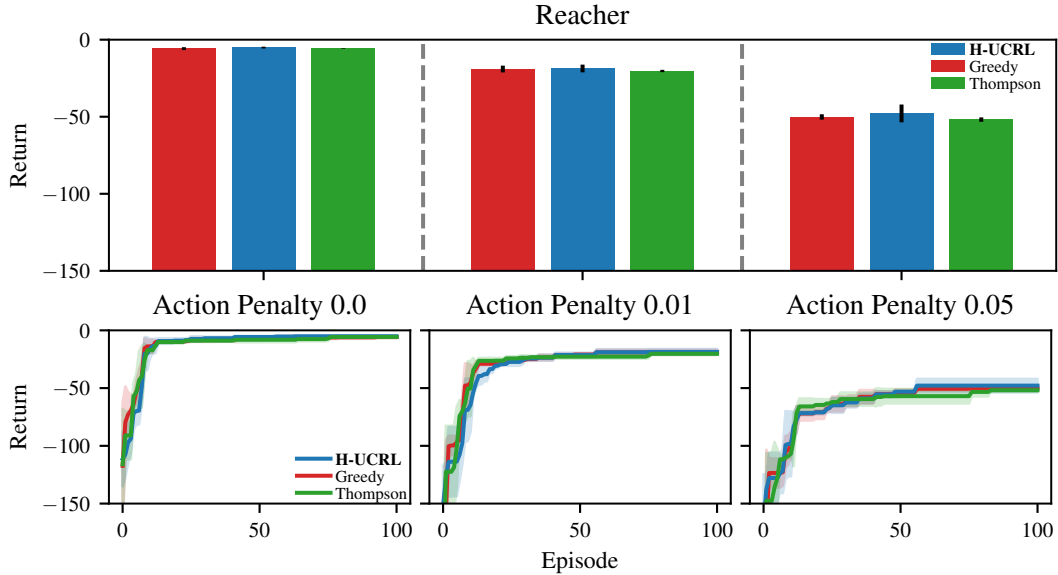


Figure 7: Top: Final episodic return in Reacher environment. Bottom: Learning curves in Reacher environment. Greedy, Thompson sampling, and H-UCRL perform equally well.

B.2.4 Pusher

The Pusher is also a 7DOF robot with $p = 14$ and $q = 7$, with action bounds in $[-2, 2]^q$ and each episode lasts 150 time steps. The object is free to move, introducing 3 more states to the environment. The robot starts with zero angles, an angular velocity sampled uniformly at random from $[-0.005, 0.005]$, the object is sampled from $(x, y) = (-0.25, 0.15) + \omega$, where ω is a zero-mean normal noise with 0.025 standard deviation. The objective is to push the object towards the goal at $(x, y) = (0, 0)$. The reward signal is given by $r = -0.5 \sum_{i=x,y,z} (\text{ee} - \text{obj})_i^2 - 1.25 \sum_{i=x,y,z} (\text{obj} - \text{goal})_i^2 - \rho \sum_{i=1}^7 \mathbf{a}_i^2$, where $\text{ee} - \text{obj}$ is the distance between the end-effector and the object and $\text{obj} - \text{goal}$ is the distance between the object and the goal. We show the results in Fig. 8. All algorithms perform equally for different action penalties.

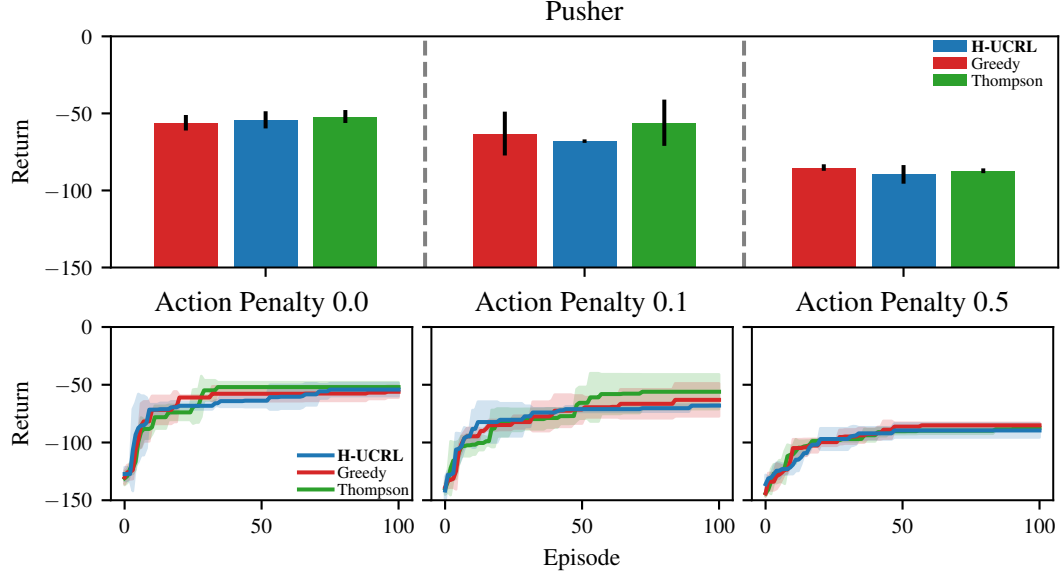


Figure 8: Top: Final episodic return in Pusher environment. Bottom: Learning curves in Pusher environment. Greedy, Thompson sampling, and H-UCRL perform equally well.

B.2.5 Sparse Reacher

The sparse Reacher is the same 7DOF robot as the Reacher with $p = 14$ and $q = 7$, with actions bounded in $[-20, 20]^q$ and each episode lasts 150 time steps. The sole difference arises in the reward function, which is given by $r = e^{-\sum_{i=x,y,z} (\text{ee} - \text{goal})_i^2 / 0.45^2} + \rho(e^{-\sum_{i=1}^7 \mathbf{a}_i^2} - 1)$. We show the results in Fig. 9. H-UCRL performs better than Greedy and Thompson, particularly for larger action penalties.

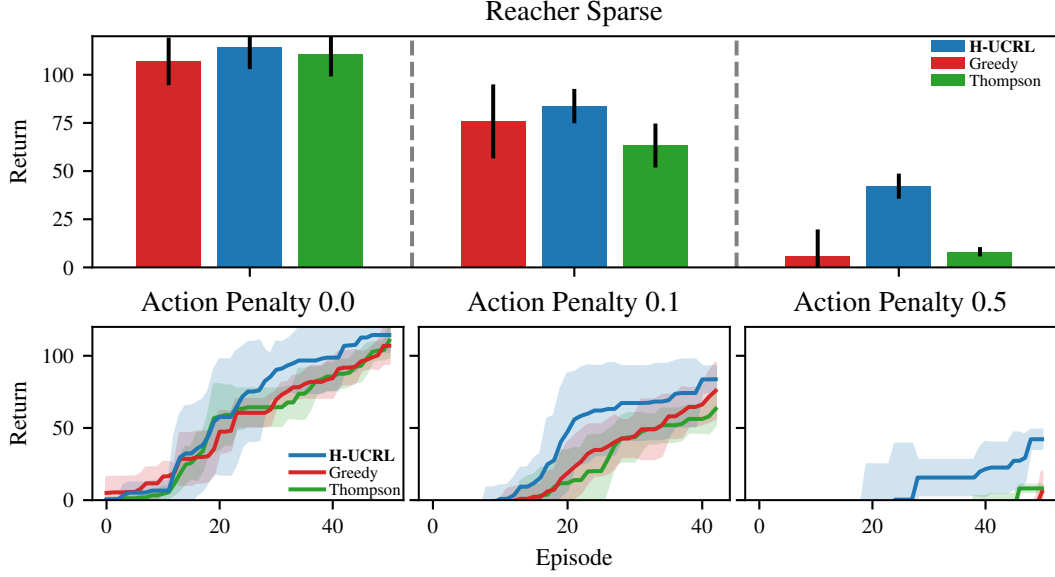


Figure 9: Top: Final episodic return in sparse Reacher environment. Bottom: Learning curves in sparse Reacher environment. H-UCRL outperforms greedy and Thompson sampling, particularly when the action penalty increases.

B.2.6 Half-Cheetah

The Half-Cheetah is a mobile robot with $p = 17$ and $q = 6$, with actions bounded in $[-2, 2]^q$ and each episode lasts 1000 time steps. The objective is to make the cheetah run as fast as possible forwards up to a maximum of 10m/s. The reward function is given by $r = \max(v, 10)$. We show the results in Fig. 10. H-UCRL performs finds quicker policies with higher returns and, when the action penalty is 1, it outperforms greedy and Thompson sampling considerably.

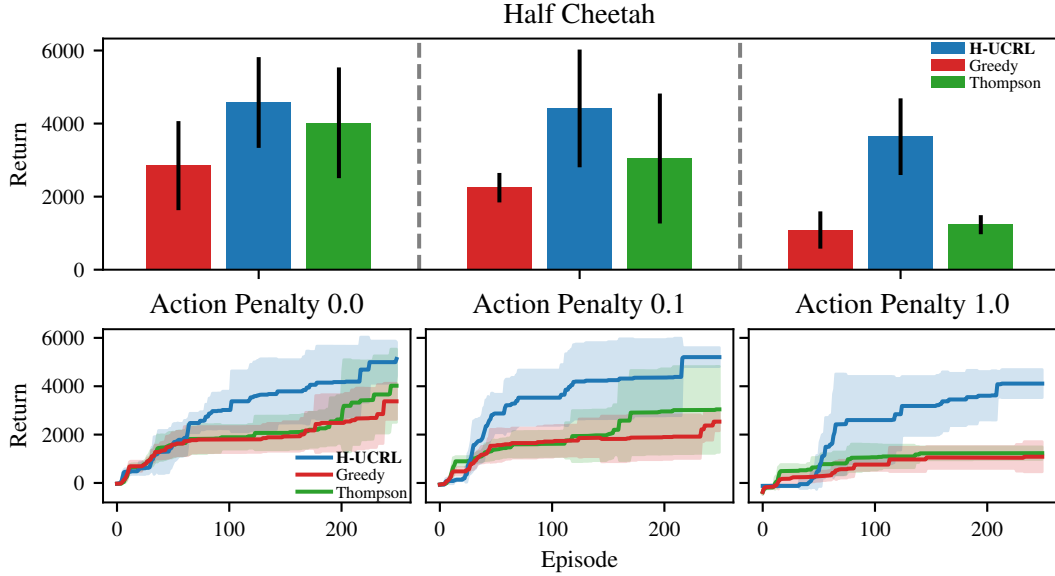


Figure 10: Top: Final episodic return in Half-Cheetah environment. Bottom: Learning curves in Half-Cheetah environment. H-UCRL outperforms greedy and Thompson sampling, particularly when the action penalty increases.

B.3 Visualization of Real and Simulated Trajectories for Inverted Pendulum

In this section, we visualize the optimistic trajectory for the inverted pendulum problem. We plot the real and simulated trajectories using H-UCRL in Figs. 11–13 with increasing action penalties.

B.3.1 H-UCRL Trajectories

Already in the first episode, the H-UCRL finds an optimistic trajectory to reach the goal $(0, 0)$ position. With more episodes, it learns the dynamics and simulated and real trajectories match. As the action penalty increases, the action magnitude decreases and it takes longer for the algorithm to find a swing-up trajectory.

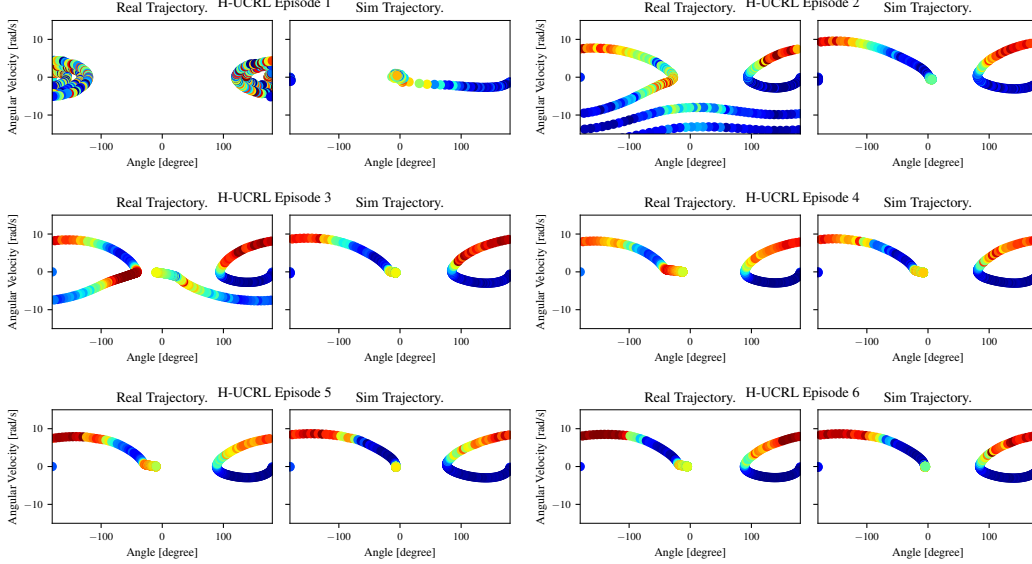


Figure 11: Real and simulated trajectories for first 6 episodes with H-UCRL (0 action penalty). We plot the trajectory in phase space, and use color coding to denote the action magnitude.

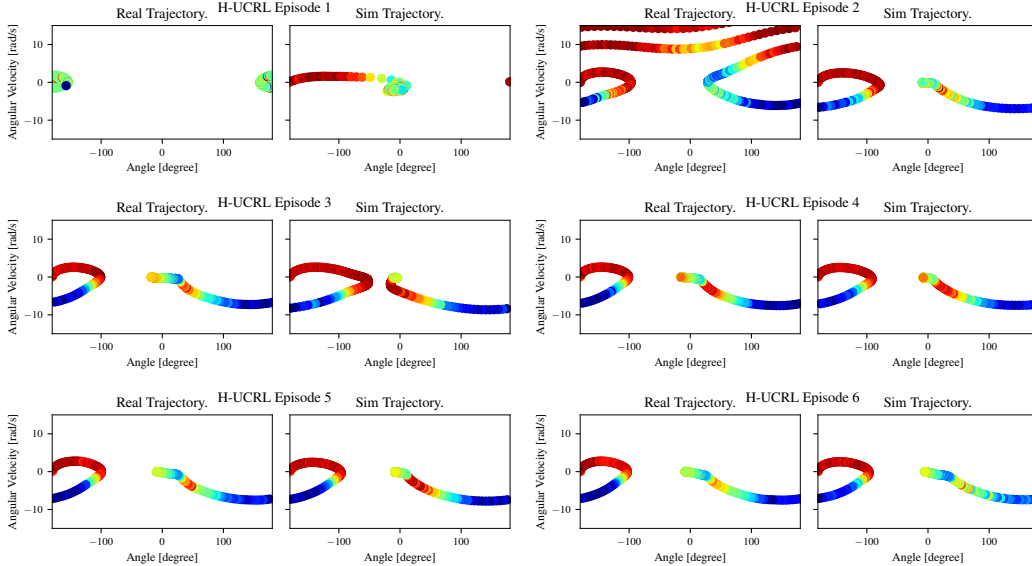


Figure 12: Real and simulated trajectories for first 6 episodes with H-UCRL (0.1 action penalty). We plot the trajectory in phase space, and use color coding to denote the action magnitude.

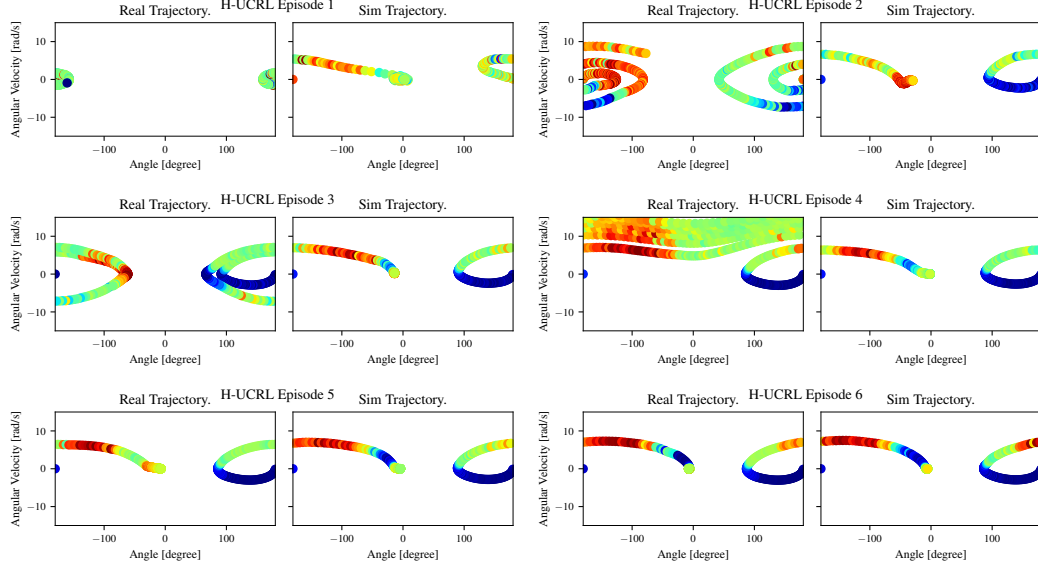


Figure 13: Real and simulated trajectories for first 6 episodes with H-UCRL (0.2 action penalty). We plot the trajectory in phase space, and use color coding to denote the action magnitude.

B.4 Further Experiments on Thompson Sampling

We found surprising that Thompson Sampling under-performs compared to optimistic exploration. To understand better why this happens, we perform different experiments in this section.

B.4.1 Can the sampled models solve the task?

One possibility is that, when doing posterior sampling, the agent learns a model for the sampled model, which might be biased. If this was the case, we would expect to see the *simulated* returns, i.e., the returns of the optimal policy in the sampled system \tilde{f}_i large.

In Fig. 14 we show the returns of the last simulated trajectory starting from the bottom position of each episode. This figure indicates that there is no model bias, i.e., the simulated returns for Thompson’s sampling are also low. We conclude that it is not over-fitting to the sampled model, but rather the algorithm cannot solve the task with the sampled model.

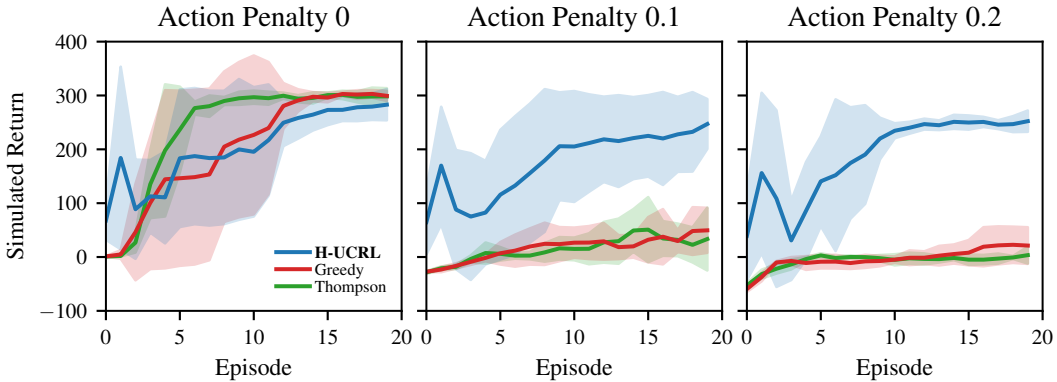


Figure 14: Total return from last simulated trajectory with the same initial state as the environment initial state. H-UCRL has higher simulated returns than Greedy and Thompson as the action penalty increases.

B.4.2 Is it variance starvation?

Another possibility is Thompson Sampling suffers variance starvation, i.e., all ensemble members' predictions are identical. Variance starvation means that the approximate posterior variance is smaller than the true posterior variance. When this happens, (approximate) Thompson Sampling fails because of lack of exploration (Wang et al., 2018). In contrast to UCRL-stye algorithms where the optimism is implemented *deterministically*, Thompson sampling implements optimism *stochastically*. Thus, it is crucial that the variance is not underestimated.

If there was variance starvation, we would expect to see the epistemic variance along simulated trajectories shrink. In Fig. 15 we show the average simulated uncertainty during training, considered as the predictive variance of the ensemble. To summarize the predictive uncertainty into a scalar, we consider the trace of the Cholesky factorization of the covariance matrix. From the figure, we see that H-UCRL starts with the same predictive uncertainty as greedy and Thompson sampling. Furthermore, the variance of Thompson sampling does not shrink. We conclude that there is no variance starvation in the one-step ahead predictions.

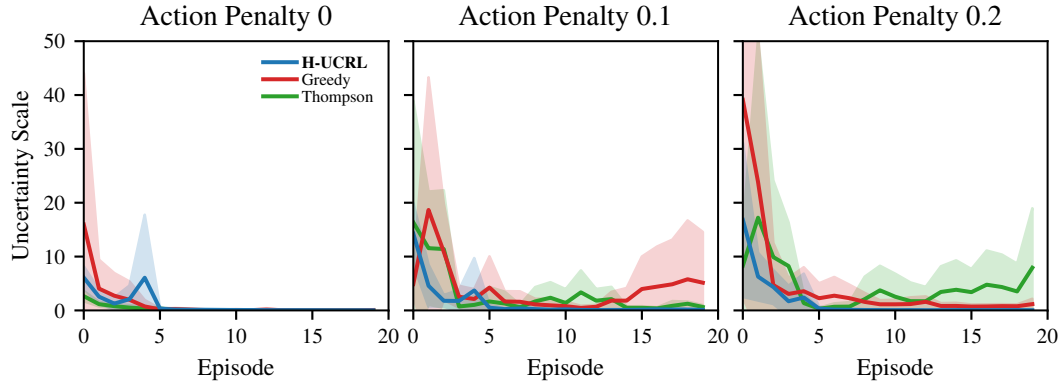


Figure 15: Epistemic model uncertainty along simulated trajectories. Thompson and Greedy have the same or more uncertainty than H-UCRL.

B.4.3 Is the number of ensemble members enough?

In order to verify this hypothesis, we ran the same experiments with 5, 10, 20, 50, and 100 ensemble members. All models swing-up the pendulum with 0 action penalty. With 0.1 action penalty, the 20, 50, and 100 ensembles find a swing up in only one run out of five. With 0.2 action penalty, no model finds a swing-up strategy. This suggests that having larger ensembles could help, but it is not convincing. Furthermore, the model training computational complexity increases linearly with the number of ensemble members, which limits the practicality of larger ensembles.

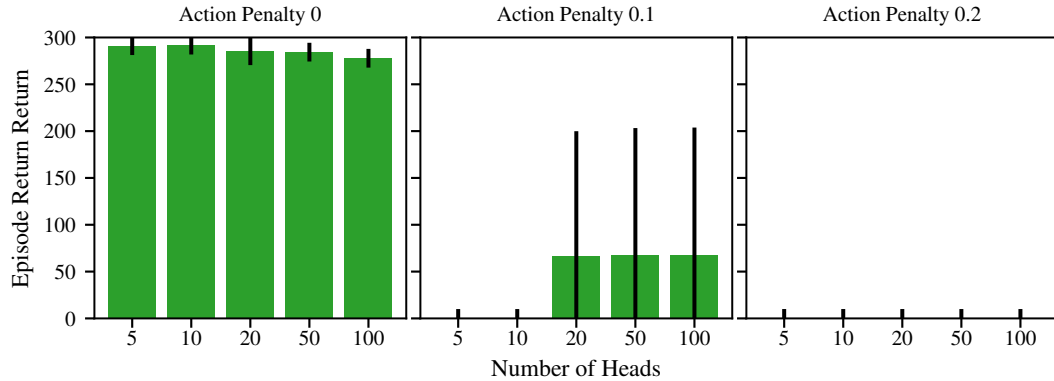


Figure 16: Episodic returns using Thompson Sampling for different number of ensemble members

B.4.4 Is it the bootstrapping procedure during Training?

Yet another possibility is that the bootstrap procedure yields inconsistent models for Thompson sampling. To simulate bootstrapping, for each transition and ensemble member, we sample a mask from a Poisson distribution (Osband et al., 2016). Then, we train using the loss of each transition multiplied by this mask. This yields correct one-step ahead confidence intervals. However, the model is used for multi-step ahead predictions. To test if this is the reason of the failure we repeat the experiment *without* bootstrapping the transitions. The only source of discrepancy between the models comes from the initialization of the model. This is how Chua et al. (2018) train their probabilistic models and the models learn from *consistent* trajectories.

In Fig. 17 we show the results when training without bootstrapping. The learning curves closely follow those with bootstrapping in Fig. 5. We conclude that the bootstrapping procedure is likely not the cause of the failure of Thompson Sampling.

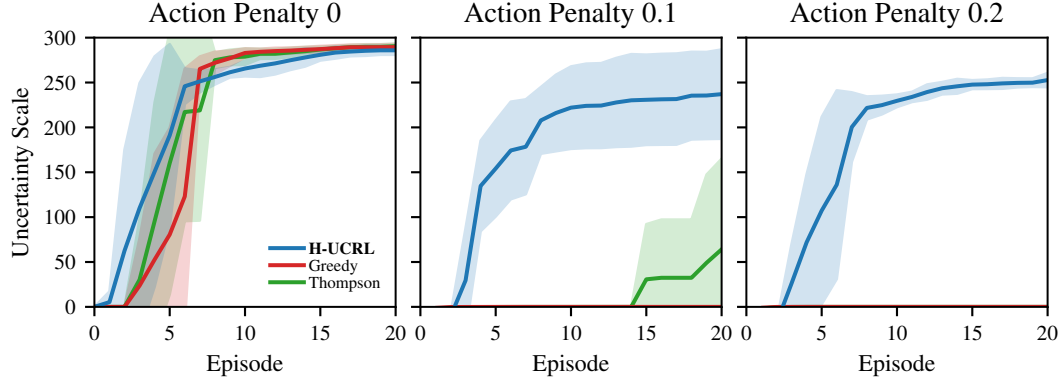


Figure 17: Episodic Returns in inverted pendulum *without* bootstrapping data while learning the model.

B.4.5 Are probabilistic ensembles not a good approximation to the posterior in Thompson sampling?

We next investigate the possibility that Probabilistic Ensembles are not a good approximation for $p(\tilde{f} | \mathcal{D}_{1:t})$. To this end, we consider the Random Fourier Features (RFF) proposed by Rahimi and Recht (2008) for GP Models. To sample a posterior, we sample a set of random features and use the same features throughout the episodes as required by theoretical results for Thompson sampling and suggested by Hewing et al. (2019) to simulate trajectories. RFFs, however, are known to suffer from variance starvation. We also consider Quadrature Fourier Features (QFF) proposed by Mutny and Krause (2018). QFFs have provable no-regret guarantees in the Bandit setting as well as a uniform approximation bound.

In Fig. 18, we show the results for both RFF (1296 features), and QFFs (625 features). Neither QFFs nor RFFs find a swing-up maneuver for action penalties larger than zero, whereas optimistic exploration with both QFFs and RFFs do. For 0 action penalty, optimistic exploration with RFFs underperforms compared to greedy exploitation and Thompson sampling. This might be due to variance starvation of RFFs because we do not see the same effect on QFFs. We conclude that PE are as good as other approximate posterior methods such as random feature models.

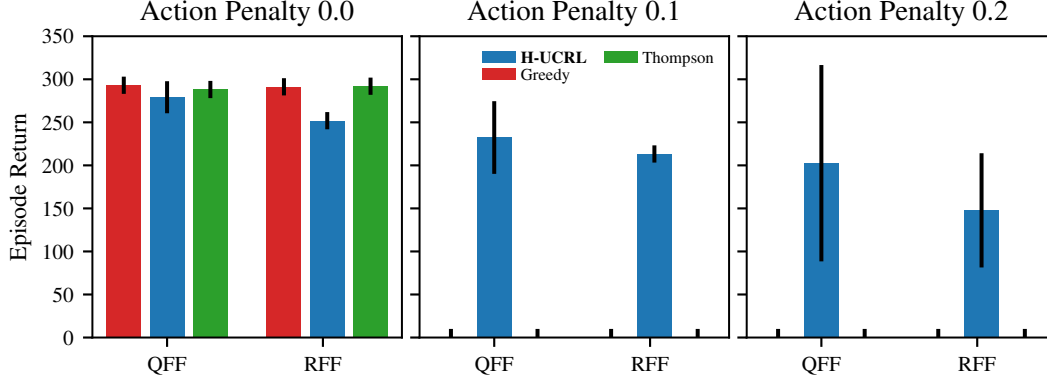


Figure 18: Episodic Returns in inverted pendulum using Random Fourier Features (RFF) and Quadrature Fourier Features (QFF).

B.4.6 Is it the optimization procedure?

The final and perhaps most enlightening experiment is the following. We run optimistic exploration with five ensemble heads and save snapshots of the models after the first, fifth and tenth episode. Then, we optimize a different policy for each of the models separately. In Fig. 19 we compare the simulated returns using optimistic exploration on the ensemble at each episode against the *maximum* return obtained by the best head.

After the first episode, the simulated returns using optimistic exploration always find an optimistic swing-up trajectory, whereas the best-head always returns zero. This indicates that, when the uncertainty is large, optimistic exploration finds a better policy than approximate Thompson sampling. Without action penalty, the best head return quickly catches up to the simulated ones with optimistic exploration. For an action penalty of 0.1, after five episodes the best head is not able to find a swing-up trajectory. However, after ten episodes it does. This shows that the optimization algorithm is able to find the policy that swings-up a single model. However, when Thompson sampling is used to collect data, the optimization does not find such a policy. This indicates that the models learned using H-UCRL better reduce the uncertainty around the high-reward region and each member of the ensemble has *sharper* predictions. For 0.2 action penalty, the best head never finds a swing-up policy in ten episodes.



Figure 19: Simulated Returns using H-UCRL vs. Maximum simulated return over all ensemble members using the same model as H-UCRL.

B.4.7 Conclusions

We believe that the poor performance of Thompson sampling relative to H-UCRL suggests that a probabilistic ensemble with five members is sufficient to construct reasonable confidence intervals (hence H-UCRL finds good policies), but does not comprise a rich enough posterior distribution for

Thompson Sampling. We suspect that this effect is inherent to the multi-step RL setting. Namely, an approximate posterior model whose variance is rich enough for one-step predictions (contextual bandit setting) suffers from variance starvation in the multi-step setting. Thompson sampling implements optimism *stochastically*: for it to work, we must be able to sample a model that solves the task using multi-step predictions. Designing *tractable* approximate posteriors with *sufficient* variance for multi-step prediction is still a challenging problem. For instance, an ensemble model with B members that has sufficient variance for 1-step predictions, requires B^N members for N -step predictions, this quickly becomes intractable.

Compared to Thompson sampling, UCRL algorithms in general, and H-UCRL in particular, only require one-step ahead calibrated predictive uncertainties in order to successfully implement optimism. This is because the optimism is implemented *deterministically* and it can be used recursively in a computationally efficient way. Furthermore, we know how to train (and calibrate) models to capture the uncertainty. This hints that optimism might be better suited than approximate Thompson sampling in model-based reinforcement learning.

Algorithm 2 Off-Line Policy Search

Inputs: Calibrated dynamical model \tilde{f} , reward function $r(\mathbf{s}, \mathbf{a})$, horizon N_{sim} , initial state distribution $d(\mathbf{s}_0)$

- 1: */* Simulate Data */*
- 2: Start from initial state distribution $\hat{\mathbf{s}}_0 \sim d(\mathbf{s}_0)$
- 3: **for** $n = 0, \dots, N - 1$ **do**
- 4: Compute action $\hat{\mathbf{a}}_n = \pi(\hat{\mathbf{s}}_n | \theta_n)$
- 5: Integrate (or sample) reward w.r.t state distribution $r_n = \int r(\hat{\mathbf{s}}_n, \hat{\mathbf{a}}_n) \mathrm{d} p(\hat{\mathbf{s}}_n)$
- 6: Compute (or sample) next state distribution $p(\hat{\mathbf{s}}_{n+1}) = \int p(\tilde{f} | \mathcal{D}_{1:t})(\mathbf{s}_n, \mathbf{a}_n) \mathrm{d} p(\mathbf{s}_n)$.
- 7: */* Optimize Policy */*
- 8: **BPTT:** Compute $\partial J / \partial \theta$ with BPTT and do gradient step.
- 9: **Likelihood-Ratio:** Compute $\partial J / \partial \theta$ with likelihood-ratio and do gradient step.
- 10: **Off-Policy MFRL:** Compute $\partial Q(s, a) / \partial \theta$ and do gradient step.

C Solving the Greedy Exploitation Program

In this section, we propose a novel method to optimize *greedy exploitation* (4). For clarity, we repeat the optimization problem:

$$\pi_t^{\text{Greedy}} = \operatorname{argmax}_{\pi \in \Pi} \mathbb{E}_{\tilde{f} \sim p(\tilde{f} | \mathcal{D}_{1:t})} \left[J(\tilde{f}, \pi) \right]. \quad (4)$$

This optimization program is a stochastic optimal-control problem for the statistical model $p(\tilde{f} | \mathcal{D}_{1:t})$. There are two common ways to solve this problem: off-line policy search and on-line planning.

C.1 Off-Line Policy Search

Off-line policy search usually parameterizes a policy $\pi(\cdot; \theta)$ using a function approximation method (Neural Networks for Instance), and then uses the policy $\pi(\cdot; \theta)$ to interact with the environment. The program (4) is expressed in terms of θ and two classes of algorithms exist to solve this: gradient-based algorithms and model-free algorithms. Gradient-based algorithms explicitly compute the gradients of the $J(\tilde{f}, \pi_\theta)$ w.r.t. θ using Back-Propagation Through Time (BPTT). Model-free algorithms, instead, use the model to simulate data and use a model-free reinforcement-learning algorithm to optimize the policy parameters. In turn, these algorithms are divided into on-policy algorithms, that compute $J(\tilde{f}, \pi_\theta)$ w.r.t. θ using the likelihood-ratio estimator and off-policy that learn a critic $Q(\mathbf{s}, \mathbf{a})$ and optimize the policy by backpropagating through the critic. We write the program (4) in terms of θ as:

$$\theta_t^{\text{Greedy}} = \operatorname{argmax}_{\theta} \mathbb{E}_{\tilde{f} \sim p(\tilde{f} | \mathcal{D}_{1:t})} \left[J(\tilde{f}, \pi(\cdot; \theta)) \right]. \quad (4')$$

The algorithmic procedure to solve (4') is summarized in Algorithm 2. Next, we review existing works that take this strategy.

Back-Propagation Through Time PILCO (Deisenroth and Rasmussen, 2011) takes a BPTT approach to solve for MPC. In particular, they use moment-matching to approximate the intractable state distribution in Line 6 and derive closed-form formulas for the BPTT. In some cases, the moment-matching distribution is too crude and methods approximate the integral in Line 6 through sampling. Gal et al. (2016) proposes to use Bayesian Neural Networks instead of Gaussian Processes and approximates Line 6 with particle methods. Crucially, this allows to sample consistent functions throughout the forward-simulation and consider temporal correlation in model uncertainties. Deisenroth et al. (2013) suggests that ignoring such correlations underestimates state uncertainty in later time-steps. SVG (Heess et al., 2015) computes the gradients using the re-parametrization trick. However, they use real trajectories to evaluate the model and the BPTT term needs an extra likelihood ratio term that increases the variance of the gradient. Although these methods optimize θ with few simulation steps, they suffer from high bias as the gradients rely highly on the model and are prone to get stuck at bad local minima (McHutchon, 2014)

(Likelihood-Ratio) On-Policy Model-Free Reinforcement Learning Instead of back-propagating the gradients through the dynamics, the model can be used to simulate trajectories and estimate the gradients of J w.r.t. θ using a likelihood-ratio estimator. On-policy algorithms, such as TRPO (Schulman et al., 2015) or PPO (Schulman et al., 2017) use the models to rollout the system and estimate the expected returns along a trajectory. For instance, Clavera et al. (2018) and Kurutach et al. (2018) use TRPO together with model ensembles to optimize the policy. These algorithms suffer usually struggle to optimize the problem (4') due to the high variance of the gradients. However, the use of model ensembles partially reduces the variance as well as the model bias. To address both shortcomings of BPTT and LR methods, Parmas et al. (2018) propose a total-propagation algorithm that combines LR and BPTT efficiently to obtain low variance and low bias estimates.

Off-Policy Model-Free Reinforcement Learning Methods that directly optimize (4') using roll-outs suffer from model-bias as model errors compound throughout a trajectory, yielding highly biased estimates that may hinder optimizing the policy (van Hasselt et al., 2019). Practically, this means that finding good policies is difficult. Instead, off-policy algorithms such as DDPG Lillicrap et al. (2015), TD3 (Fujimoto et al., 2018), SAC (Haarnoja et al., 2018), or MPO (Abdolmaleki et al., 2018) can use any empirical state distribution and use the model only to estimate value targets. For example, Janner et al. (2019) use SAC and smaller rollouts as a base learner. Also, Buckman et al. (2018) use DDPG in such setting. A crucial advantage of the off-policy formulation is that it enables the usage of simulated data *and* real data collected from the interaction with the environment. This also allows to simulate shorter rollouts that start from different initial conditions. For instance, if one knows a “goal” state, the simulated rollouts could start from the initial state, from states in the data set, and from states near the “goal” state. More complex guiding algorithms, such as GPS (Levine and Koltun, 2013), can also guide the rollouts. Although this could also be done with on-policy methods, these will be biased as the state-distribution is not the one induced by the policy.

C.2 On-Line Planning

An alternative approach is to consider non-parametric policies and directly optimize the time-indexed output of the policies as $\pi_{n,t} \in [-1, 1]^q, \eta_{n,t} \in [-1, 1]^p$ only for the states encountered during interaction with environment. This addresses model-bias as the trajectories are evaluated through the real trajectories, but it comes at high online computational costs, which limit the applicability of such algorithms to simulations.

Differential Dynamic Programming (DDP) DDP can be interpreted as a second-order shooting method Jacobson (1968) for dynamical systems. For linear dynamical models with quadratic costs, problem (4) is a quadratic program (QP) that enjoys a closed form solution (Morari and H. Lee, 1999). To address non-linear systems and other cost functions, a common strategy is to use a variant of iLQR Li and Todorov (2004); Todorov and Li (2005); Tassa et al. (2012) which linearizes the system and uses a second order approximation to the cost function to solve sequential QPs (SQP) that approximate the original problem. The linearization step is computationally expensive for neural network models and thus shooting methods are preferred.

Random Shooting Methods Shooting methods sample a sequence of actions from a proposal distribution, evaluate the actions using the model, and then refine the proposal distribution, as shown in Algorithm 3. The most-basic variant, Random Shooting (Richards and How, 2006), uses a multi-variate normal distribution for $d(\cdot)$ and only uses one iteration with many particles. Nagabandi et al. (2018) uses this method for high-dimensional control tasks. . The cross-entropy method (Botev et al., 2013) uses less particles but more iterations and updates the distribution by matching a multi-variate normal to the empirical distribution of the best n_{elite} particles. Chua et al. (2018) uses this method to improve the sample-complexity of Nagabandi et al. (2018). Finally, model-predictive path integral control (Williams et al., 2016) introduces some fixed correlations through time in the proposal distribution, and instead of selecting the best n_{elite} particles, it averages all the actions using a weighted average. The weights are proportional to $e^{\lambda \sum_{t=0}^H r_t}$, where λ is a tuning parameter. Lowrey et al. (2019) uses this method while learning value functions. Finally, Wang and Ba (2019) propose the POPLIN algorithm, where, instead of sampling an action, the algorithm uses a parametric policy output to a sequence actions, and updates the weights of these policies with the cross-entropy method. We repeat the shooting procedure of POPLIN in Algorithm 4. The main advantage of this method is that it correlates the random samples through the dynamics.

Algorithm 3 Shooting Method

Inputs: Dynamical model \tilde{f} , reward function $r(\mathbf{s}, \mathbf{a})$, terminal reward function $V(\mathbf{s})$, simulation horizon H , action distribution $d(\cdot)$, initial state \mathbf{s}_0 number of particles n_{particle} , number of iterations n_{iter} .

- 1: **for** $i = 1, \dots, n_{\text{iter}}$ **do**
 - 2: Sample n_{particle} sequences of actions $\mathbf{a}_n^i \sim d_n$ for $n = 0, \dots, H - 1$.
 - 3: Simulate n_{particle} different trajectories as x_n .
 - 4: Evaluate the particles $J^i = \sum_{t=0}^{H-1} r(\mathbf{s}_n, \mathbf{a}_n) + V(\mathbf{s}_n)$
 - 5: Update proposal distribution $d_n(\cdot)$.
 - 6: **Return** best action.
-

Algorithm 4 Policy Shooting Method

Inputs: Dynamical model \tilde{f} , reward function $r(\mathbf{s}, \mathbf{a})$, terminal reward function $V(\mathbf{s})$, simulation horizon H , policy $\pi(\mathbf{s})$, initial perturbation distribution $d_0(\cdot)$, initial state \mathbf{s}_0 number of particles $n_{\text{particles}}$, number of iterations n_{iter} .

- 1: **for** $j = 1, \dots, n_{\text{iter}}$ **do**
 - 2: Set $\hat{\mathbf{s}}_0^i = \mathbf{s}_0$ for $i = 1, \dots, n_{\text{particles}}$.
 - 3: /* Rollout Model and Policy */
 - 4: **for** $n = 0, \dots, H - 1$ **do**
 - 5: Sample $\delta_{n-1}^i \sim d_{j,n-1}$
 - 6: Set action $\hat{\mathbf{a}}_{n-1}^i = \pi(\hat{\mathbf{s}}_{n-1}^i) + \delta_{n-1}^i$
 - 7: Simulate transition $\hat{\mathbf{s}}_n^i \sim \tilde{f}(\hat{\mathbf{s}}_{n-1}^i, \hat{\mathbf{a}}_{n-1}^i)$
 - 8: /* Evaluate and Update */
 - 9: Evaluate the particles $J^i = \sum_{t=0}^{H-1} r(\hat{\mathbf{s}}_n^i, \hat{\mathbf{a}}_n^i) + V(\hat{\mathbf{s}}_H^i)$
 - 10: Update proposal distribution $d_{j,:}(\cdot)$.
 - 11: **Return** \hat{a}_0^* .
-

C.3 Dyna-MPC

MPC methods suffer less from model bias, but typically require substantial computation. Furthermore, they are limited to the planning horizon unless a *learned* terminal reward is used to approximate the reward-to-go (Lowrey et al., 2019). On the other hand, off-policy search approaches yield policies and value function estimates (critics) that are fast to evaluate, but suffer from bias (van Hasselt et al., 2019). We propose to combine these methods to get the best of both worlds: First, we learn policies $\pi(\cdot; \theta)$ using an off-policy search algorithm (we use MPO). Then, during deployment, we simulate multiple trajectories by sampling from π . We then select the first action associated with the best trajectory. Hereby, we use the learned critic (obtained from MPO) to evaluate the terminal state of the sampled trajectory. We name this algorithm Dyna-MPC, as it resembles the Dyna architecture proposed by Sutton (1990).

Closely related to Dyna-MPC is POPLIN (Wang and Ba, 2019). We also use a policy to initialize actions and then refine them with a shooting method. Nevertheless, we use a policy search algorithm to optimize the policy parameters instead of the cross-entropy method. Hong et al. (2019) also uses MPC to refine an off-line learned policy. However, they use a model-free algorithm directly from real data instead of model-based policy search.

Algorithm 5 MBRL with Dyna-MPC

Inputs: Calibrated dynamical model \tilde{f} , reward function $r(\mathbf{s}, \mathbf{a})$, horizon N , initial state \mathbf{s}_0 policy-search algorithm, shooting-algorithm

- 1: **for** $t = 1, 2, \dots$ **do**
 - 2: Fit $\pi_t(\cdot; \theta_t)$ using the policy-search algorithm. ▷ See Algorithm 2
 - 3: Reset the system to $\mathbf{s}_{0,t} = \mathbf{s}_0$.
 - 4: **for** $n = 1, \dots, N$ **do**
 - 5: $\mathbf{a}_n = \text{policy-shooting-algorithm}(\mathbf{s}_{n-1,t}, \pi_t(\cdot; \theta_t))$ ▷ See Algorithm 4
 - 6: $\mathbf{s}_{n,t} = f(\mathbf{s}_{n-1,t}, \mathbf{a}_n) + \boldsymbol{\omega}_{n-1,t}$
 - 7: Update statistical dynamical model with the N observed state transitions in \mathcal{D}_t .
-

D Proofs for Exploration Regret Bound

In this section, we prove the main theorem.

D.1 Notation

In the following, we implicitly denote with $\mathbf{s}_{n,t}$ the states visited under the true dynamics f in (1) and with $\tilde{\mathbf{s}}_n$ the states visited under π_t but the optimistic dynamics $\tilde{f}_t(\mathbf{s}, \mathbf{a}) = \boldsymbol{\mu}_{t-1}(\mathbf{s}, \mathbf{a}) + \boldsymbol{\Sigma}_{t-1}(\mathbf{s}, \mathbf{a})\boldsymbol{\eta}_t(\mathbf{s}, \mathbf{a})$,

$$\mathbf{s}_{n+1,t} = f(\mathbf{s}_{n,t}, \mathbf{a}_{n,t}) + \boldsymbol{\omega}_{n,t} \quad (17a)$$

$$\mathbf{a}_{n,t} = \pi_t(\mathbf{s}_{n,t}) \quad (17b)$$

and

$$\tilde{\mathbf{s}}_{n+1,t} = \tilde{f}_t(\mathbf{s}_{n,t}, \tilde{\mathbf{a}}_{n,t}) + \boldsymbol{\omega}_{n,t} \quad (17c)$$

$$= \boldsymbol{\mu}_{t-1}(\mathbf{s}_{n,t}, \tilde{\mathbf{a}}_{n,t}) + \boldsymbol{\Sigma}_{t-1}(\mathbf{s}_{n,t}, \tilde{\mathbf{a}}_{n,t})\boldsymbol{\eta}_t(\mathbf{s}_{n,t}, \tilde{\mathbf{a}}_{n,t}) + \boldsymbol{\omega}_{n,t} \quad (17d)$$

$$\tilde{\mathbf{a}}_{n,t} = \pi_t(\tilde{\mathbf{s}}_{n,t}). \quad (17e)$$

Since the control actions $\mathbf{a}_{n,t} = \pi_t(\mathbf{s}_{n,t})$ and $\tilde{\mathbf{a}}_{n,t} = \pi_t(\tilde{\mathbf{s}}_{n,t})$ are fixed given π_t , we generally drop the dependence on u and write $f(\mathbf{s}) = f(\mathbf{s}, \pi_t(\mathbf{s}))$, $\boldsymbol{\mu}(\mathbf{s}, \pi_t(\mathbf{s}))$, etc. We also drop the subscript t from $\mathbf{s}_{n,t}$ whenever it is clear that we refer to the t th episode. Lastly, when no norm is specified, $\|\cdot\| = \|\cdot\|_2$ refers to the two-norm.

We start by clarifying that as a consequence of Assumptions 1 and 3 the closed-loop dynamics are Lipschitz continuous too.

Corollary 1. *As in Assumption 6, let the open-loop dynamics f in (1) be L_f -Lipschitz continuous and the policy $\pi \in \Pi$ be L_π -Lipschitz continuous w.r.t. to the 2-norm. Then the closed-loop system is L_{fc} -Lipschitz continuous with $L_{fc} = L_f\sqrt{1 + L_\pi}$.*

Proof.

$$\|f(\mathbf{s}, \pi(\mathbf{s})) - f(\mathbf{s}', \pi(\mathbf{s}'))\|_2 \leq L_f\|(\mathbf{s} - \mathbf{s}', \pi(\mathbf{s}) - \pi(\mathbf{s}'))\|_2 \quad (18)$$

$$= L_f\sqrt{\|\mathbf{s} - \mathbf{s}'\|_2^2 + \|\pi(\mathbf{s}) - \pi(\mathbf{s}')\|_2^2} \quad (19)$$

$$\leq L_f\sqrt{\|\mathbf{s} - \mathbf{s}'\|_2^2 + L_\pi\|\mathbf{s} - \mathbf{s}'\|_2^2} \quad (20)$$

$$= \underbrace{L_f\sqrt{1 + L_\pi}}_{:=L_{fc}}\|\mathbf{s} - \mathbf{s}'\|_2 \quad (21)$$

□

D.2 Bounding the Regret

We start by bounding the cumulative regret in terms of the predictive variance of the states/actions on the true trajectory (the one that we will later collect data one).

Lemma 1. *Under Assumption 2, for any sequence $\mathbf{s}_{n,t}$ generated by the true system (1), there exists a function $\boldsymbol{\eta}: \mathbb{R}^p \rightarrow [-1, 1]^p$ such that $\mathbf{s}_{n,t} = \tilde{\mathbf{s}}_{n,t}$ if $\boldsymbol{\omega} = \tilde{\boldsymbol{\omega}}$.*

Proof. By Assumption 2 we have $|f(\mathbf{s}) - \boldsymbol{\mu}(\mathbf{s})| \leq \beta\boldsymbol{\sigma}(\mathbf{s})$ elementwise. Thus for each \mathbf{s} , \mathbf{a} there exists a vector $\boldsymbol{\eta}$ with values in $[-1, 1]^p$ such that $f(\mathbf{s}, \mathbf{a}) = \boldsymbol{\mu}(\mathbf{s}, \mathbf{a}) + \boldsymbol{\Sigma}(\mathbf{s}, \mathbf{a})\boldsymbol{\eta}$. Let the function $\boldsymbol{\eta}(\cdot)$ return this vector for each state and action, then the result follows. □

Lemma 2. *Under Assumption 2, with probability at least $(1 - \delta)$ we have for all $t \geq 0$ that the regret r_t is bounded by*

$$r_t = J(f, \pi^*) - J(f, \pi_t) \leq J(\tilde{f}_t, \pi_t) - J(f, \pi_t) \quad (22)$$

Proof. By Assumption 2, we know from Lemma 1 that the true dynamics are contained within the feasible region of (7); that is, there exists an $\eta(\cdot): \mathbb{R}^p \times \mathbb{R}^q \rightarrow [-1, 1]^p$ such that with $\tilde{f}(\mathbf{s}) = \boldsymbol{\mu}(\mathbf{s}) + \boldsymbol{\Sigma}(\mathbf{s})\eta(\mathbf{s})$ we have $J(f, \pi^*) = \tilde{J}(\tilde{f}, \pi^*)$. As a consequence, we have $J(f, \pi^*) \leq J(\tilde{f}_t, \pi_t)$ and the result follows. \square

Thus, to bound the instantaneous regret r_t , we must bound the difference between the optimistic value estimate $J(\tilde{f}_t, \pi_t)$ and the true value $J(f, \pi_t)$. We can use the Lipschitz continuity properties to obtain

Lemma 3. *Based on Assumptions 3 and 3 we have*

$$|J(\tilde{f}_t, \pi_t) - J(f, \pi_t)| \leq L_r \sqrt{1 + L_\pi} \sum_{n=0}^N \mathbb{E}_{\omega=\tilde{\omega}} [\|\mathbf{s}_{n,t} - \tilde{\mathbf{s}}_{n,t}\|_2] \quad (23)$$

Proof.

$$|J(\tilde{f}_t, \pi_t) - J(f, \pi_t)| = \left| \mathbb{E}_{\tilde{\omega}} \left[\sum_{n=0}^N r(\tilde{\mathbf{s}}_n, \pi_t(\tilde{\mathbf{s}}_n)) \right] - \mathbb{E}_{\omega} \left[\sum_{n=0}^N r(\mathbf{s}_n, \pi_t(\mathbf{s}_n)) \right] \right| \quad (24)$$

$$= \left| \mathbb{E}_{\omega=\tilde{\omega}} \left[\sum_{n=0}^N r(\tilde{\mathbf{s}}_n, \pi_t(\tilde{\mathbf{s}}_n)) - r(\mathbf{s}_n, \pi_t(\mathbf{s}_n)) \right] \right| \quad (25)$$

$$\leq L_r \sqrt{1 + L_\pi} \sum_{n=0}^N \mathbb{E}_{\omega=\tilde{\omega}} [\|\tilde{\mathbf{s}}_n - \mathbf{s}_n\|_2], \quad (26)$$

where $\mathbb{E}_{\omega=\tilde{\omega}}[\cdot]$ means in expectation over ω and with $\tilde{\omega} = \omega$; that is, $\tilde{\omega}$ and ω are the same random variable. \square

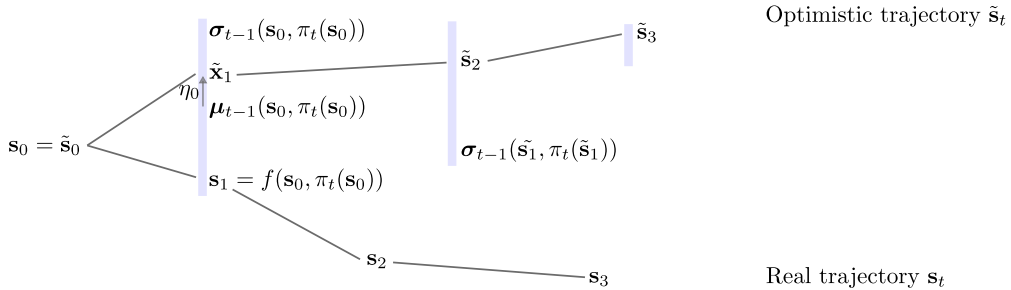


Figure 20: Illustrative comparison of the true state trajectory \mathbf{s}_n under the policy π_θ and the optimistic trajectory $\tilde{\mathbf{s}}_n$ from (7). After one step, \mathbf{s}_1 is contained within the confidence intervals (grey bars). The optimistic dynamics are chosen within this confidence interval to maximize performance. Since the optimistic dynamics are constructed iteratively based on the previous state $\tilde{\mathbf{s}}_n$, beyond one step the true dynamics are not contained in the confidence intervals.

What remains is to bound the deviation of the optimistic and the true trajectory. We show a different perspective of Fig. 2 in Fig. 20, where we explicitly show the “real” state trajectory under a policy and for a given noise realisation the optimistic trajectory with its one-step uncertainty estimates as in (7). We exploit the Lipschitz continuity of σ from Assumption 3 in order to bound the deviation in terms of σ_{t-1} at states of the “real” trajectory.

Lemma 4. *Under Assumptions 1–3, let $\bar{L}_f = 1 + L_{f_c} + 2\beta_{t-1}L_\sigma\sqrt{1 + L_\pi}$. Then, for all iterations $t > 0$, any function $\eta: \mathbb{R}^p \times \mathbb{R}^q \rightarrow [-1, 1]^p$ and any sequence of ω_n with $\tilde{\omega}_n = \omega_n$, $\pi \in \Pi$ with $1 \leq n \leq N$ we have that*

$$\|\mathbf{s}_{n,t} - \tilde{\mathbf{s}}_{n,t}\| \leq 2\beta_{t-1}\bar{L}_f^{N-1} \sum_{i=0}^{n-1} \|\sigma_{t-1}(\mathbf{s}_{i,t})\| \quad (27)$$

Proof. We start by showing that, for any $n \geq 1$ we have

$$\|\mathbf{s}_{n,t} - \tilde{\mathbf{s}}_{n,t}\| \leq 2\beta_{t-1} \sum_{i=0}^{n-1} (L_{\text{fc}} + 2\beta_{t-1}L_{\sigma}\sqrt{1+L_{\pi}})^{n-1-i} \|\boldsymbol{\sigma}_{t-1}(\mathbf{s}_{i,t})\| \quad (28)$$

by induction. For the base case we have $\tilde{\mathbf{s}}_0 = \mathbf{s}_0$. Consequently, at iteration t we have

$$\|\mathbf{s}_{1,t} - \tilde{\mathbf{s}}_{1,t}\| = \|f(\mathbf{s}_0) + \boldsymbol{\omega}_0 - \boldsymbol{\mu}_{t-1}(\mathbf{s}_0) - \beta_{t-1}\boldsymbol{\Sigma}_{t-1}(\mathbf{s}_0)\eta(\mathbf{s}_0) - \tilde{\boldsymbol{\omega}}_0\| \quad (29)$$

$$\leq \|f(\mathbf{s}_0) - \boldsymbol{\mu}_{t-1}(\mathbf{s}_0)\| + \beta_{t-1}\|\boldsymbol{\Sigma}_{t-1}(\mathbf{s}_0)\eta(\mathbf{s}_0)\| \quad (30)$$

$$\leq \beta_{t-1}\|\boldsymbol{\sigma}_{t-1}(\mathbf{s}_0)\| + \beta_{t-1}\|\boldsymbol{\sigma}_{t-1}(\mathbf{s}_0)\| \quad (31)$$

$$= 2\beta_{t-1}\|\boldsymbol{\sigma}_{t-1}(\mathbf{s}_0)\| \quad (32)$$

For the induction step assume that (28) holds at time step n . Subsequently we have at iteration t that

$$\begin{aligned} & \|\mathbf{s}_{n+1,t} - \tilde{\mathbf{s}}_{n+1,t}\| \\ &= \|f(\mathbf{s}_n) + \boldsymbol{\omega}_n - \boldsymbol{\mu}_{t-1}(\tilde{\mathbf{s}}_n) - \beta_{t-1}\boldsymbol{\Sigma}_{t-1}(\tilde{\mathbf{s}}_n)\eta(\tilde{\mathbf{s}}_n) - \tilde{\boldsymbol{\omega}}_n\| \\ &= \|f(\mathbf{s}_n) - \boldsymbol{\mu}_{t-1}(\tilde{\mathbf{s}}_n) - \beta_{t-1}\boldsymbol{\Sigma}_{t-1}(\tilde{\mathbf{s}}_n)\eta(\tilde{\mathbf{s}}_n) + f(\tilde{\mathbf{s}}_n) - f(\tilde{\mathbf{s}}_n)\| \\ &= \|f(\tilde{\mathbf{s}}_n) - \boldsymbol{\mu}_{t-1}(\tilde{\mathbf{s}}_n) - \beta_{t-1}\boldsymbol{\Sigma}_{t-1}(\tilde{\mathbf{s}}_n)\eta(\tilde{\mathbf{s}}_n) + f(\mathbf{s}_n) - f(\tilde{\mathbf{s}}_n)\| \\ &= \|f(\tilde{\mathbf{s}}_n) - \boldsymbol{\mu}_{t-1}(\tilde{\mathbf{s}}_n)\| + \|\beta_{t-1}\boldsymbol{\Sigma}_{t-1}(\tilde{\mathbf{s}}_n)\eta(\tilde{\mathbf{s}}_n)\| + \|f(\mathbf{s}_n) - f(\tilde{\mathbf{s}}_n)\| \\ &\leq \beta_{t-1}\|\boldsymbol{\sigma}_{t-1}(\tilde{\mathbf{s}}_n)\| + \beta_{t-1}\|\boldsymbol{\sigma}_{t-1}(\tilde{\mathbf{s}}_n)\| + L_{\text{fc}}\|\mathbf{s}_n - \tilde{\mathbf{s}}_n\| \\ &= 2\beta_{t-1}\|\boldsymbol{\sigma}_{t-1}(\tilde{\mathbf{s}}_n)\| + L_{\text{fc}}\|\mathbf{s}_n - \tilde{\mathbf{s}}_n\| \\ &= 2\beta_{t-1}\|\boldsymbol{\sigma}_{t-1}(\mathbf{s}_n) + \boldsymbol{\sigma}_{t-1}(\tilde{\mathbf{s}}_n) - \boldsymbol{\sigma}_{t-1}(\mathbf{s}_n)\| + L_{\text{fc}}\|\mathbf{s}_n - \tilde{\mathbf{s}}_n\| \\ &\leq 2\beta_{t-1}(\|\boldsymbol{\sigma}_{t-1}(\mathbf{s}_n)\| + L_{\sigma}\sqrt{1+L_{\pi}}\|\mathbf{s}_n - \tilde{\mathbf{s}}_n\|) + L_{\text{fc}}\|\mathbf{s}_n - \tilde{\mathbf{s}}_n\| \\ &= 2\beta_{t-1}\|\boldsymbol{\sigma}_{t-1}(\mathbf{s}_n)\| + (L_{\text{fc}} + 2\beta_{t-1}L_{\sigma}\sqrt{1+L_{\pi}})\|\mathbf{s}_n - \tilde{\mathbf{s}}_n\| \\ &\leq 2\beta_{t-1}\|\boldsymbol{\sigma}_{t-1}(\tilde{\mathbf{s}}_n)\| + (L_{\text{fc}} + 2\beta_{t-1}L_{\sigma}\sqrt{1+L_{\pi}})2\beta_{t-1} \sum_{i=0}^{n-1} (L_{\text{fc}} + 2\beta_{t-1}L_{\sigma}\sqrt{1+L_{\pi}})^{n-1-i} \|\boldsymbol{\sigma}_{t-1}(\mathbf{s}_i)\| \\ &= 2\beta_{t-1} \sum_{i=0}^{(n+1)-1} (L_{\text{fc}} + 2\beta_{t-1}L_{\sigma}\sqrt{1+L_{\pi}})^{(n+1)-1-i} \|\boldsymbol{\sigma}_{t-1}(\mathbf{s}_i)\| \end{aligned}$$

Thus (28) holds. Now since $n \leq N$ we have

$$\|\mathbf{s}_{n,t} - \tilde{\mathbf{s}}_{n,t}\| \leq 2\beta_{t-1} \sum_{i=0}^{n-1} (L_{\text{fc}} + 2\beta_{t-1}L_{\sigma}\sqrt{1+L_{\pi}})^{n-1-i} \|\boldsymbol{\sigma}_{t-1}(\mathbf{s}_{i,t})\| \quad (33)$$

$$\leq 2\beta_{t-1} \sum_{i=0}^{n-1} (1 + L_{\text{fc}} + 2\beta_{t-1}L_{\sigma}\sqrt{1+L_{\pi}})^{n-1-i} \|\boldsymbol{\sigma}_{t-1}(\mathbf{s}_{i,t})\| \quad (34)$$

$$\leq 2\beta_{t-1} \underbrace{(1 + L_{\text{fc}} + 2\beta_{t-1}L_{\sigma}\sqrt{1+L_{\pi}})}_{:=\bar{L}_f}^{N-1} \sum_{i=0}^{n-1} \|\boldsymbol{\sigma}_{t-1}(\mathbf{s}_{i,t})\| \quad (35)$$

$$(36)$$

□

Corollary 2. Under the assumptions of Lemma 4, for any sequence of $\eta_n \in [-1, 1]$, $\boldsymbol{\theta} \in \mathcal{D}$, and $n \geq 1$, $t \geq 1$ we have that

$$\mathbb{E}_{\boldsymbol{\omega}=\tilde{\boldsymbol{\omega}}}[\|\mathbf{s}_{n,t} - \tilde{\mathbf{s}}_{n,t}\|] \leq 2\beta_{t-1}\bar{L}_f^{N-1} \mathbb{E}_{\boldsymbol{\omega}} \left[\sum_{i=0}^{n-1} \|\boldsymbol{\sigma}_{t-1}(\mathbf{s}_{i,t})\| \right] \quad (37)$$

Proof. This is a direct consequence of Lemma 4. □

As a direct consequence of these lemmas, we can bound the regret in terms of the predictive uncertainty of our statistical model in expectation over the states visited under the true dynamics.

Lemma 5. Under Assumptions 2–3, let $L_J = 2L_r\sqrt{1+L_\pi}\beta_{t-1}\bar{L}_f^{N-1}$. Then, with probability at least $(1-\delta)$ it holds for all $t \geq 0$ that

$$r_t^2 \leq L_J^2 N^3 \mathbb{E}_\omega \left[\sum_{n=0}^{N-1} \|\sigma_{t-1}(\mathbf{s}_{n,t})\|_2^2 \right] \quad (38)$$

Proof.

$$r_t \leq J(\tilde{f}_t, \pi_t) - J(f, \pi_t) \quad (39)$$

$$\leq L_r \sqrt{1+L_\pi} \sum_{n=0}^N \mathbb{E}_{\omega=\tilde{\omega}} [\|\mathbf{s}_{n,t} - \tilde{\mathbf{s}}_{n,t}\|_2] \quad (40)$$

$$\leq 2L_r \sqrt{1+L_\pi} \beta_{t-1} \bar{L}_f^{N-1} \sum_{n=0}^N \mathbb{E}_\omega \left[\sum_{i=0}^{n-1} \|\sigma_{t-1}(\mathbf{s}_{i,t})\|_2 \right] \quad (41)$$

$$\leq 2L_r \sqrt{1+L_\pi} \beta_{t-1} \bar{L}_f^{N-1} N \mathbb{E}_\omega \left[\sum_{n=0}^{N-1} \|\sigma_{t-1}(\mathbf{s}_{n,t})\|_2 \right] \quad (42)$$

where the third inequality follows from Corollary 2. Now, let $L_J = 2L_r\sqrt{1+L_\pi}\beta_{t-1}\bar{L}_f^{N-1}$, so that

$$r_t \leq L_J N \mathbb{E}_\omega \left[\sum_{n=0}^{N-1} \|\sigma_{t-1}(\mathbf{s}_{n,t})\|_2 \right] \quad (43)$$

$$r_t^2 \leq L_J^2 N^2 \left(\mathbb{E}_\omega \left[\sum_{n=0}^{N-1} \|\sigma_{t-1}(\mathbf{s}_{n,t})\|_2 \right] \right)^2 \quad (44)$$

$$\leq L_J^2 N^2 \mathbb{E}_\omega \left[\left(\sum_{n=0}^{N-1} \|\sigma_{t-1}(\mathbf{s}_{n,t})\|_2 \right)^2 \right] \quad (45)$$

$$\leq L_J^2 N^3 \mathbb{E}_\omega \left[\sum_{n=0}^{N-1} \|\sigma_{t-1}(\mathbf{s}_{n,t})\|_2^2 \right] \quad (46)$$

□

Lemma 6. Under the assumption of Assumptions 1–3, with probability at least $(1-\delta)$ it holds for all $t \geq 0$ that

$$R_T^2 \leq T L_J^2 N^3 \sum_{t=1}^T \mathbb{E}_\omega \left[\sum_{n=0}^{N-1} \|\sigma_{t-1}(\mathbf{s}_{n,t}, \mathbf{a}_{n,t})\|_2^2 \right] \quad (47)$$

Proof.

$$R_T^2 = \left(\sum_{t=1}^T r_t \right)^2 \quad (48)$$

$$\leq T \sum_{t=1}^T r_t^2 \quad \text{Jensen's} \quad (49)$$

$$\leq T L_J^2 N^3 \sum_{t=1}^T \mathbb{E}_\omega \left[\sum_{n=0}^{N-1} \|\sigma_{t-1}(\mathbf{s}_{n,t}, \mathbf{a}_{n,t})\|_2^2 \right] \quad \text{Lemma 5} \quad (50)$$

□

That is, at every iteration t the regret bound increases by the sum of predictive uncertainties in expectation over the true states that we may visit. This is an instance-dependent bound, since it depends on specific data collected up to iteration t within σ_{t-1} . We will replace this with a worst-case bound in the following.

Lemma 7. Under the assumption of Assumptions 1–3, let $\mathbf{s}_{n,t} \in \mathcal{S}_t$, $\mathcal{S}_{t-1} \subseteq \mathcal{S}_t$, and $\mathbf{a}_{n,t} \in \mathcal{A}$ for all $n, t > 0$ with compact sets \mathcal{S}_t and \mathcal{A} . Then, with probability at least $(1 - \delta)$ it holds for all $t \geq 0$ that

$$R_T^2 \leq TL_J^2 N^3 I_T(\mathcal{S}_t, \mathcal{A}) \quad (51)$$

where

$$I_T(\mathcal{S}, \mathcal{A}) = \max_{\mathcal{D}_1, \dots, \mathcal{D}_T \subset \mathcal{S} \times \mathcal{S} \times \mathcal{A}, |\mathcal{D}_i| = N} \sum_{t=1}^T \sum_{\mathbf{s}, \mathbf{a} \in \mathcal{D}_t} \|\sigma_{t-1}(\mathbf{s}, \mathbf{a})\|_2^2 \quad (52)$$

Proof. As a consequence of $\mathbf{s}_{n,t} \in \mathcal{S}_t$ we have

$$\sum_{t=1}^T \mathbb{E}_{\omega} \left[\sum_{n=0}^{N-1} \|\sigma_{t-1}(\mathbf{s}_{n,t}, \mathbf{a}_{n,t})\|_2^2 \right] \leq I_T(\mathcal{S}_t, \mathcal{A}) \quad (53)$$

and thus

$$R_T^2 \leq TL_J^2 N^3 I_T(\mathcal{S}_t, \mathcal{A}). \quad (54)$$

□

Theorem 2. Under Assumptions 1–3 let $\mathbf{s}_{n,t} \in \mathcal{S}_t$, $\mathcal{S}_{t-1} \subseteq \mathcal{S}_t$, and $\mathbf{a}_{n,t} \in \mathcal{A}$ for all $n, t > 0$. Then, for all $T \geq 1$, with probability at least $(1 - \delta)$, the regret of H-UCRL in (7) is at most $R_T \leq \mathcal{O}\left(\beta_{T-1}^N L_\sigma^N \sqrt{TN^3 I_T(\mathcal{S}_T, \mathcal{A})}\right)$.

Proof. From Lemma 7 we have

$$R_T^2 \leq TL_J^2 N^3 I_T(\mathcal{S}_t, \mathcal{A}) \quad (55)$$

$$R_T \leq L_J \sqrt{N^3 I_T(\mathcal{S}_t, \mathcal{A})} \quad (56)$$

where $L_J = 2L_r \sqrt{1 + L_\pi} \beta_{t-1} \bar{L}_f^{N-1}$ from Lemma 5 and $\bar{L}_f = 1 + L_f + 2\beta_{t-1} L_\sigma \sqrt{1 + L_\pi}$ from Lemma 4. Plugging in we get $L_J = 2L_r \sqrt{1 + L_\pi} \beta_{t-1} (1 + L_f + 2\beta_{t-1} L_\sigma \sqrt{1 + L_\pi})^{N-1} = \mathcal{O}(\beta_{t-1}^N L_\sigma^N)$ so that

$$R_T \leq \mathcal{O}\left(\beta_{t-1}^N L_\sigma^N \sqrt{N^3 I_T(\mathcal{S}_t, \mathcal{A})}\right) \quad (57)$$

□

Theorem 1. Under Assumptions 1–3 let $\mathbf{s}_{n,t} \in \mathcal{S}$ and $\mathbf{a}_{n,t} \in \mathcal{A}$ for all $n, t > 0$. Then, for all $T \geq 1$, with probability at least $(1 - \delta)$, the regret of H-UCRL in (7) is at most $R_T \leq \mathcal{O}\left(L_\sigma^N \beta_{T-1}^N \sqrt{TN^3 I_T(\mathcal{S}, \mathcal{A})}\right)$.

Proof. A direct consequence of Theorem 2. □

E Properties of the Functions $\eta(\cdot)$

So far, we have considered general functions $\eta: \mathbb{R}^p \times \mathbb{R}^q \rightarrow [-1, 1]^p$, which can potentially be discontinuous. However, as long as Lemma 1 holds and the true dynamics are feasible in (7), we can use any more restrictive function class. In this section, we investigate properties of η .

It is clear, that it is sufficient to consider functions η such that $\Sigma_t(\mathbf{s})\eta(\mathbf{s})$ is Lipschitz continuous, since it aims to approximate a Lipschitz continuous function f :

Lemma 8. With Assumptions 1–3 let $\eta(\cdot)$ be a function such that $f(\mathbf{s}) - \mu_t(\mathbf{s}) = \beta_t \Sigma_t(\mathbf{s})\eta(\mathbf{s})$ as in Lemma 1. Then $\Sigma_t(\mathbf{s})\eta(\mathbf{s})$ is Lipschitz continuous.

Proof.

$$\|\Sigma_t(\mathbf{s})\eta(\mathbf{s}) - \Sigma_t(\mathbf{s}')\eta(\mathbf{s}')\| \leq \|f(\mathbf{s}) - \mu_t(\mathbf{s}) - (f(\mathbf{s}') - \mu_t(\mathbf{s}'))\| \quad (58)$$

$$\leq (L_f + L_\mu) \|\mathbf{s} - \mathbf{s}'\| \quad (59)$$

□

Unfortunately, the same is not true for η on its own in general. However, if the predictive standard deviation σ does not decay to zero, this holds.

Lemma 9. *Under the assumptions of Lemma 8 let $0 < \sigma_{\min} \leq \sigma(\mathbf{s}, \mathbf{a}) \leq \sigma_{\max}$ elementwise for all $\mathbf{s}, \mathbf{a} \in \mathcal{S} \times \mathcal{A}$. Then, with probability at least $(1 - \delta)$, there exists a Lipschitz-continuous function $\eta(\cdot)$ with $\|\eta(\cdot)\|_\infty = 1$ such that $f(\mathbf{s}) - \mu_t(\mathbf{s}) = \beta_t \Sigma_t(\mathbf{s}) \eta(\mathbf{s})$ for all $\mathbf{s} \in \mathbb{R}^p$.*

Proof. By contradiction. Let $\eta(\cdot)$ be a function that is not Lipschitz continuous such that $f(\mathbf{s}) - \mu(\mathbf{s}) = \beta \Sigma(\mathbf{s}) \eta(\mathbf{s})$. By assumption we know that $\sigma_t(\mathbf{s})$ is strictly larger than zero and bounded element-wise from above by some constant. As a consequence, $\Sigma^{-1}(\mathbf{s})$ exists and is $L_\sigma / \sigma_{\min}^2$ -Lipschitz continuous w.r.t. the Frobenius norm. Thus, we have

$$\begin{aligned}
& \|\eta(\mathbf{s}) - \eta(\mathbf{s}')\|_2 \\
&= \left\| \frac{1}{\beta} \Sigma^{-1}(\mathbf{s}) (f(\mathbf{s}) - \mu(\mathbf{s})) - \frac{1}{\beta} \Sigma^{-1}(\mathbf{s}') (f(\mathbf{s}') - \mu(\mathbf{s}')) \right\|_2 \\
&\leq \left| \frac{1}{\beta} \right| \|\Sigma^{-1}(\mathbf{s}) ((f(\mathbf{s}) - \mu(\mathbf{s})) - (f(\mathbf{s}') - \mu(\mathbf{s}')))\|_2 + \left| \frac{1}{\beta} \right| \|(\Sigma^{-1}(\mathbf{s}) - \Sigma^{-1}(\mathbf{s}')) (f(\mathbf{s}') - \mu(\mathbf{s}'))\|_2 \\
&\leq \left| \frac{1}{\beta} \right| \|\Sigma^{-1}(\mathbf{s})\|_F \|(f(\mathbf{s}) - \mu(\mathbf{s})) - (f(\mathbf{s}') - \mu(\mathbf{s}'))\|_2 + \left| \frac{1}{\beta} \right| \|f(\mathbf{s}') - \mu(\mathbf{s}')\|_2 \|\Sigma^{-1}(\mathbf{s}) - \Sigma^{-1}(\mathbf{s}')\|_F \\
&\leq \left| \frac{1}{\beta} \right| \|\Sigma^{-1}(\mathbf{s})\|_F (L_{fc} + L_\mu \sqrt{1 + L_\pi}) \|\mathbf{s} - \mathbf{s}'\|_2 + \left| \frac{1}{\beta} \right| \|\beta \sigma(\mathbf{s}')\|_2 \|\Sigma^{-1}(\mathbf{s}) - \Sigma^{-1}(\mathbf{s}')\|_F \\
&\leq \frac{\sqrt{p}}{\beta \sigma_{\min}} (L_{fc} + L_\mu \sqrt{1 + L_\pi}) \|\mathbf{s} - \mathbf{s}'\|_2 + \frac{\sqrt{p} \sigma_{\max}}{\sigma_{\min}^2} L_\sigma \sqrt{1 + L_\pi} \|\mathbf{s} - \mathbf{s}'\|_2
\end{aligned}$$

Since $\beta_t > 0$ we have that $\eta(\mathbf{s})$ is Lipschitz continuous, which is a contradiction. \square

Thus, it is generally sufficient to optimize over Lipschitz continuous functions in order to obtain the same regret bounds as in the optimistic case. However, it is important to note that the complexity of the function (i.e., its Lipschitz constant) will generally increase as the predictive variance decreases. It is easy to construct cases where $\sigma(\cdot) = 0$ implies that η has to be discontinuous. However, at least in theory $\sigma(\cdot) = 0$ is impossible with finite data when the system is noisy ($\sigma > 0$). Also note that as σ decreases, the effect of η on the dynamics also decreases.

This might also motivate optimizing over a function that model $\Sigma_{t-1}(\mathbf{s}, \mathbf{a}) \eta(\mathbf{s}, \mathbf{a})$ jointly, since that one is regular even for $\sigma(\cdot) = 0$. However, this would require regularizing the resulting function to be bounded by $\beta_t \sigma_t(\mathbf{s}, \mathbf{a})$ and might lead to difficulties with policy optimization, since the resulting hallucinated actions are no longer normalized to $[-1, 1]^p$. We leave it as an avenue for future research.

F Background on Gaussian Processes

Gaussian processes are a nonparametric Bayesian model that has a tractable, closed-form posterior distribution (Rasmussen and Williams, 2006). The goal of Gaussian process inference is to infer a posterior distribution over a nonlinear map $f'(\mathbf{x}) : \mathcal{X} \rightarrow \mathbb{R}$ from an input vector $\mathbf{x} \in \mathcal{X}$ with $\mathcal{X} \subseteq \mathbb{R}^d$ to the function value $f'(\mathbf{x})$. This is accomplished by assuming that the function values $f'(\mathbf{x})$, associated with different values of \mathbf{x} , are random variables and that any finite number of these random variables have a *joint* normal distribution (Rasmussen and Williams, 2006).

A Gaussian process distribution is parameterized by a prior mean function and a covariance function or kernel $k(\mathbf{x}, \mathbf{x}')$, which defines the covariance of any two function values $f(\mathbf{x})$ and $f(\mathbf{x}')$ for $\mathbf{x}, \mathbf{x}' \in \mathcal{X}$. In this work, the mean is assumed to be zero without loss of generality. The choice of kernel function is problem-dependent and encodes assumptions about the unknown function. A review of potential kernels can be found in (Rasmussen and Williams, 2006).

We can condition a Gaussian process on the observations \mathbf{y}_t at input locations \mathcal{X}_t . The Gaussian process model assumes that observations are noisy measurements of the true function value with Gaussian noise, $\omega \sim \mathcal{N}(0, \sigma^2)$. The posterior distribution is again a Gaussian process with mean μ_t ,

covariance k_t , and variance σ_t , where

$$\mu_t(\mathbf{x}) = \mathbf{k}_t(\mathbf{x})(\mathbf{K}_t + \mathbf{I}\sigma^2)^{-1}\mathbf{y}_t, \quad (60)$$

$$k_t(\mathbf{x}, \mathbf{x}') = k(\mathbf{x}, \mathbf{x}') - \mathbf{k}_t(\mathbf{x})(\mathbf{K}_t + \mathbf{I}\sigma^2)^{-1}\mathbf{k}_t^T(\mathbf{x}'), \quad (61)$$

$$\sigma_t^2(\mathbf{x}) = k_t(\mathbf{x}, \mathbf{x}). \quad (62)$$

The covariance matrix $\mathbf{K}_t \in \mathbb{R}^{|\mathcal{X}_t| \times |\mathcal{X}_t|}$ has entries $[\mathbf{K}_t]_{(i,j)} = k(\mathbf{x}_i, \mathbf{x}_j)$ with $\mathbf{x}_i, \mathbf{x}_j \in \mathcal{X}_t$ and the vector $\mathbf{k}_t(\mathbf{x}) = [k(\mathbf{x}, \mathbf{x}_1), \dots, k(\mathbf{x}, \mathbf{x}_{|\mathcal{X}_t|})]$ contains the covariances between the input \mathbf{x} and the observed data points in \mathcal{X}_t . The identity matrix is denoted by \mathbf{I} .

Given the Gaussian process assumptions, we obtain point-wise confidence estimates from the marginal Normal distribution specified by μ_t and σ_t . For finite sets, the Gaussian process belief induces a *joint* normal distribution over function values that is correlated through (61). We can use this to fulfill Assumption 2 for continuous sets by using a union bound and exploiting that samples from a Gaussian process are Lipschitz continuous with high probability (Srinivas et al., 2012, Theorem 2).

F.1 Information Capacity

One important property of normal distributions is that the confidence intervals contract after we observe measurement data. How much data we require for this to happen generally depends on the variance of the observation noise, σ^2 , and the size of the function class; i.e., the assumptions that we encode through the kernel. In the following, we use results by Srinivas et al. (2012) and use the mutual information to construct such a capacity measure.

Formally, the mutual information between the Gaussian process prior on f' at locations $\overline{\mathcal{X}}$ and the corresponding noisy observations $\mathbf{y}_{\overline{\mathcal{X}}}$ is given by

$$I(\mathbf{y}_{\overline{\mathcal{X}}}; f') = 0.5 \log |\mathbf{I} + \sigma^{-2}\mathbf{K}_{\overline{\mathcal{X}}}|, \quad (63)$$

where $\mathbf{K}_{\overline{\mathcal{X}}}$ is the kernel matrix $[k(\mathbf{x}, \mathbf{x}')]_{\mathbf{x}, \mathbf{x}' \in \overline{\mathcal{X}}}$ and $|\cdot|$ is the determinant. Intriguingly, for Gaussian process models this quantity only depends on the inputs in $\overline{\mathcal{X}}$ and not the corresponding measurements $\mathbf{y}_{\overline{\mathcal{X}}}$. Intuitively, the mutual information measures how informative the collected samples $\mathbf{y}_{\mathcal{X}}$ are about the function f . If the function values are independent of each other under the Gaussian process prior, they provide large amounts of new information. However, if measurements are taken close to each other as measured by the kernel, they are correlated under the Gaussian process prior and provide less information.

The mutual information in (63) depends on the locations \mathcal{X}_t at which we obtain measurements. While it can be computed in closed-form, it can also be bounded by the largest mutual information that any algorithm could obtain from t noisy observations,

$$\gamma_t = \max_{\mathcal{X} \subset \mathcal{D}, |\mathcal{X}| \leq t} I(\mathbf{y}_{\mathcal{X}}; f'). \quad (64)$$

We refer to γ_t as the *information capacity*, since it can be interpreted as a measure of complexity of the function class associated with a Gaussian process prior. It was shown by Srinivas et al. (2012) that γ_t has a sublinear dependence on t for many commonly used kernels such as the Gaussian kernel. This sublinear dependence is generally exploited by exploration algorithms in order to show convergence.

F.2 Functions in a Reproducing Kernel Hilbert Space

Instead of the Bayesian Gaussian process framework, we can also consider frequentist confidence intervals. Unlike the Bayesian framework, which inherently models a belief over a random function, frequentists assume that there is an *a priori* fixed underlying function f' of which we observe noisy measurements.

The natural frequentist counterpart to Gaussian processes are functions inside the Reproducing Kernel Hilbert Space (RKHS) spanned by the same kernel $k(\mathbf{x}, \mathbf{x}')$ as used by the Gaussian process in Appendix F. An RKHS \mathcal{H}_k contains well-behaved functions of the form $f(\mathbf{x}) = \sum_{i \geq 0} \alpha_i k(\mathbf{x}, \mathbf{x}_i)$, for given representer points $\mathbf{x}_i \in \mathbb{R}^d$ and weights $\alpha_i \in \mathbb{R}$ that decay sufficiently quickly. For example, the Gaussian process mean function (60) lies in this RKHS. The kernel function $k(\cdot, \cdot)$ determines

the roughness and size of the function space and the induced RKHS norm $\|f'\|_k^2 = \langle f', f' \rangle_k = \sum_{i,j \geq 0} \alpha_i \alpha_j k(\mathbf{x}_i, \mathbf{x}_j)$ measures the complexity of a function $f' \in \mathcal{H}_k$ with respect to the kernel. In particular, the function f' is Lipschitz continuous with respect to the kernel metric

$$d(\mathbf{x}, \mathbf{x}') = \sqrt{k(\mathbf{x}, \mathbf{x}) + k(\mathbf{x}', \mathbf{x}') - 2k(\mathbf{x}, \mathbf{x}')}, \quad (65)$$

so that $|f'(\mathbf{x}) - f'(\mathbf{x}')| \leq \|f'\|_k d(\mathbf{x}, \mathbf{x}')$, see the proof of Proposition 4.30 by Christmann and Steinwart (2008).

F.2.1 Confidence Intervals

We can construct an estimate together with reliable confidence intervals if the measurements are corrupted by σ -sub-Gaussian noise. This is a class of noise where the tail probability decays exponentially fast, such as in Gaussian random variables or any distribution with bounded support. Specifically, we have the following definition.

Definition 1 (Vershynin (2010)). A random variable X is σ -sub-Gaussian if $\mathbb{P}\{|X| > s\} \leq \exp(1 - s^2/\sigma^2)$ for all $s > 0$.

While the Gaussian process framework makes different assumptions about the function and the noise, Gaussian processes and RKHS functions are closely related (Kanagawa et al., 2018) and it is possible to use the Gaussian process posterior marginal distributions to infer reliable confidence intervals on f' .

Lemma 10 (Abbasi-Yadkori (2012); Chowdhury and Gopalan (2017)). *Assume that f has bounded RKHS norm $\|f'\|_k \leq B$ and that measurements are corrupted by σ -sub-Gaussian noise. If $\beta_t^{1/2} = B + 4\sigma\sqrt{I(\mathbf{y}_t; f) + 1 + \ln(1/\delta)}$, then for all $\mathbf{x} \in \mathcal{X}$ and $t \geq 0$ it holds jointly with probability at least $1 - \delta$ that $|f'(\mathbf{x}) - \mu_t(\mathbf{x})| \leq \beta_t^{1/2} \sigma_t(\mathbf{x})$.*

Lemma 10 implies that, with high probability, the true function f' is contained in the confidence intervals induced by the posterior Gaussian process distribution that uses the kernel k from Lemma 10 as a covariance function, scaled by an appropriate factor β_t . In contrast to Appendix F, Lemma 10 does not make probabilistic assumptions on f' . In fact, f' could be chosen adversarially, as long as it has bounded norm in the RKHS.

Since the frequentist confidence intervals depend on the mutual information and the marginal confidence intervals of the Gaussian process model, they inherit the same contraction properties up to the factor β_t . However, note that the confidence intervals in Lemma 10 hold jointly through the continuous domain \mathcal{X} . This is not generally possible for Gaussian process models without employing additional continuity arguments, since Gaussian process distributions are by definitions only defined via a multivariate Normal distribution over *finite* sets. This stems from the difference between a Bayesian belief and the frequentist perspective, where the function is unknown but fixed *a priori*.

F.3 Extension to multiple dimensions

It is straight forward to extend these models to functions with vector-values outputs by extending the input domain by an extra input argument that indexes the output dimension. While this requires special kernels, they have been analyzed by Krause and Ong (2011).

Lemma 11 (based on Chowdhury and Gopalan (2017)). *Assume that $f'(\boldsymbol{\theta}, i) = [f'(\boldsymbol{\theta})]_i$ has RKHS norm bounded by B and that measurements are corrupted by σ -sub-Gaussian noise. Let $\mathcal{X}_t = \mathcal{D}_t \times \mathcal{I}$ denote the measurements obtained up to iteration t . If $\beta_t = B + 4\sigma\sqrt{I(\mathbf{y}_{\mathcal{X}_t}; f') + 1 + \ln(1/\delta)}$, then the following holds for all parameters $\boldsymbol{\theta} \in \mathcal{D}$, function indices $i \in \mathcal{I}$, and iterations $n \geq 0$ jointly with probability at least $1 - \delta$:*

$$|f'(\boldsymbol{\theta}, i) - \mu_n(\boldsymbol{\theta}, i)| \leq \beta_n \sigma_n(\boldsymbol{\theta}, i) \quad (66)$$

G Lipschitz Continuity of Gaussian Process Predictions

Since the mean function is a linear combination of kernels evaluations (features), it is easy to show that it is Lipschitz continuous if the kernel function is Lipschitz continuous (Lederer et al., 2019).

However, existing bounds for the Lipschitz constant for the posterior standard deviation $\sigma_t(\cdot)$ depend on the number of data points. Since our regret bounds depend on L_σ^N , this would render our regret bound superlinear and thus meaningless.

In the following, we show that the GP standard deviation is Lipschitz-continuous with respect to the kernel metric.

Definition 2 (Kernel metric). $d_k(\mathbf{x}, \mathbf{x}') = \sqrt{k(\mathbf{x}, \mathbf{x}) + k(\mathbf{x}', \mathbf{x}') - 2k(\mathbf{x}, \mathbf{x}')}.$

We start with the standard deviation.

Lemma 12. *For all \mathbf{x} and \mathbf{x}' in \mathcal{X} and all $t \geq 0$, we have*

$$|\sigma_t(\mathbf{x}) - \sigma_t(\mathbf{x}')| \leq d_k(\mathbf{x}, \mathbf{x}') \quad (67)$$

Proof. From Mercer's theorem we know that each kernel can be equivalently written in terms of an infinite-dimensional inner product, so that $k(\mathbf{x}, \mathbf{x}') = \langle k(\mathbf{x}, \cdot), k(\mathbf{x}', \cdot) \rangle_k$, where $\langle \cdot, \cdot \rangle_k$ is the inner product in the Reproducing Kernel Hilbert Space corresponding to the kernel k . We can think of Gaussian process regression as linear regression based on these infinite-dimensional feature vectors. In particular, it follows from (Kirschner and Krause, 2018, Appendix D) that we can write the Gaussian process posterior standard deviation $\sigma_t(\mathbf{x})$ as the weighted norm of the infinite-dimensional feature vectors $k(\mathbf{x}, \cdot)$,

$$\sigma_t(\mathbf{x}) = \|k(\mathbf{x}, \cdot)\|_{\mathbf{V}_t^{-1}}, \quad (68)$$

where $\mathbf{V}_t = \sigma^2 \mathbf{M}^* \mathbf{M} + \mathbf{I}$ and \mathbf{M} is a linear operator that corresponds to the infinite-dimensional feature vectors $k(\mathbf{x}_i, \cdot)$ of the data points \mathbf{x}_i in \mathcal{X}_t so that $[\mathbf{M} \mathbf{M}^*]_{(i,j)} = k(\mathbf{x}_i, \mathbf{x}_j)$, where \mathbf{x}_i and \mathbf{x}_j are the i th and j th data point in \mathcal{X}_t . Now we have that the minimum eigenvalue of \mathbf{V}_t is larger or equal than one, which implies that the maximum eigenvalue of \mathbf{V}_t^{-1} is less or equal than one. Thus,

$$|\sigma_t(\mathbf{x}) - \sigma_t(\mathbf{x}')| = \left| \|k(\mathbf{x}, \cdot)\|_{\mathbf{V}_t^{-1}} - \|k(\mathbf{x}', \cdot)\|_{\mathbf{V}_t^{-1}} \right| \quad (69)$$

$$\leq \|k(\mathbf{x}, \cdot) - k(\mathbf{x}', \cdot)\|_{\mathbf{V}_t^{-1}}, \quad (70)$$

$$\leq \|k(\mathbf{x}, \cdot) - k(\mathbf{x}', \cdot)\|_k, \quad (71)$$

$$= \sqrt{\langle k(\mathbf{x}, \cdot) - k(\mathbf{x}', \cdot), k(\mathbf{x}, \cdot) - k(\mathbf{x}', \cdot) \rangle_k}, \quad (72)$$

$$= \sqrt{k(\mathbf{x}, \mathbf{x}) - k(\mathbf{x}, \mathbf{x}') - k(\mathbf{x}', \mathbf{x}) + k(\mathbf{x}', \mathbf{x}')}, \quad (73)$$

$$= \sqrt{k(\mathbf{x}, \mathbf{x}) + k(\mathbf{x}', \mathbf{x}') - 2k(\mathbf{x}, \mathbf{x}')}, \quad (74)$$

$$= d_k(\mathbf{x}, \mathbf{x}'), \quad (75)$$

where (69) \rightarrow (70) follows from the reverse triangle inequality. \square

To show that Lemma 12 implies Lipschitz continuity of the variance, the key observation is that standard deviation $\sigma_n(\mathbf{x})$ is bounded for all $t \geq 0$. In particular,

$$\sigma_t(\mathbf{x}) \leq \sigma_0(\mathbf{x}) = \sqrt{k(\mathbf{x}, \mathbf{x})} \leq \max_{\mathbf{x}, \mathbf{x}' \in \mathbb{R}^d} \sqrt{k(\mathbf{x}, \mathbf{x}')} := \sqrt{|k|_\infty} \quad (76)$$

Based on this, we have the following result.

Lemma 13. *For all \mathbf{x} and \mathbf{x}' in \mathcal{X} and all $t \geq 0$, we have*

$$|\sigma_t(\mathbf{x}) - \sigma_t(\mathbf{x}')| \leq 2\sqrt{|k|_\infty} d_k(\mathbf{x}, \mathbf{x}') \quad (77)$$

Proof. For any compact domain \mathcal{D} the function $f(x) = x^2$ is Lipschitz continuous for $\mathbf{s} \in \mathcal{D}$ with Lipschitz constant $|df/dx|_\infty = \max_{x \in \mathcal{D}} 2|x|$. Since $0 \leq \sigma_t(\mathbf{x}) \leq \sqrt{|k|_\infty}$, we have

$$|\sigma_t^2(\mathbf{x}) - \sigma_t^2(\mathbf{x}')| \leq 2\sqrt{|k|_\infty} |\sigma_t(\mathbf{x}) - \sigma_t(\mathbf{x}')| \quad (78)$$

$$\leq 2\sqrt{|k|_\infty} d_k(\mathbf{x}, \mathbf{x}') \quad (79)$$

\square

H Regret Bound for Gaussian Process model

H.1 Assumptions about the model

Assumption 4. The both the kernel and the kernel metric (65) are Lipschitz continuous.

Note that the kernel metric is not trivially Lipschitz if the kernel is Lipschitz, since the square root function has unbounded derivatives at zero. However, for many commonly used kernels, e.g., the linear and squared exponential kernels, the kernel metric is in fact Lipschitz continuous.

As a direct consequence of Assumption 4 together with Appendix G we know that $\sigma(\cdot)$ is L_σ -Lipschitz continuous.

Assumption 5. The model f has RKHS norm bounded by B_f with respect to a kernel that fulfills Assumptions 4 and 4 and $k((s, \pi(s)), (s, \pi(s))) \leq 1$ for all $\pi \in \Pi$ and $s \in \mathcal{S}$.

This assumption allows us to learn a calibrated model of the function g . Note that the assumption of a bounded kernel over a compact domain \mathcal{S} is mild, since any scaling can be absorbed into the constant B_f . We weaken this assumption in Appendix I, where we bound the domain \mathcal{S} rather than assuming compactness.

Since RKHS functions are linear combinations of the kernel function evaluated at representer points, the continuity assumptions on the kernel directly transfer to continuity assumptions on the function f , so that we get the following result.

Corollary 3. *Under Assumption 5, the dynamics function f is L_f -Lipschitz continuous with respect to the 2-norm.*

Proof. For scalar functions, this is a direct consequence of Assumption 5 and (Christmann and Steinwart, 2008, Cor. 4.36). This directly generalizes to the vector case. \square

Since the state s is observed directly, the Assumption 5 allows us to learn a reliable statistical model of f that conforms with the requirement of a well-calibrated model in Assumption 2. In particular, for each transition from (s_n, \mathbf{a}_n) to s_{n+1} , we add p observations, one for each output dimension, to \mathcal{D}_t as in Lemma 11.

Corollary 4. *Under Assumptions 1 and 5 with β_t as in Lemma 11 and a Gaussian process model trained on observations \mathbf{x}_{n+1} based on an input $\mathbf{a} = (s_n, \mathbf{a}_n)$, the following holds with probability $1 - \delta$ for all $t \geq 0$, $s \in \mathbb{R}^p$, and $\mathbf{a} \in \mathbb{R}^q$:*

$$|f(s, \mathbf{a}, i) - \mu_t(s, \mathbf{a}, i)| \leq \beta_t \sigma_t(s, \mathbf{a}, i) \quad (80)$$

In the following, we write

$$\boldsymbol{\mu}_t(s, \mathbf{a}) = (\mu_{tNp}(s, \mathbf{a}, 1), \dots, \mu_{tNp}(s, \mathbf{a}, p)), \quad (81)$$

$$\boldsymbol{\sigma}_t(s, \mathbf{a}) = (\sigma_{tNp}(s, \mathbf{a}, 1), \dots, \sigma_{tNp}(s, \mathbf{a}, p)) \quad (82)$$

to represent the individual elements as vectors. Note that $\boldsymbol{\mu}_t$ is conditioned on the tNp individual one-dimensional observations after t episodes. Corollary 4 allows us to build confidence intervals on the model error g based on the scaled Gaussian process posterior variance. A direct consequence of these point-wise error bounds is that we can also bound the norm of the error on the vector-output of f .

Corollary 5. *Under the assumption of Corollary 4, with probability $1 - \delta$ we have for all $t \geq 0$, $s \in \mathbb{R}^p$, and $\mathbf{a} \in \mathbb{R}^q$ that*

$$\|f(s, \mathbf{a}) - h(s, \mathbf{a}) - \boldsymbol{\mu}_t(s, \mathbf{a})\|_2 \leq \beta_t \|\boldsymbol{\sigma}_t(s, \mathbf{a})\|_2 \quad (83)$$

Proof.

$$\|f(\mathbf{s}, \mathbf{a}) - \boldsymbol{\mu}_t(\mathbf{s}, \mathbf{a})\|_2 = \left(\sum_{i=1}^p |f(\mathbf{s}, \mathbf{a}, i) - \mu_t(\mathbf{s}, \mathbf{a}, i)|^2 \right)^{1/2} \quad (84)$$

$$\leq \left(\sum_{i=1}^p |\beta_t \sigma_t(\mathbf{s}, \mathbf{a}, i)|^2 \right)^{1/2} = \beta_t \|\boldsymbol{\sigma}_t(\mathbf{s}, \mathbf{a})\|_2 \quad (85)$$

□

H.2 Bounding I_T for the GP model

In this section, we bound I_T based on the GP assumptions. This allows us to use them together with Theorem 2 to obtain regret bounds. We start with some preliminary lemmas

Lemma 14 (Srinivas et al. (2012)). $s^2 \leq \frac{s_{\max}^2}{\log(1+s_{\max}^2)} \log(1+s^2)$ for all $s \in [0, s_{\max}]$

Lemma 15. Let $|\sigma_t(\cdot)| \leq \sigma_{\max}$ and $\sigma > 0$. Then

$$\sigma_t^2(\mathbf{x}) \leq \frac{\sigma_{\max}}{\log(1 + \sigma^{-2} \sigma_{\max})} \log(1 + \sigma^{-2} \sigma_t^2(\mathbf{x})) \quad (86)$$

Proof.

$$\sigma_t^2(\mathbf{x}) \leq \sigma^2(\sigma^{-2} \sigma_t^2(\mathbf{x})) \quad (87)$$

Now $\sigma^{-2} \sigma_t^2(\mathbf{x}) \leq \sigma_{\max}$ by assumption. Thus, we can use Lemma 14 to obtain

$$\sigma_t^2(\mathbf{x}) \leq \sigma^2 \frac{\sigma^{-2} \sigma_{\max}}{\log(1 + \sigma^{-2} \sigma_{\max})} \log(1 + \sigma^{-2} \sigma_t^2(\mathbf{x})) \quad (88)$$

$$= \frac{\sigma_{\max}}{\log(1 + \sigma^{-2} \sigma_{\max})} \log(1 + \sigma^{-2} \sigma_t^2(\mathbf{x})) \quad (89)$$

□

Lemma 16. Let $\mathcal{D}_{1:T}$ denote the TN p -dimensional observations collected up to iteration t and $\mathbf{y}_{\mathcal{D}_{1:t}}$ the corresponding observations of the following states. Then

$$\frac{1}{2} \sum_{t=1}^T \sum_{n=0}^{N-1} \sum_{j=1}^p \log(1 + \sigma^{-2} \sigma_{(t-1)Np}^2(\mathbf{x}_{n,t}, j)) \leq Np \mathcal{I}(\mathbf{y}_{\mathcal{D}_T}; f_{\mathcal{D}_T}) \quad (90)$$

Proof.

$$\frac{1}{2} \sum_{t=1}^T \sum_{n=0}^{N-1} \sum_{j=1}^p \log(1 + \sigma^{-2} \sigma_{(t-1)Np}^2(\mathbf{x}_{n,t}, j)) \quad (91)$$

$$= \sum_{n=0}^{N-1} \sum_{j=1}^p \frac{1}{2} \sum_{t=1}^T \log(1 + \sigma^{-2} \sigma_{(t-1)Np}^2(\mathbf{x}_{n,t}, j)) \quad (92)$$

$$\leq Np \mathcal{I}(\mathbf{y}_{\mathcal{D}_{1:T}}; f_{\mathcal{D}_{1:T}}) \quad (93)$$

Where the second to last step follows from (Srinivas et al., 2012, Lemma 2) together with $\log(1+x) \geq 0$ for $x \geq 0$ and the properties of the mutual information. In particular, the inner sum conditions on $(t-1)Np$ measurements, but sums only over the one element $(\mathbf{x}_{n,t}, j)$. The mutual information in (Srinivas et al., 2012, Lemma 2) instead sums over every element that we condition on in the next step. By adding the missing non-negative terms together with the fact that the mutual information is independent of the order of the observations we obtain the result. Another way to interpret this bound is that, in the worst case, we could hypothetically visit N times the same state during a trajectory and obtain the corresponding p -dimensional observation. This explains the Np factor that multiplies the mutual information. □

We can use these two lemmas to obtain:

Lemma 17. *For a GP model let $|\sigma_t(\cdot)| \leq \sigma_{\max}$ and $\sigma > 0$. Then*

$$I_T(\mathcal{S}, \mathcal{A}) \leq \frac{\sigma_{\max} N p}{\log(1 + \sigma^{-2} \sigma_{\max})} \gamma_{TNp}(\mathcal{S} \times \mathcal{A} \times \mathcal{I}_p) \quad (94)$$

Proof.

$$I_T(\mathcal{S}, \mathcal{A}) = \max_{\mathcal{D}_1, \dots, \mathcal{D}_T \subset \mathcal{S} \times \mathcal{S} \times \mathcal{A}, |\mathcal{D}_t| = N} \sum_{t=1}^T \sum_{\mathbf{s}, \mathbf{a} \in \mathcal{D}_t} \|\sigma_{t-1}(\mathbf{s}, \mathbf{a})\|_2^2 \quad (95)$$

$$= \max_{\mathcal{D}_1, \dots, \mathcal{D}_T \subset \mathcal{S} \times \mathcal{S} \times \mathcal{A}, |\mathcal{D}_t| = N} \sum_{t=1}^T \sum_{\mathbf{s}, \mathbf{a} \in \mathcal{D}_t} \sum_{j=1}^p \sigma_{(t-1)Np}^2(\mathbf{s}, \mathbf{a}, j) \quad (96)$$

$$\leq \frac{\sigma_{\max}}{\log(1 + \sigma^{-2} \sigma_{\max})} \max_{\mathcal{D}_1, \dots, \mathcal{D}_T \subset \mathcal{S} \times \mathcal{S} \times \mathcal{A}, |\mathcal{D}_t| = N} \sum_{t=1}^T \sum_{\mathbf{s}, \mathbf{a} \in \mathcal{D}_t} \sum_{j=1}^p \log(1 + \sigma^{-2} \sigma_{(t-1)Np}^2(\mathbf{s}, \mathbf{a}, j)) \quad (97)$$

$$\leq \frac{\sigma_{\max}}{\log(1 + \sigma^{-2} \sigma_{\max})} \max_{\mathcal{D}_1, \dots, \mathcal{D}_T \subset \mathcal{S} \times \mathcal{S} \times \mathcal{A}, |\mathcal{D}_t| = N} N p \mathbb{I}(\mathbf{y}_{\mathcal{D}_{1:T}}; \mathbf{f}_{\mathcal{D}_{1:T}}) \quad (98)$$

$$\leq \frac{\sigma_{\max} N p}{\log(1 + \sigma^{-2} \sigma_{\max})} \gamma_{TNp}(\mathcal{S} \times \mathcal{A} \times \mathcal{I}_p) \quad (99)$$

□

To obtain an instance-independent bound, we must bound the mutual information by the worst-case mutual information as in (Srinivas et al., 2012).

Theorem 3. *Under Assumptions 1–3 let $\mathbf{s}_{n,t} \in \mathcal{X}_t$, $\mathcal{S}_{t-1} \subseteq \mathcal{S}_t$, and $\mathbf{a}_{n,t} \in \mathcal{U}$ for all $n, t > 0$ with compact sets \mathcal{S}_t and \mathcal{A} . Let $\|\sigma(\cdot)\|_{\infty} \leq \sigma_{\max}$. At each iteration, select parameters according to (7). Then the following holds with probability at least $(1 - \delta)$ for all $t \geq 1$*

$$R_T \leq \mathcal{O}\left(\beta_{T-1}^N L_{\sigma}^N N^2 \sqrt{T p \gamma_{pTN}(\mathcal{S}_T \times \mathcal{A} \times \mathcal{I}_p)}\right), \quad (100)$$

where $\gamma_{pTN}(\mathcal{S} \times \mathcal{A} \times \mathcal{I}_p)$ is the information capacity after (ptN) observations within the extended domain $\mathcal{S} \times \mathcal{A} \times \mathcal{I}_p$.

Proof. From Theorem 2 we have $R_T^2 \leq T L_J^2 N^3 I_T(\mathcal{S}_t, \mathcal{A})$. Together with Lemma 17 we obtain

$$R_T \leq L_J \sqrt{N^3 I_T(\mathcal{S}_t, \mathcal{A})} \quad (101)$$

$$\leq L_J \left(\frac{\sigma_{\max} N^4 p}{\log(1 + \sigma^{-2} \sigma_{\max})} \gamma_{TNp}(\mathcal{S} \times \mathcal{A} \times \mathcal{I}_p) \right)^{1/2} \quad (102)$$

where $L_J = 2L_r(1 + L_{\pi})\beta_{t-1}\bar{L}_f^{N-1}$ from Lemma 5 and $\bar{L}_f = 1 + L_f + 2\beta_{t-1}L_{\sigma}\sqrt{1 + L_{\pi}}$ from Lemma 4. Plugging in we get $L_J = 2L_r(1 + L_{\pi})\beta_{t-1}(1 + L_f + 2\beta_{t-1}L_{\sigma}\sqrt{1 + L_{\pi}})^{N-1} = \mathcal{O}(\beta_{t-1}^N L_{\sigma}^N)$ so that

$$R_T \leq \mathcal{O}\left(L_{\sigma}^N \beta_{T-1}^N N^2 \sqrt{T p \gamma_{pTN}(\mathcal{S}_t \times \mathcal{A} \times \mathcal{I}_p)}\right) \quad (103)$$

□

Notably, unlike in Theorem 1 we can actually bound the information capacity γ in Theorem 3. For a GP model that uses a squared exponential kernel with independent outputs, we have $\gamma_{pTN} \leq \mathcal{O}(p(p+q)\log(pTN))$ by (Srinivas et al., 2012; Krause and Ong, 2011), which renders the overall regret bound sublinear. Note that for the Matern kernel the best known bound on γ_{pTN} is $\mathcal{O}(p(pTN)^c \log(pTN))$ with $0 < c < 1$. This means the regret bound is not sublinear for long trajectories due to the β_t^N term in the regret bound. However, the bound is expected to be loose (Scarlett et al., 2017). Tighter bounds can be computed numerically, see (Srinivas et al., 2012, Fig. 3).

Note that the requirement $\|\sigma(\cdot)\|_{\infty}$ is fulfilled according to

Lemma 18. *Under Assumption 5 we have $\sigma(\mathbf{s}) \leq 1$ for all $\mathbf{s} \in \mathcal{S}$.*

Proof. This is a direct consequence of (62). \square

H.3 Comparison to Chowdhury and Gopalan (2019)

In this section, we compare our bound to the one by Chowdhury and Gopalan (2019). This is a difficult endeavour, because they make fundamentally different assumptions. In particular, they assume that the value function $v(x)$ is L_M -Lipschitz continuous, which hides all the complexity of thinking about different trajectories, as deviations between the two trajectories can be bounded after one step by $L_M \|\mathbf{s}_1 - \tilde{\mathbf{s}}_1\|$. In contrast, we do not make this high-level assumption and specifically reason about the entire trajectories based on system properties. Note, that the constant L_M is at least $\Omega(N)$ without additional assumptions about the system and generally will depend on the statistical model (GP).

Secondly, they restrict the optimization over dynamics that are Lipschitz continuous, which means their algorithm depends on system properties that are difficult to estimate in general. However, this assumption avoids the dependency β^N in our regret bound, since it limits optimization to trajectories that are at most as smooth as the dynamics of the true system. The cost of this is that their algorithm is not tractable to implement or compute.

For completeness, in the following we modify our proof to use their assumption and show a regret bound that is comparable to the one by Chowdhury and Gopalan (2019).

H.3.1 Our bound under the assumptions of (Chowdhury and Gopalan, 2019)

Now, we show that if we assume that the optimistic dynamics are Lipschitz, which together with a Lipschitz-continuous policy implies the Lipschitz continuity of the value function that is assumed by Chowdhury and Gopalan (2019), we obtain the same regret bounds.

Let

$$\begin{aligned} \widetilde{\mathcal{M}}_t = \{ f' \mid & \|\mu(\mathbf{s}, \mathbf{a}) - f'(\mathbf{s}, \mathbf{a})\| \leq \beta \sigma(\mathbf{s}, \mathbf{a}) \forall \mathbf{s}, \mathbf{a} \in \mathbb{R}^p \times \mathbb{R}^q, \\ & \|f'(\mathbf{s}, \mathbf{a}) - f'(\mathbf{s}', \mathbf{a}')\| \leq L_f \|(\mathbf{s}, \mathbf{a}) - (\mathbf{s}', \mathbf{a}')\| \forall (\mathbf{s}, \mathbf{a}), (\mathbf{s}', \mathbf{a}') \in \mathbb{R}^p \times \mathbb{R}^q, \} \end{aligned}$$

be the set of all Lipschitz continuous dynamics that are compatible with the uncertainty representation in Assumption 2. We now consider a variant of (7) that optimizes over dynamics in this set,

$$\pi_t = \underset{\pi \in \Pi, \tilde{f}_t \in \widetilde{\mathcal{M}}_t}{\operatorname{argmax}} J(\tilde{f}_t, \pi) \quad (104)$$

and we implicitly define $\tilde{\mathbf{s}}$ and $\tilde{\mathbf{a}}$ based on \tilde{f}_t in (104) for the remainder of this section, instead of the global definition from (17). Note that this optimization is not tractable in the noisy case.

For the exploration scheme in (104) we have the following results that lead to improved regret bounds that match those in (Chowdhury and Gopalan, 2019) up to constant factors.

Lemma 19. *Under the assumptions of Corollary 4, let $\bar{L}_f = L_f$. Then, for any sequence of $\boldsymbol{\eta}_n \in [-1, 1]^p$, any sequence of $\boldsymbol{\omega}_n$ with $\tilde{\boldsymbol{\omega}}_n = \boldsymbol{\omega}_n$, $\boldsymbol{\theta} \in \mathcal{D}$, and $n \geq 1$ we have that*

$$\|\mathbf{s}_{n,t} - \tilde{\mathbf{s}}_{n,t}\| \leq 2\beta_{t-1} \bar{L}_f^{N-1} \sum_{i=0}^{n-1} \|\boldsymbol{\sigma}_{t-1}(\mathbf{s}_{i,t})\| \quad (105)$$

Proof. Let

$$\tilde{f}(\tilde{\mathbf{s}}_{n,t}) = \mu_{t-1}(\tilde{\mathbf{s}}_n) + \beta_{t-1} \boldsymbol{\Sigma}_{t-1}(\tilde{\mathbf{s}}_n) \boldsymbol{\eta}_n. \quad (106)$$

Then by design we have $\|\tilde{f}(\mathbf{s}) - \tilde{f}(\mathbf{s}')\| \leq L_f \|\mathbf{s} - \mathbf{s}'\|$.

We start by showing that, for any $n \geq 1$, we have

$$\|\mathbf{s}_{n,t} - \tilde{\mathbf{s}}_{n,t}\| \leq 2\beta_{t-1} \sum_{i=0}^{n-1} L_f^{n-1-i} \|\boldsymbol{\sigma}_{t-1}(\mathbf{s}_{i,t})\| \quad (107)$$

by induction.

For the base case we have $\tilde{\mathbf{s}}_0 = \mathbf{s}_0$. Consequently, at t we have

$$\|\mathbf{s}_{1,t} - \tilde{\mathbf{s}}_{1,t}\| = \|f(\mathbf{s}_0) + \boldsymbol{\omega}_0 - \tilde{f}(\mathbf{s}_0) - \tilde{\boldsymbol{\omega}}_0\| \quad (108)$$

$$= \|f(\mathbf{s}_0) - \tilde{f}(\mathbf{s}_0)\| \quad (109)$$

$$= \|f(\mathbf{s}_0) - \boldsymbol{\mu}_{t-1}(\mathbf{s}_0) - \beta_{t-1} \boldsymbol{\Sigma}_{t-1}(\mathbf{s}_0) \boldsymbol{\eta}_0\| \quad (110)$$

$$\leq \|f(\mathbf{s}_0) - \boldsymbol{\mu}_{t-1}(\mathbf{s}_0)\| + \beta_{t-1} \|\boldsymbol{\sigma}_{t-1}(\mathbf{s}_0) \boldsymbol{\eta}_0\| \quad (111)$$

$$\leq \beta_{t-1} \|\boldsymbol{\sigma}_{t-1}(\mathbf{s}_0)\| + \beta_{t-1} \|\boldsymbol{\sigma}_{t-1}(\mathbf{s}_0)\| \quad (112)$$

$$= 2\beta_{t-1} \|\boldsymbol{\sigma}_{t-1}(\mathbf{s}_0)\| \quad (113)$$

For the induction step assume that (107) holds at time step n . Subsequently we have at iteration t that

$$\begin{aligned} \|\mathbf{s}_{n+1,t} - \tilde{\mathbf{s}}_{n+1,t}\| &= \|f(\mathbf{s}_n) - \tilde{f}(\tilde{\mathbf{s}}_n)\| \\ &= \|f(\mathbf{s}_n) - \tilde{f}(\mathbf{s}_n) + \tilde{f}(\mathbf{s}_n) - \tilde{f}(\tilde{\mathbf{s}}_n)\| \\ &= \|f(\mathbf{s}_n) - \tilde{f}(\mathbf{s}_n)\| + \|\tilde{f}(\mathbf{s}_n) - \tilde{f}(\tilde{\mathbf{s}}_n)\| \\ &\leq 2\beta_{t-1} \|\boldsymbol{\sigma}_{t-1}(\mathbf{s}_n)\| + L_f \|\mathbf{s}_n - \tilde{\mathbf{s}}_n\| \\ &\leq 2\beta_{t-1} \|\boldsymbol{\sigma}_{t-1}(\mathbf{s}_n)\| + L_f 2\beta_{t-1} \sum_{i=0}^{n-1} L_f^{n-1-i} \|\boldsymbol{\sigma}_{t-1}(\mathbf{s}_{i,t})\| \\ &= 2\beta_{t-1} \|\boldsymbol{\sigma}_{t-1}(\mathbf{s}_n)\| + 2\beta_{t-1} \sum_{i=0}^{n-1} L_f^{n-1-i+1} \|\boldsymbol{\sigma}_{t-1}(\mathbf{s}_{i,t})\| \\ &= 2\beta_{t-1} \sum_{i=0}^{(n+1)-1} L_f^{(n+1)-1-i+1} \|\boldsymbol{\sigma}_{t-1}(\mathbf{s}_{i,t})\| \\ &= 2\beta_{t-1} \sum_{i=0}^{(n+1)-1} L_f^{(n+1)-i} \|\boldsymbol{\sigma}_{t-1}(\mathbf{s}_{i,t})\| \end{aligned}$$

Thus (107) holds. Now since $n \leq N$ we have

$$\|\mathbf{s}_{n+1,t} - \tilde{\mathbf{s}}_{n+1,t}\| \leq 2\beta_{t-1} \sum_{i=0}^{n-1} L_f^{n-1-i} \|\boldsymbol{\sigma}_{t-1}(\mathbf{s}_{i,t})\| \leq 2\beta_{t-1} L_f^{N-1} \sum_{i=0}^{n-1} \|\boldsymbol{\sigma}_{t-1}(\mathbf{s}_{i,t})\| \quad (114)$$

□

Theorem 4. Under Assumptions 1–3 let $\mathbf{s}_{n,t} \in \mathcal{X}_t$, $\mathcal{S}_{t-1} \subseteq \mathcal{S}_t$, and $\mathbf{a}_{n,t} \in \mathcal{U}$ for all $n, t > 0$ with compact sets \mathcal{S}_t and \mathcal{A} . Let $\|\boldsymbol{\sigma}(\cdot)\|_\infty \leq \sigma_{\max}$. At each iteration, select parameters according to (104). Then the following holds with probability at least $(1 - \delta)$ for all $t \geq 1$

$$R_T \leq \mathcal{O}\left(L_f^N N^2 \sqrt{T p \gamma_{pTN}(\mathcal{S}_T \times \mathcal{A})}\right), \quad (115)$$

where $\gamma_{pTN}(\mathcal{S} \times \mathcal{A})$ is the information capacity after (pTN) observations within the domain $\mathcal{S} \times \mathcal{A}$.

Thus, our proof strategy also avoids the scaling β^N when we assume that optimizing over dynamics in \mathcal{M} is tractable. Thus, the factor β^N is the cost that we pay for not being able to do so.

I Extension to Unbounded Domains

So far, we have assumed a compact domain \mathcal{S} . This is incompatible with the dynamic system in (1), since sub-Gaussian noise includes noise distributions with unbounded support. In this section, we show that we can bound the domain with high probability and that we can use continuity arguments to extend our previous theorem to this more general settings. This also avoids the implicit assumption that the dynamics function is bounded, which is not even true for linear systems.

I.1 Bound on Aleatoric Uncertainty (Noise Bound)

We start by bounding the norm of the noise vector ω_n over all time steps n .

We know that the ω_n are i.i.d. sub-Gaussian vectors. We exploit the basic properties of sub-Gaussian random variables and refer to Eldar and Kutyniok (2012, Chapter 5) for a concise review.

Lemma 20. *Vershynin (2010, Corollary 5.17) Let X_1, \dots, X_p be independent centered sub-exponential random variables, and let $2\sigma = \max_i \|X_i\|_{\phi_1}$ be the largest, sub-exponential norm. Then, for every $\epsilon \geq 0$, we have*

$$\mathbb{P} \left\{ \left| \sum_{i=1}^T X_i \right| \geq \epsilon p \right\} \leq 2 \exp \left[\frac{-\epsilon T}{2} \min \left(\frac{\epsilon^2}{4\sigma^2}, \frac{\epsilon}{2\sigma} \right) \right] \quad (116)$$

This allows us to bound the 2-norm of the noise vectors in (1).

Lemma 21. *Let $\omega = (\omega_1, \dots, \omega_p)$ be a vector with i.i.d. elements $[\omega]_i = \omega_i$ that are σ -sub-Gaussian. Then, with probability at least $1 - \delta$, we have that*

$$\|\omega\|_2^2 \leq 2\sigma p + \frac{4\sigma}{e} \log \frac{2}{\delta} \quad (117)$$

Proof. Since the ω_i are σ -sub-Gaussian, we have the ω_i^2 are 2σ -sub-exponential (Vershynin, 2010, Lemma 5.14). Thus we have

$$\|\omega\|_2^2 = \sum_{i=1}^p \omega_i^2,$$

where the ω_i^2 are i.i.d. 2σ -sub-exponential. Following Lemma 20, we have

$$\mathbb{P} \{ \|\omega\|_2^2 \geq \epsilon p \} \leq 2 \exp \left[\frac{-\epsilon p}{2} \min \left(\frac{\epsilon^2}{4\sigma^2}, \frac{\epsilon}{2\sigma} \right) \right] \quad (118)$$

Now for $\epsilon \geq 2\sigma$ we have $\epsilon^2/(4\sigma^2) \geq \epsilon/(2\sigma)$. Thus

$$\mathbb{P} \{ \|\omega\|_2^2 \geq (2\sigma + \epsilon)p \} \leq 2 \exp \left[\frac{-\epsilon p}{2} \frac{(2\sigma + \epsilon)}{2\sigma} \right] \leq 2 \exp \left[\frac{-\epsilon p}{2} \frac{\epsilon}{2\sigma} \right] \quad (119)$$

We want to upper bound the right hand side by δ . so

$$2 \exp \left[\frac{-\epsilon p \epsilon}{4\sigma} \right] \leq \delta, \quad (120)$$

$$\frac{-\epsilon p \epsilon}{4\sigma} \leq \log(\delta/2), \quad (121)$$

$$\frac{\epsilon p \epsilon}{4\sigma} \geq \log(2/\delta), \quad (122)$$

$$\epsilon \geq \frac{4\sigma}{\epsilon p} \log(2/\delta). \quad (123)$$

the result follows by plugging the bound for ϵ into (119),

$$(2\sigma + \epsilon)p = (2\sigma + \frac{4\sigma}{\epsilon p} \log(2/\delta))p \quad (124)$$

$$= 2\sigma p + \frac{4\sigma}{e} \log \frac{2}{\delta} \quad (125)$$

□

As the last step, we apply the union bound to obtain confidence intervals over multiple steps.

Lemma 22. Let $\omega_0, \omega_1, \dots$ be i.i.d. random vectors with $\omega_n \in \mathbb{R}^p$ such that each entry of the vector is i.i.d. σ -sub-Gaussian. Then, with probability at least $(1 - \delta)$,

$$\|\omega_n\|_2^2 \leq 2\sigma p + \frac{4\sigma}{e} \log \frac{(n+1)^2 \pi^2}{3\delta} \quad (126)$$

holds jointly for all $n \geq 0$.

Proof. At each time step n , we apply a probability budget of δ/π_n to the bound in Lemma 21, where $\pi_n \geq 0$ and $\sum_{n \geq 0} \pi_n^{-1} = 1$. In particular, we use $\pi_n = \frac{(n+1)^2 \pi^2}{6}$ as in (Srinivas et al., 2012, Lemma 5.1), so that we apply monotonically decreasing probability thresholds as n increases. We obtain the result by applying a union bound over n , since $\sum_{n \geq 0} \delta/\pi_n = \delta$. \square

This means that, for all time steps n , the noise is bounded within the hyper-sphere defined through (126) with high probability. In particular, the joint confidence intervals only come at the cost of a $\mathcal{O}(\log n^2)$ increase in the confidence intervals over time.

I.2 Bounding the Domain Under Aleatoric Uncertainty

We exploit the σ -sub-Gaussian property of the transition noise and build on Lemmas 20 and 21 to obtain a bound over the domain. We start by applying a union bound on Lemma 21 over the time horizon N .

Lemma 23. Let $\omega_0, \dots, \omega_{N-1}$ be vectors with $\omega_i \in \mathbb{R}^p$ such that each entry of the vector is i.i.d. σ -sub-Gaussian. Then, with probability at least $(1 - \delta)$,

$$\sum_{n=0}^{N-1} \|\omega_i\|_2 \leq N \sqrt{2\sigma p + \frac{4\sigma}{e} \log \frac{2T}{\delta}} \quad (127)$$

Proof. Now using Lemma 21 with probability threshold δ/T and applying the union bound we, get that $\|\omega_i\|_2^2 \leq 2\sigma p + \frac{4\sigma}{e} \log \frac{2T}{\delta}$ holds for all $0 \leq i \leq N-1$ with probability at least $1 - \delta$.

Now, first using Jensen's inequality and then plugging in the bound for $\|\omega_i\|_2^2$, we obtain

$$\sum_{n=1}^N \|\omega_n\|_2 = \sum_{i=0}^{N-1} \sqrt{\|\omega_n\|_2^2} \quad (128)$$

$$\leq \sqrt{T} \sqrt{\sum_{n=0}^{N-1} \|\omega_n\|_2^2} \quad (129)$$

$$\leq \sqrt{T} \sqrt{\sum_{n=0}^{N-1} \left(2\sigma p + \frac{4\sigma}{e} \log \frac{2T}{\delta} \right)} \quad (130)$$

$$= N \sqrt{2\sigma p + \frac{4\sigma}{e} \log \frac{2T}{\delta}} \quad (131)$$

\square

Lastly, we use a union bound over all iterations similar to (Srinivas et al., 2012, Lemma 5.1).

Lemma 24. Let $\omega_{t,n}$ be the random vectors as in Lemma 23 at iteration n . Then, with probability $(1 - \delta)$ we have for all $n \geq 1$ that

$$\sum_{t=1}^N \|\omega_{n,t}\|_2 \leq N \sqrt{2\sigma p + \frac{4\sigma}{e} \log \frac{N\pi^2 t^2}{3\delta}} \quad (132)$$

Proof. At each iteration n , we apply a probability budget of δ/ρ_t to the bound in Lemma 23, where $\rho_t \geq 0$ and $\sum_{t \geq 1} \rho_t^{-1} = 1$. In particular, we use $\rho_t = \frac{t^2 \pi^2}{6}$ as in (Srinivas et al., 2012, Lemma 5.1), so that we apply monotonically decreasing probability thresholds as t increases. We obtain the result by applying a union bound over t , since $\sum_{t \geq 1} \delta/\rho_t = \delta$. \square

Now that we can bound the noise over all iterations, we can bound the domain over which the system acts with a compact set.

Lemma 25. *Let f be L_f -Lipschitz continuous with respect to the norm $\|\cdot\|$. Then we have for all $n \geq 1$ that*

$$\|\mathbf{s}_n - \mathbf{s}_0\| \leq \sum_{i=0}^{n-1} L_{\text{fc}}^i \|f(\mathbf{s}_0) - \mathbf{s}_0\| + \sum_{i=0}^{n-1} L_{\text{fc}}^{n-1-i} \|\boldsymbol{\omega}_i\| \quad (133)$$

$$\leq (1 + L_{\text{fc}})^{n-1} \left(n \|f(\mathbf{s}_0) - \mathbf{s}_0\| + \sum_{i=0}^{n-1} \|\boldsymbol{\omega}_i\| \right) \quad (134)$$

Proof. We first proof (133) by induction. For the base case we have

$$\|\mathbf{s}_1 - \mathbf{s}_0\| = \|f(\mathbf{s}_0) + \boldsymbol{\omega}_0 - \mathbf{s}_0\| \quad (135)$$

$$\leq \|f(\mathbf{s}_0) - \mathbf{s}_0\| + \|\boldsymbol{\omega}_0\|, \quad (136)$$

$$= L_{\text{fc}}^0 \|f(\mathbf{s}_0) - \mathbf{s}_0\| + L_{\text{fc}}^0 \|\boldsymbol{\omega}_0\|. \quad (137)$$

For the induction step, assume that the assumption holds for some n . Then,

$$\|\mathbf{s}_{t+1} - \mathbf{s}_0\| = \|f(\mathbf{s}_n) + \boldsymbol{\omega}_n - \mathbf{s}_0\| \quad (138)$$

$$= \|f(\mathbf{s}_n) - f(\mathbf{s}_0) + f(\mathbf{s}_0) - \mathbf{s}_0 + \boldsymbol{\omega}_n\| \quad (139)$$

$$\leq \|f(\mathbf{s}_n) - f(\mathbf{s}_0)\| + \|f(\mathbf{s}_0) - \mathbf{s}_0\| + \|\boldsymbol{\omega}_n\| \quad (140)$$

$$\leq L_{\text{fc}} \|\mathbf{s}_n - \mathbf{s}_0\| + \|f(\mathbf{s}_0) - \mathbf{s}_0\| + \|\boldsymbol{\omega}_n\| \quad (141)$$

$$\leq L_{\text{fc}} \left(\sum_{i=0}^{n-1} L_{\text{fc}}^i \|f(\mathbf{s}_0) - \mathbf{s}_0\| + \sum_{i=0}^{n-1} L_{\text{fc}}^{n-1-i} \|\boldsymbol{\omega}_i\| \right) \quad (142)$$

$$+ \|f(\mathbf{s}_0) - \mathbf{s}_0\| + \|\boldsymbol{\omega}_n\| \quad (143)$$

$$\begin{aligned} &= \sum_{i=1}^{(t-1)+1} L_{\text{fc}}^i \|f(\mathbf{s}_0) - \mathbf{s}_0\| + \|f(\mathbf{s}_0) - \mathbf{s}_0\| \\ &\quad + \sum_{i=0}^{n-1} L_{\text{fc}}^{(t+1)-1-i} \|\boldsymbol{\omega}_i\| + \|\boldsymbol{\omega}_n\| \end{aligned} \quad (144)$$

$$= \sum_{i=0}^{(t-1)+1} L_{\text{fc}}^i \|f(\mathbf{s}_0) - \mathbf{s}_0\| + \sum_{i=0}^{(t+1)-1} L_{\text{fc}}^{(t+1)-1-i} \|\boldsymbol{\omega}_i\| \quad (145)$$

Which concludes the proof. For (134), note that $L_{\text{fc}}^i \leq (1 + L_{\text{fc}})^t$ for all $i \leq t$. Thus we have

$$\sum_{i=0}^{n-1} L_{\text{fc}}^i \|f(\mathbf{s}_0) - \mathbf{s}_0\| + \sum_{i=0}^{n-1} L_{\text{fc}}^{n-1-i} \|\boldsymbol{\omega}_i\| \quad (146)$$

$$\leq L_{\text{fc}}^{n-1} \sum_{i=0}^{n-1} \left(\|f(\mathbf{s}_0) - \mathbf{s}_0\| + \|\boldsymbol{\omega}_i\| \right) \quad (147)$$

$$= L_{\text{fc}}^{n-1} \left(n \|f(\mathbf{s}_0) - \mathbf{s}_0\| + \sum_{i=0}^{n-1} \|\boldsymbol{\omega}_i\| \right) \quad (148)$$

□

Lemma 26. *Let $b_t = L_{\text{fc}}^{T-1} N \left(B_0 + \sqrt{2\sigma p + \frac{4\sigma}{e} \log \frac{N\pi^2 n^2}{3\delta}} \right)$ and $\|f(\mathbf{s}_0) - \mathbf{s}_0\|_2 \leq B_0$. Then, with probability at least $(1 - \delta)$, we have for all iterations $n \geq 1$ and corresponding time steps $0 \leq n \leq N$ that*

$$\mathbf{s}_{n,t} \in \mathbb{B}(\mathbf{s}_0, b_t), \quad (149)$$

where $\mathbb{B}(\mathbf{s}_0, b_t) = \{\mathbf{s} \in \mathbb{R}^p \mid \|\mathbf{s} - \mathbf{s}_0\|_2 \leq b_t\}$ is a norm-ball centered around \mathbf{s}_0 with radius b_t .

Proof. From Lemma 25, we have for all $n \geq 1$, $0 \leq n \leq N$ that

$$\|\mathbf{s}_{t,n} - \mathbf{s}_0\|_2 \leq (1 + L_{fc})^{n-1} \left(n\|f(\mathbf{s}_0) - \mathbf{s}_0\|_2 + \sum_{i=0}^{n-1} \|\boldsymbol{\omega}_i\|_2 \right) \quad (150)$$

Now by Assumptions 1, 3 and 3 and Combined with Lemma 24, we obtain

$$\|\mathbf{s}_{t,n} - \mathbf{s}_0\|_2 \leq (1 + L_{fc})^{n-1} \left(n\|f(\mathbf{s}_0) - \mathbf{s}_0\|_2 + n\sqrt{2\sigma p + \frac{4\sigma}{e} \log \frac{t\pi^2 n^2}{3\delta}} \right) \quad (151)$$

$$\leq (1 + L_{fc})^{T-1} N \left(\|f(\mathbf{s}_0) - \mathbf{s}_0\|_2 + \sqrt{2\sigma p + \frac{4\sigma}{e} \log \frac{N\pi^2 n^2}{3\delta}} \right) \quad (152)$$

$$:= b_t \quad (153)$$

Lastly, we have $\|f(\mathbf{s}_0) - \mathbf{s}_0\|_2 \leq B_0$ by assumption, which concludes the proof. \square

I.3 Regret bounds over Unbounded Domains

The probability for the noise bound is generally different from the one used for the well-calibrated model. We can derive a joint bound using a simple union bound.

Lemma 27. *Under Assumptions 1–3, let $\|f(\mathbf{s}_0) - \mathbf{s}_0\|_2 \leq B_0$ and define $b_t = L_{fc}^{T-1} N \left(B_0 + \sqrt{2\sigma p + \frac{4\sigma}{e} \log \frac{N\pi^2 n^2}{3\delta}} \right)$. Then the following hold jointly with probability at least $(1 - 2\delta)$ for all $t \geq 1$ and $0 \leq n < N$*

- i) $|f(\mathbf{s}, \mathbf{a}) - \boldsymbol{\mu}_t(\mathbf{s}, \mathbf{a})| \leq \beta_t \boldsymbol{\sigma}_t(\mathbf{s}, \mathbf{a})$ elementwise for all $\mathbf{s} \in \mathbb{R}^p$ and $\mathbf{a} \in \mathbb{R}^q$
- ii) $\mathbf{s}_{n,t} \in \mathbb{B}(\mathbf{s}_0, b_t)$

Proof. This follows directly from applying a union bound over Lemma 26 and Corollary 5 with a probability budget of $\delta/2$ for each. \square

Note that the probability dropped from individual confidences of $1 - \delta$ in Assumption 2 and Lemma 26 to a joint confidence of $1 - 2\delta$.

Thus, we can use Lemma 27 together with Corollary 6 to fulfill both the compact set and the boundedness requirements. The last assumption we need is boundedness of the predictions. For this, we introduce an additional weak assumption

Assumption 6 (Boundedness). The system dynamics at the first step are bounded, $\|f(\mathbf{s}_0) - \mathbf{s}_0\|_2 \leq B_0$. Similarly we have $\Sigma(\mathbf{s}_0)$ and, if used, $k(\mathbf{s}_0, \mathbf{s}_0)$ bounded.

These assumptions are not restrictive, since any dynamical system that explodes to infinity after one step is generally not real-world relevant or controllable. Similarly, we cannot expect to do learning if our model's confidence intervals allow infinite predictions.

Corollary 6. *Under Assumptions 3 and 6, if the states live in a compact set \mathcal{S}_t , then $\boldsymbol{\sigma}(\mathbf{s})$ is bounded.*

Proof. This follows trivially from Assumption 3, since $\mathbf{s}_0 \in \mathcal{S}$ and $\boldsymbol{\sigma}(\mathbf{s}_0)$ is bounded. Thus, by continuity, it must be bounded over a compact set. \square

Theorem 5. *Under Assumptions 1–3 let the noise distribution be σ -subGaussian as in Assumption 1 and $\pi_\theta(\mathbf{s}) \in \mathcal{A}$ for all $\pi \in \Pi$ with \mathcal{A} compact. At each iteration, select parameters according to (7). Then the following holds with probability at least $(1 - 2\delta)$ for all $T \geq 1$*

$$R_T \leq \mathcal{O} \left(\beta_{T-1}^N L_\sigma^N N^2 \sqrt{T p \gamma_{pTN} (\mathbb{B}(\mathbf{s}_0, b_t) \times \mathcal{A} \times \mathcal{I}_p)} \right), \quad (154)$$

where $b_t = L_{fc}^{T-1} N \left(B_0 + \sqrt{2\sigma p + \frac{4\sigma}{e} \log \frac{N\pi^2 n^2}{3\delta}} \right)$.

Proof. By Assumption 1 we know from Lemma 27 that with probability at least $(1 - 2\delta)$ the model is well-calibrated and $\mathbf{s} \in \mathcal{S}_t = \mathbb{B}(\mathbf{s}_0, b_t)$. Boundedness of predictions follows from Corollary 6, so that all requirements of Theorem 1 are satisfied and the result follows. \square

I.4 Bounding the Maximum Information Capacity for Gaussian Processes

In Theorem 5 the information capacity is a function of the domain size. Given the previous proofs, the radius of the domain increases at a logarithmic rate $b_t \in \mathcal{O}(\log t^2)$, which also increases the information capacity. In the following two lemmas, we show how this affects the information capacity of the Gaussian process model.

Lemma 28 (Srinivas et al. (2012)). *For the linear kernel $k(\mathbf{s}, \mathbf{s}') = \mathbf{s}^\top \mathbf{s}'$ with $\mathbf{s} \in \mathbb{R}^p$ we have*

$$\gamma_t(\mathbb{B}(\mathbf{s}_0, b_t)) = \mathcal{O}(p \log(t)) \quad (155)$$

Lemma 29. *For the squared exponential kernel we have*

$$\gamma_t(\mathbb{B}(\mathbf{s}_0, b_t)) = \mathcal{O}(b_t^p (\log(t))^{p+1}) \quad (156)$$

Proof. The proof is the same as in (Srinivas et al., 2012). In their notation, we have $n_T = \mathcal{O}(b_t^d \log(b_t^d))$ while analyzing the terms in the eigenvalue bound leads to $B_k(T^*) \sim b_t^d$. The remainder of the proof follows through as in the original paper, which leads to the result. \square

Thus, the information capacity grows proportionally to the volume of the domain. Since b_t in Theorem 5 is $\mathcal{O}(\log t^2)$ this means that this costs us only an additional logarithmic factor in the regret relative to a fixed domain \mathcal{S} .

Note that we are using a composite kernel to model the different output dimensions. Thus these bounds need to be combined with the methodology from Krause and Ong (2011) in order to obtain bounds for the composite kernels. However, this does not affect the result.