

More on the three-gluon vertex in SU(2) Yang-Mills theory in three and four dimensions

Axel Maas, Milan Vujanović

Institute of Physics, NAWI Graz, University of Graz,
Universitätsplatz 5, A-8010 Graz, Austria

July 21, 2020

Abstract

The three-gluon vertex has been found to be a vital ingredient in non-perturbative functional approaches. We present an updated lattice calculation of it in various kinematical configurations for all tensor structures and multiple lattice parameters in three dimensions, and in a subset of those in four dimensions, for SU(2) Yang-Mills theory in minimal Landau gauge. In three dimensions an unambiguous zero crossing for the tree-level form-factor is established, and consistency for all investigated form factors with a power-like divergence towards the infrared. The results in four dimensions are consistent with such a behavior, but do not yet reach deep enough into the infrared to establish it.

1 Introduction

Vertices are the central quantities to encode interactions. Of particular importance among them are the primitively divergent ones. In Yang-Mills theory these are the three-gluon vertex, the ghost-gluon vertex, and the four-gluon vertex. Besides the fact that they encode themselves information on the interactions, they are also the building blocks for solutions of functional equations, like Dyson-Schwinger equations and functional renormalization group equations.

Among the primitively divergent vertices the ghost-gluon vertex showed so far least modification from its tree-level behavior [1–10]. The three-gluon vertex, however, showed quite surprising features, especially at low momenta [2–6, 8, 9, 11–19]. Lattice results find that in two dimensions its tree-level form factor shows unambiguously a zero crossing at about 450(50) MeV momenta on the largest investigated volume together with a power-like divergence towards negative infinity [3]. In three dimensions, results suggested

the existence of such a zero-crossing at a few hundred MeV [4, 12]. However, only the lowest non-vanishing momentum point has been found to signal a zero crossing, which is notoriously affected by systematic errors. In four dimensions, it depends on the judgment of statistical and systematic uncertainties, whether a zero crossing has been observed [4, 11, 18, 19]. Functional results [5, 6, 8, 9, 13–17] strongly suggest that the zero crossing is always present, though it is not yet unambiguously decided whether in higher dimension a divergence occurs. The situation for the other tensor structures has been much less investigated, but depending on definitions they also show non-trivial behavior [5, 6, 8, 9, 11, 13–15, 17]. The four-gluon vertex is substantially more involved, though results indicate a similar non-trivial behavior [5, 6, 20].

Here, we will investigate the three-gluon vertex of $SU(2)$ Yang-Mills theory using lattice gauge theory in minimal Landau gauge in three dimensions for all tensor structures in a number of kinematic configurations at high statistics. We establish its zero crossing in the thermodynamic limit at around 340 – 580 MeV, depending on momentum configuration, and find substantial evidence in favor of a power-like divergence towards zero momentum. A corresponding cross check in four dimensions, which accounts for the same type of systematic uncertainties, but only for the tree-level tensor structure, is compatible with the qualitative behavior in three dimensions. We establish an upper limit for the zero crossing of 170 – 300 MeV, depending again on momentum configuration. This indicates a substantial difference between four dimensions and lower dimensions.

Our setup is briefly discussed in section 2. Results are presented in section 3, for the three-dimensional tree-level form factor in section 3.1, for the non-tree-level form factors in section 3.2, and for the four-dimensional tree-level form factor in section 3.3. We conclude in section 4.

2 Setup

Our aim is twofold. One is the behavior of the tree-level form factor at very small momenta, especially in three dimensions. As the ghost-gluon vertex exhibited unexpected large lattice artifacts in some, but not all, momentum configurations previously investigated [1], an important step is to constrain lattice artifacts. Thus, we used for this the relatively straight-forward approach of [12] to determine the vertex function on a number of different lattice settings. The list of lattice setups is listed in table 1. Especially, the results are based on the unimproved Wilson action in minimal Landau gauge.

Table 1: Number and parameters of the configurations used, ordered by dimension, lattice spacing, and physical volume. See [12, 21] for technical details. Auto-correlation times of local observables have been monitored to ensure decorrelation. See [22] on details of how the lattice spacing was determined. Config. is the number of configurations. Tensor indicates whether this setting has been used to determine tree-level (tl) or non-tree-level (ntl) form factors.

d	N	β	a [fm]	a^{-1} [GeV]	L [fm]	config.	Tensor
3	40	3.18	0.246	0.802	9.84	77879	tl
3	60	3.18	0.246	0.802	14.8	67388	tl
3	80	3.18	0.246	0.802	19.7	57620	tl
3	32	3.60	0.210	0.940	6.71	33696	ntl
3	48	3.60	0.210	0.940	10.1	33696	ntl
3	64	3.60	0.210	0.940	13.4	33696	ntl
3	80	3.60	0.210	0.940	16.8	33696	ntl
3	32	4.00	0.184	1.07	5.89	33696	ntl
3	48	4.00	0.184	1.07	8.83	33696	ntl
3	64	4.00	0.184	1.07	11.8	33696	ntl
3	80	4.00	0.184	1.07	14.7	33696	ntl
3	32	4.40	0.164	1.20	5.24	33696	ntl
3	48	4.40	0.164	1.20	7.86	33696	ntl
3	64	4.40	0.164	1.20	10.5	33696	ntl
3	80	4.40	0.164	1.20	13.1	33696	ntl
3	40	5.61	0.123	1.60	4.92	86451	tl
3	60	5.61	0.123	1.60	7.38	62667	tl
3	80	5.61	0.123	1.60	9.84	58793	tl
3	40	10.5	0.0616	3.21	2.46	69093	tl
3	60	10.5	0.0616	3.21	3.70	69006	tl
3	80	10.5	0.0616	3.21	4.93	49202	tl
4	16	2.1306	0.246	0.800	3.94	63772	tl
4	24	2.1306	0.246	0.800	5.90	49600	tl
4	32	2.1306	0.246	0.800	7.87	44671	tl
4	16	2.3936	0.123	1.60	1.97	78668	tl
4	24	2.3936	0.123	1.60	2.95	70703	tl
4	32	2.3936	0.123	1.60	3.94	35256	tl
4	16	2.5977	0.0616	3.20	0.986	50940	tl
4	24	2.5977	0.0616	3.20	1.48	65792	tl
4	32	2.5977	0.0616	3.20	1.96	37327	tl

The form factors Γ^j are generally obtained [12] by projection and am-

putation as

$$\Gamma^j = \frac{\Gamma_{\mu\nu\rho abc}^{0j} \langle A_\mu^a A_\nu^b A_\rho^c \rangle}{\Gamma_{\alpha\beta\gamma def}^{0j} D_{\alpha\sigma}^{dg} D_{\beta\omega}^{eh} D_{\gamma\delta}^{fi} \Gamma_{\sigma\omega\delta ghi}^{0j}}.$$

Herein the D are the gluon propagators. They can be found in [1] for the range of lattice settings used here. The Γ^{0j} are suitable base tensors, of which four transverse ones are sufficient to determine the three-gluon vertex in Landau gauge completely [23]. Thus, the form factors Γ^j yield the deviations from the base tensors Γ^{0j} , where any constant prefactors can be absorbed judiciously into these base tensors. Here, the base tensor Γ^{00} will be the lattice tree-level tensor from [24], as was used in [12].

For the remaining three base tensors, we use the Bose-symmetric basis developed in [17, 21]. For the non-tree-level vertices we are primarily interested in an exploration of their low-momentum behavior. Due to asymptotic freedom, they should approach zero at sufficiently large momenta in three dimensions¹. Given the complexity in deriving the non-tree-level lattice form factor at leading perturbative order [24], which to our knowledge has not yet been calculated in three dimensions, we employ their continuum versions [17] instead, and only determine them up to $ap < 1$. It turns out that this is not a serious limitation, as above this momenta all of them are found for all considered momentum configurations to be consistent with zero within errors.

We consider thus the following three additional tensor structures [17]

$$\Gamma_{\mu\nu\rho}^{01}(p_1, p_2, p_3) = t_\mu^1 t_\nu^2 t_\rho^3 \quad (1)$$

$$\Gamma_{\mu\nu\rho}^{02}(p_1, p_2, p_3) = p_1^2 t_\mu^1 \delta_{\nu\rho} + p_2^2 t_\nu^2 \delta_{\rho\mu} + p_3^2 t_\rho^3 \delta_{\mu\nu} \quad (2)$$

$$\Gamma_{\mu\nu\rho}^{03}(p_1, p_2, p_3) = \omega_1 t_\mu^1 \delta_{\nu\rho} + \omega_2 t_\nu^2 \delta_{\rho\mu} + \omega_3 t_\rho^3 \delta_{\mu\nu} \quad (3)$$

$$t^1 = p_2 - p_3$$

$$t^2 = p_3 - p_1$$

$$t^3 = p_1 - p_2$$

$$\omega_1 = p_3^2 - p_2^2$$

$$\omega_2 = p_1^2 - p_3^2$$

$$\omega_3 = p_2^2 - p_1^2$$

using unimproved lattice momenta [21]. Note that for SU(2) the only color structure is the totally anti-symmetric Levi-Civita tensor, which is therefore suppressed. In contrast to the tree-level vertex, all of them have a larger mass dimension, due to the different momentum structure. This is taken care of when isolating the dimensionless form factors.

¹Note that there may be potentially logarithmic deviations, due to the fact that non-perturbative resummation in three dimensions does yield non-trivial additional corrections [25].

As in [12] introduced, we will consider three different momentum configurations. One is the symmetric one, in which all momenta are of equal magnitude. The second is the back-to-back configuration, in which one momentum vanishes. The third has two momenta at 90 degrees, but otherwise unconstrained. This last one is only considered for the tree-level form factor. Note that the form factors are all symmetric in all arguments, like the vertex itself. The choice of basis (1-3) has the consequence that for the symmetric configuration all but the Γ^1 form factor vanish for kinematical reasons [17].

3 Results

3.1 Tree-level form-factor in three dimensions

The results for the tree-level form factor in three dimensions are shown in figure 1. It is visible that at large momenta the form factor behaves as expected, and approaches one quickly above roughly 2 GeV. It is also visible that the form factor drops below zero around 300-500 MeV, relatively independent of the lattice parameters. However, lattice artifacts play a relevant role at low momenta. It is visible that an increase in volume at fixed discretization tends to make the form factor more negative, while a finer discretization at fixed volume tends to do the opposite. As a consequence, the results on the coarser lattices are systematically below the ones on the finer lattices in the infrared. This effect is statistically significant, and not a small effect.

We fitted each lattice setup by two ansätze

$$\Gamma_1(p^2) = 1 - a(p)^{-b} \quad (4)$$

$$\Gamma_2(p^2) = 1 - \frac{a^2}{p^2 + m^2}, \quad (5)$$

i. e. by a power-law ansatz and a dominant-pole ansatz, allowing explicitly for zero mass. The latter would be expected in a perturbative setting. None of the lattice setups show explicitly a flattening at small momenta, and thus we did not include a fit with a crossing of the zero momentum axis with flat slope.

We did the fits explicitly for the back-to-back momentum configuration and the symmetric momentum configuration. We included all points below 1 GeV momentum as well as all other points with less than 25% relative error in the fits. The fits become harder and harder on smaller volumes, as there is less and less distinction from the asymptotic constant behavior. We did not obtain reasonable fit results for the dominant-pole ansatz (5), but achieved very good fit-quality, with χ^2 values between 1 and 3 in most cases, with the power-law ansatz (4). This is strikingly different from the situation in presence of a Brout-Englert-Higgs effect [26], where (5) works excellent

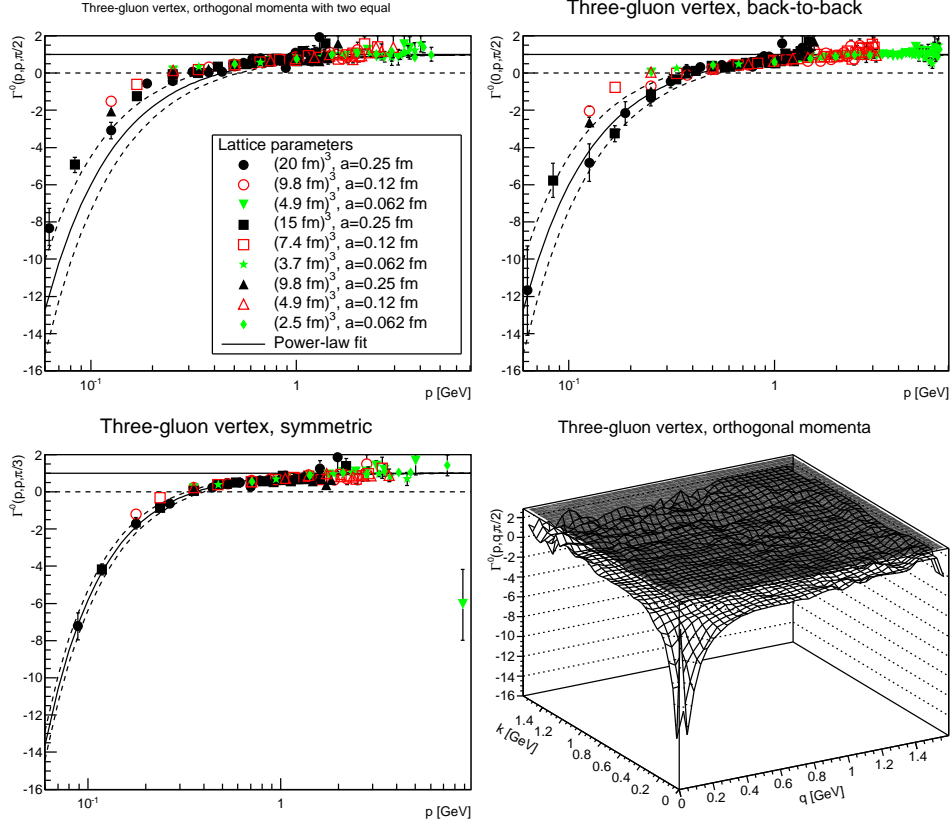


Figure 1: The three-gluon vertex tree-level form factor in three dimensions. The top-left panel shows a cut along the diagonal of the lower-right plot. The latter shows the situation with two momenta being orthogonal to each other, with interpolation of the data points for the largest volume at the coarsest discretization. The top-right panel shows the back-to-back momentum configuration and the bottom-left panel the symmetric momentum configuration. For momenta larger than 1 GeV only points with a relative error of less than 50% are shown. The fit (4) shown is to the largest volume in the symmetric configuration (bottom-left panel) and in the back-to-back configuration (top panels).

for the three-gluon vertex. We concentrate therefore in the following on the power-law ansatz (4). The fit is also shown in figure 1. It is also visible, by comparing the fit to a slightly different momentum configuration, that the parameters are angle-dependent.

This behavior is emphasized by plotting

$$\ln |1 - \Gamma^0|, \quad (6)$$

rather than the dressing function itself, against $\ln p$. Because of (4), this

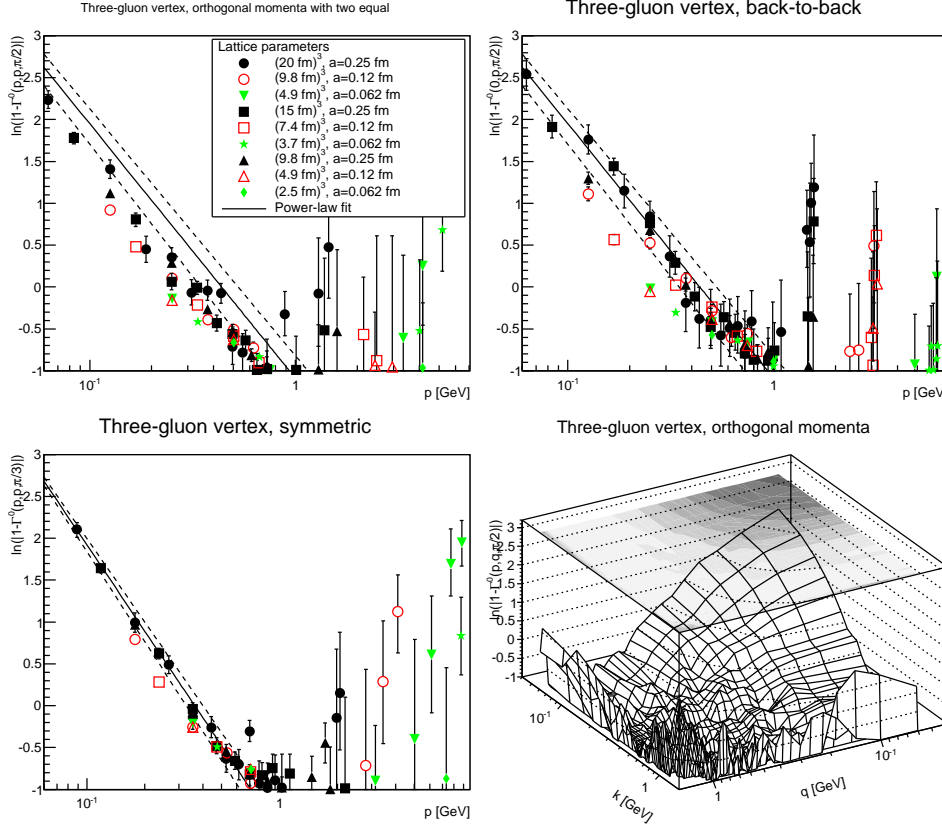


Figure 2: The three-gluon vertex tree-level form factor in three dimensions plotted as $\ln|1 - \Gamma^0|$. The top-left panel shows a cut along the diagonal of the lower-right plot. The latter shows the situation with two momenta being orthogonal to each other, with interpolation of the data points for the largest volume at the coarsest discretization. The top-right panel shows the back-to-back momentum configuration and the bottom-left panel the symmetric momentum configuration. Above 1 GeV only points with a relative error of less than 50% are shown. The fit is the same as in figure 1.

should yield a linear behavior in $\ln p$ at small momenta. This is indeed the case, as is visible in figure 2.

To allow for a continuum extrapolation, the fits have been done for all lattice settings. The results are shown in figure 3. The prefactor shows little dependence on the lattice parameters within uncertainty, but depends on the momentum configuration. This emphasizes a slight angular dependency of the form factor, as seen already in figures 1 and 2 where the fit from the back-to-back configuration does not too well describe the equal-momentum configuration at 90 degrees. The exponent is substantially volume-dependent, and in different ways for the different kinematic configurations. It has, within

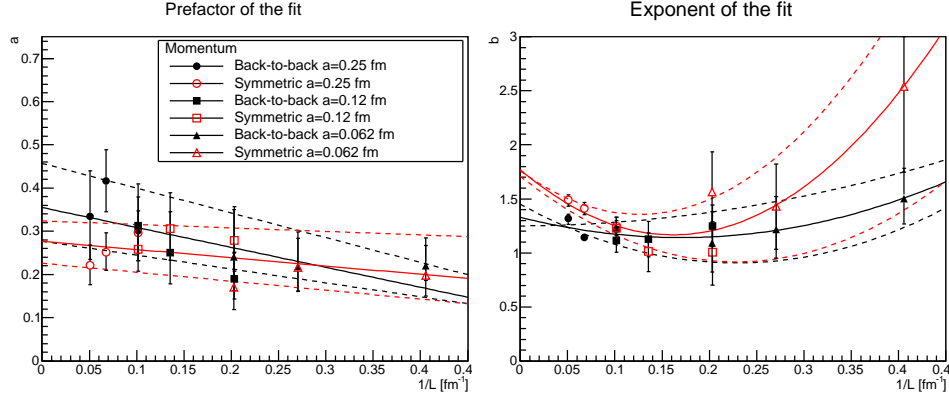


Figure 3: The fit parameters of (4) in 3 dimensions, together with a fit for the volume dependence. For the prefactor the fit is linear in the inverse lattice extent, and quadratic for the exponent.

errors, also not reached its infinite-volume behavior on the current lattice settings. The infinite-volume-extrapolated results for the back-to-back configuration and the symmetric configuration are

$$\begin{aligned}\Gamma_b &= 1 - 0.36(10)p^{-1.33(12)} \\ \Gamma_s &= 1 - 0.27(6)p^{-1.76^{+2}_{-6}},\end{aligned}$$

respectively. These extrapolated values also confirm the slight angular dependence. Note that the value of the exponent is well within errors below two, and thus too small for a massless pole behavior. It is even further below the prediction of a scaling behavior [27], which is larger than two. In addition, this yields a zero crossing at 485^{+32}_{-57} MeV in the symmetric configuration and 460^{+122}_{-116} MeV in the back-to-back configuration in the thermodynamic limit, slightly above the one on the largest volumes employed here.

3.2 Non-tree-level form-factors in three dimensions

The results for the non-tree-level form factors are shown in figure 4. Only in the symmetric case, where only one of them is potentially non-vanishing, any statistically substantial deviations from zero is visible. In the orthogonal case all non-tree-level form factors are within errors consistent with zero. However, this needs to be interpreted as upper limits only. Still, even if they are non-zero, they are substantially smaller than the tree-level form factor. This is in good agreement with results from functional studies [5, 6, 8, 9, 13–17].

The result in the symmetric case is still marginally compatible with a non-zero and negative value below roughly 500 MeV. It is still much smaller

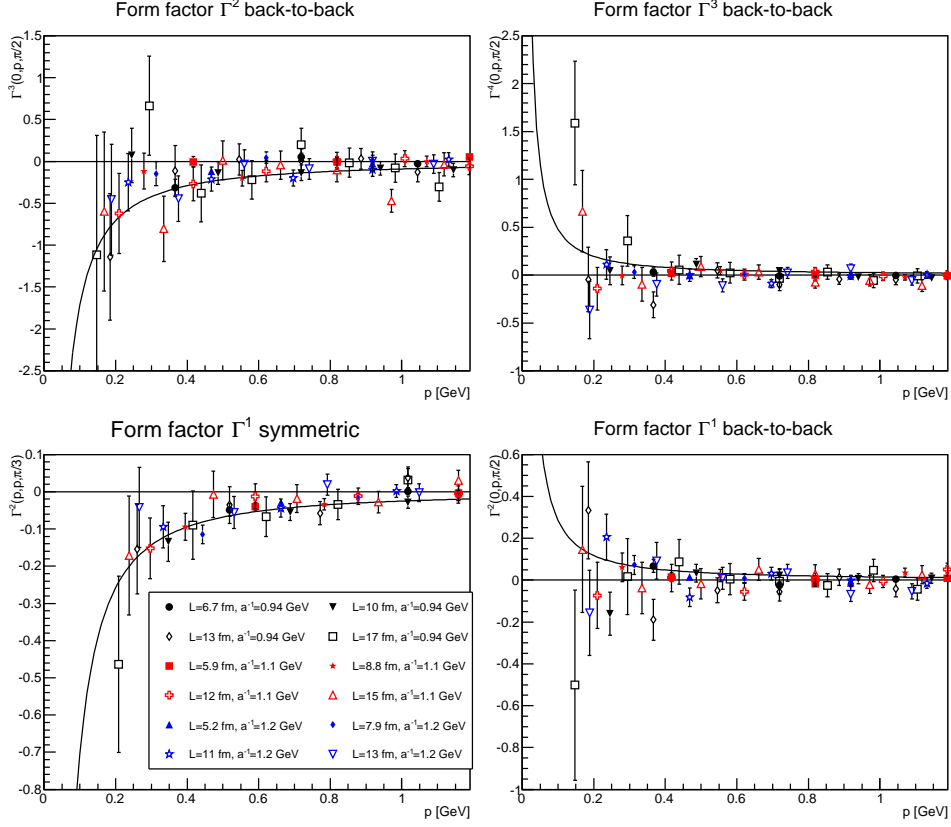


Figure 4: The non-tree-level form-factor of three-gluon vertex in three dimensions for the investigated momentum configurations. The symmetric case with only one non-trivially non-vanishing form factor is shown in the lower-left panel. The remainder are the three non-tree-level form factors in the back-to-back momentum configuration. The fits are discussed in the text.

than the tree-level form factor. Above this momentum, it is again too small to be resolved by the current statistics. The same form-factor shows in the back-to-back configuration an upward fluctuation below 500 MeV momentum.

Given the size of the fluctuations, these results strongly suggest that substantially more than an order of magnitude of statistics is necessary to have a chance of seeing a signal for any statistical sound non-zero behavior in the back-to-back case. This is also necessary in the symmetric case to obtain a statistically significant sound signal for a deviation from zero in the infrared. Thus, this needs to be postponed until such an amount of computing time becomes available for this purpose.

However, the behavior seen is indeed consistent with the same power-law

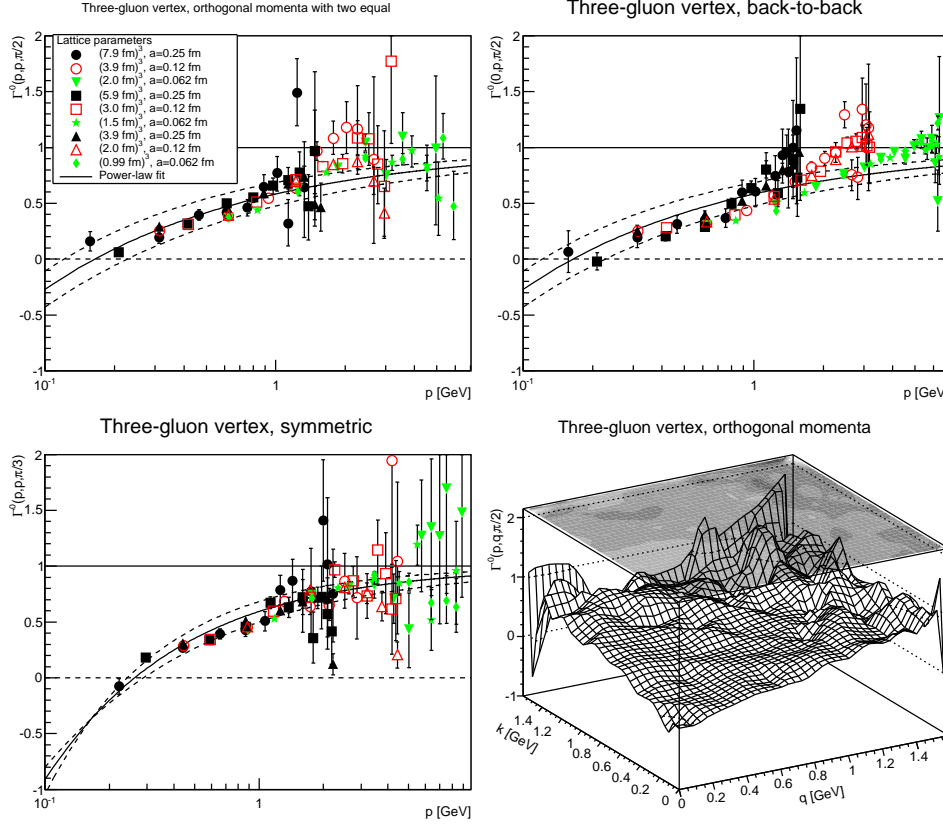


Figure 5: Same as in figure 1, but in four dimensions.

behavior as for the tree-level. This is indicated by the fits using the same exponents as in figure 1, and only adjusting the prefactor to -0.025 in the symmetric case and to 0.015, -0.09, and 0.025 in the back-to-back case for the three form factors. The only other change was to drop the tree-level one. This suggests that the qualitative behavior of all form factors are the same within the present statistical uncertainty, when the tree-level behavior is taken into account.

3.3 Tree-level form-factor in four dimensions

The four-dimensional case is much harder to assess, as the higher computational costs make it much harder to obtain the corresponding high statistics on large volumes. Still, it is possible to see whether the deviation from one towards small momenta can be as well described by the power-law fit (4) as in three dimension.

The results for the tree-level form factor are shown in figure 5. There are two distinct behaviors.

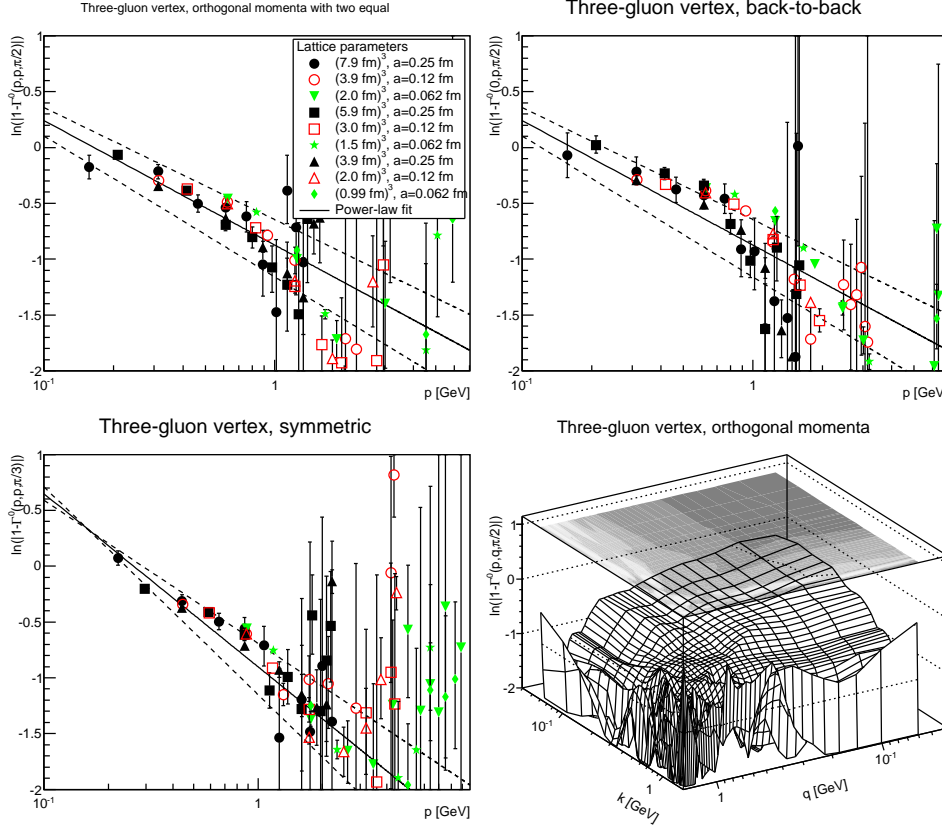


Figure 6: Same as in figure 2, but in four dimensions.

One is in the ultraviolet. There, a distinct dependency on the lattice spacing is observable in the back-to-back configuration, which is not present in the other momentum configurations. Though not visible on the scale of figure (1) it is also present in three dimensions. A similar observation of pronounced discretization-dependency was also made for the ghost-gluon vertex [1] and (quenched) scalar-gluon vertices [28]. It therefore appears to be a rather general feature of the back-to-back configuration. Therefore, this momentum configuration is not as suitable to extract ultraviolet properties than as, say, the symmetric momentum configuration.

As is visible in figure 5 no statistically significant zero-crossing is observed. The infrared behavior is again better emphasized by the transformed form (6). The behavior towards small momenta, as is visible in figure 6, is indeed consistent with a power-law-like deviation from one, as described by (4). Again, the results exhibit a slight angular dependency.

Performing the fits in the same way as in three dimensions yields the fit parameters shown in figure 7. Again no pronounced dependency on the discretization is observed. The infinite-volume limits of the fits are also

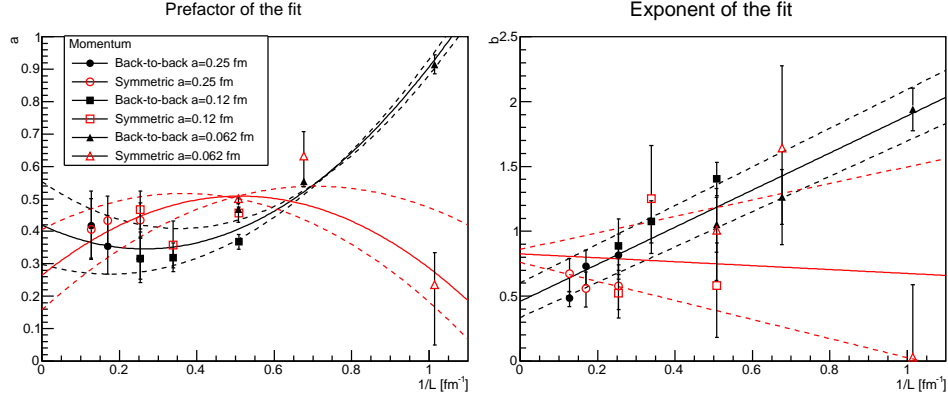


Figure 7: The fit parameters of (4) in 4 dimensions, together with a fit for the volume dependence. For the prefactor the fit is quadratic in the inverse lattice extent, and linear for the exponent.

again different for different angles, and are found to be

$$\begin{aligned}\Gamma_b &= 1 - 0.42(14)p^{-0.46(14)} \\ \Gamma_s &= 1 - 0.27^{+14}_{-12}p^{-0.83^{+4}_{-8}},\end{aligned}$$

which correspond to an expected zero crossing at 151^{+20}_{-17} MeV and 201^{+106}_{-84} MeV for the back-to-back momentum configuration and the symmetric momentum configuration, respectively. In these momenta ranges the results in figure 5 are indeed compatible with zero within statistical uncertainty. Hence, the four dimensional form factor shows qualitatively the same behavior as in three dimensions, though with a substantially smaller exponent. This is in as far interesting, as this implies a decrease of the exponent from about 2.2 to roughly 1.5 and 0.6 from two to four dimensions, crossing somewhere between two and three dimensions the expected behavior for a massless pole. These findings are consistent with those for SU(3) Yang-Mills theory and QCD [11, 29] and other results [5, 6, 8, 9, 13–17, 19].

4 Conclusions

In summary, we presented the most comprehensive study of the three-gluon vertex in three dimensions to date. We established an unambiguous zero crossing of the tree-level form factor and find substantial evidence in favor of an infrared divergence with a strength slightly less than that expected from a massless pole. We also presented the first investigation of non-tree-level form factors in three dimensions, and find them to be of negligible size in comparison to the tree-level form factor above roughly 500 MeV.

Towards the infrared, we find hints of a similar qualitative behavior as for the tree-level form factor, though with an order of magnitude suppression.

In addition we find evidence that in four dimensions a similar qualitative dependency prevails, though with a much weaker infrared divergence. Consequently, we do not yet reach deep enough into the infrared to establish a zero crossing unambiguously, but could establish the momentum range in which this should occur. As the infrared turns out to be little affected by discretization this suggests that relatively coarse lattices of order 48^4 with high statistics should be able to establish a zero crossing reliably, if it is indeed there. This is, however, beyond our current capacity.

We find therefore evidence that the critical infrared exponent decreases quickly with dimensionality, crossing the massless-pole value somewhere between two and three dimensions. The actual strength, i. e. prefactor, is however remarkably similar in all dimensions. We also find evidence for a slight quantitative angle-dependency of the form factors. Also, we find that the back-to-back configuration suffers, as with all other investigated vertices so far, from substantial discretization artifacts in the ultraviolet. This suggests to use other momentum configurations exclusively to investigate the high-momentum features, like anomalous dimensions.

Acknowledgments

M. V. was supported by the FWF under grant number J3854. The computations have been performed on the HPC clusters at the University of Graz and we are grateful for its fine operation.

References

- [1] A. Maas, (2019), 1907.10435.
- [2] A. Maas, Phys. Rep. **524**, 203 (2013), 1106.3942.
- [3] A. Maas, Phys. Rev. **D75**, 116004 (2007), 0704.0722.
- [4] A. Cucchieri, A. Maas, and T. Mendes, Phys. Rev. **D77**, 094510 (2008), 0803.1798.
- [5] M. Q. Huber, (2020), 2003.13703.
- [6] L. Corell, A. K. Cyrol, M. Mitter, J. M. Pawłowski, and N. Strodthoff, SciPost Phys. **5**, 066 (2018), 1803.10092.
- [7] B. Mintz, L. Palhares, S. Sorella, and A. Pereira, Phys. Rev. D **97**, 034020 (2018), 1712.09633.

- [8] A. K. Cyrol, L. Fister, M. Mitter, J. M. Pawłowski, and N. Strodthoff, Phys. Rev. **D94**, 054005 (2016), 1605.01856.
- [9] M. Q. Huber, Phys. Rev. **D93**, 085033 (2016), 1602.02038.
- [10] A. Sternbeck and M. Müller-Preussker, Phys. Lett. **B726**, 396 (2012), 1211.3057.
- [11] A. Sternbeck *et al.*, PoS **LATTICE2016**, 349 (2017), 1702.00612.
- [12] A. Cucchieri, A. Maas, and T. Mendes, Phys. Rev. **D74**, 014503 (2006), hep-lat/0605011.
- [13] A. Aguilar *et al.*, Eur. Phys. J. C **80**, 154 (2020), 1912.12086.
- [14] A. Aguilar, M. Ferreira, C. Figueiredo, and J. Papavassiliou, Phys. Rev. D **99**, 094010 (2019), 1903.01184.
- [15] A. L. Blum, R. Alkofer, M. Q. Huber, and A. Windisch, EPJ Web Conf. **137**, 03001 (2017), 1611.04827.
- [16] A. Blum, M. Q. Huber, M. Mitter, and L. von Smekal, Phys. Rev. **D89**, 061703 (2014), 1401.0713.
- [17] G. Eichmann, R. Williams, R. Alkofer, and M. Vujanovic, Phys. Rev. **D89**, 105014 (2014), 1402.1365.
- [18] A. Athenodorou *et al.*, Phys. Lett. **B761**, 444 (2016), 1607.01278.
- [19] A. G. Duarte, O. Oliveira, and P. J. Silva, Phys. Rev. **D94**, 074502 (2016), 1607.03831.
- [20] A. K. Cyrol, M. Q. Huber, and L. von Smekal, Eur. Phys. J. **C75**, 102 (2015), 1408.5409.
- [21] M. Vujanovic and T. Mendes, Phys. Rev. D **99**, 034501 (2019), 1807.03673.
- [22] A. Maas, Phys. Rev. **D91**, 034502 (2015), 1402.5050.
- [23] J. S. Ball and T.-W. Chiu, Phys. Rev. **D22**, 2550 (1980).
- [24] H. J. Rothe, *Lattice gauge theories: An Introduction* (World Sci. Lect. Notes Phys., 2005).
- [25] R. Jackiw and S. Templeton, Phys. Rev. **D23**, 2291 (1981).
- [26] A. Maas, S. Raubitzek, and P. Törek, Phys. Rev. **D99**, 074509 (2019), 1811.03395.

- [27] M. Q. Huber, R. Alkofer, C. S. Fischer, and K. Schwenzer, Phys. Lett. **B659**, 434 (2008), 0705.3809.
- [28] A. Maas, Phys. Rev. D **99**, 114503 (2019), 1902.10568.
- [29] A. Sternbeck, EPJ Web Conf. **137**, 01020 (2017), 1612.06106.