

# Suffocating Fire Sales

Nils Detering\*, Thilo Meyer-Brandis†, Konstantinos Panagiotou†, Daniel Ritter†

March 11, 2022

## Abstract

Fire sales are among the major drivers of market instability in modern financial systems. Due to iterated distressed selling and the associated price impact, initial shocks to some institutions can be amplified dramatically through the network induced by portfolio overlaps. In this paper we develop models that allow us to investigate central characteristics that drive or hinder the propagation of distress. We investigate single systems as well as ensembles of systems that are alike, where similarity is measured in terms of the empirical distribution of all defining properties of a system. This asymptotic approach ensures a great deal of robustness to statistical uncertainty and temporal fluctuations, and we give various applications. A natural characterization of systems resilient to fire sales emerges, and we provide explicit criteria that regulators may exploit in order to assess the stability of any system. Moreover, we propose risk management guidelines in form of minimal capital requirements, and we investigate the effect of portfolio diversification and portfolio overlap. We test our results by Monte Carlo simulations for exemplary configurations.

## 1 Introduction

The inevitably complex structure of dependencies among institutions is one of the most defining characteristics of the modern financial environment. This complexity is visible on multiple levels, including for example the intricate distribution of corporate obligations and also the – sometimes significant – overlap in the asset holdings of the participating institutions. While this tremendous blend of dependencies and interactions provides the members with a great number of opportunities, it is also the source of an enormous threat: the interlocking and pervasive structures make the system in large parts or even as a whole fragile to possible initial local shock events. The problem of modeling, understanding, and managing this notion of *systemic risk* has been an important research topic, and it has become particularly prominent after the strike of the global financial crisis in the years 2007/08.

One of the first papers in the context of financial mathematics to address systematically the effect of – what they termed – cyclical dependencies among the market participants was the seminal work by [18]. They considered the channel of default contagion, that is, the successive propagation of balance-sheet insolvency across financial institutions, and showed, among other results, that under mild assumptions a unique clearing vector exists that clears the obligations of all members. From today’s viewpoint, however, it is well understood that there are various other important channels of contagion. For instance, in his book [25] lists *Asset Correlation*,

---

\*Department of Statistics and Applied Probability, University of California, Santa Barbara, CA 93106, USA. Email: [detering@pstat.ucsb.edu](mailto:detering@pstat.ucsb.edu)

†Department of Mathematics, University of Munich, Theresienstraße 39, 80333 Munich, Germany. Emails: [meyerbra@math.lmu.de](mailto:meyerbra@math.lmu.de), [kpanagio@math.lmu.de](mailto:kpanagio@math.lmu.de) and [ritter@math.lmu.de](mailto:ritter@math.lmu.de)

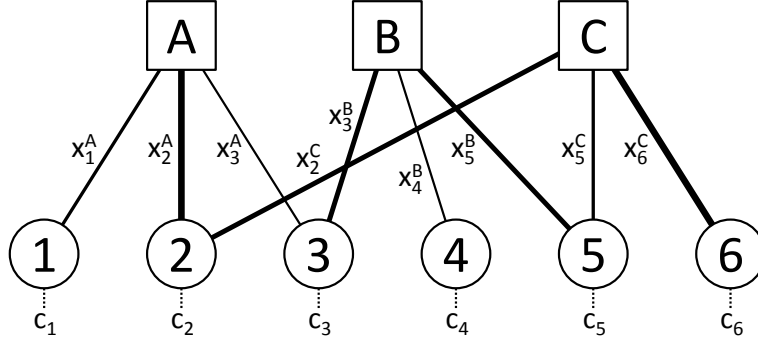


Figure 1: An illustration of a system with  $n = 6$  financial institutions (circles) and  $M = 3$  assets (squares). Edges represent investments of the institutions in the assets and their thickness indicates the investment volume  $x_i^m$ . Furthermore, capitals  $c_i$  are attached to the institutions.

*Default Contagion*, *Liquidity Contagion* and *Asset Fire Sales* as the four main channels of direct and indirect default propagation.

Here we focus on the fire sales channel, which is widely accepted as one of the main drivers of market instability, see below for many related papers. The underlying dynamics that we consider are defined abstractly as follows. Consider a system of institutions that are invested in certain assets, see also Figure 1, where each institution  $i$  is equipped with some initial capital (equity)  $c_i$  and holds some number  $x_i^A$  of shares of an asset  $A$ . The portfolios of the institutions may therefore overlap, and the dependencies are quantified by the collection of the  $x_i^A$ 's. Then, as a reaction to some initial shock event, one or more of the institutions sell according to an individual strategy a non-negligible number of shares of their assets. These sales may cause a decline of the assets' share prices and all investors in the sold assets incur losses in their portfolio values. This may start another round of asset sales, possibly on an extended set of assets, again reducing share prices and so on. By this iterative process the initial stress is propagated through the system and can be amplified considerably. In particular, institutions who were spared from the initial shock can get into trouble, if their portfolios overlap with those of distressed investors.

**Related Work** Various approaches have been developed to model and understand the impact of fire sales. The works [11, 31, 33] extend the classical setting from [18] for given financial networks so that various aspects of fire sales are incorporated. [9] use a branching process approximation to model fire sales, and they find that the system is stable when certain market parameters are below a critical value that they specify. [26] study the benefits and disadvantages of overlapping portfolios not only from the perspective of single institutions, but also for the market as a whole. An important consequence of their model is that there may arise a divergence between private and social welfare depending on the various statistical features that they consider. Alike and related considerations are also made in [5], where a small number of assets is considered, and in [32], where using a microfounded model it is shown that the risk of joint liquidation motivates institutions to create heterogeneous portfolios. A related setting for reinsurance markets with overlapping insured objects is analyzed by [28]. [14] analyze the impact of fire sales on asset price dynamics and correlation in continuous time. In [15], extending and building upon work of [27], they further describe the impact of the liquidation of large portfolios on the covariance structure of asset returns and provide a quantitative explanation for spikes in volatility and correlations observed.

Apart from the theoretical work there is a significant amount of empirical studies that consider the effect of fire sales, develop viable models and propose measures to capture quanti-

tatively their effects. In [23] the topology of the network of common asset holdings is analyzed and [7] propose a network representation to quantify the interrelations induced by common asset holdings. [12] develop a stress testing framework for fire sales and propose indices of centrality for institutions participating in a fire sales process in [13]. There are several works that develop exposure- and market-based measures to depict the effect of fire sales. For example, [22] use the scalar product of two portfolios' weights, and [29] use the so-called absorption ratio, the degree of variation induced by the first principal components of asset returns, to measure dependence between different sources of risk in a portfolio. Additional measures are constructed from a statistical analysis of the equity returns of institutions, as in [1, 8, 2].

**Our Results & Perspective** In this paper we study various aspects of fire sales, in particular regarding its modeling and the associated risk management.

*The Deterministic Model.* As already mentioned, the underlying parameters of our model associate to each institution  $i$  a capital  $c_i$  and to each pair  $(i, A)$  of an institution  $i$  and an asset  $A$  a number  $x_i^A$  of shares of  $A$  that  $i$  holds. Apart from that, we equip each institution  $i$  with an abstract strategy  $\rho$  that dictates how many of the held shares are sold in case of losses, and we assume that there is a function  $h$  that determines the impact of the ongoing sales to the prices of the shares. In contrast to previous works we only impose minimal assumptions at this point: the “strategy function”  $\rho$  is right-continuous and non-decreasing – the more the price drops the more shares are pushed off – and the “price impact function”  $h$  is continuous and non-decreasing – the more shares are sold the more the price drops. Thus, the basic setting that we consider is quite flexible and it enables us to model various different scenarios and strategies for the institutions. Given all these parameters, one of our main results, given in Section 3 (in an auxiliary model) and 4, describes the eventual loss caused by the initial stress (initial losses  $\ell_i$  for institution  $i$ ) in the system. Let us remark that we only consider dynamics provoked by price impact of sold shares, assuming that exogenous price changes are negligible over the short period of time in which the fire sales take place (unlike for example as in [14]).

Let us also remark at this point that in this paper we work with the *actual* losses incurred in each round of the fire sales process, which makes the model complex and its dynamics quite involved. To the best of our knowledge and in direct comparison with previous works, this is the first model that considers the actual losses instead of using upper bounds and approximations that are easier to handle.

*The Stochastic Model.* The results described so far enable us for any given set of institutions and assets equipped with all relevant parameters to determine for each institution the final loss incurred by fire sales. Thus, they are readily applicable to given systems. However, we are interested in a more fundamental question: what are the important underlying structures that propel the process of fire sales? In other words, which system characteristics favor the emergence of large fire sales cascades, and which ones prohibit them? Going even one step further, we want to understand how large cascades can be prevented, for example by determining minimal capital requirements for all institutions, so that the system as a whole is resilient to small initial shocks.

The main contribution of this paper is a qualitative and quantitative answer to these questions, where we proceed as follows. Instead of restricting our attention only to a single system, we consider an *ensemble* of systems that share common characteristics. This “structural resemblance” is measured in terms of the joint empirical distribution of all parameters that we consider: the capital of each institution, the number of shares of each asset that it holds and the initial losses that it suffers. Equivalently, it is the distribution of a vector  $(\mathbf{X}, C, L)$ , where  $C$  is the capital,  $L$  is the initial loss, and  $\mathbf{X}$  the vector of the number of shares (there is one component for each asset) of an institution *drawn uniformly at random* among all institutions

in the system. The route that we take is thus to depart from any particular system and to describe it solely by the distribution of the vector  $(\mathbf{X}, C, L)$ ; hence we view any given system as a typical realization of a random experiment where the asset holdings, the capital and the initial loss of each institution are independent samples from  $(\mathbf{X}, C, L)$ . Similar to the deterministic model, we describe in Section 2 for this stochastic model the final state of the system after the fire sales cascade is completed.

This approach constitutes a (further) key difference between our work and the previous literature on fire sales. By reducing any particular system to its bare bone characteristics, we obtain robustness and flexibility. For example, moderate uncertainties of the precise system configuration are absorbed. Moreover, our model is applicable to various configurations under the premise that these are typical samples of some given distribution – this puts us in a position to study future configurations or to develop system architectures that are resilient to fire sales. Finally, the model can readily be calibrated based on the empirical distribution of the asset holdings of the institutions in any given system.

The setting considered here is related to a prominent approach in a different community, namely the study of *random graphs/networks*. There, sequences of networks with alike statistical properties are studied, and the long term behavior is investigated. This approach was also used recently to study default contagion in the financial mathematics community, see the papers [3, 16, 17]. Some of our results are similar in nature, but the process that we consider has entirely different dynamics.

*Risk Management.* More than a mere description of the fire sales process, it is a central objective to identify unstable system configurations and to devise measures to prevent disastrous fire sales cascades. A common approach taken in the literature and in the works already cited is to specify certain parameters, for example shock sizes and quantiles of the final damage, that are admissible for a system to pass a stress test.

The stochastic model studied here enables us to develop an attractive supplement and alternative to those approaches, as it puts us in the position to define in a natural and *parameter-free* way a notion of resilience (stability) of a given system. More specifically, in Section 2.2 we call a system non-resilient if an arbitrary shock (*no matter* how small it is) leads to a cascade with the consequence that eventually a positive fraction of assets are sold, i.e. there exists a *positive lower bound* (which is given explicitly) for the total fraction of assets sold, independent of the size and nature of the initial shock. Note that this definition makes no sense for any given finite system – the outcome of the process may depend on the precise specification of the  $c_i$  and  $x_i^A$  – but here the effect of the stochastic model is greatly beneficial: we do not consider a system with a given number of institutions, but rather all systems where the empirical distribution of the asset holdings, capital and initial loss is (close to) the distribution of  $(\mathbf{X}, C, L)$ . In this setting, (non-)resilience is a property solely of  $(\mathbf{X}, C, L)$  that may become apparent only for large systems; however, we demonstrate in Section 5.2 that the behavior converges rather quickly and the results are a good approximation already for systems of moderate size.

Finally, as an application we are able to derive in Section 5.1 explicit capital requirements that ensure stability of the system, which are of fundamental interest to regulators. It turns out that for each institution this capital buffer is solely based on its own asset holdings, thus ensuring full transparency and fairness, which is an essential question to address when determining the systemic riskiness of the involved institutions. We want to stress again at this point that the particular feature of our model is that the requirements are independent of any chosen additional parameters. As a further application, in Section 5.2 our tools allow us to quantify the effects of portfolio diversification and similarity, thus contributing to the latest discussions in the literature, see [5, 20, 26, 32] for example.

**Outline** In Section 2 we present our model of fire sales, we introduce the aforementioned notion

of resilience and outline our main results. Section 3 deals with the analysis of an auxiliary model, which is rather pessimistic and overestimates the losses for all institutions. The advantage of this model is that it is much easier to study, in particular we can derive bounds for several relevant parameters (like the total number of sold assets) in terms of a solution of a fixed-point equation. Then, in Section 4 we build the bridge between the two models, and in particular we derive abstract and explicit criteria that guarantee resilience for the fire sales model. Section 5 deals with applications of the developed theory and provides simulations, as outlined in the previous paragraph. The paper closes with a conclusion that summarizes future research directions, in particular the problem of applying our results to systems of moderate size. All proofs that are omitted in the main part and some generalized results can be found in the Section 7.

## 2 Model, Resilience and Overview of the Results

In this section we define our model for fire sales, we introduce the parameters that we study and then we outline the results that we obtain.

### 2.1 The Fire Sales Process

**Model Parameters** We consider a financial system consisting of  $n \in \mathbb{N}$  institutions that can invest in  $M \in \mathbb{N}$  different (not perfectly liquid) assets or asset classes. That is, to each institution  $i \in [n] := \{1, \dots, n\}$  we assign a number  $x_i^m \in \mathbb{R}_{+,0}$  of held shares of asset  $m \in [M]$  (or any other index set of size  $M$ ). See Figure 1 for an illustration. Further, we denote by  $c_i \in \mathbb{R}_+$  the initial capital of institution  $i$  (for example the equity for leveraged institutions or the portfolio value for institutions that exclusively invest in assets) and we assume that it incurs exogenous losses  $\ell_i \in \mathbb{R}_{+,0}$  due to some shock event. In the case of a market crash for instance, it could be that  $\ell_i = \sum_{1 \leq m \leq M} x_i^m \delta^m p^m$ , where  $p^m$  denotes the initial price of one share of asset  $m \in [M]$  and  $\delta^m \in (0, 1]$  is the relative price shock on the asset. Furthermore, let the empirical distribution  $F_n : \mathbb{R}_{+,0}^M \times \mathbb{R}_{+, \infty} \times \mathbb{R}_{+,0} \rightarrow [0, 1]$  of the institutions' parameters be denoted by

$$F_n(\mathbf{x}, c, \ell) = n^{-1} \sum_{i \in [n]} \mathbf{1}\{x_i^1 \leq x^1, \dots, x_i^M \leq x^M, c_i \leq c, \ell_i \leq \ell\} \quad (2.1)$$

and let in the following  $(\mathbf{X}_n, C_n, L_n)$  be a random vector with distribution  $F_n$ .

**Asset Sales** We assume that due to the exogenous losses some of the institutions are forced to liquidate parts of their asset holdings in order to comply with regulatory or market-imposed constraints (e.g. leverage constraints), self-imposed risk preferences and policies to adjust the portfolio size, or to react to investor redemption. These sales are described by a non-decreasing function  $\rho : \mathbb{R}_{+,0} \rightarrow [0, 1]$  such that each institution  $i \in [n]$  incurring a loss of  $\Lambda$  sells  $x_i^m \rho(\Lambda/c_i)$  of its shares of asset  $m$ . The fraction  $\Lambda/c_i$  describes the relative loss of institution  $i$  measured against its initial equity. It is hence sensible to assume that

$$\rho(0) = 0, \quad \rho(u) \leq 1 \text{ and } \rho(u) = \rho(1) \text{ for all } u \geq 1.$$

If at default of an institution the whole portfolio is to be liquidated, then  $\rho(1) = 1$ . In general, however, the remaining assets at default may be frozen by the insolvency administrator and only be sold to the market on a longer time scale. In this case,  $\rho(1) = \lim_{u \rightarrow 1-} \rho(u) \in [0, 1]$ . Our assumptions on  $\rho$  are rather mild and allow for a flexible description of various scenarios. A concrete and simple but useful example for a sales function is given by  $\rho(u) = \mathbf{1}\{u \geq 1\}$ , which describes complete liquidation of the portfolio at default (if the institution is leveraged) resp. dissolution. Other more involved examples, derived from various types of leverage constraints or

considering different parameters, can be found in Section 7.3.

Some remarks are in place here. First, to simplify the exposition and the notation in the main part we restrict our analysis to continuous  $\rho$ , and we refer to Section 7, where we provide proofs of all our results in full generality. Second, it is possible to consider an even more general model in which we choose different sale functions  $\rho^m$  for the assets  $m \in [M]$ . It is then possible to replace the scalar function  $\rho(u)$  by the diagonal matrix  $\text{diag}(\rho^1(u), \dots, \rho^M(u))$  in all forthcoming considerations, so as to highlight different aspects, like liquidity constraints. Further, we may partition the set of institutions into different types (banks, insurance companies, hedge funds, ...) and choose different  $\rho$  or  $\rho^m$  for each type. Finally, our proofs in this article also work for arguments (of  $\rho$ ) other than  $\Lambda/c_i$  (where  $\Lambda$  are the losses), but for the sake of simplicity we stick to this particular form.

**Price Impact** Since the assets are not perfectly liquid (the limit order book has finite depth), the sales of shares triggered by the exogenous shock cause prices to descent. This on the other hand causes further losses for all the institutions invested in the assets due to mark-to-market accounting. We model the price loss of asset  $m \in [M]$  by a continuous function  $h^m : \mathbb{R}_{+,0}^M \rightarrow [0, 1]$  that is non-decreasing in each coordinate. That is, if  $\mathbf{y} = (y^1, \dots, y^M) \in \mathbb{R}_{+,0}^M$  and  $ny^m$  shares of asset  $m$  have been sold in total, then we assume that the price of  $m$  drops by  $h^m(\mathbf{y})$ .

Note the relative parametrization with the number of institutions  $n$ , where we assumed that  $ny^m$  (instead of  $y^m$ ) shares of asset  $m$  are sold. For fixed  $n$  this is arbitrary; however, in due course we will consider the stochastic model (see Assumption 2.1 below), and this parametrization will turn out to be rather convenient to state our results. In particular, it reflects the fact that the market depth scales with the number of institutions involved.

**Fire Sales** The fire sales process that we consider combines all previous ingredients. Triggered by some exogenous event the institutions start selling a portion of their assets and drive down the prices. Due to mark-to-market effects, this means that institutions experience further losses and are forced into further sales. This iterative process continues until the system stabilizes and no further sales, losses and price changes occur. More specifically, let us denote by  $\boldsymbol{\tau}_{(k)} = (\tau_{(k)}^j)_{1 \leq j \leq M}$  the vector of cumulatively sold shares at the beginning of round  $k \in \mathbb{N}$ , that is, the number of actually sold shares in round  $k$  is  $\boldsymbol{\tau}_{(k+1)} - \boldsymbol{\tau}_{(k)}$  and, obviously,  $\boldsymbol{\tau}_{(1)} = \mathbf{0}$ . Moreover, for each bank  $i \in [n]$  and any round  $k$  let

- $\mathbf{x}_{i,k} = (x_{i,k}^j)_{1 \leq j \leq M}$  be the number of shares that  $i$  holds at the beginning of round  $k$ ;
- $\ell_{i,k}$  be the total loss of  $i$  accumulated until the beginning of round  $k$ .

From these definitions we readily obtain that the number of shares held at the beginning of round  $k$

$$\mathbf{x}_{i,1} = \mathbf{x}_i, \quad \mathbf{x}_{i,k} = \mathbf{x}_i(1 - \rho(\ell_{i,k-1}/c_i)) \quad i \in [n], k \geq 2, \quad (2.2)$$

and the total number of sold shares

$$\boldsymbol{\tau}_{(1)} = \mathbf{0}, \quad \boldsymbol{\tau}_{(k)} = \sum_{i \in [n]} \mathbf{x}_i \rho(\ell_{i,k-1}/c_i), \quad k \geq 2. \quad (2.3)$$

Moreover, from the specification of the fire sales process we obtain (see also for a justification after the display) that

$$\ell_{i,k} = \ell_i + \mathbf{x}_{i,k} h(\boldsymbol{\tau}_{(k)}/n) + \sum_{\ell=1}^{k-1} (\mathbf{x}_{i,\ell} - \mathbf{x}_{i,\ell+1}) h(\boldsymbol{\tau}_{(\ell)}/n), \quad i \in [n], k \in \mathbb{N}, \quad (2.4)$$

as in the beginning of round  $k$  there remain  $\mathbf{x}_{i,k}$  shares which are affected with a price impact of  $h(\boldsymbol{\tau}_{(k)}/n)$ , and in any preceding round  $1 \leq \ell \leq k-1$  the number of sold shares is  $\mathbf{x}_{i,\ell} - \mathbf{x}_{i,\ell+1}$

sold with a loss of  $h(\tau_{(\ell)}/n)$ . Thus, by induction  $(\tau_{(k)})_{k \in \mathbb{N}}$  is non-decreasing componentwise and bounded by  $\sum_{i \in [n]} \mathbf{x}_i$ . The limit

$$n\psi_n := \lim_{k \rightarrow \infty} \tau_{(k)}, \quad (2.5)$$

that is, the vector of finally sold shares, exists. In addition to  $\psi_n$  we will also be interested in the number of defaulted institution given by  $\mathcal{D}_n := \{i \in [n] : \lim_{k \rightarrow \infty} \ell_{i,k} \geq c_i\}$  and hence

$$n^{-1}|\mathcal{D}_n| = n^{-1} \sum_{i \in [n]} \mathbf{1}\{\lim_{k \rightarrow \infty} \ell_{i,k} \geq c_i\}. \quad (2.6)$$

The set  $\mathcal{D}_n$  provides additional information about the vulnerability of the financial system and the impact of fire sales on leveraged institutions such as banks or hedge funds. This completes the description of the model for fire sales that we study here.

## 2.2 Ensembles of Systems – The Stochastic Model and Resilience

Up to now we have described the fire sales process in any specific (finite) system. Our aim is, however, to understand qualitatively how and which characteristics of a system promote or hinder the spread of fire sales. As portrayed in detail in the introduction, in the following we thus consider an ensemble of systems that are similar in the sense that they all share some (observed) statistical characteristics. This similarity is measured in terms of the most natural parameters, namely the joint empirical distribution function (2.1) of the asset holdings, the capital/equity, and the initial losses. In particular, we assume that we have a collection of systems with a varying number  $n$  of institutions with the property that the sequence  $(F_n)_{n \in \mathbb{N}}$  stabilizes, i.e., has a limit. Additionally, we assume convergence of the average asset holdings to a finite value; this is a standard assumption avoiding condensation of the distribution of the asset holdings.

**Assumption 2.1.** *Let  $M \in \mathbb{N}$ . For each  $n \in \mathbb{N}$  consider a system with  $n$  institutions and  $M$  assets specified by sequences  $\mathbf{x}(n) = (\mathbf{x}_i(n))_{1 \leq i \leq n}$  of asset holdings,  $\mathbf{c}(n) = (c_i(n))_{1 \leq i \leq n}$  of capitals and  $\ell(n) = (\ell_i(n))_{1 \leq i \leq n}$  of exogenous losses. Let  $F_n$  be the empirical distribution function of these parameters for  $n \in \mathbb{N}$  (as in (2.1)) and let*

$$(\mathbf{X}_n, C_n, L_n) = ((X_n^1, \dots, X_n^M), C_n, L_n) \sim F_n.$$

*Then assume the following.*

- (a) **Convergence in distribution:** *There is a distribution function  $F$  such that as  $n \rightarrow \infty$ ,  $F_n(\mathbf{x}, y, z) \rightarrow F(\mathbf{x}, y, z)$  at all continuity points of  $F$ .*
- (b) **Convergence of means:** *Let  $(\mathbf{X}, C, L) = ((X^1, \dots, X^M), C, L) \sim F$ . Then as  $n \rightarrow \infty$ ,*

$$\mathbb{E}[X_n^m] \rightarrow \mathbb{E}[X^m] < \infty, \quad m \in [M].$$

An ensemble of systems satisfying Assumption 2.1 will be called an  $(\mathbf{X}, C)$ -system with initial shock  $L$  in the sequel. A particular and probably the most relevant scenario is as follows. Suppose that the distribution  $F$  is specified, for example by considering a real system. Then, for each  $n \in \mathbb{N}$  we construct a system by assigning to each institution  $i \in [n]$  independently asset holdings, capital and losses sampled from  $F$ . Then, by the strong law of large numbers, with probability 1, the sequence of systems we obtain satisfies Assumption 2.1. As in the (deterministic) model our aim is to describe in this broader setting the final state of the system. As institutions without any asset holdings play no role in the process and can be removed, we shall assume that  $\mathbb{P}(X^1 = 0, \dots, X^M = 0) = 0$ .

In order to simplify the presentation in the main part of this article we assume that the sales function is strictly increasing around 0. It can be waived and the results in full generality are presented the Section 7.1 and proved in 7.2.

**Assumption 2.2.** *The sales function  $\rho : \mathbb{R}_{+,0} \rightarrow [0, 1]$  is continuous and strictly increasing in a neighbourhood of 0.*

**(Non-)Resilience** In this part of the section we approach the heart of the matter and develop a notion of how *resilient* or *non-resilient* a given  $(\mathbf{X}, C)$ -system is with respect to fire sales triggered by some initial shock  $L$ . Note that all information about an initial shock comes from the random variable  $L$ , whereas the system itself is specified by  $(\mathbf{X}, C)$ . One thing that we can certainly then do is to consider shocks of different magnitudes on the same, crucially, a priori unshocked system. From a regulator's perspective, for example, a desirable property of an  $(\mathbf{X}, C)$ -system is the ability to absorb small local shocks  $L$  without larger parts of the system being harmed. In our model we can even vary the statistical properties of  $L$  arbitrarily. The following way of defining resilience thus emerges naturally: we let the shock  $L$  'become small' in the sense that  $\mathbb{E}[L/C] \rightarrow 0$ , and we call the system *resilient* if the asymptotic number of sold shares  $\psi_n^m$  (that now – explicitly – depends on  $L$ ) also tends to 0.

**Definition 2.3** (Resilience). An  $(\mathbf{X}, C)$ -system is said to be *resilient*, if for any  $\epsilon > 0$  there exists  $\delta > 0$  such that for all  $L$  with  $\mathbb{E}[L/C] < \delta$  it holds  $\limsup_{n \rightarrow \infty} \psi_n^m \leq \epsilon$  for all  $m \in [M]$ .

Note that our definition of resilience is in terms of the final number of sold shares. There are also other options, for example we could have based it instead on the final fraction of institutions that defaulted, which is the 'standard' choice in the default contagion literature, see i.e. [16, 17]. However, we selected the final number of sold shares, as the economic cost of fire sales can be large even when the number of defaults is rather small. In any case, all our results can easily be adapted to a resilience condition based on the default fraction.

We now move on to define non-resilient systems. In complete analogy to the previous considerations, we call a financial system *non-resilient* if the fraction of eventually sold shares is lower bounded by some positive constant that is – crucially – independent of the shock  $L$ , as long as this is positive. In order to ensure that the process starts at all, the shock has to affect some banks, so we require  $L$  to be such that  $\mathbb{P}(L > 0) > 0$ .

**Definition 2.4** (Non-Resilience). A  $(\mathbf{X}, C)$ -system is *non-resilient*, if there exists  $\Delta \in \mathbb{R}_+$  and an asset  $m \in [M]$  such that  $\liminf_{n \rightarrow \infty} \psi_n^m \geq \Delta$  for any initial shock  $L$  with  $\mathbb{P}(L > 0) > 0$ .

The definition of non-resilience is rather strong, as we only require  $\mathbb{P}(L > 0) > 0$ , and apart from that, it is not really the complement of the notion of resilience in Definition 2.3. Rather surprisingly, as we will show later, under Assumption 2.2 there is essentially no gap between Definition 2.3 and Definition 2.4, that is, a system is either resilient or non-resilient. However, when  $\rho$  is not strictly increasing, the situation may be different. This is a particularly interesting and important setting, as it describes a situation where shock driven asset sales only occur if some institutions have been affected to some larger extend. It thus ensures that minor losses (e.g. resulting from mark-to-market accounting of naturally volatile assets) and major shocks as the default of Lehman Brothers in 2008 are treated differently. As in Section 7 we treat the important example of a sales function  $\rho$  that is not strictly increasing close to 0 we provide the required notion of weak non-resilience here, which is the complement of Definition 2.3.

**Definition 2.5** (Weak Non-Resilience). A  $(\mathbf{X}, C)$ -system is *weakly non-resilient*, if it is not resilient, i.e. there exists  $\Delta \in \mathbb{R}_+$  and an asset  $m \in [M]$  such that for every  $\epsilon > 0$  there exists an initial shock  $L$  such that  $0 < \mathbb{E}[L/C] \leq \epsilon$  but  $\liminf_{n \rightarrow \infty} \psi_n^m \geq \Delta$ .



**Overview of the Results** Having defined the notions of (non-)resilience we can give an informal overview of our main findings. Given an  $(\mathbf{X}, C)$ -system with initial shock  $L$  we first derive explicit bounds for the final number of sold shares  $\psi_n^m$ ,  $m \in [M]$  (Section 3.2), and for the default fraction  $n^{-1}|\mathcal{D}_n|$  in Section 7.2. To this end, we resort to a different process, the so-called *auxiliary model* described in the next section, which makes an important simplification to the rather involved fire-sales process given by (2.2)–(2.6): instead of considering the actual losses incurred in some round  $k$ , we *overestimate* them and use the simple upper bound of  $\mathbf{x}_i \cdot h(\boldsymbol{\tau}_{(k)})$ , where  $\boldsymbol{\tau}_{(k)}$  is the vector of the total number of sold shares in the first  $k$  rounds. The advantage is, although also challenging, that this auxiliary process can be handled analytically; the disadvantage, however, is that it is not clear how much this simplification affects the actual behavior. Here our contribution is to provide an explicit connection: we manage to ‘sandwich’ the fire sales process between two carefully crafted auxiliary processes, so that (non-)resilience properties are not or minimally affected (see Section 4.1).

With this coupling at hand we manage to derive explicit (non-)resilience criteria for  $(\mathbf{X}, C)$ -systems. As it turns out (see Section 4.1 and 4.2), the behavior of such a system can be captured by a collection of functions  $(f^m)_{m \in [M]}$ , which essentially describe the evolution of the price of the corresponding asset during the execution of the (auxiliary) process. The joint zero of these functions coincides with the final number of sold shares and thus allows us to study resilient and non-resilient cases. With these tools at hand, we are able to derive qualitative criteria that depend on the parameters of system –  $\mathbf{X}, C$  – and of the process – the sales function  $\rho$  and the price impact  $h$  – only and characterize resilience. For example, we show that if  $\mathbb{E}[X^2/C]\rho'(0) > 1$ , then the system is non-resilient: the first factor says informally that the capital is too small in direct comparison to the asset holdings, and the second that selling begins immediately as a response to a price drop. On the other hand, if  $\mathbb{E}[X^2/C]\rho'(0) < 1$  and  $\rho'(0) > 0$ , then the system is resilient. We also consider cases in which  $\rho'(0) = 0$ ; there we show that the actual interplay between  $\rho$  and  $h$  (price drop) determines if the system is resilient or not. Several results of this kind are presented in Section 4.2.

## 3 The Auxiliary Model

### 3.1 The Auxiliary Process

As already described previously, the aim of this section is to formulate an alternative to the fire sales process defined by (2.2)–(2.6), which is more amenable to an analytic treatment. Note that the essence of the fire sales process lies in Equation (2.4): the behavior is rather complex, as we need to keep track of the asset sales in all rounds. In order to make the analysis tractable, we will substitute (2.4) with a *conservative* assumption that overestimates the loss as follows: we will forget the actual prices at which assets were sold in previous rounds, and we will bound them from below by using the price impact in the current round – which is of course at least as large as the impact in previous rounds. More specifically, note that

$$\ell_{i,k} \leq \ell_i + \mathbf{x}_i h(\boldsymbol{\tau}_{(k)}/n), \quad i \in [n], k \in \mathbb{N}. \quad (3.1)$$

In the following we describe an *auxiliary* fire sales process, in which we replace the actual loss  $\ell_{i,k}$  by the simple upper bound. (As we already said, this process will serve as a tool to gain understanding of the real process.) We now provide a description of the final state of the system after this auxiliary fire sales process is completed; in particular, we are interested in the vector  $\boldsymbol{\chi}_n$  of the number of finally sold shares divided by  $n$  and the final price impact  $h^m(\boldsymbol{\chi}_n)$  on any asset  $m \in [M]$ . Since we will be using it throughout the rest of the paper, Table 2 contrasts our notation for the fire sales process and the auxiliary process defined in the current section.

	Fire Sales Process	Auxiliary Process
vector of finally sold shares (divided by $n$ )	$\boldsymbol{\psi}_n = (\psi_n^1, \dots, \psi_n^m)$	$\boldsymbol{\chi}_n = (\chi_n^1, \dots, \chi_n^m)$
vector of sold shares in rounds $1, \dots, k$	$\boldsymbol{\tau}_{(k)} = (\tau_{(k)}^1, \dots, \tau_{(k)}^M)$	$\boldsymbol{\sigma}_{(k)} = (\sigma_{(k)}^1, \dots, \sigma_{(k)}^M)$

Figure 2: Notation for the fire sales and the auxiliary process.

In order to describe  $\boldsymbol{\chi}_n$  we again consider the process in rounds, where in each round institutions react to the price changes from the previous round. Denote by  $\boldsymbol{\sigma}_{(k)} = (\sigma_{(k)}^1, \dots, \sigma_{(k)}^M)$  the vector of cumulatively sold shares in round  $k$ . We readily obtain

$$\boldsymbol{\sigma}_{(1)} = \sum_{i \in [n]} \mathbf{x}_i \rho \left( \frac{\ell_i}{c_i} \right) = n \mathbb{E} \left[ \mathbf{X}_n \rho \left( \frac{L_n}{C_n} \right) \right].$$

Similarly, in round  $k \geq 2$

$$\boldsymbol{\sigma}_{(k)} = \sum_{i \in [n]} \mathbf{x}_i \rho \left( \frac{\ell_i + \mathbf{x}_i \cdot h(n^{-1} \boldsymbol{\sigma}_{(k-1)})}{c_i} \right) = n \mathbb{E} \left[ \mathbf{X}_n \rho \left( \frac{L_n + \mathbf{X}_n \cdot h(n^{-1} \boldsymbol{\sigma}_{(k-1)})}{C_n} \right) \right]. \quad (3.2)$$

Thus, by induction  $(\boldsymbol{\sigma}_{(k)})_{k \in \mathbb{N}}$  is non-decreasing componentwise and bounded by  $n \mathbb{E}[\mathbf{X}_n]$ . The limit  $n \boldsymbol{\chi}_n := \lim_{k \rightarrow \infty} \boldsymbol{\sigma}_{(k)}$  – the vector of finally sold shares in the auxiliary process – exists.

In contrast to the fire sales process, it turns out that for the auxiliary process, the number of sold shares  $\boldsymbol{\chi}_n$  can be derived by solving a rather simple equation.

**Proposition 3.1.** *Consider the auxiliary fire sales process as described above. Then  $\boldsymbol{\chi}_n = n^{-1} \lim_{k \rightarrow \infty} \boldsymbol{\sigma}_{(k)}$ , the number of sold shares divided by  $n$  at the end of the auxiliary process, is the smallest (componentwise) solution of*

$$\mathbb{E} \left[ \mathbf{X}_n \rho \left( \frac{L_n + \mathbf{X}_n \cdot h(\boldsymbol{\chi})}{C_n} \right) \right] - \boldsymbol{\chi} = 0. \quad (3.3)$$

*Proof.* Proof. By continuity of  $\rho$  and the dominated convergence theorem

$$\begin{aligned} \boldsymbol{\chi}_n &= n^{-1} \lim_{k \rightarrow \infty} \boldsymbol{\sigma}_{(k)} = \lim_{k \rightarrow \infty} \mathbb{E} \left[ \mathbf{X}_n \rho \left( \frac{L_n + \mathbf{X}_n \cdot h(n^{-1} \boldsymbol{\sigma}_{(k-1)})}{C_n} \right) \right] \\ &= \mathbb{E} \left[ \mathbf{X}_n \rho \left( \frac{L_n + \mathbf{X}_n \cdot h(n^{-1} \lim_{k \rightarrow \infty} \boldsymbol{\sigma}_{(k-1)})}{C_n} \right) \right] = \mathbb{E} \left[ \mathbf{X}_n \rho \left( \frac{L_n + \mathbf{X}_n \cdot h(n^{-1} \boldsymbol{\chi}_n)}{C_n} \right) \right] \end{aligned}$$

and  $\boldsymbol{\chi}_n$  is thus a solution of (3.3).

By the Knaster-Tarski theorem there must exist a least fixed point  $\hat{\boldsymbol{\chi}}_n$ . Clearly,  $\boldsymbol{\sigma}_{(0)} := \mathbf{0} \leq n \hat{\boldsymbol{\chi}}_n$ . Hence assume inductively that  $\boldsymbol{\sigma}_{(k)} \leq n \hat{\boldsymbol{\chi}}_n$  for  $k \geq 1$ . Then

$$\boldsymbol{\sigma}_{(k+1)} = \sum_{i \in [n]} \mathbf{x}_i \rho \left( \frac{\ell_i + \mathbf{x}_i \cdot h(n^{-1} \boldsymbol{\sigma}_{(k)})}{c_i} \right) \leq \sum_{i \in [n]} \mathbf{x}_i \rho \left( \frac{\ell_i + \mathbf{x}_i \cdot h(n^{-1} \hat{\boldsymbol{\chi}}_n)}{c_i} \right) = n \hat{\boldsymbol{\chi}}_n \quad (3.4)$$

by monotonicity of  $\rho$ , and hence  $\boldsymbol{\chi}_n = n^{-1} \lim_{k \rightarrow \infty} \boldsymbol{\sigma}_{(k)} \leq \hat{\boldsymbol{\chi}}_n$ . By definition of  $\hat{\boldsymbol{\chi}}_n$  it thus holds that  $\boldsymbol{\chi}_n = \hat{\boldsymbol{\chi}}_n$ .  $\square$

Further, given  $\boldsymbol{\chi}_n$ , we readily obtain that under the auxiliary process the set of finally

defaulted institutions  $\mathcal{D}_n := \{i \in [n] : \ell_i + \mathbf{x}_i \cdot h(\boldsymbol{\chi}_n) \geq c_i\}$  and hence

$$n^{-1}|\mathcal{D}_n| = n^{-1} \sum_{i \in [n]} \mathbf{1}\{\ell_i + \mathbf{x}_i \cdot h(\boldsymbol{\chi}_n) \geq c_i\} = \mathbb{P}(L_n + \mathbf{X}_n \cdot h(\boldsymbol{\chi}_n) \geq C_n). \quad (3.5)$$

Note that we slightly ‘overload’ the notation, as we use  $\mathcal{D}_n$  for both the fire sales and the auxiliary process. Since it will be always clear from the context which processes is studied, this should cause no confusion.

Let us close this section with a remark about the case of non-continuous sales function  $\rho$ . The following example shows that also in this case it may be possible to determine the final state of the system by the smallest solution of (3.3). Consider  $\rho(u) = \mathbf{1}\{u \geq 1\}$ , that is, institutions sell their portfolio as they go bankrupt. Then  $\boldsymbol{\sigma}_{(k)} \neq \boldsymbol{\sigma}_{(k-1)}$  only if in round  $k$  at least one institution defaults that was solvent in round  $k-1$ . Since there are only  $n$  institutions, the fire sales process stops after at most  $n-1$  rounds and the vector  $\boldsymbol{\chi}_n$  of finally sold shares divided by  $n$  solves (3.3). Again by (3.4) we then obtain  $\boldsymbol{\chi}_n = \hat{\boldsymbol{\chi}}_n$  is the smallest solution of (3.3). By a similar reasoning we derive more generally for any sale function  $\rho$  with finitely many discontinuities that  $\boldsymbol{\chi}_n = \hat{\boldsymbol{\chi}}_n$ .

### 3.2 The Auxiliary Process in the Stochastic Model

Proposition 3.1 describes the final state of any (finite) system when we consider the auxiliary process. Here we extend our considerations to stochastic systems, as we did in the case of the fire sales process. We are given an  $(\mathbf{X}, C)$ -system with initial shock  $L$ , that is, an ensemble of systems, where for each  $n \in \mathbb{N}$  a system with  $n$  institutions and  $M$  assets is specified by sequences of asset holdings, capitals and exogenous losses with joint distribution  $(\mathbf{X}_n, C_n, L_n)$ . We also assume that the system satisfies Assumption 2.1, that is, the distribution of  $(\mathbf{X}_n, C_n, L_n)$  converges to that of  $(\mathbf{X}, C, L)$  and the asset holdings are in  $\mathcal{L}^1$ .

Applying Proposition 3.1 to each one of the systems in the ensemble, we obtain that for each  $n \in \mathbb{N}$ , the number of sold shares divided by  $n$  at the end of the auxiliary process is the smallest solution of (3.3). Since  $(\mathbf{X}_n, C_n, L_n) \rightarrow (\mathbf{X}, C, L)$  it is thus natural to believe that for large  $n$ , the number of finally sold shares  $\boldsymbol{\chi}_n$  is close to the smallest (componentwise) solution of the ‘limiting equation’

$$\mathbb{E} \left[ \mathbf{X} \rho \left( \frac{L + \mathbf{X} \cdot h(\boldsymbol{\chi})}{C} \right) \right] - \boldsymbol{\chi} = 0. \quad (3.6)$$

As it will turn out, except for few pathological situations, this intuition is indeed correct and motivates the following definitions. Let

$$f^m(\boldsymbol{\chi}) := \mathbb{E} \left[ X^m \rho \left( \frac{L + \mathbf{X} \cdot h(\boldsymbol{\chi})}{C} \right) \right] - \chi^m, \quad m \in [M]. \quad (3.7)$$

Further, let

$$S := \bigcap_{m \in [M]} \{\boldsymbol{\chi} \in \mathbb{R}_{+,0}^M : f^m(\boldsymbol{\chi}) \geq 0\} \quad (3.8)$$

the subset where all of the functions  $f^m$ ,  $m \in [M]$ , are non-negative. Let  $\hat{\boldsymbol{\chi}}$  be the smallest joint root (which always exists by the Knaster-Tarski theorem) of the functions  $f^m$ ,  $m \in [M]$ . While the necessity of Assumption 2.1 is obvious it is surprising that in most cases it is actually also sufficient to ensure that

$$\hat{\boldsymbol{\chi}} = \lim_{n \rightarrow \infty} \boldsymbol{\chi}_n. \quad (3.9)$$

Finally, in analogy to (3.5) we can therefore expect for the stochastic model that the final

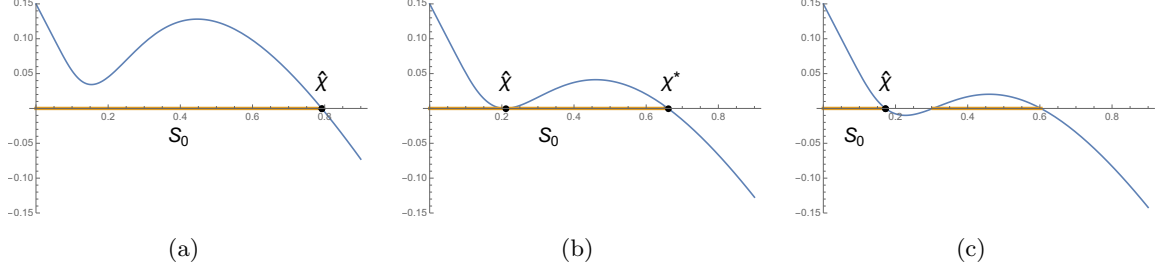


Figure 3: Figure corresponding to Example 3.2. Plot of function  $f(\chi)$  (blue) for three different example systems. The set  $S$  is depicted in orange.

fraction of defaulted institutions in the auxiliary model is given by

$$\lim_{n \rightarrow \infty} n^{-1} |\mathcal{D}_n| = g(\hat{\chi}), \quad \text{where} \quad g(\chi) := \mathbb{P}(L + \mathbf{X} \cdot h(\chi) \geq C). \quad (3.10)$$

To illustrate under which conditions the previous statements are true and the intuition is right, let us look at an instructive example with one asset only ( $M = 1$ ). This is a carefully crafted ‘toy example’ that is unlikely to model a real system, but it will reveal the important characteristics that determine the underlying behavior.

**Example 3.2.** Consider a system defined by

$$h(\chi) = \chi, \quad \rho(y) = \mathbf{1}\{y \geq 1\}, \quad X \sim \text{Exp}(1), \quad C \equiv c, \quad \mathbb{P}(L = c) = 0.15 \text{ and } \mathbb{P}(L = 0) = 0.85,$$

where  $L$  is independent of  $X$  and  $c = 0.75$ . See Figure 3(a) for an illustration of  $f$ ,  $S$  and  $\hat{\chi}$ . There  $\hat{\chi}$  is the only root of  $f$  and the set  $S$  is the interval  $[0, \hat{\chi}]$ . The situation changes, however, as we vary the capital. See Figure 3(c) for the case of  $c = 0.95$ . Then  $S$  consists of two disjoint intervals and  $f$  has three roots. In fact, one can observe the splitting of  $S$  and thus a discontinuity of  $\hat{\chi}$  at  $c \approx 0.91$ , see Figure 3(b). The situation in Figure 3(b) presents a rather special and pathological case. In fact, only in this very special case above heuristics fail and the situation becomes more complex than suggested in (3.9) and (3.10).

In order to formalize the special situation encountered in the previous example, let us denote by  $S_0$  the largest connected subset of  $S$  containing  $\mathbf{0}$  (clearly  $\mathbf{0} \in S$ ). Further, let

$$\chi^* \in \mathbb{R}_{+,0}^M \quad \text{with} \quad (\chi^*)^m := \sup_{\chi \in S_0} \chi^m. \quad (3.11)$$

**Lemma 3.3.** There exists a smallest joint root  $\hat{\chi}$  of all functions  $f^m(\chi)$ ,  $m \in [M]$ , with  $\hat{\chi} \in S_0$ . Further,  $\chi^*$  as defined above is a joint root of the functions  $f^m$ ,  $m \in [M]$ , and  $\chi^* \in S_0$ .

The special case from Figure 3(b) is then described by  $\hat{\chi} \neq \chi^*$ , and in all other cases  $\hat{\chi} = \chi^*$ . We shall henceforth term the former case as ‘pathological’, since we can only obtain it if we maliciously fine-tune the parameters of the system to provoke such a behavior. We do not expect such situations to occur or to be relevant, and in any case, in all settings that we study here they don’t.

Our first result provides in non-pathological cases (that is, when  $\hat{\chi} = \chi^*$ ) the asymptotic number of finally sold shares for the auxiliary process and in all other cases upper and lower bounds.

**Theorem 3.4.** Consider a  $(\mathbf{X}, C)$ -system with initial shock  $L$  satisfying Assumptions 2.1, 2.2. Then the number  $\chi_n^m$  of finally sold shares of asset  $m \in [M]$  divided by  $n$  in the auxiliary process

satisfies

$$\hat{\chi}^m + o(1) \leq \chi_n^m \leq (\chi^*)^m + o(1).$$

In particular, for the final price impact  $h^m(\chi_n)$  on asset  $m \in [M]$

$$h^m(\hat{\chi}) + o(1) \leq h^m(\chi_n) \leq h^m(\chi^*) + o(1).$$

### 3.3 Resilience Criteria for the Auxiliary Process

In the previous section we derived results that allow us to determine the final default fraction in  $(\mathbf{X}, C)$ -systems caused by the auxiliary process and sparked by some exogenous shock  $L$ . In this section we go one step further and investigate whether a given system in an *initially* unshocked state is likely to be resilient to small shocks or susceptible to fire sales.

Note that all information about an initial shock comes from the random variable  $L$ , whereas the system itself is specified by  $(\mathbf{X}, C)$ . So we can easily consider shocks of different magnitude  $L$  on the same a priori unshocked system. In the following, whenever we use the notation  $g$ ,  $f^m$  and  $\chi^*$ , we always mean the quantities (3.7)-(3.10) from the previous section for the  $(\mathbf{X}, C)$ -system with initial shock  $L \equiv 0$ . We shall first provide resilience criteria for the auxiliary system.

**Theorem 3.5.** *For each  $\epsilon > 0$  there exists  $\delta > 0$  such that for all  $L$  with  $\mathbb{E}[L/C] < \delta$  the number  $n\chi_{n,L}^m$  of finally sold shares of each asset  $m \in [M]$  for the auxiliary process satisfy*

$$\limsup_{n \rightarrow \infty} \chi_{n,L}^m \leq (\chi^*)^m + \epsilon, \quad m \in [M].$$

We immediately obtain the following handy resilience criterion.

**Corollary 3.6** (Resilience Criterion). *If  $\chi^* = 0$ , then the  $(\mathbf{X}, C)$ -system is resilient under the auxiliary process.*

Note that  $g(\mathbf{0}) = 0$  and hence there are only few defaults if the system is resilient (i.e.  $\chi^* = \mathbf{0}$ ,  $S_0 = \{\mathbf{0}\}$ ). It is possible, however, that  $g(\chi^*) = 0$  while  $\chi^* \neq \mathbf{0}$  in which case a shock triggers a large fraction of asset sales but only very few defaults.

We now turn to non-resilience criteria and study the case  $\chi^* > 0$ . Since  $\rho(0) = 0$  and  $L \equiv 0$ , we obtain that  $f^m(0) = 0, m \in [M]$ , that is,  $\hat{\chi} = 0$  and thus Theorem 3.4 does not give any useful lower bound for the number of sold shares. However, if we consider a positive shock  $L$  on the system, then 0 is not anymore a joint root of the functions (3.7), and Theorem 3.4 guarantees that  $\chi_n^m \geq \Delta^m - o(1)$  as  $n \rightarrow \infty$ , where  $\Delta$  is the smallest such joint root. In particular, if we neglect pathological situations as described in Section 3.2, then  $\Delta$  should be (close to)  $\chi^*$ ; as the next result shows, this is for example the case when there is no joint root of the  $(f^m)_{m \in [M]}$  between 0 and  $\chi^*$ .

**Theorem 3.7.** *Consider a  $(\mathbf{X}, C)$ -system such that  $\chi^* > 0$  and such that every  $z \in \mathbb{R}^M \setminus \{0, \chi^*\}$  with  $0 \leq z \leq \chi^*$  (coordinate-wise) is not a joint root of the functions  $(f_m)_{m \in [M]}$ . Then the system is non-resilient under the auxiliary process, in particular*

$$\chi_{n,L}^m \geq (\chi^*)^m - o(1), \quad m \in [M],$$

where  $n\chi_{n,L}^m$  is the number of finally sold shares of asset  $m$ .

As already remarked previously, we do not expect that situations other than the ones covered by the previous result will ever be relevant. In any case, the conclusion of non-resilience is for example also true if we request that there are only finitely many roots, or that the roots are bounded away from 0, an observation we shall regularly use in proofs. Constructing such highly

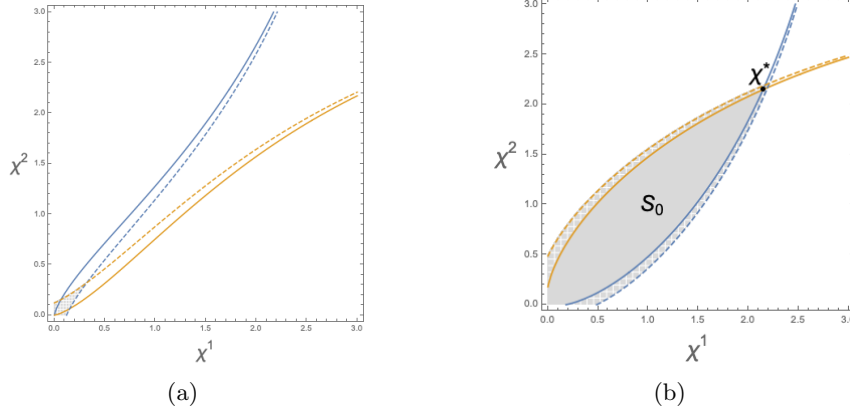


Figure 4: Figure corresponding to Example 3.8. Plot of the zero lines for  $f_1$  (blue) and  $f_2$  (yellow) of the unshocked system (solid) and the shocked system (dashed). Left (a) depicts a resilient system and right (b) a non-resilient system.

artificial examples, where the infimum of the set of roots is 0, would require an enormous fine-tuning of the system parameters (and enough malicious energy).

Let us finally remark here that Theorem 3.7 is not true without the assumption that  $\rho$  is strictly increasing. This becomes clear by looking at the particular example  $\rho(u) = \mathbf{1}\{u \geq 1\}$  of sales at default. Asset sales will only happen if some banks default initially, that is,  $\mathbb{P}(L > C) > 0$ ; a shock which is such that  $\mathbb{P}(L > C) = 0$  can not trigger any sales. In Theorem 7.5 we show, however, that for  $\chi^* > 0$  the system is always weakly non-resilient. This completes our analysis of (non-)resilience properties under the auxiliary process. We close the section with an (again artificial) example demonstrating the qualitative difference between resilient and non-resilient systems.

**Example 3.8.** Let  $f(x) = 1.5x^{-5/2}\mathbf{1}[x \geq 1]$  and let  $X$  be a random variable with density  $f$ . Consider a system with two assets ( $M = 2$ ) defined by

$$h(\chi) = \chi, \quad \rho(u) = \min\{1, u^2\}, \quad X_1 = X_2 = X, \quad C = 10X^\gamma$$

Moreover, we consider a shock  $L$  independent of  $X$  with  $\mathbb{P}(L = C) = 0.03$ . See Figure 4(a) for an illustration of  $f_1, f_2$  when  $\gamma = 0.6$  and 4(b) for the case  $\gamma = 0.4$ . The solid yellow and blue lines mark the zero sets of the functions  $f_1$  and  $f_2$  for the unshocked system. For  $\gamma = 0.6$  (a) the system is resilient ( $\chi^* = 0, S_0 = \{0\}$ ) as the solid lines cross in 0, for  $\gamma = 0.4$  (b) the system is non-resilient and  $S_0$  is the area bounded by the solid lines, which cross first in  $\chi^* \neq 0$ . The dashed lines are the zero lines for the functions for the shocked system and the coordinates of their intersection mark the number of sold shares. The smaller the shock, the closer the dashed lines of the shocked system will approach the lines of the unshocked system. While in the resilient case (a) this pushes their intersection towards 0 and only few shares are sold, in the non-resilient system, as the shock gets smaller, the intersection of the dashed lines are approaching  $\chi^* \neq 0$  and thus lower bounded, no matter how small the shock is.

## 4 The Fire Sales Process

### 4.1 Bounding the Fire Sales Process with the Auxiliary Process

In this section we establish an explicit connection between the fire sales process (2.2)–(2.6) and the auxiliary process described and studied in the previous section. In particular, we will use the final number of sold assets  $\chi_n = n^{-1} \lim_{k \rightarrow \infty} \sigma_{(k)}$  in a specific auxiliary processes to bound the asset sales  $\psi_n = n^{-1} \lim_{k \rightarrow \infty} \tau_{(k)}$  in the real process.

Let us start with a simple observation. For a given finite financial system  $(\mathbf{X}_n, C_n)$  with shock  $L_n$  and specified functions  $\rho$  and  $h$ , it easily follows from (2.4) and (3.1) that the auxiliary process leads to more asset sales, to a higher price impact and as a result also to more defaults. Thus, the auxiliary process always serves as an upper bound for the fire sales process (regarding the actual asset sales and also the final default fraction). This is summarized in the following theorem. In the rest of this section we (silently) consider a  $(\mathbf{X}, C)$ -system with initial shock  $L$  that satisfies Assumptions 2.1 and 2.2.

**Theorem 4.1.** *Let  $\psi_n^m$  be the number of finally sold shares of asset  $m \in [M]$  divided by  $n$  in the fire sales process. Let  $\chi^*$  be as in (3.11). Then*

$$\limsup_{n \rightarrow \infty} \psi_n^m \leq (\chi^*)^m.$$

*Proof.* Proof According to our assumptions, the functions  $\rho : \mathbb{R}_{+,0} \rightarrow [0, 1]$  and  $h^m : \mathbb{R}_{+,0}^M \rightarrow [0, 1]$  are non-decreasing and  $\tau_{(1)} = \sigma_{(1)} = 0$ . From (2.4) and (3.1) we obtain that

$$\ell_{i,k} = \ell_i + \mathbf{x}_{i,k} h(\tau_{(k)}/n) + \sum_{\ell=1}^{k-1} (\mathbf{x}_{i,\ell} - \mathbf{x}_{i,\ell+1}) h(\tau_{(\ell)}/n) \leq \ell_i + \mathbf{x}_i h(\tau_{(k)}/n)$$

it follows that  $\rho(\ell_{i,k}) \leq \rho(\ell_i + \mathbf{x}_i h(\tau_{(k)}/n))$  and as a result  $\tau_{(k)} \leq \sigma_{(k)}$ . Thus  $\psi_n = \lim_{k \rightarrow \infty} \tau_{(k)} n^{-1} \leq \lim_{k \rightarrow \infty} \sigma_{(k)} n^{-1} = \chi_n$ . By Theorem 3.4, we know that for the auxiliary process,  $\limsup_{n \rightarrow \infty} \chi_n^m \leq (\chi^*)^m$  and thus it follows that  $\limsup_{n \rightarrow \infty} \psi_n^m \leq (\chi^*)^m$ .  $\square$

More surprisingly, as we shall see below, we can adapt carefully the parameters of the given system so as to also obtain lower bounds from the auxiliary process. The central idea is to define the auxiliary process on another system having smaller initial asset holdings and a sales function that is dominated point-wise by the original one. More specifically, let us fix  $\varepsilon > 0$ . Define  $\delta_\varepsilon := \rho^{-1}(\varepsilon)$ , where  $\rho^{-1}$  denotes the generalized inverse of  $\rho$ . In addition to  $\rho$ , define the sales function  $\rho_\varepsilon : \mathbb{R}_{+,0} \rightarrow [0, 1]$  by

$$\rho_\varepsilon(u) = \rho(u) \mathbf{1}\{u \leq \delta_\varepsilon\} + \varepsilon \mathbf{1}\{\delta_\varepsilon < u\}.$$

Further, we consider a system that is derived from the  $(\mathbf{X}, C)$ -system with initial shock  $L$  but with asset holdings  $(1 - \varepsilon)\mathbf{X}$  instead. In analogy to (3.7) we consider for this system

$$f_\varepsilon^m(\chi) := \mathbb{E} \left[ (1 - \varepsilon) X^m \rho_\varepsilon \left( \frac{L + (1 - \varepsilon) \mathbf{X} \cdot h(\chi)}{C} \right) \right] - \chi^m, \quad m \in [M]. \quad (4.1)$$

Further, also in analogy to (3.8), let

$$S_\varepsilon := \bigcap_{m \in [M]} \{ \chi \in \mathbb{R}_{+,0}^M : f_\varepsilon^m(\chi) \geq 0 \}$$

and let  $S_{\varepsilon,0}$  be the largest connected subset of  $S_\varepsilon$  containing  $\mathbf{0}$  and further, let  $\hat{\chi}_\varepsilon \in S_{\varepsilon,0}$  the smallest joint root of the functions  $f_\varepsilon^m, m \in [M]$ . We obtain the following crucial lower bound:

**Theorem 4.2.** *Let  $\psi_n^m$  be the number of finally sold shares of asset  $m \in [M]$  divided by  $n$  in the fire sales process. For every  $\varepsilon > 0$*

$$\liminf_{n \rightarrow \infty} \psi_n^m \geq \hat{\chi}_\varepsilon^m.$$

*Proof.* Proof For every  $n \in \mathbb{N}$  we consider a system  $(\mathbf{X}_n, C_n, L_n)$  satisfying Assumptions 1 and 2. Then it is immediate that the sequence  $((1-\varepsilon)\mathbf{X}_n, C_n, L_n)_{n \in \mathbb{N}}$  satisfies Assumption 2.1 with limiting distribution  $((1-\varepsilon)\mathbf{X}, C, L)$ . We now fix  $n \in \mathbb{N}$ . As usual, let  $\tau_{(k)}$  be the total number of assets sold in round  $k$  in  $(\mathbf{X}_n, C_n, L_n)$  with sales function  $\rho$  under the fire sales process. Further, let  $\sigma_{(k)}$  be the total number of assets sold in round  $k$  in  $((1-\varepsilon)\mathbf{X}_n, C_n, L_n)$  with sales function  $\rho_\varepsilon$  in the auxiliary process. We shall show that  $\sigma_{(k)} \leq \tau_{(k)}$ , which implies that  $\chi_n = \lim_{k \rightarrow \infty} \sigma_{(k)} n^{-1} \leq \lim_{k \rightarrow \infty} \tau_{(k)} n^{-1} = \psi_n$  and since by Theorem 3.4,  $\liminf_{n \rightarrow \infty} \chi_n \geq \hat{\chi}_\varepsilon^m$ , the claim follows. In order to show that  $\sigma_{(k)} \leq \tau_{(k)}$  we use induction. By definition  $\sigma_{(1)} = \tau_{(1)} = 0$ . So, let's assume that  $\sigma_{(1)} \leq \tau_{(1)}, \dots, \sigma_{(k)} \leq \tau_{(k)}$ . We determine the number of assets bank  $i$  sells in round  $k$ . First consider the case that  $\ell_{i,k}/c_i \leq \delta$ , that is, the loss of bank  $i$  at the beginning of round  $k$  is bounded by  $\delta$  and thus the fraction of shares sold so far is less than  $\varepsilon$ . As a result  $\mathbf{x}_{i,k} \geq (1-\varepsilon)\mathbf{x}_i$  and thus

$$\begin{aligned} \mathbf{x}_i(1-\varepsilon)\rho_\varepsilon \left( \frac{\ell_i + (1-\varepsilon)\mathbf{x}_i \cdot h(\sigma_{(k)}n^{-1})}{c_i} \right) &\leq \mathbf{x}_i\rho \left( \frac{\ell_i + (1-\varepsilon)\mathbf{x}_i \cdot h(\sigma_{(k)}n^{-1})}{c_i} \right) \quad (4.2) \\ &\leq \mathbf{x}_i\rho \left( \frac{\ell_i + \mathbf{x}_{i,k} \cdot h(\sigma_{(k)}n^{-1})}{c_i} \right) \leq \mathbf{x}_i\rho \left( \frac{\ell_i + \mathbf{x}_{i,k} \cdot h(\tau_{(k)}n^{-1})}{c_i} \right) \leq \mathbf{x}_i\rho \left( \frac{\ell_{i,k}}{c_i} \right). \quad (4.3) \end{aligned}$$

If, on the contrary,  $\ell_{i,k}/c_i > \delta$ , then

$$\mathbf{x}_i(1-\varepsilon)\rho_\varepsilon \left( \frac{\ell_i + (1-\varepsilon)\mathbf{x}_i \cdot h(\sigma_{(k)}n^{-1})}{c_i} \right) \leq \mathbf{x}_i(1-\varepsilon)\varepsilon \leq \mathbf{x}_i\rho \left( \frac{\ell_{i,k}}{c_i} \right)$$

and again bank  $i$  has sold more shares in step  $k$  of the fire sales process in  $(\mathbf{X}_n, C_n, L_n)$  with sales function  $\rho$  than in the auxiliary process in  $((1-\varepsilon)\mathbf{X}_n, C_n, L_n)$  with sales function  $\rho_\varepsilon$ . We infer

$$\sigma_{(k+1)} = \sum_{i \in [n]} \mathbf{x}_i(1-\varepsilon)\rho_\varepsilon \left( \frac{\ell_i + (1-\varepsilon)\mathbf{x}_i \cdot h(\sigma_{(k)}n^{-1})}{c_i} \right) \leq \sum_{i \in [n]} \mathbf{x}_i\rho \left( \frac{\ell_{i,k}}{c_i} \right) = \tau_{(k+1)}$$

and the induction step is completed.  $\square$

## 4.2 (Non-)Resilience Criteria for the Fire Sales Process

As considered before for the auxiliary process, we now investigate resilience properties of the fire sales process. We denote by  $\chi^{*,\varepsilon}$  the smallest joint root of the functions  $f_\varepsilon^m, m \in [M]$  as defined in Section 4.1 with  $L = 0$ . Due to the conservative character of the auxiliary process, it is immediate that resilience of the auxiliary process for system  $(\mathbf{X}, C)$  implies resilience of the fire sales process for the system. Contrary, non-resilience under the fire sales process of in  $(\mathbf{X}, C)$  implies non-resilience also under the auxiliary process for  $(\mathbf{X}, C)$ .



**Corollary 4.3.** *If  $\chi^* = \mathbf{0}$ , then the  $(\mathbf{X}, C)$ -system is resilient under the fire sales process. If there exists  $\varepsilon > 0$  such that  $\chi^{*,\varepsilon} > \mathbf{0}$  and such that every  $z \in \mathbb{R}^M \setminus \{0, \chi^{*,\varepsilon}\}$  with  $0 \leq z \leq \chi^{*,\varepsilon}$  (coordinate-wise) is not a joint root of the functions  $(f_\varepsilon^m)_{m \in [M]}$ , then the  $(\mathbf{X}, C)$ -system is non-resilient under the fire sales process.*

*Proof.* Proof The first claim about resilience is a straightforward consequence of Theorem 4.1. For the second part note that if there exist  $\varepsilon > 0$  such that  $\chi^{*,\varepsilon} > \mathbf{0} > \mathbf{0}$ , then the system  $((1 - \varepsilon)\mathbf{X}, C)$  with sales function  $\rho_\varepsilon$  is non-resilient for the auxiliary process by Theorem 3.7 (and its extension in 7.1.3) and for every shock  $L$ , the number of sold assets over  $n$ ,  $\chi_n$  it holds that  $\liminf_{n \rightarrow \infty} \chi_n^m \geq \chi^{*,\varepsilon} > \mathbf{0}$ . By Theorem 4.2 it follows that under the real process in the system  $(\mathbf{X}, C)$  with sales function  $\rho$  the number  $n\psi_n^m$  of assets  $m \in [M]$  sold fulfills  $\liminf_{n \rightarrow \infty} \psi_n^m \geq (\chi^{*,\varepsilon})^m > \mathbf{0}$  for every shock  $L$ , which implies non-resilience.  $\square$

We will now present several more explicit (non-)resilience criteria for the fire sales process; in particular, we will show that in many natural situations the fire sales and the auxiliary processes behave *the same* with respect to their resilience properties. A starting point is the following observation, which states that in many cases an analysis of the derivatives at 0 of the functionals  $f^m, m \in [M]$  describing the auxiliary system can be used to study (non-)resilience.

**Theorem 4.4.** *Assume that  $\rho$  is differentiable in 0, and that there exists  $m \in [M]$  such that all partial right-derivatives  $\frac{\partial}{\partial \chi^m} h^\ell(\mathbf{0}), \ell \in [M]$  exist (possibly with value  $\infty$ ) and*

$$\mathbb{E} \left[ X^m \rho'(0) \left( \sum_{\ell \in [M]} X^\ell \frac{\partial}{\partial \chi^m} h^\ell(\mathbf{0}) \right) / C \right] > 1. \quad (4.4)$$

*Then the  $(\mathbf{X}, C)$ -system with sales function  $\rho$  is non-resilient under the fire sales process.*

*Proof.* Proof Let  $\chi_0^m$  be the  $M$  dimensional vector which has value  $\chi$  in the  $m$ -th entry and zero in all other entries. It is sufficient to show that there exists  $\varepsilon > 0$  such that  $\liminf_{\chi \rightarrow 0} f_\varepsilon^m(\chi_0^m)/\chi > 0$  since  $f_\varepsilon^m$  is monotone increasing in the arguments  $[M] \setminus \{m\}$ . Using the lemma of Fatou and that  $\rho(u) = \rho_\varepsilon(u)$  for small  $u$ , we obtain

$$\begin{aligned} \liminf_{\chi \rightarrow 0} f_\varepsilon^m(\chi_0^m)/\chi &= \liminf_{\chi \rightarrow 0} \mathbb{E} \left[ (1 - \varepsilon) X^m \rho_\varepsilon \left( \frac{(1 - \varepsilon) \mathbf{X} \cdot h(\chi_0^m)}{C} \right) / \chi \right] - 1 \\ &\geq \mathbb{E} \left[ \liminf_{\chi \rightarrow 0} (1 - \varepsilon) X^m \rho_\varepsilon \left( \frac{(1 - \varepsilon) \mathbf{X} \cdot h(\chi_0^m)}{C} \right) / \chi \right] - 1 \\ &= \mathbb{E} \left[ (1 - \varepsilon) X^m \liminf_{\chi \rightarrow 0} \rho \left( \frac{(1 - \varepsilon) \mathbf{X} \cdot h(\chi_0^m)}{C} \right) / \chi \right] - 1 \\ &= (1 - \varepsilon)^2 \mathbb{E} \left[ X^m \rho'(0) \left( \sum_{\ell \in [M]} X^\ell \frac{\partial}{\partial \chi^m} h^\ell(\mathbf{0}) \right) / C \right] - 1, \end{aligned}$$

and by (4.4) this expression is larger than zero for small  $\varepsilon > 0$ . Thus non-resilience follows for the fire sales process.  $\square$

The previous theorem allows us to show that in many relevant situations actually the auxiliary and the real process are equivalent in terms of resilience. Let us consider the one dimensional system (i.e.,  $m = 1$ ) in the important case of linear price impact (i.e.,  $h(\chi) = \chi$ ). The following corollary shows that in most cases the resilience properties of the processes coincide.

**Corollary 4.5.** *Let  $h(\chi) = \chi$  and let  $\rho$  be differentiable in 0. Then the following holds.*

1.  $\mathbb{E}[X^2/C] = \infty$  and  $\rho'(0) > 0$ : the system is non-resilient under both (fire sales and auxiliary) process.
2.  $\mathbb{E}[X^2/C] < \infty$  and  $\rho'(0) > 0$ : the systems are resilient under both processes if  $\mathbb{E}[(X^2/C)\rho'(0)] < 1$  and non-resilient if  $\mathbb{E}[(X^2/C)\rho'(0)] > 1$ .
3.  $\mathbb{E}[X^2/C] < \infty$  and  $\rho'(0) = 0$ : the systems are resilient under both processes.

*Proof.* Proof For 1. non-resilience follows from Theorem 4.4 as the expectation in (4.4) is infinite. For 2., if  $\mathbb{E}[(X^2/C)\rho'(0)] > 1$  non-resilience follows again directly from Theorem 4.4. Let  $f = f^1$ . To show resilience for  $\mathbb{E}[(X^2/C)\rho'(0)] < 1$ , note that by the Dominated Convergence Theorem

$$f'(0) = \mathbb{E} \left[ X \rho'(0) \left( X \frac{\partial}{\partial \chi} h(0) \right) / C \right] - 1 = \mathbb{E}[X^2 \rho'(0)/C] - 1 < 0$$

and thus  $S_0 = \{0\}$  and  $\chi^* = 0$ , which implies with Corollary 3.6 that the system is resilient under the auxiliary process, and so also under the fire sales process. Case 3. follows similarly.  $\square$

Corollary 4.5 misses the case  $\mathbb{E}[X^2/C] = \infty$  und  $\rho'(0) = 0$ . This case represents a scenario of a heterogeneous system with a rather low market reaction to stress, and is thus of particular interest. Note that in this case the expectation in (4.4) equals 0 and based on Theorem 4.4 we cannot prove non-resilience of the real system. Moreover, we cannot use dominated convergence to derive the derivative of  $f = f^1$  and to conclude (non-)resilience.

In order to address this case we make more refined assumptions. In particular, we assume that  $h(\chi) = \chi^\nu$  for some  $\nu$  and  $\rho(u) = u^q \wedge 1$  for  $q \in (0, \infty)$ . In addition we allow for  $q = \infty$  which describes sales at default (i.e.  $\rho(u) = \mathbf{1}_{\{u \geq 1\}}$ .) The next result, whose proof is presented in Section 7.2.2, shows that (non-)resilience is a property that depends on the interplay of  $\rho$  and  $h$ .

**Theorem 4.6.** *Let  $m = 1$  and  $\mathbb{P}(X, C > 0) = 1$ . Then the following holds.*

1.  $1 - \nu q > 0$ : the system is non-resilient.
2.  $1 - \nu q = 0$ : the system is resilient if  $\mathbb{E}[X(X/C)^{1/\nu}] < 1$  and non-resilient if  $\mathbb{E}[X(X/C)^{1/\nu}] > 1$ .
3.  $1 - \nu q < 0$  or  $q = \infty$ : Let  $\alpha^* = \sup\{\alpha \in \mathbb{R} : \mathbb{E}[X^{1+\alpha}/C^\alpha] < \infty\}$ . If  $\alpha^* > 1/\nu$ , then the system is resilient. If  $\alpha^* < 1/\nu$  and  $f'(0)$  exists, then the system is non-resilient.

The previous results are restricted to systems with one asset only. They can be generalized to systems with multiple assets in various forms. For example, we can assume that for each asset  $m \in [M]$  with  $M \geq 2$  we have a specific price impact function  $h^m(\chi) = (\chi^m)^{\nu_m}$ . Then an argument as before shows that if  $1 - q \min_{m \in [M]} \nu_m > 0$ , then the system is non-resilient. Moreover, if

$$1 - q \min_{m \in [M]} \nu_m = 0 \quad \text{and} \quad \max_{m \in [M]} \mathbb{E} \left[ X^m \left( \sum_{\ell \in [M]} X^\ell / C \right)^{1/\nu} \right] > 1,$$

then the system is non-resilient (corresponding to a generalization of 2. in Theorem 4.6). Resilience is more difficult to characterize, as it may depend on the interplay among different assets. In these cases, Theorem 4.4 and Corollary 4.3 may be used to study resilience properties for the system at hand. We leave it as a research problem to extract further and more explicit (non-)resilience conditions from our main results.

## 5 Applications: Minimal Capital Requirements & The Effect of the Portfolio Structure

In this section we apply the theory developed in previous sections to investigate which structures or properties of systems hinder or promote the emergence and spread of fire sales. In the next subsection we address the important question of formulating adequate capital requirements: how much capital is necessary and sufficient for each bank, so that the system at hand is resilient? We give an answer to this question in the specific setting where the asset holdings follow a power-law distribution, which is the most typical case to consider. Then, in Section 5.2 we consider systems parametrized by two orthogonal characteristic quantities: *portfolio diversification* and *portfolio similarity*. We first study their effect analytically based on our previous results, and we also verify our findings with simulations for finite systems of reasonable size. Our examples demonstrate the effects of portfolio diversification and similarity on resilience in various sensible settings.

### 5.1 Minimal Capital Requirements

While the results in the previous section allow regulators to test the resilience of financial systems with respect to fire sales, a natural question from a regulatory perspective is to determine capital requirements that actually ensure resilience.

Historically, the first approach to systemic risk was to apply a monetary risk measure to some aggregated, system-wide risk factor, see [10, 30, 24] for an axiomatic characterization of this family of risk measures. Another approach is to determine the total risk by specifying capital requirements on an institutional level before aggregating to a system-wide risk factor, see [4, 6, 19]. An important question is then whether from an institutional viewpoint the requirements correspond to fair shares of the systemic risk, see e.g. [6]. In particular, a major problem in the implementation of the methodologies proposed in the aforementioned papers is that a given individual capital requirement in general depends on the configuration of the whole system. As a consequence, one institution's capital requirement may be manipulated by other institutions' behaviour, or the entrance of a new institution into the system would potentially alter the capital requirements of all other institutions, for example. An important contribution of the methodology proposed here is that, besides certain global parameters that need to be determined by a regulating institution, the implied requirement for a given institution  $i \in [n]$  depend on its local parameters, i.e., its capital and asset holdings, only.

Abstractly, a capital requirement is a function  $b : \mathbb{R}_+^m \rightarrow \mathbb{R}_+$  that assigns to any bank  $i \in [n]$  with asset holdings  $x_i^1, \dots, x_i^n$  a (minimal) required capital  $c_i = b(x_1, \dots, x_n)$ . In our stochastic setting this implies that  $C = b(X^1, \dots, X^m)$  is a random variable and we would like to give conditions on  $b$  that ensure resilience. We provide here only stylized examples for which analytic derivations are possible to illustrate the power of the stochastic model. For general system configurations one can always resort to numerical calculations.

Let us now assume that the distribution  $F_X$  of asset holdings has power law tail in the sense that there exist constants  $B_1, B_2 \in (0, \infty)$  such that for  $x$  large enough

$$B_1 x^{1-\beta} \leq 1 - F_X(x) \leq B_2 x^{1-\beta}, \quad (5.1)$$

for some  $\beta > 2$ . There is empirical evidence for power laws in investment volumes, see e.g. [21]. Moreover, we assume the setting of Section 4.2, that is, we assume that  $h(\chi) = \chi^\nu$  for some  $\nu$  and  $\rho(u) = u^q \wedge 1$  for  $q \in (0, \infty]$ .

One natural choice for the capitals  $c_i$  as a function of the asset holdings is of power form. We immediately get the following corollary, whose proof is a direct consequence of Theorem 4.6,

that determines sharply the magnitude of the minimal capital requirements to ensure resilience.

**Corollary 5.1.** *Let  $1 - \nu q < 0$  or  $q = \infty$  and  $c_i = \alpha x_i^\gamma$  for  $\alpha \in \mathbb{R}_+$  and  $\gamma \in \mathbb{R}_{+,0}$ . Then,*

1. *if  $\gamma > 1 - \nu(\beta - 2)$ , then the system is resilient.*
2. *if  $\gamma < 1 - \nu(\beta - 2)$ , then the system is non-resilient.*

*Proof.* Proof We verify the conditions of Theorem 4.6, i.e., we show that  $\alpha^* > 1/\nu$  (resp.  $< 1/\nu$ ) where  $\alpha^* = \sup\{\alpha \in \mathbb{R} : \mathbb{E}[X^{1+\alpha}/C^\alpha] < \infty\}$ . By the choice of capital  $C = X^\gamma$  we get that  $\mathbb{E}[X^{1+\alpha}/C^\alpha] = \mathbb{E}[X^{1+\alpha(1-\gamma)}]$  which is  $< \infty$  (resp.  $\infty$ ) for  $\alpha < (\beta - 2)/(1 - \gamma)$  (resp.  $\alpha > (\beta - 2)/(1 - \gamma)$ ). Under Assumption 1. then  $\alpha^* > 1/\nu$  while under Assumption 2.  $\alpha^* < 1/\nu$ .  $\square$

Additionally we can derive sufficient capital requirement in the multidimensional case. In this setting we assume there exist constants  $B_{1,m}, B_{2,m} \in (0, \infty)$  and  $\beta_m$  for  $m \in [M]$  such that for  $x$  large enough

$$B_{1,m}x^{1-\beta_m} \leq 1 - F_{X^m}(x) \leq B_{2,m}x^{1-\beta_m}. \quad (5.2)$$

**Corollary 5.2.** *Let  $1 - \nu q < 0$  or  $q = \infty$  and  $c_i = (\sum_{m \in [M]} \alpha x_i^m)^\gamma$  for some  $\alpha \in \mathbb{R}_+$  and  $\gamma \in \mathbb{R}_{+,0}$ . Let  $\beta_{\min} := \min\{\beta_1, \dots, \beta_m\}$ . Then,*

1. *if  $\gamma > 1 - \nu(\beta_{\min} - 2)$ , then the system is resilient.*
2. *if  $\gamma < 1 - \nu(\beta_{\min} - 2)$ , then the system is non-resilient.*

*Proof.* Proof The proof is immediate from Lemma 5.3 below, which allows to reduce to the one dimensional situation.  $\square$

The following result might be known, but we did not find reference to it in the literature. We provide a proof for completeness.

**Lemma 5.3.** *Let  $X^m, m \in [M]$  be random variables with power law tails as above and let  $\beta_{\min} := \min\{\beta_1, \dots, \beta_m\}$ . Then there exists  $B_1, B_2 > 0$  such that*

$$B_1x^{1-\beta_{\min}} \leq 1 - F_{X^1+\dots+X^M}(x) \leq B_2x^{1-\beta_{\min}}. \quad (5.3)$$

*Proof.* Proof We assume that  $M = 2$ ; the result for general  $M$  follows by induction. Let us further assume without loss of generality that  $F_{X^1}(x) = F_{X^2}(x) = 0$  for  $x < 1$  and  $\beta_{\min} = \beta_1 \leq \beta_2$ . Clearly,

$$1 - F_{X^1+X^2}(x) = \mathbb{P}(X_1 + X_2 > x) \geq \mathbb{P}(X_1 > x) = 1 - F_{X^1}(x) \geq B_{1,1}x^{1-\beta_1},$$

which provides the lower bound. By the union bound

$$\begin{aligned} 1 - F_{X^1+X^2}(x) &= \mathbb{P}(X_1 + X_2 > x) \leq \mathbb{P}(X_1 > x/2) + \mathbb{P}(X_2 > x/2) \\ &\leq 2 - F_{X^1}(x/2) - F_{X^2}(x/2) \\ &\leq B_{2,1}(x/2)^{1-\beta_1} + B_{2,2}(x/2)^{1-\beta_2} \\ &\leq (B_{2,1}2^{\beta_1-1} + B_{2,2}2^{\beta_2-1})x^{1-\beta_1} \end{aligned}$$

and we obtain the upper bound.  $\square$

## 5.2 The Effect of Portfolio Diversification and Similarity

For simplicity, throughout this section we assume that the limiting total asset holdings  $X^{\text{tot}} = X^1 + \dots + X^M$  are Pareto distributed with density  $f_{X^{\text{tot}}}(x) = (\beta - 1)x^{-\beta}\mathbf{1}\{x \geq 1\}$  for some exponent  $\beta > 2$ . One can generalize the example also to more general distributions. Further, we make the assumptions that  $\rho(u) = \mathbf{1}\{u \geq 1\}$  and  $h^m(\chi) = 1 - e^{-\chi^m}$  to simplify calculations, but also for other sensible choices our observations below are applicable.

In a first setting we consider a system of institutions whose investment in each asset  $m \in [M]$  makes up a fraction  $\lambda^m \in \mathbb{R}_+$  of their total asset holdings, where  $\sum_{m \in [M]} \lambda^m = 1$ .

**Example 5.4.** *For a system as described above the functions  $f^m(\chi)$  are given by*

$$f^m(\chi) = \lambda^m \mathbb{E} \left[ X^{\text{tot}} \mathbf{1} \left\{ X^{\text{tot}} \sum_{\ell=1}^M \lambda^\ell (1 - e^{-\chi^\ell}) \geq C \right\} \right] - \chi^m, \quad m \in [M].$$

Let us write  $t = \sum_{1 \leq \ell \leq M} \lambda^\ell (1 - e^{-\chi^\ell})$  for short. Now assume similar to Corollary 5.1 that  $C = \alpha(X^{\text{tot}})^\gamma$  for some constants  $\alpha, \gamma \in \mathbb{R}_{+,0}$ . Then

$$\begin{aligned} f^m(\chi) &= \lambda^m \mathbb{E} \left[ X^{\text{tot}} \mathbf{1} \left\{ X^{\text{tot}} \geq (\alpha/t)^{\frac{1}{1-\gamma}} \right\} \right] - \chi^m \\ &= \lambda^m \int_{\max\{1, (\alpha/t)^{1/(1-\gamma)}\}}^{\infty} (\beta - 1)x^{1-\beta} dx - \chi^m = \lambda^m \frac{\beta - 1}{\beta - 2} \min \left\{ 1, (t\alpha^{-1})^{\frac{\beta-2}{1-\gamma}} \right\} - \chi^m. \end{aligned}$$

Motivated by the symmetry of the functions, we consider  $f^m(\chi)$  along direction  $\mathbf{v} \in \mathbb{R}_+^M$ , with  $v^m = (\lambda^m)^{-1}$ . Then

$$\frac{f^m(\chi \mathbf{v})}{\lambda^m} = \frac{\beta - 1}{\beta - 2} \left( \alpha^{-1} \sum_{\ell=1}^M \lambda^\ell (1 - e^{-\chi/\lambda^\ell}) \right)^{\frac{\beta-2}{1-\gamma}} - \frac{\chi}{(\lambda^m)^2}.$$

Let  $\gamma_c := 3 - \beta$  and  $\alpha_c := \sum_{m \in [M]} (\lambda^m)^2 (\beta - 1) / (\beta - 2)$ . We infer that if  $\chi \in \mathbb{R}_{+,0}$  is small enough and  $\gamma > \gamma_c$  or  $\gamma = \gamma_c$  and  $\alpha > \alpha_c$ , then  $\frac{d}{d\chi} f^m(\chi \mathbf{v}) < 0$  for all  $m \in [M]$ . That is,  $\chi^* = \mathbf{0}$  and the auxiliary system is resilient by Corollary 3.6. On the other hand, if either  $\gamma < \gamma_c$  or  $\gamma = \gamma_c$  and  $\alpha < \alpha_c$ , then  $\frac{d}{d\chi} f^m(\chi \mathbf{v}) > 0$  for all  $m \in [M]$  and the system is non-resilient by Theorem 3.7. Since  $\gamma_c$  does not depend on the choice of  $\{\lambda^m\}_{m \in [M]}$ , it makes sense to consider  $\alpha_c$  as a measure for stability of the system (the smaller  $\alpha_c$ , the more stable the system). Clearly,  $\alpha_c$  becomes minimized for  $\lambda^m = M^{-1}$  for all  $m \in [M]$  and hence a perfectly diversified system requires least capital and can be seen as the most stable (see also discussion after Example 5.5).

Next, we consider a financial system that comprises of  $S \in \mathbb{N}$  subsystems of equal size  $n/S$ . For each subsystem  $s \in [S]$  there is a set of  $D_s = D \in \mathbb{N}$  specialized assets that can only be invested in by institutions from  $s$ . In addition to these  $S \cdot D$  specialized assets, there is a set of  $J \in \mathbb{N}$  joint assets that can be invested in by any institution. Thus, each institution can choose from  $\Delta := D + J$  different assets to invest in. We call  $\Delta$  the *diversification* of the system. Further, let  $\Sigma := J/\Delta$  be the (*portfolio*) *similarity* in the system. Then, as in Example 5.4, one possible route to take is it determine the optimal investments for each institution (that is shifted towards investing in the specialized assets to avoid overlap with other subsystems). Instead we assume in the following example that each institution still perfectly diversifies its investment over the  $\Delta = D + J$  assets available to it.

**Example 5.5.** *Consider a system as described above consisting of  $S$  subsystems and allowing each institution to invest in  $D$  specialized assets and in  $J$  joint assets in equal shares. Then the*

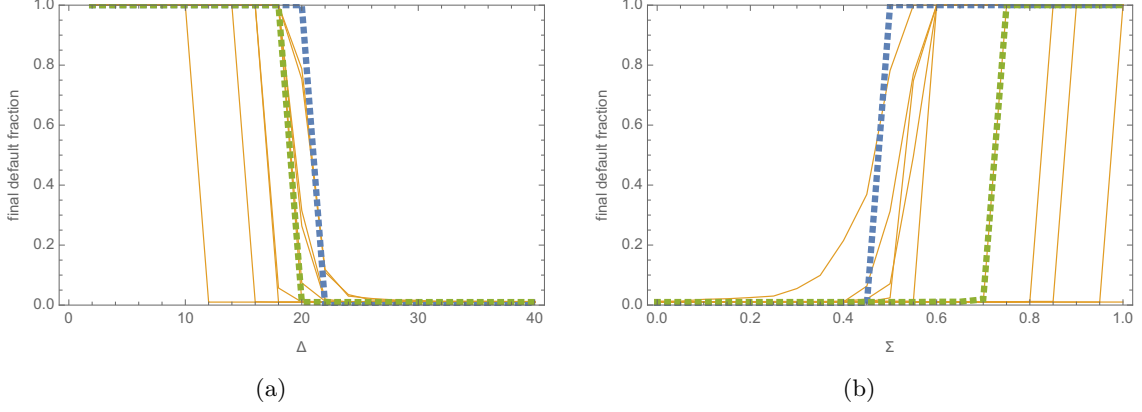


Figure 5: Figure corresponding to the simulation study. (a) The effect of varying portfolio diversification  $\Delta$  as  $\Sigma = 0.5$  is fixed. (b) The effect of varying portfolio similarity as  $\Delta = 20$  is fixed. In blue: the theoretical final default fraction. In orange: 10 exemplary simulations. In green: the median over  $10^3$  simulations.

system is described by the following functions:

$$f^j(\chi) := S^{-1} \sum_{s=1}^S \mathbb{E} \left[ \frac{X^{\text{tot}}}{D+J} \mathbf{1} \left\{ \frac{X^{\text{tot}}}{D+J} \left( \sum_{k=1}^J (1 - e^{-\chi^k}) + \sum_{d=1}^D (1 - e^{-\chi^{s,d}}) \right) \geq C \right\} \right] - \chi^j,$$

$$f^{s,d}(\chi) := S^{-1} \mathbb{E} \left[ \frac{X^{\text{tot}}}{D+J} \mathbf{1} \left\{ \frac{X^{\text{tot}}}{D+J} \left( \sum_{j=1}^J (1 - e^{-\chi^j}) + \sum_{e=1}^D (1 - e^{-\chi^{s,e}}) \right) \geq C \right\} \right] - \chi^{s,d},$$

where  $j \in [J]$ ,  $s \in [S]$ ,  $d \in [D]$  and  $\chi = (\chi^1, \dots, \chi^J, \chi^{1,1}, \dots, \chi^{S,D}) \in \mathbb{R}_{+,0}^{J+SD}$  with small misuse of notation. Similar as in Example 5.4 we derive that

$$\gamma_c = 3 - \beta \quad \text{and} \quad \alpha_c = \frac{J + \frac{D}{S}}{(D+J)^2} \frac{\beta - 1}{\beta - 2} = \frac{1 + (S-1)\Sigma}{\Delta S} \frac{\beta - 1}{\beta - 2}.$$

From the formula it is obvious that  $\alpha_c$  decreases (i. e. capital required to ensure resilience) as  $\Delta$  increases or  $\Sigma$  decreases.

The examples show that diversification reduces the capital necessary to ensure resilience whereas stronger similarity between the institutions' portfolios increases it. The fact that diversification is favourable might seem at odds with other studies in the literature (see for example [26, 5, 32]), which find that diversification can increase externalities and is less favourable from a systemic risk perspective. In the second example this discrepancy is not surprising, as increased diversity arises due to an increased number of assets. In the first example it is due the fact that capital requirements ensure resilience and that amplification effects are small. The sales pressure arising from the shock to some banks is then distributed among more assets, each of them being less impacted. Spillover effects to other institutions are contained due to the nature of the capital requirements based on  $X^{\text{tot}}$ .

**Simulation Study** Note that all previous conclusions build on the (asymptotic) theory developed in the previous sections. To verify and back up the result for finite systems, however, we also give a simulation based verification for a series of moderate size ( $n = 10^4$ ) systems. In the setting of the last example our choices of the parameters are as follows. We set  $\beta = 3$  and  $S = 2$  and  $D = J = 10$ . Then we obtain  $\Delta = 20$ ,  $\Sigma = 0.5$ ,  $\gamma_c = 0$  and  $\alpha_c = 0.075$ . We assign

to each institution the capital  $c_i = \alpha_c$ . Further, we draw the total asset holdings  $x_i^{\text{tot}}$  for each institution  $i \in [n]$  as random numbers according to the above described Pareto distribution. Finally, we randomly choose a set of initially defaulted institutions of size  $0.01n$  and equally distribute it across the  $S$  subsystems.

To see the effect of diversification, we first fix  $\Sigma = 0.5$  and let  $D = J$  vary from 1 to 20 (i.e.  $\Delta \in [40]$ ). The results are plotted in Figure 5(a). Since we calibrated the capitals  $c_i = \alpha_c$  to the values  $\Delta = 20$  and  $\Sigma = 0.5$ , the theoretical (asymptotic) final default fraction is 1 for  $\Delta \leq 20$  and 0 otherwise. This curve is shown in blue. In orange we illustrate 10 of the  $10^3$  simulations. One can see that in each simulation the final default fraction rapidly decreases at a certain value for  $\Delta$  close to the theoretical value of 20. In green finally, we plot the median over all  $10^3$  simulations which is very close to the theoretical curve despite the finite system size and hence verifies that systems become more resilient as  $\Delta$  increases. Deviations from the theoretical curve become smaller as  $n$  increases.

Furthermore, in the same setting we conducted simulations for systems of fixed diversification  $\Delta = 20$  and varying similarity  $\Sigma$  between 0 and 1 ( $J \in [0, 20]$  and  $D = 20 - J$ ). The results are shown in Figure 5(b). Again, in blue we plot the theoretically predicted curve which is 0 for  $\Sigma < 0.5$  and 1 otherwise. In orange 10 exemplary simulations are shown. For these, one can see that either there exists an individual threshold for  $\Sigma$  close to 0.5 at which the final default fraction rapidly increases or the final fraction stays constant at 1%. The median over the  $10^3$  simulations for each  $\Sigma$  can be seen in green and it verifies that the system becomes less resilient as the similarity  $\Sigma$  increases. Again deviations from the theoretical curve are due to finite size effects and become smaller as  $n$  increases.

## 6 Conclusions & Future Research Directions

In this paper we introduced and studied a model for fire sales. Our model describes the state of a financial system by specifying for each participant the capital and the amount of  $m$  distinct assets that she possesses. All this information is concisely represented by the empirical distribution function of the previously mentioned parameters. Then this system gets initially shocked – the participants suffer losses – and as consequence assets get sold, which causes the prices to go down, and so an iterated process of selling and price decline starts rolling. Here we studied the final state of the system, in particular the number of sold assets and the final default fraction. Our main driving question was to understand which structural characteristics promote or hinder the outbreak of fire sales, and thus our approach is fundamentally asymptotical in nature: we ‘gathered’ all systems that are similar – in terms of the empirical distribution – and studied, as the system size gets large, the effect of various statistical parameters of the (limiting) distribution function. Our results provide in many settings a characterization of resilient and non-resilient systems, and allow us to formulate explicit capital requirements as well as to study the effect of portfolio correlations.

There is a whole bunch of questions that may be investigated within the framework developed here.

- **Finite Systems** Our results are completely explicit in the stochastic model and thus, *a priori*, apply to large systems only. Our simulation studies show that, however, they are already good approximations for moderate-sized systems. A challenging direction for future research is to quantify precisely the *finite-size effect*: how do our results qualitatively carry over to systems of a given size  $n$ ? How can we adapt the notions of (non-)resilience, and what effect does it have, for example on the capital requirements that we develop?

- **Refined Models** Our model describes the process of (distressed) selling of the assets. However, there is no explicit modelling of other parties, like for example the buyers of assets, or effects, like the *buying* of assets when the price drops. The effect of other parties is captured here in an abstract way by the price impact function  $h$ . More refined models representing the statistical properties of further market participants and actions would constitute significant extensions of our model.
- **Capital Allocation Strategies** The results presented here allow us, among other things, to formulate minimal capital requirements that make the system resilient to fire sales. Thus, they constitute a building block of a more global capital allocation strategy that should be capable of making complex systems with also other types of interactions (like default/ liquidity contagion) resilient to initial stress. For example, our capital requirements can be combined with classical value-at-risk requirements used in the Basel III framework. Developing such global strategies and studying the interplay of various interactions is a significant research topic.
- **Portfolio Optimization** Our results are not only applicable from the view of regulators; they may also be utilized from market participants to optimize their portfolio with respect to systemic risk considerations. Developing adequate strategies by taking into consideration the effect of fire sales is a challenging open problem.

## 7 Generalised Statements and Proofs

### 7.1 Description and Analysis of the Fire Sales Process for a Discontinuous Sale Function $\rho$

To focus on the underlying phenomena of fire sales rather than be restrained by technical details, in the main part of this article we considered the special case of continuous sale functions  $\rho$ . As already the simple example of sales at default  $\rho(u) = \mathbf{1}\{u \geq 1\}$  shows, however, it is not untypical for thresholds to exist at which institutions sell a positive fraction of their assets and thus  $\rho$  to be discontinuous. By the explanation via thresholds, right-continuous sale functions are more natural than sale functions with discontinuities from the right, and we thus assume  $\rho$  to be right-continuous in the sequel and denote  $\hat{\rho}(u) := \lim_{\epsilon \rightarrow 0+} \rho((1 - \epsilon)u)$  its left-continuous modification. Replacing  $\rho$  by its right-continuous modification  $\bar{\rho}(u) := \lim_{\epsilon \rightarrow 0+} \rho((1 + \epsilon)u)$  in the following, however, really makes our results applicable to any non-decreasing sale function  $\rho$ . In addition to the results presented in the main body of the paper, the results presented here quantify, besides the final number of sold shares, also the final number of defaulted banks.

#### 7.1.1 The Deterministic Model

As for the continuous case in the main part of this article, we start by considering the auxiliary process in the deterministic model. For a general non-decreasing sales function  $\rho$  the equation

$$\mathbb{E} \left[ \mathbf{X}_n \rho \left( \frac{L_n + \mathbf{X}_n \cdot h(\chi)}{C_n} \right) \right] - \chi = 0 \quad (7.1)$$

(see (3.3)) has a smallest solution  $\bar{\chi}_n$  by the Knaster-Tarski theorem, and as in (3.4) it holds  $n^{-1} \lim_{k \rightarrow \infty} \sigma_{(k)} \leq \bar{\chi}_n$ . For left-continuous  $\rho$  in fact we would derive equality but for right-continuous  $\rho$  it is in general possible that  $n^{-1} \lim_{k \rightarrow \infty} \sigma_{(k)} < \bar{\chi}_n$ . This is the case if  $\lim_{k \rightarrow \infty} \sigma_{(k)}$  sold shares would be enough to start a new round of fire sales but this quantity is actually never



reached in finitely many rounds. Then the following holds and extends Proposition 3.1; the proof is straight-forward by bounding  $\rho$  from below with its left-continuous modification  $\dot{\rho}$ .

**Proposition 7.1.** *Consider the auxiliary process with a right-continuous sales function  $\rho$  and the corresponding left-continuous modification  $\dot{\rho}$ . Let  $\bar{\chi}_n \in \mathbb{R}_{+,0}^M$  denote the smallest solution of (7.1). Moreover, let  $\hat{\chi}_n \in \mathbb{R}_{+,0}^M$  be the smallest solution of*

$$\mathbb{E} \left[ \mathbf{X}_n \dot{\rho} \left( \frac{L_n + \mathbf{X}_n \cdot h(\chi)}{C_n} \right) \right] - \chi = 0.$$

Then the number of sold shares divided by  $n$  at the end of the fire sales process satisfies

$$\hat{\chi}_n \leq n^{-1} \lim_{k \rightarrow \infty} \sigma_{(k)} \leq \bar{\chi}_n. \quad (7.2)$$

The equilibrium vector  $n\bar{\chi}_n$  (in the sense of (7.1)) is thus a conservative bound on the final number of sold shares  $n\chi_n = \lim_{k \rightarrow \infty} \sigma_{(k)}$ . However, as discussed above the convergence of the fire sales process to a non-equilibrium heavily relies on the assumption of *arbitrarily* small sale sizes towards the end of the process. For real systems this is obviously not realistic since the least possible number of shares sold by an institution is lower bounded by 1. For all practical purposes it will therefore hold that  $\chi_n = \bar{\chi}_n$  and fire sales stop at an equilibrium state.

### 7.1.2 The Stochastic Model

We now consider a sequence of financial systems of increasing size  $n \in \mathbb{N}$  as before satisfying Assumption 2.1. As in Section 3.2 let  $f^m, g : \mathbb{R}_{+,0}^M \rightarrow \mathbb{R}$ ,  $m \in [M]$  be given by

$$f^m(\chi) := \mathbb{E} \left[ X^m \rho \left( \frac{L + \mathbf{X} \cdot h(\chi)}{C} \right) \right] - \chi^m, \quad m \in [M], \quad g(\chi) := \mathbb{P}(L + \mathbf{X} \cdot h(\chi) \geq C).$$

Moreover, motivated by the lower bound in Proposition 7.1 define the lower semi-continuous functions

$$\dot{f}^m(\chi) := \mathbb{E} \left[ X^m \dot{\rho} \left( \frac{L + \mathbf{X} \cdot h(\chi)}{C} \right) \right] - \chi^m, \quad m \in [M], \quad (7.3)$$

and let

$$\dot{g}(\chi) := \mathbb{P}(L + \mathbf{X} \cdot h(\chi) > C).$$

In addition to the sets  $S$  and  $S_0$  from Section 3.2, now also define

$$\dot{S} := \bigcap_{m \in [M]} \left\{ \chi \in \mathbb{R}_{+,0}^M : \dot{f}^m(\chi) \geq 0 \right\}$$

and denote by  $\dot{S}_0$  the largest connected subset of  $\dot{S}$  containing  $\mathbf{0}$  (clearly  $\dot{f}^m(\mathbf{0}) \geq 0$  for all  $m \in [M]$  and thus  $\mathbf{0} \in \dot{S}$ ). Note that still  $S$  and  $S_0$  are closed sets as  $f^m$ ,  $m \in [M]$ , are upper semi-continuous for the choice of right-continuous sale function  $\rho$ . Finally, as in Section 3.2 set

$$\chi^* \in \mathbb{R}_{+,0}^M \quad \text{with} \quad (\chi^*)^m := \sup_{\chi \in S_0} \chi^m.$$

We can then state the following generalization of Lemma 3.3.

**Lemma 7.2.** *There exists a smallest joint root  $\hat{\chi}$  of all functions  $\dot{f}^m(\chi)$ ,  $m \in [M]$ , with  $\hat{\chi} \in S_0$ . Further,  $\chi^*$  as defined above is a joint root of the functions  $f^m$ ,  $m \in [M]$ , and  $\chi^* \in S_0$ .*

In complete analogy to Theorem 3.4, but now without necessitating Assumption 2.2, we can describe the extent and impact of the auxiliary process together with bounds for the number of defaulted institutions.

**Theorem 7.3.** *Consider a  $(\mathbf{X}, C)$ -system with initial shock  $L$  satisfying Assumption 2.1. Assume that  $\rho$  is right-continuous. Then for  $\chi_n^m$ , the number of finally sold shares of asset  $m \in [M]$  divided by  $n$  in the auxiliary process, and for the final default fraction  $n^{-1}|\mathcal{D}_n|$ ,*

$$\hat{\chi}^m + o(1) \leq \chi_n^m \leq (\chi^*)^m + o(1), \quad \mathring{g}(\hat{\chi}) + o(1) \leq n^{-1}|\mathcal{D}_n| \leq g(\chi^*) + o(1).$$

*In particular, for the final price impact  $h^m(\chi_n)$  on asset  $m \in [M]$*

$$h^m(\hat{\chi}) + o(1) \leq h^m(\chi_n) \leq h^m(\chi^*) + o(1).$$

In addition to instability of the joint root  $\hat{\chi}$  (as is explained in Subsection 3.2) another explanation for  $\hat{\chi} \neq \chi^*$  could be that  $\hat{\chi}$  is a point of discontinuity for some  $f^m$  but this again is a rather pathological case. It then usually holds  $\mathring{g}(\hat{\chi}) = g(\chi^*)$  and Theorem 7.3 determines the limits of  $\chi_n$  and  $n^{-1}|\mathcal{D}_n|$  as  $n \rightarrow \infty$ .

### 7.1.3 (Non-)Resilience

In this section we study (non-)resilience properties of  $(\mathbf{X}, C)$ -systems in the general setting; note that these notions remains unaffected by our previous Assumption 2.2. The following statement thus generalizes Theorem 3.5 and also includes a statement about the default fraction.

**Theorem 7.4.** *Consider a  $(\mathbf{X}, C)$ -system satisfying Assumption 1. Assume that  $\rho$  is right-continuous. Then for each  $\epsilon > 0$  there exists  $\delta > 0$  such that for all initial shocks  $L$  with  $\mathbb{E}[L/C] < \delta$ , the number  $n\chi_{n,L}^m$  of finally sold shares of asset  $m \in [M]$  and the final set of defaulted institutions  $\mathcal{D}_{n,L}$  in the shocked system satisfy*

$$\limsup_{n \rightarrow \infty} \chi_{n,L}^m \leq (\chi^*)^m + \epsilon, \quad m \in [M] \quad \text{and} \quad \limsup_{n \rightarrow \infty} n^{-1}|\mathcal{D}_{n,L}| \leq g(\chi^*) + \epsilon.$$

Using the notations of Section 7.1.2 also the wording of Corollary 3.6 remains completely unchanged; that is, if  $\chi^* = 0$ , then the  $(\mathbf{X}, C)$ -system satisfying Assumption 1 with right-continuous  $\rho$  is resilient.

We now turn to the case  $\chi^* > 0$ . Theorem 3.7 remains unchanged in case  $\rho$  is strictly increasing in a neighbourhood of 0. If  $\rho$  is not strictly increasing, we distinguish between non-resilience and weak non-resilience.

**Theorem 7.5.** *Consider a  $(\mathbf{X}, C)$ -system satisfying Assumption 1. Assume that  $\rho$  is right-continuous. Let  $\epsilon > 0$ . For every  $\delta > 0$  there exists a shock  $L$  with  $\mathbb{E}[L/C] < \delta$  and*

$$\liminf_{n \rightarrow \infty} \chi_{n,L}^m > (\chi^*)^m - \epsilon \quad \text{and} \quad \liminf_{n \rightarrow \infty} n^{-1}|\mathcal{D}_{n,L}| > \mathring{g}(\chi^*) - \epsilon.$$

In particular from Theorem 7.5 we immediately get the following result.

**Corollary 7.6** (Non-resilience Criterion). *If  $\chi^* > 0$ , then the  $(\mathbf{X}, C)$ -system is weakly non-resilient under the auxiliary process.*

## 7.2 Proofs of Statements

### 7.2.1 Proofs for Section 3 (auxiliary process)

*Proof.* Proof of Lemma 7.2. Existence of  $\hat{\chi}$  follows from the Knaster-Tarski theorem. We now construct a joint root  $\hat{S}_0 \ni \bar{\chi} \leq \hat{\chi}$  such that we can conclude  $\hat{\chi} = \bar{\chi} \in \hat{S}_0$ . It holds  $\hat{f}^m(\hat{\chi}) = 0$  for all  $m \in [M]$  and thus (for any fixed  $m \in [M]$ )  $\hat{f}^m(\chi) \leq 0$  for all  $\hat{\chi} \geq \chi \in \mathbb{R}_{+,0}^M$  such that  $\chi^m = \hat{\chi}^m$  by monotonicity of  $\hat{f}^m$ . Consider then the following sequence  $(\chi_{(k)})_{k \in \mathbb{N}} \subset \mathbb{R}_{+,0}^M$ :

- $\chi_{(0)} = \mathbf{0} \in \hat{S}_0$
- $\chi_{(1)} = (\chi_{(1)}^1, 0, \dots, 0)$ , where  $0 \leq \chi_{(1)}^1 \leq \hat{\chi}^1$  is the smallest possible value such that  $\hat{f}^1(\chi_{(1)}) = 0$ . It is possible to find such  $\chi_{(1)}^1$  since  $\hat{f}^1(\chi) + \chi^1$  is monotonically increasing in  $\chi^1$ ,  $\hat{f}^1(\mathbf{0}) \geq 0$  and  $\hat{f}^1(\hat{\chi}^1, 0, \dots, 0) \leq 0$ . By monotonicity of  $\hat{f}^m$  with respect to  $\chi^1$  for all  $m \in [M] \setminus \{1\}$ , it then holds  $\hat{f}^m(\chi_{(1)}) \geq \hat{f}^m(\mathbf{0}) \geq 0$  for all  $1 \neq m \in [M]$  and in particular  $\chi_{(1)} \in \hat{S}_0$ .
- $\chi_{(2)} = \chi_{(1)} + (0, \chi_{(2)}^2, 0, \dots, 0)$ , where  $0 \leq \chi_{(2)}^2 \leq \hat{\chi}^2$  is the smallest value such that  $\hat{f}^2(\chi_{(2)}) = 0$ . Again it is possible to find such  $\chi_{(2)}^2$  since  $\hat{f}^2(\chi) + \chi^2$  is monotonically increasing in  $\chi^2$ ,  $\hat{f}^2(\chi_{(1)}) \geq 0$  and  $\hat{f}^2(\chi_{(1)} + (0, \hat{\chi}^2, 0, \dots, 0)) \leq 0$ . By monotonicity of  $\hat{f}^m$  with respect to  $\chi^2$  for all  $m \in [M] \setminus \{2\}$ , it then holds  $\hat{f}^m(\chi_{(2)}) \geq \hat{f}^m(\chi_{(1)}) \geq 0$  for all  $2 \neq m \in [M]$  and in particular  $\chi_{(2)} \in \hat{S}_0$ .
- $\chi_{(i)}$ ,  $i \in \{3, \dots, M\}$ , are found analogously, changing only the corresponding coordinate.
- $\chi_{(M+1)} = \chi_{(M)} + (\chi_{(M+1)}^1 - \chi_{(M)}^1, 0, \dots, 0)$ , where  $\chi_{(M)}^1 \leq \chi_{(M+1)}^1 \leq \hat{\chi}^1$  is the smallest value such that  $\hat{f}^1(\chi_{(M+1)}) = 0$ , which is again possible by monotonicity of  $\hat{f}^1(\chi) + \chi^1$ ,  $\hat{f}^1(\chi_{(M)}) \geq 0$  and  $\hat{f}^1(\chi_{(M)} + (\hat{\chi}^1 - \chi_{(M)}^1, 0, \dots, 0)) \leq 0$ . Further, it still holds  $\chi_{(M+1)} \in \hat{S}_0$ .
- Continue for  $\chi_i$ ,  $i \geq M + 2$ .

The sequence  $(\chi_{(k)})_{k \in \mathbb{N}}$  constructed this way has the following properties: it is non-decreasing in each coordinate and bounded inside  $[\mathbf{0}, \hat{\chi}]$ . Hence by monotone convergence, each coordinate of  $\chi_{(k)}$  converges and so  $\bar{\chi} = \lim_{k \rightarrow \infty} \chi_{(k)}$  exists. Since the convergence is from below,

$$\begin{aligned} \hat{f}^m(\bar{\chi}) &= \mathbb{E} \left[ X^m \hat{\rho} \left( \frac{L + \mathbf{X} \cdot h(\lim_{k \rightarrow \infty} \chi_{(k)})}{C} \right) \right] - \lim_{k \rightarrow \infty} \chi_{(k)}^m \\ &= \lim_{k \rightarrow \infty} \mathbb{E} \left[ X^m \hat{\rho} \left( \frac{L + \mathbf{X} \cdot h(\chi_{(k)})}{C} \right) \right] - \chi_{(k)}^m = \lim_{k \rightarrow \infty} \hat{f}^m(\chi_{(k)}) \geq 0 \end{aligned}$$

and thus  $\bar{\chi} \in \hat{S}_0$ . Now suppose there is  $m \in [M]$  such that  $\hat{f}^m(\bar{\chi}) > 0$ . By lower semi-continuity of  $\hat{f}^m$  then also  $\hat{f}^m(\chi_{(k)}) > \epsilon$  for some  $\epsilon > 0$  and  $k$  large enough. This, however, is a contradiction to the construction of the sequence  $(\chi_{(k)})_{k \in \mathbb{N}}$  since  $\hat{f}^m(\chi_{(k)}) = 0$  in every  $M$ -th step. Hence  $\hat{f}^m(\bar{\chi}) = 0$  for all  $m \in [M]$  and  $\bar{\chi}$  is a joint root of all functions  $\hat{f}^m$ ,  $m \in [M]$ .

Now turn to the proof that  $\chi^* \in S_0$ . We first consider the case that  $\rho$  is continuous. We approximate  $\chi^* \in S_0$  by the sequence  $(\hat{\chi}(\epsilon))_{\epsilon > 0}$  of smallest fixpoints for the functions  $f^m(\chi) + \epsilon$ . This allows us to apply the Knaster-Tarski Theorem and the monotonicity properties of  $f^m + \epsilon$

as above. Simple topological arguments will then allow us to conclude that  $\chi^* \in S_0$ . Let for  $\epsilon > 0$

$$S(\epsilon) := \bigcap_{m \in [M]} \{\chi \in \mathbb{R}_{+,0}^M : f^m(\chi) \geq -\epsilon\}$$

and denote by  $S_0(\epsilon)$  the connected component of  $\mathbf{0}$  in  $S(\epsilon)$ . By the same procedure as for  $\hat{\chi}$  above, we now derive that there exists a smallest (componentwise) point  $\hat{\chi}(\epsilon) \in S_0(\epsilon)$  such that  $f^m(\hat{\chi}(\epsilon)) = -\epsilon$  for all  $m \in [M]$ . Clearly,  $\hat{\chi}(\epsilon)$  is non-decreasing (componentwise) in  $\epsilon$  and hence  $\tilde{\chi} := \lim_{\epsilon \rightarrow 0+} \hat{\chi}(\epsilon)$  exists (we will show that  $\tilde{\chi} = \chi^*$  in fact).

Now by monotonicity of  $S_0(\epsilon)$ , we derive that  $\hat{\chi}(\delta) \in S_0(\delta) \subseteq S_0(\epsilon)$  for all  $\delta \leq \epsilon$ . Since  $S_0(\epsilon)$  is a closed set, it must thus hold that also  $\tilde{\chi} = \lim_{\delta \rightarrow 0+} \hat{\chi}(\delta) \in S_0(\epsilon)$  for all  $\epsilon > 0$  and in particular,  $\tilde{\chi} \in \bigcap_{\epsilon > 0} S_0(\epsilon)$ . Further, we derive that  $\bigcap_{\epsilon > 0} S_0(\epsilon) \subseteq \bigcap_{\epsilon > 0} S(\epsilon) \subseteq S$ . Moreover,  $\bigcap_{\epsilon > 0} S_0(\epsilon)$  is the intersection of a chain of connected, compact sets in the Hausdorff space  $\mathbb{R}^M$  and it is hence a connected, compact set itself. Since it further contains  $\mathbf{0}$ , we can then conclude that  $\bigcap_{\epsilon > 0} S_0(\epsilon) \subseteq S_0$  and thus  $\tilde{\chi} \in S_0$ .

Consider now an arbitrary  $\chi \in S_0$ . We want to show that  $\chi \leq \tilde{\chi}$  componentwise and thus  $\tilde{\chi} = \chi^*$ . It suffices to show that  $S_0 \subset [\mathbf{0}, \hat{\chi}(\epsilon)]$  for all  $\epsilon$ . Then  $\chi \leq \hat{\chi}(\epsilon)$  and  $\chi \leq \lim_{\epsilon \rightarrow 0+} \hat{\chi}(\epsilon) = \tilde{\chi}$ . Hence assume that  $S_0 \not\subset [\mathbf{0}, \hat{\chi}(\epsilon)]$ . By connectedness of  $S_0$  we find  $\bar{\chi} \in S_0$  with  $\bar{\chi}^m \leq \hat{\chi}^m(\epsilon)$  for all  $m \in [M]$  and equality for at least one coordinate (otherwise  $S_0 \cap \partial[\mathbf{0}, \hat{\chi}(\epsilon)] = \emptyset$  and  $S_0 = (S_0 \cap (\mathbb{R}_{+,0}^M \setminus [\mathbf{0}, \hat{\chi}(\epsilon)])) \cup (S_0 \cap [\mathbf{0}, \hat{\chi}(\epsilon)])$  is the union of two open non-empty sets and hence not connected). W.l.o.g. let this coordinate be  $\bar{\chi}^1$ . By monotonicity of  $f^1$  with respect to  $\chi^m$  for every  $1 \neq m \in [M]$ , we thus derive that  $f^1(\bar{\chi}) \leq f^1(\hat{\chi}(\epsilon)) = -\epsilon < 0$  which is a contradiction to  $\bar{\chi} \in S_0$ .

Now consider the general case that  $\rho$  is right-continuous and let  $(\rho_r(u))_{r \in \mathbb{N}}$  a sequence of continuous sale functions approximating  $\rho$  from above. Denoting by  $S^r$  the analogue of  $S$  for the sale function  $\rho_r$ , we derive that  $S = \bigcap_{r \in \mathbb{N}} S^r$  since clearly  $S^r \supseteq S$  for all  $r \in \mathbb{N}$  and further by dominated convergence for every  $\chi \in \bigcap_{r \in \mathbb{N}} S^r$ ,

$$\chi^m \leq \mathbb{E} \left[ X^m \rho_r \left( \frac{L + \mathbf{X} \cdot h(\chi)}{C} \right) \right] \rightarrow \mathbb{E} \left[ X^m \rho \left( \frac{L + \mathbf{X} \cdot h(\chi)}{C} \right) \right], \quad \text{as } r \rightarrow \infty,$$

so that  $\bigcap_{r \in \mathbb{N}} S^r \subseteq S$ . If we further let  $S_0^r$  denote the largest connected subset of  $S^r$  containing  $\mathbf{0}$ , then  $S_0^r$  is compact and connected for every  $r \in \mathbb{N}$  and hence so is  $\bigcap_{r \in \mathbb{N}} S_0^r$ . Since further  $\mathbf{0} \in \bigcap_{r \in \mathbb{N}} S_0^r$ , we derive that  $\bigcap_{r \in \mathbb{N}} S_0^r = S_0$ . Let now  $\chi_r^*$  denote the analogue of  $\chi^*$  for the sale function  $\rho_r$ . Then  $\lim_{r \rightarrow \infty} \chi_r^* \in S_0^R$  for all  $R \in \mathbb{N}$  and hence  $\lim_{r \rightarrow \infty} \chi_r^* \in \bigcap_{R \in \mathbb{N}} S_0^R = S_0$ . Now suppose there existed a vector  $\chi \in S_0$  and  $m \in [M]$  such that  $\chi^m > \lim_{r \rightarrow \infty} (\chi_r^*)^m$ . Then also for  $R$  large enough,  $\chi^m > (\chi_R^*)^m$  and hence  $\chi \notin S_0^R$ . This, however, contradicts the assumption that  $\chi \in S_0 = \bigcap_{R \in \mathbb{N}} S_0^R$ . Hence there exists no such  $\chi \in S_0$  and  $\chi^* = \lim_{r \rightarrow \infty} \chi_r^* \in S_0$ .

Finally, we show that  $\chi^*$  is a joint root of  $f^m$ ,  $m \in [M]$ : Since  $\chi^* \in S_0$ , it holds that  $f^m(\chi^*) \geq 0$  for all  $m \in [M]$ . Assume now that  $f^m(\chi^*) > 0$  for some  $m \in [M]$ . We can then gradually increase the  $m$ -coordinate of  $\chi^*$  (until  $f^m(\chi^*) = 0$ ). By monotonicity of  $f^k(\chi)$  with respect to  $\chi^m$  for every  $m \neq k \in [M]$ , however, we can be sure that we do not leave the set  $S_0$  by this procedure which is a contradiction to the definition of  $\chi^*$ . Hence  $\chi^*$  is a joint root of  $f^m$ ,  $m \in [M]$ .  $\square$

**Remark 7.7.** In the proof of Lemma 3.3, for the case that  $\rho$  is continuous, we constructed  $\chi^*$  as the limit of a sequence  $(\hat{\chi}(\epsilon))_{\epsilon > 0}$  such that  $f^m(\hat{\chi}(\epsilon)) = -\epsilon$  for all  $m \in [M]$ . For non-continuous  $\rho$  by the Knaster-Tarski theorem we still know that there exists a smallest vector  $\hat{\chi}(\epsilon)$  such that  $f^m(\hat{\chi}(\epsilon)) = -\epsilon$ , but the construction of  $\hat{\chi}(\epsilon)$  as for  $\hat{\chi}$  in the proof of Lemma 3.3 fails and we can hence not be sure a priori that  $\hat{\chi}(\epsilon) \in S_0(\epsilon)$ . Hence let further  $\tilde{\chi}(\epsilon)$  be

defined as the smallest vector in  $S_0(\epsilon)$  such that  $f^m(\tilde{\chi}(\epsilon)) = -\epsilon$ . This vector exists again by the Knaster-Tarski theorem noting that analogue to Lemma 3.3  $S_0(\epsilon)$  contains its componentwise supremum  $\chi^*(\epsilon)$ . Then by the same means as above, we derive that  $\chi^* = \lim_{\epsilon \rightarrow 0} \tilde{\chi}(\epsilon)$ .

The rest of the section is devoted to the proof of Theorem 7.3 (and Theorem 3.4). There we are considering a sequence of financial systems. The following technical lemma about the convergence of the smallest joint roots will be quite handy.

**Lemma 7.8.** *Let a sequence (for  $r \in \mathbb{N}$ ) of financial systems be described by functions  $\mathring{f}_r^m$ ,  $m \in [M]$ , with smallest joint root  $\hat{\chi}_r$ . If  $\liminf_{r \rightarrow \infty} \mathring{f}_r^m(\chi) \geq \mathring{f}^m(\chi)$  pointwise for every  $m \in [M]$ , then  $\liminf_{r \rightarrow \infty} \hat{\chi}_r \geq \hat{\chi}$ , where  $\hat{\chi}$  denotes the smallest joint root of the functions  $\mathring{f}^m$ ,  $m \in [M]$ .*

*Proof.* Proof. The main difficulty in showing the claim is that  $\liminf_{r \rightarrow \infty} \mathring{f}_r^m(\chi) \geq \mathring{f}^m(\chi)$  only pointwise but not uniformly in  $\chi$ . A further difficulty is the multidimensionality. The main idea is to construct a path in analogy to the construction in Lemma 7.2 that leads to a point  $\tilde{\chi}(\epsilon)$  smaller but close to  $\hat{\chi}$ . On this path the functions  $\mathring{f}_r^m$ ,  $m \in [M]$  are all positive for  $r$  large. It can then be compared componentwise with a path leading to  $\hat{\chi}_r$ .

For this consider the construction of  $\hat{\chi}$  in Lemma 7.2 and change it in such a way that in each step  $k = LM + m$  (where  $L \in \mathbb{N}_0$  and  $m \in [M]$ ) a point  $\chi_{(k)}(\epsilon)$  is chosen such that  $\mathring{f}^m(\chi_{(k)}(\epsilon)) \leq \epsilon$  for some fixed  $\epsilon > 0$  (choose  $\chi_{(k)}^m(\epsilon) \geq \chi_{(k-1)}^m(\epsilon)$  as the smallest possible value such that this inequality holds; it will then either be  $\mathring{f}^m(\chi_{(k)}(\epsilon)) = \epsilon$  or  $\chi_{(k)}(\epsilon) = \chi_{(k-1)}(\epsilon)$ ). Note that  $\mathring{f}^m(\chi_{(k)}(\epsilon)) < \epsilon$  can only happen if  $\mathring{f}^m(\mathbf{0}) < \epsilon$  in which case there exists  $k_0 \in \mathbb{N}_\infty$  such that  $\chi_{(k)}^m = 0$  and  $\mathring{f}^m(\chi_{(k)}) < \epsilon$  for all  $k \leq k_0$  but  $\mathring{f}^m(\chi_{(k)}) \geq \epsilon$  and  $\chi_{(k)}^m > 0$  for  $k > k_0$ . Then  $(\chi_{(k)}(\epsilon))_{k \in \mathbb{N}}$  is a non-decreasing (componentwise) sequence bounded by  $\hat{\chi}$  and hence  $\tilde{\chi}(\epsilon) = \lim_{k \rightarrow \infty} \chi_{(k)}(\epsilon)$  exists. Further, it holds that  $\mathring{f}^m(\tilde{\chi}(\epsilon)) \leq \liminf_{k \rightarrow \infty} \mathring{f}^m(\chi_{(k)}(\epsilon)) \leq \epsilon$ . Finally,  $\tilde{\chi}(\epsilon)$  is non-increasing componentwise in  $\epsilon$  and bounded inside  $[0, \hat{\chi}]$  and thus  $\tilde{\chi} = \lim_{\epsilon \rightarrow 0+} \tilde{\chi}(\epsilon)$  exists. Moreover,  $\mathring{f}^m(\tilde{\chi}) \leq \liminf_{\epsilon \rightarrow 0+} \mathring{f}^m(\tilde{\chi}(\epsilon)) \leq \liminf_{\epsilon \rightarrow 0+} \epsilon = 0$  and hence in particular  $\tilde{\chi} = \hat{\chi}$ .

Fix now  $\delta > 0$  and choose  $\epsilon > 0$  small enough such that  $\tilde{\chi}^m(\epsilon) > \hat{\chi}^m(1 - \delta)^{1/2}$  for all  $m \in [M]$ . Further, choose  $K = K(\epsilon) \in \mathbb{N}$  large enough such that  $\chi_{(K)}^m(\epsilon) > \tilde{\chi}^m(\epsilon)(1 - \delta)^{1/2}$  for all  $m \in [M]$ . In particular,  $\chi_{(K)}^m(\epsilon) > \hat{\chi}^m(1 - \delta)$ . Now note that  $\hat{\chi}_r$  can be constructed by a sequence  $(\chi_{(k,r)})_{k \in \mathbb{N}}$  analogue to  $\hat{\chi}$  in the proof of Lemma 3.3 as well. We can then in each step  $k \in \mathbb{N}$  cap the element of the constructing sequence  $\chi_{(k,r)}$  at  $\chi_{(k)}(\epsilon)$ , which clearly does not increase the limit of the sequence. We want to make sure that in fact the cap is used in every step  $k \leq K$  if we only choose  $r$  large enough. Then we can conclude that  $\hat{\chi}_r \geq \chi_{(K)}(\epsilon) \geq \hat{\chi}(1 - \delta)$  and hence letting  $\delta \rightarrow 0$ ,  $\liminf_{r \rightarrow \infty} \hat{\chi}_r \geq \hat{\chi}$ .

We now show that the cap is applied in every step  $k \leq K$  for  $r$  large enough by an induction argument. For  $k = 0$ , clearly  $\chi_{(k,r)} = \chi_{(k)}(\epsilon) = \mathbf{0}$  and the cap is applied. Now let's assume it holds for  $k \leq k_0 < K$ . If  $\chi_{(k_0+1)}(\epsilon) = \chi_{(k_0)}(\epsilon)$ , then of course the cap is also applied in step  $k_0 + 1$  as the sequence  $\chi_{(k,r)}$  is increasing. Otherwise, note that by definition of  $\chi_{(k_0+1)}(\epsilon)$ , it holds  $\mathring{f}^m(\chi) \geq \epsilon$  for all  $\chi \in \mathbb{R}_{+,0}^M$  such that  $\chi^m \in [\chi_{(k_0)}^m(\epsilon), \chi_{(k_0+1)}^m(\epsilon)]$  and  $\chi^\ell = \chi_{(k_0)}^\ell(\epsilon) = \chi_{(k_0+1)}^\ell(\epsilon)$  for all  $\ell \in [M] \setminus \{m\}$ . Now choose a discretization  $\{\chi_j\}_{0 \leq j \leq J}$  of  $[\chi_{(k_0)}^m(\epsilon), \chi_{(k_0+1)}^m(\epsilon)]$  for  $J < \infty$  such that  $\chi_0 = \chi_{(k_0)}^m(\epsilon)$ ,  $\chi_J = \chi_{(k_0+1)}^m(\epsilon)$  and  $\chi_{j-1} < \chi_j < \chi_{j-1} + \epsilon/3$  for all  $j \in [J]$ . We now use the assumption that  $\liminf_{r \rightarrow \infty} \mathring{f}_r^m(\chi_j) \geq \mathring{f}^m(\chi_j)$  for every  $0 \leq j \leq J$ , where  $\chi_j^m = \chi_j$  and  $\chi_j^\ell = \chi_{(k_0)}^\ell(\epsilon)$  for  $\ell \in [M] \setminus \{m\}$ . Then for  $r$  large enough,  $\mathring{f}_r^m(\chi_j) \geq \mathring{f}^m(\chi_j) - \epsilon/3 \geq 2\epsilon/3$ .

Finally, for any linear interpolation  $\chi = \alpha\chi_{j-1} + (1 - \alpha)\chi_j$  between  $\chi_{j-1}$  and  $\chi_j$  ( $\alpha \in [0, 1]$ ),

$$\mathring{f}_r^m(\chi) \geq \mathring{f}_r^m(\chi_{j-1}) + \chi_{j-1}^m - \chi_j^m \geq 2\epsilon/3 - \epsilon/3 = \epsilon/3.$$

Hence the cap is applied in step  $k_0 + 1$ . As there are only finitely many steps  $k \leq K$ , this finishes the proof.  $\square$

*Proof.* Proof of Theorem 7.3. We start by proving the lower bound. Recall from Proposition 7.1 that  $\chi_n \geq \hat{\chi}_n$ . Using weak convergence of the random vector  $(\mathbf{X}_n, C_n, L_n)$  and approximating  $\mathring{\rho}$  from below by a sequence of continuous sale functions  $(\rho_r)_{r \in \mathbb{N}}$ , we derive for  $U \in \mathbb{R}_+$  that pointwise

$$\begin{aligned} \liminf_{n \rightarrow \infty} \mathbb{E} \left[ X_n^m \mathring{\rho} \left( \frac{L_n + \mathbf{X}_n \cdot h(\chi)}{C_n} \right) \right] &\geq \lim_{n \rightarrow \infty} \mathbb{E} \left[ (X_n^m \wedge U) \rho_r \left( \frac{L_n + \mathbf{X}_n \cdot h(\chi)}{C_n} \right) \right] \\ &= \mathbb{E} \left[ (X^m \wedge U) \rho_r \left( \frac{L + \mathbf{X} \cdot h(\chi)}{C} \right) \right]. \end{aligned}$$

Hence as  $U \rightarrow \infty$  and  $r \rightarrow \infty$  by monotone convergence,

$$\liminf_{n \rightarrow \infty} \mathbb{E} \left[ X_n^m \mathring{\rho} \left( \frac{L_n + \mathbf{X}_n \cdot h(\chi)}{C_n} \right) \right] - \chi^m \geq \mathring{f}^m(\chi) \quad (7.4)$$

and we can use Lemma 7.8 to derive that  $\liminf_{n \rightarrow \infty} \chi_n \geq \liminf_{n \rightarrow \infty} \hat{\chi}_n \geq \hat{\chi}$ .

We now want to show the lower bound on the final default fraction. Fix some  $\delta > 0$  and choose  $n$  large enough such that  $\chi_n \geq \hat{\chi}_n \geq (1 - \delta)\hat{\chi}$  componentwise. Then

$$n^{-1}|\mathcal{D}_n| = \mathbb{P}(L_n + \mathbf{X}_n \cdot h(\chi_n) \geq C_n) \geq \mathbb{P}(L_n + \mathbf{X}_n \cdot h((1 - \delta)\hat{\chi}) > C_n).$$

However, using weak convergence of  $(\mathbf{X}_n, C_n, L_n)$  and approximating the indicator function  $\mathbf{1}\{y > 1\}$  from below by continuous functions  $(\phi_t)_{t \in \mathbb{N}}$ , we derive that

$$\liminf_{n \rightarrow \infty} n^{-1}|\mathcal{D}_n| \geq \lim_{n \rightarrow \infty} \mathbb{E} \left[ \phi_t \left( \frac{L_n + \mathbf{X}_n \cdot h((1 - \delta)\hat{\chi})}{C_n} \right) \right] = \mathbb{E} \left[ \phi_t \left( \frac{L + \mathbf{X} \cdot h((1 - \delta)\hat{\chi})}{C} \right) \right]$$

and as  $t \rightarrow \infty$ ,

$$\liminf_{n \rightarrow \infty} n^{-1}|\mathcal{D}_n| \geq \mathbb{P}(L + \mathbf{X} \cdot h((1 - \delta)\hat{\chi}) > C) = \mathring{g}((1 - \delta)\hat{\chi}).$$

This quantity now tends to  $\mathring{g}(\hat{\chi})$  as  $\delta \rightarrow 0$  by lower semi-continuity of  $\mathring{g}$ .

Now we approach the second part of the theorem. Recall from Proposition 7.1 that  $\chi_n \leq \bar{\chi}_n$ . By the construction of  $\chi^*$  in the proof of Lemma 3.3, we have a non-increasing (in  $\epsilon$ ) sequence  $(\hat{\chi}(\epsilon))_{\epsilon > 0}$  such that  $\lim_{\epsilon \rightarrow 0+} \hat{\chi}(\epsilon) = \chi^*$ . (See Remark 7.7 for non-continuous  $\rho$ .) In particular,  $\chi^* \leq \hat{\chi}(\epsilon)$  for every  $\epsilon > 0$  and  $f^m(\hat{\chi}(\epsilon)) = -\epsilon$ . Using weak convergence of  $(\mathbf{X}_n, C_n, L_n)$  we derive for  $U \in \mathbb{R}_+$  and  $(\rho_s)_{s \in \mathbb{N}}$  an approximation of  $\rho$  from above by continuous sale functions that

$$\begin{aligned} \limsup_{n \rightarrow \infty} \mathbb{E} \left[ X_n^m \rho \left( \frac{L_n + \mathbf{X}_n \cdot h(\hat{\chi}(\epsilon))}{C_n} \right) \right] &= \mathbb{E}[X^m] - \liminf_{n \rightarrow \infty} \mathbb{E} \left[ X_n^m \left( 1 - \rho \left( \frac{L_n + \mathbf{X}_n \cdot h(\hat{\chi}(\epsilon))}{C_n} \right) \right) \right] \\ &\leq \mathbb{E}[X^m] - \liminf_{n \rightarrow \infty} \mathbb{E} \left[ (X_n^m \wedge U) \left( 1 - \rho_s \left( \frac{L_n + \mathbf{X}_n \cdot h(\hat{\chi}(\epsilon))}{C_n} \right) \right) \right] \\ &= \mathbb{E}[X^m] - \mathbb{E} \left[ (X^m \wedge U) \left( 1 - \rho_s \left( \frac{L + \mathbf{X} \cdot h(\hat{\chi}(\epsilon))}{C} \right) \right) \right] \end{aligned}$$

and as  $U \rightarrow \infty$ ,  $s \rightarrow \infty$ , by monotone convergence

$$\limsup_{n \rightarrow \infty} \mathbb{E} \left[ X_n^m \rho \left( \frac{L_n + \mathbf{X}_n \cdot h(\hat{\chi}(\epsilon))}{C_n} \right) \right] \leq f^m(\hat{\chi}(\epsilon)) + \hat{\chi}^m(\epsilon) = \hat{\chi}^m(\epsilon) - \epsilon.$$

Hence for  $n$  large enough it holds

$$\mathbb{E} \left[ X_n^m \rho \left( \frac{L_n + \mathbf{X}_n \cdot h(\hat{\chi}(\epsilon))}{C_n} \right) \right] - \hat{\chi}^m(\epsilon) \leq -\epsilon/2 < 0$$

for all  $m \in [M]$ . In particular, we know that  $\bar{\chi}_n \leq \hat{\chi}(\epsilon)$ . Letting  $\epsilon \rightarrow 0$ , this shows that  $\limsup_{n \rightarrow \infty} \chi_n^m \leq \limsup_{n \rightarrow \infty} \bar{\chi}_n^m \leq (\chi^*)^m$  for all  $m \in [M]$  and hence completes the proof of the upper bound on finally sold assets.

For the upper bound on the final default fraction  $n^{-1}|\mathcal{D}_n| = \mathbb{P}(L_n + \mathbf{X}_n \cdot h(\chi_n) \geq C_n)$ , approximate the indicator function  $\mathbf{1}\{y \geq 1\}$  from above by continuous functions  $(\psi_t)_{t \in \mathbb{N}}$  and use weak convergence of  $(\mathbf{X}_n, C_n, L_n)$  to derive

$$\limsup_{n \rightarrow \infty} n^{-1}|\mathcal{D}_n| \leq \lim_{n \rightarrow \infty} \mathbb{E} \left[ \psi_t \left( \frac{L_n + \mathbf{X}_n \cdot h(\hat{\chi}(\epsilon))}{C_n} \right) \right] = \mathbb{E} \left[ \psi_t \left( \frac{L + \mathbf{X} \cdot h(\hat{\chi}(\epsilon))}{C} \right) \right]$$

and as  $t \rightarrow \infty$ ,  $\limsup_{n \rightarrow \infty} n^{-1}|\mathcal{D}_n| \leq g(\hat{\chi}(\epsilon))$ . Letting  $\epsilon \rightarrow 0$ , thus shows the second part of the theorem by upper semi-continuity of  $g$ .  $\square$

In the following two proofs we use the notations  $g$ ,  $f^m$ ,  $\hat{g}$ ,  $\hat{f}^m$ ,  $\hat{\chi}$  and  $\chi^*$  as introduced in 7.1.2 but for an unshocked  $(\mathbf{X}, C)$ -system. If instead we index these quantities by  $\cdot_L$ , we mean the system shocked by  $L$ .

*Proof.* Proof of Theorem 3.5. By Remark 7.7, there exists a sequence of vectors  $\tilde{\chi}(\gamma) \in \mathbb{R}_{+,0}^M$  such that  $f^m(\tilde{\chi}(\gamma)) = -\gamma$  for all  $m \in [M]$  and arbitrary  $\gamma \in \mathbb{R}_+$ . Now for arbitrary  $\alpha \in \mathbb{R}_+$  it holds that

$$\begin{aligned} f_L^m(\chi) &= \mathbb{E} \left[ X^m \rho \left( \frac{L + \mathbf{X} \cdot h(\chi)}{C} \right) \right] - \chi^m \\ &\leq \mathbb{E} \left[ X^m \mathbf{1} \left\{ \frac{L}{C} \geq \alpha \right\} \right] + \mathbb{E} \left[ X^m \rho \left( \frac{\alpha C + \mathbf{X} \cdot h(\chi)}{C} \right) \right] - \chi^m. \end{aligned}$$

Since  $\mathbb{E}[L/C] < \delta$ , by Markov's inequality it holds that  $\mathbb{P}(L/C \geq \alpha) \leq \delta/\alpha$  and hence for  $\delta > 0$  small enough, we have  $\mathbb{E}[X^m \mathbf{1}\{L/C \geq \alpha\}] \leq \gamma/3$  (recall that  $\mathbb{E}[X^m] < \infty$ ). By dominated convergence and right-continuity of  $\rho$ , it thus holds that  $f_L^m(\chi) \leq f^m(\chi) + 2\gamma/3$  for  $\alpha > 0$  small enough such that

$$\mathbb{E} \left[ X^m \rho \left( \frac{\alpha C + \mathbf{X} \cdot h(\chi)}{C} \right) \right] \leq \mathbb{E} \left[ X^m \rho \left( \frac{\mathbf{X} \cdot h(\chi)}{C} \right) \right] + \gamma/3.$$

In particular,  $f_L^m(\tilde{\chi}(\gamma)) \leq -\gamma/3 < 0$  and hence  $\chi_L^* < \tilde{\chi}(\gamma)$  for  $\delta$  small enough. By similar means, we further derive that for  $\delta$  small enough it holds  $g_L(\tilde{\chi}(\gamma)) \leq g(\tilde{\chi}(\gamma)) + \epsilon/3$ . Together with Theorem 3.4, we thus derive that

$$\limsup_{n \rightarrow \infty} n^{-1}|\mathcal{D}_{n,L}| \leq g_L(\chi_L^*) + \epsilon/3 \leq g_L(\tilde{\chi}(\gamma)) + \epsilon/3 \leq g(\tilde{\chi}(\gamma)) + 2\epsilon/3.$$

Now since  $\tilde{\chi}(\gamma) \rightarrow \chi^*$  and by upper semi-continuity of  $g$ , we can choose  $\gamma > 0$  small enough

such that  $g(\tilde{\chi}(\gamma)) \leq g(\chi^*) + \epsilon/3$  and conclude that  $\limsup_{n \rightarrow \infty} n^{-1} |\mathcal{D}_{n,L}| \leq g(\chi^*) + \epsilon$ .

For the bound on  $(\chi_{n,L}^m)$  choose  $\gamma$  and  $\delta$  small enough such that  $(\chi_L^*)^m \leq \tilde{\chi}^m(\gamma) + \epsilon/3 \leq (\chi^*)^m + 2\epsilon/3$  and conclude by Theorem 3.4 that

$$\limsup_{n \rightarrow \infty} (\chi_{n,L}^m) \leq (\chi_L^*)^m + \epsilon/3 \leq (\chi^*)^m + \epsilon.$$

□

*Proof.* Proof of Theorem 3.7. For some  $l \in [M]$  it must hold that  $\mathbb{P}(L, X^l > 0) > 0$  and thus there exists  $\delta > 0$  and  $\mathcal{A} \subset \Omega$  such that  $L, X^l \geq \delta$  on  $\mathcal{A}$ . Then we can find  $\tilde{\mathcal{A}} \subset \mathcal{A}$  and  $x_0$  large such that  $C \leq x_0$  on  $\tilde{\mathcal{A}}$  and therefore  $L/C \geq \delta/x_0$  on  $\tilde{\mathcal{A}}$ . Since  $\rho$  is assumed to be strictly increasing we can conclude that  $\varepsilon := \rho(\delta/x_0) > 0$ . We obtain that

$$\mathbb{E} \left[ X^l \rho \left( \frac{L + \mathbf{X} \cdot h(0)}{C} \right) \right] \geq \varepsilon \delta \mathbb{P}(\tilde{\mathcal{A}}) > 0$$

and thus  $\mathring{f}_L^l(\mathbf{0}) > 0$ . Therefore  $\mathbf{0}$  is not a joint root of the functions  $\mathring{f}_L^m(\mathbf{0}), m \in [M]$  and in fact the auxiliary process starts. Because of  $\mathring{f}_L^m(\chi) \geq \mathring{f}^m(\chi)$  it follows that  $\hat{\chi}_L \geq \chi^*$  and thus Theorem 7.4 completes the proof. □

*Proof.* Proof of Theorem 7.5. For a given  $\delta > 0$  we consider a shock which is such that  $\mathbb{P}(L = 2C) = \delta/3$  and  $\mathbb{P}(L = 0) = 1 - \delta/3$ . Such shock can be chosen to be independent of  $\mathbf{X}$ . Then clearly  $\mathbb{E}[L/C] = (2/3)\delta < \delta$ . Moreover since  $\rho(1) = 1$  it follows that  $\mathring{f}_L^m(\mathbf{0}) = \mathbb{E}[X^m](2/3)\delta$  for  $m \in [M]$ . Since  $\mathbb{E}[X^l] > 0$  for some  $l \in [M]$ , it follows that  $\mathring{f}_L^l(\mathbf{0}) > 0$  for some  $l \in [M]$ . Now the same arguments as in the proof of Theorem 3.7 can be applied. □

### 7.2.2 Proofs for Section 4 (Fire Sales Process)

*Proof.* Proof of Theorem 4.6 We start with the case  $1 - \nu q > 0$ . Using Theorem 4.2 it is enough to show for some fixed  $\varepsilon \in (0, 1)$  that  $\liminf_{n \rightarrow \infty} \mathbb{E}[X \rho_\varepsilon \left( \frac{Xh(a_n)}{C} \right)]/a_n > 1$  for any sequence  $(a_n)_{n \geq 1}$  with  $\lim_{n \rightarrow \infty} a_n = 0$ . Using Fatou's lemma we get that

$$\begin{aligned} \liminf_{n \rightarrow \infty} \mathbb{E} \left[ X \rho_\varepsilon \left( \frac{Xh(a_n)}{C} \right) / a_n \right] &\geq \mathbb{E} \left[ \liminf_{n \rightarrow \infty} X \rho_\varepsilon \left( \frac{Xh(a_n)}{C} \right) / a_n \right] \\ &= \mathbb{E} \left[ \liminf_{n \rightarrow \infty} X \left( \frac{Xa_n^\nu}{C} \right)^q / a_n \right] \\ &= \mathbb{E} \left[ \liminf_{n \rightarrow \infty} a_n^{\nu q - 1} X \left( \frac{X}{C} \right)^q \right] = \mathbb{E} [\infty \cdot \mathbf{1}_{\{X(X/C)^q \neq 0\}}] = \infty, \end{aligned}$$

and thus the real system is non-resilient.

We next look at the case  $1 - \nu q = 0$ . Let  $\mathbb{E}[X(X/C)^q] < 1$ . We show resilience of the auxiliary process from which resilience for the real process follows by Theorem 4.1. As before, let  $(a_n)_{n \geq 1}$  be a sequence with  $\lim_{n \rightarrow \infty} a_n = 0$ . We need to show that  $\limsup_{n \rightarrow \infty} \mathbb{E}[X \rho(Xh(a_n)/C)]/a_n < \infty$ .



1. Define the event  $\mathcal{A}_n := \{(X/C)^q \leq 1/a_n\}$ . First observe that since  $q = 1/\nu$

$$\begin{aligned} Xa_n^{-1}\rho\left(\frac{Xh(a_n)}{C}\right) &= Xa_n^{-1}\left(\frac{Xh(a_n)}{C}\right)^q \mathbf{1}_{\mathcal{A}_n} + Xa_n^{-1}\mathbf{1}_{\mathcal{A}_n^c} \\ &= X(X/C)^q \mathbf{1}_{\mathcal{A}_n} + Xa_n^{-1}\mathbf{1}_{\mathcal{A}_n^c} \\ &\leq X(X/C)^q \mathbf{1}_{\mathcal{A}_n} + X(X/C)^q \mathbf{1}_{\mathcal{A}_n^c} = X(X/C)^q. \end{aligned}$$

It follows that

$$\lim_{n \rightarrow \infty} \mathbb{E} \left[ Xa_n^{-1}\rho\left(\frac{Xh(a_n)}{C}\right) \right] \leq \lim_{n \rightarrow \infty} \mathbb{E} [X(X/C)^q] = \mathbb{E} [X(X/C)^q] < 1,$$

and thus the system is resilient. On the contrary if  $\mathbb{E}[X(X/C)^q] > 1$ , then for fixed  $\varepsilon > 0$  define  $\mathcal{A}_n := \{(X/C)^q \leq (1/a_n)\varepsilon\}$  and observe that  $\mathcal{A}_n \nearrow \Omega$ . It follows for  $\varepsilon > 0$  small enough that

$$\lim_{n \rightarrow \infty} \mathbb{E} \left[ (1 - \varepsilon)Xa_n^{-1}\rho_\varepsilon\left(\frac{Xh(a_n)}{C}\right) \right] \geq \lim_{n \rightarrow \infty} \mathbb{E}[(1 - \varepsilon)X(X/C)^q \mathbf{1}_{\mathcal{A}_n}] > 1,$$

and thus the real system is non-resilient.

Now consider the remaining case  $1 - \nu q < 0$ . First assume that  $\alpha^* > 1/\nu$ , where we claim resilience of the auxiliary process. Chose  $1 < \delta$  such that  $\delta(1/\nu) < \min\{\alpha^*, q\}$  and set  $\mathcal{A}_n := \{(X/C)^{1/\nu} \leq 1/a_n\}$ . Then

$$\begin{aligned} \mathbb{E} \left[ Xa_n^{-1}\rho\left(\frac{Xh(a_n)}{C}\right) \right] &= \mathbb{E} \left[ Xa_n^{-1}\left(\frac{Xh(a_n)}{C}\right)^q \mathbf{1}_{\mathcal{A}_n} \right] + \mathbb{E} [Xa_n^{-1}\mathbf{1}_{\mathcal{A}_n^c}] \\ &= a_n^{\nu q - 1} \mathbb{E} \left[ X \left(\frac{X}{C}\right)^q \mathbf{1}_{\mathcal{A}_n} \right] + \mathbb{E} [Xa_n^{-1}\mathbf{1}_{\mathcal{A}_n^c}]. \end{aligned} \quad (7.5)$$

For the first term observe that

$$\begin{aligned} a_n^{\nu q - 1} \mathbb{E} \left[ X \left(\frac{X}{C}\right)^q \mathbf{1}_{\mathcal{A}_n} \right] &= a_n^{\nu q - 1} \mathbb{E} \left[ X \left(\frac{X}{C}\right)^{\delta/\nu} \left(\frac{X}{C}\right)^{q - \delta/\nu} \mathbf{1}_{\mathcal{A}_n} \right] \\ &= a_n^{\nu q - 1} \mathbb{E} \left[ X \left(\frac{X}{C}\right)^{\delta/\nu} \left(\frac{X}{C}\right)^{q - \delta/\nu} \mathbf{1}_{\{(X/C)^{q - \delta/\nu} \leq (1/a_n)^{\nu q - \delta}\}} \right] \\ &\leq a_n^{\nu q - 1} \mathbb{E} \left[ X \left(\frac{X}{C}\right)^{\delta/\nu} a_n^{-\nu q + \delta} \mathbf{1}_{\{(X/C)^{q - \delta/\nu} \leq a_n^{-\nu q + \delta}\}} \right] \leq a_n^{\delta - 1} \mathbb{E} \left[ X \left(\frac{X}{C}\right)^{\delta/\nu} \right], \end{aligned}$$

and  $\lim_{n \rightarrow \infty} a_n^{\delta - 1} \mathbb{E} [X(X/C)^{\delta/\nu}] = 0$  by the choice of  $\delta$  and our assumption  $\mathbb{E} [X(X/C)^{\delta/\nu}] < \infty$ . For the second term in (7.5) we obtain by Markov's inequality that

$$\mathbb{E} [Xa_n^{-1}\mathbf{1}_{\mathcal{A}_n^c}] = a_n^{-1} \mathbb{E} [X \mathbf{1}_{\{(X/C)^{\delta/\nu} > (1/a_n)^\delta\}}] \leq (1/a_n)^{1 - \delta} \mathbb{E} [X(X/C)^{\delta/\nu}]$$

and  $\lim_{n \rightarrow \infty} (1/a_n)^{1 - \delta} \mathbb{E} [X(X/C)^{\delta/\nu}] = 0$  by the choice of  $\delta$ .

To show non-resilience for  $\alpha^* < 1/\nu$ , note that we assumed that the right derivative of  $f(\cdot)$  in 0 exists (possibly with value  $\infty$ ). It is thus sufficient to find some  $\varepsilon > 0$  and a particular sequence  $(a_n)_{n \geq 1}$  with  $\lim_{n \rightarrow \infty} a_n = 0$  such that

$$\lim_{n \rightarrow \infty} \mathbb{E} \left[ X(1 - \varepsilon)a_n^{-1}\rho_\varepsilon\left(\frac{Xh(a_n)}{C}\right) \right] > 1.$$

Define the event  $\mathcal{A}_n := \{(X/C)^{1/\nu} \varepsilon^{-1/q\nu} \geq 1/a_n\}$ . Since

$$\mathbb{E} \left[ X(1 - \varepsilon) a_n^{-1} \rho_\varepsilon \left( \frac{Xh(a_n)}{C} \right) \right] \geq \mathbb{E} \left[ X(1 - \varepsilon) a_n^{-1} \rho_\varepsilon \left( \frac{Xh(a_n)}{C} \right) \mathbf{1}_{\mathcal{A}_n} \right] \geq a_n^{-1} \mathbb{E} [X(1 - \varepsilon) \varepsilon \mathbf{1}_{\mathcal{A}_n}],$$

it is sufficient to find  $(a_n)_{n \geq 1}$  such that  $\mathbb{E}[X \mathbf{1}_{\mathcal{A}_n}] \gg a_n$ . For this, choose  $\delta < 1$  such that  $\delta/\nu > \alpha^*$ . Using Fubini we obtain that

$$\begin{aligned} \mathbb{E} \left[ X \left( \frac{X}{C} \right)^{\delta/\nu} \right] &= \mathbb{E} \left[ X \int_0^{(X/C)^{\delta/\nu}} 1 dt \right] = \mathbb{E} \left[ X \int_0^\infty \mathbf{1}_{\{t \leq (X/C)^{\delta/\nu}\}} dt \right] \\ &= \mathbb{E} \left[ X \int_0^\infty \mathbf{1}_{\{t \leq (X/C)^{\delta/\nu}\}} dt \right] = \mathbb{E} \left[ X \int_0^\infty \mathbf{1}_{\{t^{1/\delta} \varepsilon^{-1/q\nu} \leq (X/C)^{1/\nu} \varepsilon^{-1/q\nu}\}} dt \right] \\ &= \int_0^\infty \mathbb{E} \left[ X \mathbf{1}_{\{t^{1/\delta} \varepsilon^{-1/q\nu} \leq (X/C)^{1/\nu} \varepsilon^{-1/q\nu}\}} \right] dt = \int_0^\infty \mathbb{E} \left[ X \mathbf{1}_{\{u \leq (X/C)^{1/\nu} \varepsilon^{-1/q\nu}\}} u^{\delta-1} \varepsilon^{-1/q\nu} \right] du. \end{aligned}$$

Since  $\mathbb{E}[X (X/C)^{\delta/\nu}] = \infty$  it follows that  $\mathbb{E} \left[ X \mathbf{1}_{\{u \leq (X/C)^{1/\nu} \varepsilon^{-1/q\nu}\}} u^{\delta-1} \varepsilon^{-1/q\nu} \right]$  can not be dominated by the function  $Cu^{-\alpha}$  for any  $\alpha > 1$  and  $C > 0$ . Chose now  $\alpha$  such that  $\delta + \alpha < 2$ ,  $C = 1$  and a sequence  $(u_n)_{n \geq 1}$  such that

$$\mathbb{E} \left[ X \mathbf{1}_{\{u \leq (X/C)^{1/\nu} \varepsilon^{-1/q\nu}\}} u^{\delta-1} \varepsilon^{-1/q\nu} \right] \geq u_n^{-\alpha}.$$

Set now  $a_n = 1/u_n$ . It follows by the choice of  $\alpha$  and assuming that  $(1 - \varepsilon)\varepsilon \geq 1/2$

$$\lim_{n \rightarrow \infty} a_n^{-1} \mathbb{E} [X(1 - \varepsilon) \varepsilon \mathbf{1}_{\mathcal{A}_n}] \geq \lim_{n \rightarrow \infty} u_n \mathbb{E} \left[ X \mathbf{1}_{\{u_n \leq (X/C)^{1/\nu} \varepsilon^{-1/q\nu}\}} \right] / 2 = \lim_{n \rightarrow \infty} u_n^{2-\alpha-\delta} / 2 = \infty.$$

□

### 7.3 The Choice of the Sales Function

Some concrete examples for sales functions  $\rho$  are as follows:

- The perhaps simplest non-trivial example is  $\rho(u) = \mathbf{1}_{\{u \geq 1\}}$ . It describes complete liquidation of the portfolio at default (if the institution is leveraged) resp. dissolution.
- A more involved example can be derived from a leverage constraint that prohibits an institution from investing more money into risky assets than a certain multiple  $\lambda_{\max} \geq 1$  of its capital/equity. In the one-asset case this means that  $x p / c =: \lambda \leq \lambda_{\max}$ , where  $x$  denotes the number of shares held,  $p$  is the price per share and  $c$  denotes the institution's capital. Assume now that while the asset price  $p$  stays constant, the institution suffers an exogenous shock  $\ell$  and  $c$  is reduced to  $\tilde{c} = c - \ell$ .

- If  $\ell \leq (1 - \lambda/\lambda_{\max})c$ , then the leverage constraint  $x p / \tilde{c} \leq \lambda_{\max}$  is satisfied and no reaction is required by the institution.
- However, if  $\ell > (1 - \lambda/\lambda_{\max})c$ , then the institution must get rid of some shares; suppose that it sells  $\delta x$  of them, for some  $0 < \delta \leq 1$ . In order for the leverage constraint  $(1 - \delta)x p / \tilde{c} \leq \lambda_{\max}$  to hold, it is easy to verify that  $\delta \geq 1 - (1 - \frac{\ell}{c}) \frac{\lambda_{\max}}{\lambda}$ .

The relative asset sales are hence given by  $\rho(\ell/c)$ , where  $\rho(u) := (1 - (1 - u)\lambda_{\max}/\lambda)^+$  for  $u \in [0, 1]$ ; this amounts to linear sales (with respect to the losses) once the threshold  $1 - \lambda\lambda_{\max}^{-1}$  is reached.

- Taking an alternative route in the previous example, suppose that the loss of the institution stems only from a price change  $p \rightarrow \tilde{p} < p$ , which reduces the capital to  $\tilde{c} = c - x(p - \tilde{p})$ . If  $\tilde{p} \geq p(1 - \frac{1}{\lambda}) / (1 - \frac{1}{\lambda_{\max}})$ , then no action is required to comply with the leverage constraint. In the remaining cases the institution must sell a fraction of  $1 - \lambda_{\max} + \lambda_{\max} \frac{p}{\tilde{p}} (1 - \frac{1}{\lambda})$  of their assets, and we obtain  $\rho(u) = (1 - \lambda_{\max}(1 - u) / (\lambda - u))^+$  for  $u \in [0, 1]$ .
- Finally, it can be shown that for price changes combined with exogenous losses the sale function is bounded from above and below by the two previous cases. Leverage constraints hence imply a sale function which is 0 below a certain threshold and then grows linearly.

## References

- [1] V. V. Acharya, L. H. Pedersen, T. Philippon, and M. Richardson. Measuring Systemic Risk. *Review of Financial Studies*, 30(1):2–47, 2017.
- [2] T. Adrian and M. K. Brunnermeier. CoVaR. *American Economic Review*, 106(7):1705–1741, 2016.
- [3] H. Amini, R. Cont, and A. Minca. Resilience to Contagion in Financial Networks. *Mathematical Finance*, 26(2):329–365, 2016.
- [4] Y. Armenti, S. Crey, S. Drapeau, and A. Papapantoleon. Multivariate Shortfall Risk Allocation and Systemic Risk. *SIAM Journal on Financial Mathematics*, 9:90–126, 2018.
- [5] N. Beale, D. G. Rand, H. Battey, K. Croxson, R. M. May, and M. A. Nowak. Individual versus Systemic Risk and the Regulator’s Dilemma. *Proceedings of the National Academy of Sciences*, 108(31):12647–52, 2011.
- [6] F. Biagini, J.-P. Fouque, M. Frittelli, and T. Meyer-Brandis. On fairness of systemic risk measures. *accepted, Finance & Stochastics*, 2019.
- [7] A. Braverman and A. Minca. Networks of Common Asset Holdings: Aggregation and Measures of Vulnerability. *Preprint*, 2014.
- [8] C. Brownlees and R. F. Engle. SRISK: A Conditional Capital Shortfall Measure of Systemic Risk. *The Review of Financial Studies*, 30(1):48–79, 2017.
- [9] F. Caccioli, M. Shrestha, C. Moore, and J. D. Farmer. Stability Analysis of Financial Contagion Due to Overlapping Portfolios. *Journal of Banking & Finance*, 46:233–245, 2014.
- [10] C. Chen, G. Iyengar, and C. Moallemi. An axiomatic approach to systemic risk. *Management Science*, 59(6):1373–1388, 2013.
- [11] R. Cifuentes, G. Ferrucci, and H. S. Shin. Liquidity Risk and Contagion. *Journal of the European Economic Association*, 3(2-3):556–566, 2005.
- [12] R. Cont and E. Schaanning. Fire Sales, Indirect Contagion and Systemic Stress Testing. *Preprint*, 2017.
- [13] R. Cont and E. Schaanning. Monitoring Indirect Contagion. *Preprint*, 2018.
- [14] R. Cont and L. Wagalath. Running for the Exit: Distressed Selling and Endogenous Correlation in Financial Markets. *Mathematical Finance*, 23(4):718–741, 2013.

- [15] R. Cont and L. Wagalath. Fire Sales Forensics: Measuring Endogenous Risk. *Mathematical Finance*, 26(4):835–866, 2016.
- [16] N. Detering, T. Meyer-Brandis, K. Panagiotou, and D. Ritter. Managing Default Contagion in Inhomogeneous Financial Networks. *arXiv:1610.09542*, 2017.
- [17] N. Detering, T. Meyer-Brandis, K. Panagiotou, and D. Ritter. Financial Contagion in a Generalized Stochastic Block Model. *arXiv:1803.08169*, 2018.
- [18] L. Eisenberg and T. H. Noe. Systemic Risk in Financial Systems. *Management Science*, 47(2):236–249, 2001.
- [19] Z. Feinstein, B. Rudloff, and S. Weber. Measures of systemic risk. *SIAM Journal on Financial Mathematics*, 8(1):672–708, 2017.
- [20] R. Frey and J. Hledik. Diversification and Systemic Risk: A Financial Network Perspective. *Risks*, 6(2), 2018.
- [21] D. Garlaschelli, S. Battiston, M. Castri, V. D. Servedio, and G. Caldarelli. The Scale-Free Topology of Market Investments. *Physica A: Statistical Mechanics and its Applications*, 350(2):491–499, 2005.
- [22] G. Girardi, K. W. Hanley, S. Nikolova, L. Pelizzon, and M. Getmansky Sherman. Portfolio Similarity and Asset Liquidation in the Insurance Industry. *SSRN working paper*, 2018.
- [23] W. Guo, A. Minca, and L. Wang. The Topology of Overlapping Portfolio Networks. *Statistics & Risk Modeling*, 33(3-4):139–155, 2016.
- [24] H. Hoffmann, T. Meyer-Brandis, and G. Svindland. Risk-consistent conditional systemic risk measures. *Stochastic Processes and their Applications*, 126(7):2014–2037, 2016.
- [25] T. R. Hurd. *Contagion! Systemic Risk in Financial Networks*. Springer, 2016.
- [26] R. Ibragimov, D. Jaffee, and J. Walden. Diversification Disasters. *Journal of Financial Economics*, 99(2):333–348, 2011.
- [27] A. E. Khandani and A. W. Lo. What Happened to the Quants in August 2007? Evidence from Factors and Transactions Data. *Journal of Financial Markets*, 14(1):1–46, 2011.
- [28] O. Kley, C. Klüppelberg, and G. Reinert. Risk in a Large Claims Insurance Market with Bipartite Graph Structure. *Operations Research*, 64(5):1159–1176, 2016.
- [29] M. Kritzman, Y. Li, S. Page, and R. Rigobon. Principal Components as a Measure of Systemic Risk. *The Journal of Portfolio Management*, 37(4):112–126, 2011.
- [30] E. Kromer, L. Overbeck, and K. A. Zilch. Systemic risk measures on general measurable spaces. 2016.
- [31] L. C. G. Rogers and L. A. M. Veraart. Failure and Rescue in an Interbank Network. *Management Science*, 59(4):882–898, 2013.
- [32] W. Wagner. Diversification at Financial Institutions and Systemic Crises. *Journal of Financial Intermediation*, 19(3):373–386, 2010.
- [33] S. Weber and K. Weske. The Joint Impact of Bankruptcy Costs, Fire Sales and Cross-Holdings on Systemic Risk in Financial Networks. *Probability, Uncertainty and Quantitative Risk*, 2(9), 2017.