

Graph Meta Learning via Local Subgraphs

Kexin Huang
Harvard University
kexinhuang@hsph.harvard.edu

Marinka Zitnik
Harvard University
marinka@hms.harvard.edu

Abstract

Prevailing methods for graphs require abundant label and edge information for learning. When data for a new task are scarce, meta learning allows us to learn from prior experiences and form much-needed inductive biases for fast adaption to the new task. Here, we introduce G-META, a novel meta-learning approach for graphs. G-META uses local subgraphs to transfer subgraph-specific information and make the model learn the essential knowledge faster via meta gradients. G-META learns how to quickly adapt to a new task using only a handful of nodes or edges in the new task and does so by learning from data points in other graphs or related, albeit disjoint label sets. G-META is theoretically justified as we show that the evidence for a particular prediction can be found in the local subgraph surrounding the target node or edge. Experiments on seven datasets and nine baseline methods show that G-META can considerably outperform existing methods by up to 16.3%. Unlike previous methods, G-META can successfully learn in challenging, few-shot learning settings that require generalization to completely new graphs and never-before-seen labels. Finally, G-META scales to large graphs, which we demonstrate on our new Tree-of-Life dataset comprising of 1,840 graphs, a two-orders of magnitude increase in the number of graphs used in prior work.

1 Introduction

Graph Neural Networks (GNNs) have achieved remarkable results on many tasks such as recommender systems [45], molecular predictions [15], and knowledge graphs [52]. Performance in such tasks is typically evaluated after extensive training on datasets where majority of labels are available [16, 42, 44]. In contrast, many problems require rapid learning from only a few labeled nodes or edges in the graph. Such flexible adaptation, known as meta-learning, has been extensively studied for images and language, *e.g.*, [31, 41, 20]. However, meta-learning on graphs has received considerably less research attention and has remained a problem beyond the reach of prevailing GNN models.

Meta-learning on graphs generally refers to a scenario in which a model learns at two levels. In the first level, rapid learning occurs *within* a task. For example, when a GNN learns to classify nodes in a particular graph accurately. In the second level, this learning is guided by knowledge accumulated gradually *across* tasks that captures how task structure changes across target domains [27, 3, 26]. A powerful GNN trained to meta-learn can quickly learn never-before-seen labels and relations using a low number of data points. As an example, a key problem in biology is to translate insights from non-human organisms (such as yeast, zebrafish, and mouse) to humans [53]. How to train a GNN to effectively meta-learn on a large number of incomplete and scarcely labeled protein-protein interaction (PPI) graphs from various organisms, transfer the accrued knowledge to humans, and use it to predict the roles of protein nodes in the human PPI graph? While this is a hard unsolved task, it is only an instance of a particular graph meta-learning problem (Figure 1C). In this problem, the GNN needs to learn on a large number of graphs, each scarcely labeled with a unique label set. Then, it needs to quickly adapt to a never-before-seen graph (*e.g.*, a PPI graph from a new species) and never-before-seen labels (*e.g.*, newly discovered roles of proteins). Current methods

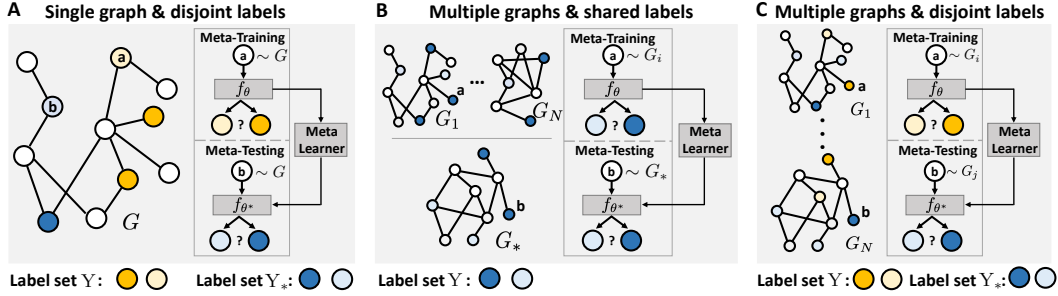


Figure 1: Graph meta-learning problems. **A.** Meta-learner classifies unseen label set by observing other label sets in the same graph. **B.** Meta-learner learns unseen graph by learning from other graphs with the same label set. **C.** Meta-learner classifies unseen label set by learning from other label sets across multiple graphs. Unlike existing methods, G-META solves all three problems and also works for link prediction (see Section 6.1).

are specialized techniques specifically designed for a particular graph meta-learning problem and a particular task [50, 2, 19, 5, 43]. While these methods provide a promising approach to meta-learning in GNNs, their specific strategy does not scale well and does not extend to other graph meta-learning problems (Figure 1).

Present work. Here, we introduce G-META,¹ a general approach for a variety of graph meta-learning problems (Figure 1). The core principle of G-META is to represent every node with a local subgraph and use subgraphs to train GNNs to meta-learn. In contrast to G-META, current methods are trained to meta-learn on entire graphs. As we show theoretically and empirically, these methods are unlikely to succeed in few-shot learning settings when the labels are scarce and scattered around multiple graphs. Furthermore, these methods capture the overall graph structure, but at the loss of finer local structures. Our theoretical analysis (Section 4) suggests that the evidence for a particular prediction can be found in the subgraph surrounding the target node or edge when using GNNs. Besides, G-META’s construction of local subgraphs gives local structural representations that enable direct structural similarity comparison using GNNs, based on its connection to Weisfeiler-Lehman test [44, 48]. Further, structural similarity enables G-META to form the much-needed inductive bias by using a metric-learning algorithm [29]. Moreover, local subgraphs also allow for effective feature propagation and label smoothing within a GNN.

(1) G-META is general. While previous meta graph learning methods [50, 2] apply only to one graph meta-learning problem (Figure 1), G-META works for all of them (Appendix B). (2) G-META yields powerful predictors. We demonstrate G-META’s performance on seven datasets and nine baselines, where G-META considerably outperform baselines by up to 16.3%. (3) G-META is scalable. By operating on subgraphs, only small neighborhoods need to be examined by the GNN. We show how G-META scales to large graphs by applying it to our new Tree-of-Life dataset comprising of 1,840 graphs, a two-orders of magnitude increase in the number of graphs used in prior work.

2 Related Work

(1) Few-shot meta-learning. Few-shot meta-learning learns from prior experiences and transfers them to quickly learn a new but related task with only a few examples [37, 33]. Meta-learning methods generally fall into three categories, model-based [11, 40, 26], metric-based [29, 30, 38], and optimization-based [25, 22, 9]. (2) Meta-learning for graphs. Recent studies integrate graphs into meta-learning. Liu *et al.* [19] constructs image category graphs to improve few-shot learning. MetaR [5] and GMatching [43] use metric methods to generalize over new relations given from a handful of associative relations in a knowledge graph. While these methods learn from a single graph from a specific domain, our G-META can handle general settings with many graphs and disjoint label set. Further, Chauhan *et al.* [4] uses a super-class prototypical network for graph classification. In contrast, G-META focuses on node classification and link prediction. More relevant to G-META, Meta-GNN [50] uses gradient-based meta-learning for few-shot node classification in the single graph and disjoint label problem (Figure 1) and Meta-Graph [2] uses graph signature functions for few-shot link prediction in multiple graph shared label problem. In contrast, G-META works for many

¹We will share the G-META implementation as well as all datasets and baseline algorithms upon acceptance.

more problems. (3) **Subgraphs and GNNs.** Subgraph structure is key information for graph-related tasks [36, 7, 46, 32]. For example, Patchy-San [23] uses local receptive fields to extract useful features from graphs. Ego-CNN uses ego graphs to find critical structures [35]. SEAL [49] develops a theory showing that local enclosing subgraphs capture several graph heuristics, which we extend to GNNs here. Cluster-GCN [6] and GraphSAINT [47] show that subgraphs improve GNN scalability. In contrast, G-META is the first to use subgraphs for meta-learning.

3 Background and Problem Formulation

Let $\mathcal{G} = \{G_1, \dots, G_N\}$ denotes N graphs. For each graph $G = (\mathcal{V}, \mathcal{E}, \mathbf{X})$, \mathcal{V} is the set of nodes, \mathcal{E} is the set of edges and $\mathbf{X} = \{\mathbf{x}_1, \dots, \mathbf{x}_n\}$, $\mathbf{x}_u \in \mathbb{R}^d$ is the d -dimensional node feature for each node in \mathcal{V} . We denote $\mathcal{Y} = \{Y_1, \dots, Y_M\}$ as M labels and a label set Y is a set of labels selected from \mathcal{Y} . The G-META’s core principle is to represent nodes with local subgraphs and then use subgraphs to easily transfer knowledge across tasks, graphs, and label sets. We use \mathcal{S} to denote local subgraphs for nodes, $\mathcal{S} = \{S_1, \dots, S_n\}$. Hence, the classification task is to learn a GNN $f_\theta : \mathcal{S} \mapsto \{1, \dots, |Y|\}$, *i.e.*, to correctly map node u ’s local subgraph S_u to labels in Y given only a handful of labeled nodes.

Background on Graph Neural Networks. GNNs learn compact representations, *i.e.*, embeddings, that capture network structure and node features. The input to GNN is a graph G . The output is generated via a series of propagation layers [10]. Propagation at layer l consists of three steps: (1) **Message passing.** GNN computes a message $\mathbf{m}_{uv}^{(l)} = \text{MSG}(\mathbf{h}_u^{(l-1)}, \mathbf{h}_v^{(l-1)})$ for every linked nodes u, v based on their embeddings from the previous layer $\mathbf{h}_u^{(l-1)}$ and $\mathbf{h}_v^{(l-1)}$. (2) **Neighborhood aggregation.** The messages between node u and its neighbors \mathcal{N}_u are aggregated as $\hat{\mathbf{m}}_u^{(l)} = \text{AGG}(\mathbf{m}_{uv}^{(l)} | v \in \mathcal{N}_u)$. (3) **Update.** Finally, GNN uses a non-linear function to update embeddings $\mathbf{h}_u^{(l)} = \text{UPD}(\hat{\mathbf{m}}_u^{(l)}, \mathbf{h}_u^{(l-1)})$ using the aggregated message and the embedding from the previous layer, for each node u .

Background on Meta-learning. In meta-learning, we have a meta-set \mathcal{D} that consists of $\mathcal{D}_{\text{train}}, \mathcal{D}_{\text{val}}, \mathcal{D}_{\text{test}}$. This meta-set consists of many tasks. Each task $\mathcal{T}_i \in \mathcal{D}$ can be divided into $\mathcal{T}_i^{\text{support}}$ and $\mathcal{T}_i^{\text{query}}$. $\mathcal{T}_i^{\text{support}}$ has K_{support} labeled data points in each label for learning and $\mathcal{T}_i^{\text{query}}$ has K_{query} data points in each label for evaluation. The size of the label set for the meta-set $|Y|$ is N . It is also called N -ways K_{support} -shots learning problem. During meta-training, for \mathcal{T}_i from $\mathcal{D}_{\text{train}}$, the model first learns from $\mathcal{T}_i^{\text{support}}$ and then evaluates on $\mathcal{T}_i^{\text{query}}$ to see how well the model performs on that task. The goal of Model-Agnostic Meta-Learning (MAML) [9] is to obtain a parameter initialization θ_* that can adapt to unseen tasks quickly, such as $\mathcal{D}_{\text{test}}$, using gradients information learnt during meta-training. Hyperparameters are tuned via \mathcal{D}_{val} .

3.1 G-META: Problem Formulation

G-META is an approach that can tackle three fundamentally different meta-learning problems (Figure 1). Shared label refers that every task shares the same label set Y . Disjoint label refers to the situation where the label sets for tasks i and j are disjoint, *i.e.*, $Y_i \cap Y_j = \emptyset$. Each data point in a task \mathcal{T}_i is a local subgraph S_u , along with its associated label Y_u . The overall goal is to adapt to an unseen task $\mathcal{T}_* \sim p(\mathcal{T})$ with a few examples after observing related tasks $\mathcal{T}_i \sim p(\mathcal{T})$.

Graph meta-learning problem 1: Single Graph and Disjoint Labels. We have a graph G with a distribution of label set $p(Y|G)$. The goal is to adapt to an unseen label set $Y_* \sim p(Y|G)$ by learning from tasks with other label sets $Y_i \sim p(Y|G)$, where $Y_i \cap Y_* = \emptyset$ for every label set Y_i .

Graph meta-learning problem 2: Multiple Graphs and Shared Labels. We have a distribution of graphs $p(G)$ but one label set Y . The goal is to learn from another graph $G_j \sim p(G)$ and quickly adapt to an unseen graph $G_* \sim p(G)$, where G_j and G_* are disjoint. All tasks share the same labels.

Graph meta-learning problem 3: Multiple Graphs and Disjoint Labels. We have a distribution of label sets $p(Y|\mathcal{G})$ conditioned on multiple graphs \mathcal{G} . In contrast to Problem 1, each task has its own label set Y_i but those label sets can appear in one or more graphs. The goal is to adapt to an unseen label set $Y_* \sim p(Y|\mathcal{G})$ after learning from some other label set $Y_i \sim p(Y|\mathcal{G})$, where $Y_i \cap Y_* = \emptyset$.

4 Local Subgraphs and Theoretical Motivation for G-META

We start by describing how to construct local subgraphs in G-META. We then provide a theoretical justification showing that local subgraphs preserve useful information from the entire graph. We then argue how subgraphs enable G-META to capture sufficient information on the graph structure, node features, and labels, and use that information for graph meta-learning.

For node u , a local subgraph is defined as a subgraph $S_u = (\mathcal{V}^u, \mathcal{E}^u, \mathbf{X}^u)$ induced from a set of nodes $\{v | d(u, v) \leq h\}$, where $d(u, v)$ is the shortest path distance between node u and v , and h defines the neighborhood size. In a meta-task, subgraphs are sampled from graphs or label sets, depending on the graph meta-learning problems defined in Section 3. We then use GNNs to encode the local subgraphs. However, one straightforward question raised is if this subgraph loses information by excluding nodes outside of it. Here, we show in theory that applying GNN on the local subgraph preserve useful information compared to using GNN on the entire graph.

Preliminaries and definitions. Next, we use GCN [17] as an exemplar GNN to understand how nodes influence each other during neural message passing. The assumptions are based on [39] and are detailed in Appendix C. We need the following definitions. (1) Node influence $I_{u,v}$ of v on u in the final GNN output is: $I_{u,v} = \|\partial \mathbf{x}_u^{(\infty)} / \partial \mathbf{x}_v^{(\infty)}\|$, where the norm is any subordinate norm and the Jacobian measures how a change in v translates to a change in u [39]. (2) Graph influence I_G on u is: $I_G(u) = \|[I_{u,v_1}, \dots, I_{u,v_n}]\|_1$, where $[I_{u,v_1}, \dots, I_{u,v_n}]$ is a vector representing the influence of other nodes on u . (3) Graph influence loss R_h is defined as: $R_h(u) = I_G(u) - I_{S_u}(u)$, where $I_G(u)$ is the influence of entire graph G , and $I_{S_u}(u)$ is the influence of local subgraph S_u . Next, we show how influence spreads between nodes depending on how far the nodes are from each other in a graph.

Theorem 1 (Decaying Property of Node Influence). *Let t be a path between node u and node v and let D_{GM}^t be a geometric mean of node degrees occurring on path t . Let $D_{\text{GM}}^{t*} = \min_t \{D_{\text{GM}}^t\}$ and $h_* = d(u, v)$. Consider the node influence $I_{u,v}$ from v to u . Then, $I_{u,v} \leq C / (D_{\text{GM}}^{t*})^{h_*}$.*

The proof is deferred to Appendix C. Theorem 1 states that the influence of a node v on node u decays exponentially as their distance h_* increases. We then show that for a node u , operating GNN on a local subgraph does not lose useful information than operating GNN on the entire graph.

Theorem 2 (Local Subgraph Preservation Property). *Let S_u be a local subgraph for node u with neighborhood size h . Let node v be defined as: $v = \arg\max_w (\{I_{u,w} | w \in \mathcal{V} \setminus \mathcal{V}^u\})$. Let \bar{t} be a path between u and v and let $D_{\text{GM}}^{\bar{t}}$ be a geometric mean of node degrees occurring on path \bar{t} . Let $D_{\text{GM}}^{\bar{t}*} = \min_{\bar{t}} \{D_{\text{GM}}^{\bar{t}}\}$. The following holds: $R_h(u) \leq C / (D_{\text{GM}}^{\bar{t}*})^{h+1}$.*

The proof is deferred to Appendix D. Theorem 2 states that the graph influence loss is bounded by an exponentially decaying term as h increases. In other words, our local subgraph formulation is an h -th order approximation of applying GNN for the entire graph.

Local subgraphs enable few-shot meta-learning. Equipped with the theoretical justification, we now describe how the local subgraph allows G-META to do few-shot meta-learning. The construction of local subgraphs captures the following. (1) Structures. Graph structures present an alternative source of strong signal for prediction [7, 36], especially when node labels are scarce. The GNN representations cannot fully capture large graphs structure because they are too complicated [2, 44]. However, they can learn representations that capture the structure of small graphs, such as our local subgraphs, as is evidenced by the connection to the Weisfeiler-Lehman test [44, 48]. Hence, subgraphs enable G-META to capture structural node information. (2) Features. Local subgraphs preserve useful information, as indicated by the theorems above. (3) Labels. When only a handful of nodes are labeled, it is challenging to efficiently propagate the labels through the entire graph [51, 18]. Metric-learning methods [29] learn a task-specific metric to classify query set data using the closest point from the support set. It has been proved as an effective inductive bias [29, 34]. Equipped with subgraph representations that capture both structure and feature information, G-META uses metric-learning by comparing the query subgraph embedding to the support subgraph embedding. As such, it circumvents the problem of having too little label information for effective propagation.

5 G-META: Meta Learning via Local Subgraphs

G-META (Figure 2) is an approach for meta-learning on graphs. Building on theoretical motivation from Section 4, G-META first constructs local subgraphs. It then uses a GNN encoder to generate

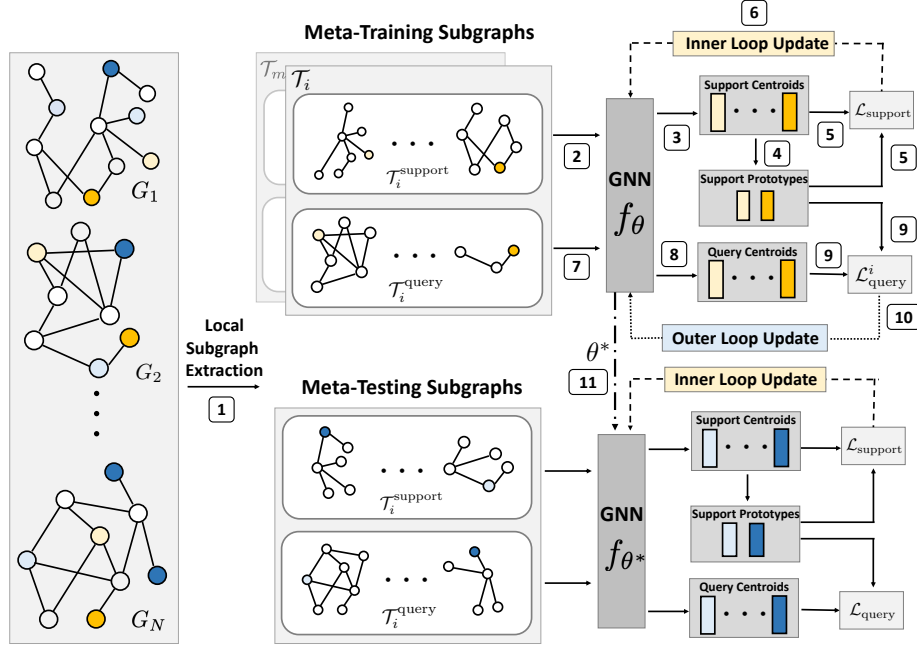


Figure 2: (1) We first construct a batch of m meta-training tasks and extract local subgraphs on the fly for nodes in the meta-tasks. For each task \mathcal{T}_i , (2) subgraphs from the support set are mini-batched and are fed into a GNN parameterized by θ . (3) The support set embeddings using the centroid nodes are generated, and (4) the prototypes are computed from the support centroid embeddings. Then, (5) the support set loss $\mathcal{L}_{\text{support}}$ is computed, and (6) back-propagates to update the GNN parameter. (7) $\mathcal{T}_i^{\text{query}}$ subgraphs then feed into the updated GNN to (8) generate query centroid embeddings. (9) Using the support prototypes and the query embeddings, the query loss $\mathcal{L}_{\text{query}}^i$ for task \mathcal{T}_i is computed. Steps (2-9) are repeated for η update steps. The same process repeats for the other m sampled tasks, starting from the same GNN f_θ . (10) The last update step’s query loss from all the tasks are summed up and used to update θ . Then, another batch of tasks are sampled, and step (1-10) are repeated. Then, for meta-testing tasks, steps (1-9) are repeated with the GNN using the meta-learned parameter θ_* , which enables generalization over unseen tasks. See Algorithm 1 (Appendix E).

centroid embeddings for subgraphs. Finally, it uses prototypical loss for inductive bias and MAML for knowledge transfer across graphs and labels. The overview is in Algorithm 1 (Appendix E).

Neural encoding of subgraph centroids. In each meta-task, we first construct subgraphs for each node. Then, each subgraph S_u is fed into a h -layer GNN to obtain an embedding for every node in the subgraph. h is set to be the subgraph neighborhood size. The centroid node u ’s embedding is used to represent the subgraph $\mathbf{h}_u = \text{GNN}(S_u)_{\text{centroid}}$. We use centroid node embedding instead of a readout function such as sum/mean over every node in the subgraph, as in the typical graph classification settings [44, 4]. The reason is that as we relax h to be a large number, the subgraph could potentially be large. A standard readout function over every node in the subgraph may add noise. When h is set to be the graph’s diameter, the centroid embedding is the same as the node embedding generated by applying GNN on the entire graph. Note that for faster computation, we mini-batch the subgraphs for each meta-task’s support and query set.

Prototypical loss. After we obtain a sufficient subgraph representation, we further leverage the inductive bias between representation and labels to circumvent the problem of scarce label information for effective propagation in the few-shot settings. For each label k , we take the mean of the support set subgraph embeddings to obtain prototype \mathbf{c}_k : $\mathbf{c}_k = 1/N_k \sum_{y_j=k} \mathbf{h}_j$. The prototype \mathbf{c}_k serves as a landmark for the label k . Then, for each local subgraph S_u in both support and query set, a class distribution vector \mathbf{p} is computed via the euclidean distance between the support prototypes for each class and the subgraph centroid embeddings: $\mathbf{p}_k = \frac{\exp(-\|\mathbf{h}_u - \mathbf{c}_k\|)}{\sum_k \exp(-\|\mathbf{h}_u - \mathbf{c}_k\|)}$. After obtaining a prediction probability distribution over label classes \mathbf{p} for each local subgraph S_u , a cross-entropy loss is used to backpropagate $L(\mathbf{p}, \mathbf{y}) = \sum_j y_j \log \mathbf{p}_j$, where \mathbf{y} is the true label’s one hot encoding.

Optimization-based meta-learning. To transfer the structural knowledge across graphs and labels, we use MAML, an optimization-based meta-learning approach. We break the node’s dependency

Table 1: Dataset statistics. Fold-PPI and Tree-of-Life are new datasets introduced in this work.

Dataset	Task	# Graphs	# Nodes	# Edges	# Features	# Labels
Synthetic Cycle	Node	10	11,476	19,687	N/A	17
Synthetic BA	Node	10	2,000	7,647	N/A	10
ogbn-arxiv	Node	1	169,343	1,166,243	128	40
Tissue-PPI	Node	24	51,194	1,350,412	50	10
FirstMM-DB	Link	41	56,468	126,024	5	2
Fold-PPI	Node	144	274,606	3,666,563	512	29
Tree-of-Life	Link	1,840	1,450,633	8,762,166	N/A	2

on a graph by framing nodes into independent local subgraph classification tasks. It allows direct adaptation to MAML since individual subgraphs can be considered as an individual image in the classic few-shot meta-learning setups. More specifically, we first sample a batch of tasks, where each task consists of a set of subgraphs. During meta-training inner loop, we perform the regular stochastic gradient descent on the support loss for each task \mathcal{T}_i : $\theta_j = \theta_{j-1} - \alpha \nabla \mathcal{L}_{\text{support}}$. The updated parameter is then evaluated using the query set, and the query loss for task i is recorded as $\mathcal{L}_{\text{query}}^i$. The above steps are repeated for η update steps. Then, the $\mathcal{L}_{\text{query}}^i$ from the last update step is summed up across the batch of tasks, and then we perform a meta-update step: $\theta = \theta - \beta \nabla \sum_i \mathcal{L}_{\text{query}}^i$. Next, new tasks batch are sampled, and the same iteration is applied on the meta-updated θ . During meta-testing, the same procedure above is applied using the final meta-updated parameter θ_* . θ_* is learned from knowledge across meta-training tasks and is the optimal parameter to adapt to unseen tasks quickly.

Attractive properties of G-META. (1) Scalability: G-META operates on a mini-batch of local subgraphs where the subgraph size and the batch size (few-shots) are both small. This allows fast computation and low memory requirement because G-META’s aggregation field is smaller than that of previous methods that operate on entire graphs [2, 50]. We further increase scalability by sub-sampling subgraphs with more than 1,000 nodes. (2) Inductive learning: Since G-META operates on different subgraphs in each GNN encoding, it forces inductiveness over unseen subgraphs. This inductiveness is crucial for few-shot learning, where the trained model needs to adapt to unseen nodes. Inductive learning also allows for knowledge transfer from meta-training subgraphs to meta-testing subgraphs. (3) Few-shot learning: G-META needs only a tiny number of labeled nodes for successful learning, as demonstrated in experiments. This property is in contrast with prevailing GNNs, which require a large fraction of labeled nodes to propagate neural messages in the graph successfully. (4) Broad applicability: G-META applies to many graph meta-learning problems (Figure 1) whereas previous methods apply to at most one [2, 50]. Unlike earlier methods, G-META works for node classification and also few-shot link prediction (*i.e.*, via local subgraphs for a pair of nodes).

6 Experiments

Synthetic datasets. We have two synthetic datasets whose labels depend on nodes’ structural roles [13], which we use to confirm that G-META captures local graph structure (Table 1). (1) Cycle: we use a cycle basis graph and attach a distribution of shapes: House, Star, Diamond, Fan [7]. The label of each node is the structural role in different shapes. We also add x random edges as noise. In the multiple graphs problem, each graph is with varying distribution of number of shapes. (2) BA: to model local structural information under a more realistic homophily graph, we construct a Barabási-Albert (BA) graph and then plant different shapes to the graph. Then, we compute the Graphlet Distribution Vector [24] for each node, which characterizes the local graph structures and then we apply spectral clustering on this vector to generate the labels. For multiple graphs problem, a varying distribution of numbers of shapes are used to plant each BA graph. Details are in Appendix F.

Real-world datasets and new meta-learning datasets. We use three real world datasets for node classification and two for link prediction to evaluate G-META (Table 1). (1) ogbn-arxiv is a CS citation network, where features are titles, and labels are the subject areas [14]. (2) Tissue-PPI consists of 24 protein-protein interaction networks from different tissues, where features are gene signatures and labels are gene ontology functions [54, 12]. (3) Fold-PPI is a novel dataset, which we constructed for the multiple graph and disjoint label problem. It has 144 tissue PPI networks [54], and the labels are classified using protein structures defined in SCOP database [1]. The features are conjoint triad protein descriptor [28]. (4) FirstMM-DB [21] is the standard 3D point cloud data for link prediction across graphs, which consists of 41 graphs. (5) Tree-of-Life is a new dataset

Table 2: Graph meta-learning performance on synthetic datasets. Reported is multi-class classification accuracy (five-fold average) for 1-shot node classification in various graph meta-learning problems. N/A means the method does not apply for the problem. Disjoint label problems use a 2-way setup. In the shared label problem, the cycle graph has 17 labels and the BA graph has 10 labels. The results use 5 gradient update steps in meta-training and 10 gradient update steps in meta-testing. Full table with standard deviations is in Appendix J.

Graph Meta-Learning Problem	Single graph Disjoint labels		Multiple graphs Shared labels		Multiple graphs Disjoint labels	
Prediction Task	Node		Node		Node	
Base graph	Cycle	BA	Cycle	BA	Cycle	BA
G-META (Ours)	0.872	0.867	0.542	0.734	0.767	0.867
Meta-Graph	N/A	N/A	N/A	N/A	N/A	N/A
Meta-GNN	0.720	0.694	N/A	N/A	N/A	N/A
FS-GIN	0.684	0.749	N/A	N/A	N/A	N/A
FS-SGC	0.574	0.715	N/A	N/A	N/A	N/A
KNN	0.918	0.804	0.343	0.710	0.753	0.769
No-Finetune	0.509	0.567	0.059	0.265	0.592	0.577
Finetune	0.679	0.671	0.385	0.517	0.599	0.629
ProtoNet	0.821	0.858	0.282	0.657	0.749	0.866
MAML	0.842	0.848	0.511	0.726	0.653	0.844

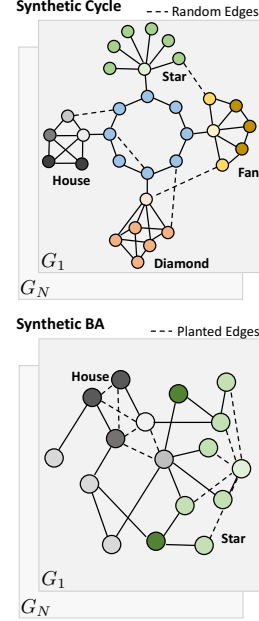


Figure 3: Synthetic Cycle and Barabási-Albert datasets.

that we constructed based on 1,840 protein interaction networks, each originating from a different species [53]. Node features are not provided, we use node degrees instead. Details are in Appendix F.

Experimental setup. (1) Node classification. For disjoint label setups, we sample 5 labels for meta-testing, 5 for meta-validation, and use the rest for meta-training. For multiple graph setups, 10% (10%) of all graphs are held out for testing (validation). The remaining graphs are used for training. In each task, 2-ways 1-shot learning is used for synthetic datasets and 3-ways 3-shots learning for real-world datasets. (2) Link prediction. 10% of graphs are held out for testing and another 10% for validation. For each graph, the support set consists of 30% edges and the query set 70%. Negative edges are sampled randomly to match the same number of positive edges, and we follow the experiment setting from [49] to construct the training graph. We use 16-shots for each task, *i.e.*, using only 32 node pairs to predict links for an unseen graph. Hyperparameters are in Appendix G.

Nine baseline methods. Meta-Graph [2] injects graph signature in VGAE [16] to do few-shot multi-graph link prediction. Meta-GNN [50] applies MAML [9] to Simple Graph Convolution (SGC) [42]. Few-shot Graph Isomorphism Network (FS-GIN) [44] applies GIN on the entire graph and retrieve the few-shot nodes to propagate loss and enable learning. Similarly, Few-shot SGC (FS-SGC) [42] switches GIN to SGC for GNN encoder. Note that the previous four baselines only work in a few graph meta-learning problems. We also test on different meta-learning models, using the top performing ones in [34]. We operate on subgraph level for them since it allows comparison in all problems. No-Finetune performs training on the support set and use the trained model to classify each query example, using only meta-testing set. KNN [8, 34] first trains a GNN using all data in the meta-training set and it is used as an embedding function. Then, it uses the label of the voted K-closest example in the support set for each query example. Finetune [34] uses the embedding function generated from meta-training set and the models are then finetuned on the meta-testing set. ProtoNet [29] applies prototypical learning on each subgraph embeddings, following the standard few-shot learning setups. MAML [9] switches ProtoNet to MAML as the meta-learner. All experiments use the same number of query points per label. We use multi-class accuracy metric.

6.1 Results

Overview of results. Synthetic dataset results are reported in Table 2 and real-world datasets in Table 3. We see that G-META can consistently achieve the best accuracy in almost all tested graph meta-learning problems and on both node classification and link prediction tasks. Notably, G-META achieves a 15.1% relative increase in the single graph disjoint setting, a 16.3% relative increase in

Table 3: Graph meta-learning performance on real-world datasets. Reported is multi-class classification accuracy (five-fold average) and standard deviation. N/A means the method does not work in the graph meta-learning problem. Further details on performance are in Appendix I.

Graph Meta-Learning Problem	Single graph Disjoint labels	Multiple graphs Shared labels	Multiple graphs Disjoint labels	Multiple graphs Shared labels	Multiple graphs Shared labels
Prediction Task	Node	Node	Node	Link	Link
Dataset	ogbn-arxiv	Tissue-PPI	Fold-PPI	FirstMM-DB	Tree-of-Life
G-META (Ours)	0.451 \pm 0.032	0.768 \pm 0.029	0.561 \pm 0.059	0.784 \pm 0.028	0.722 \pm 0.032
Meta-Graph	N/A	N/A	N/A	0.719 \pm 0.020	0.705 \pm 0.004
Meta-GNN	0.273 \pm 0.122	N/A	N/A	N/A	N/A
FS-GIN	0.336 \pm 0.042	N/A	N/A	N/A	N/A
FS-SGC	0.347 \pm 0.005	N/A	N/A	N/A	N/A
KNN	0.392 \pm 0.015	0.619 \pm 0.025	0.433 \pm 0.034	0.603 \pm 0.072	0.649 \pm 0.012
No-Finetune	0.364 \pm 0.014	0.516 \pm 0.006	0.376 \pm 0.017	0.509 \pm 0.006	0.505 \pm 0.001
Finetune	0.359 \pm 0.010	0.521 \pm 0.013	0.370 \pm 0.022	0.511 \pm 0.007	0.504 \pm 0.003
ProtoNet	0.372 \pm 0.017	0.546 \pm 0.025	0.382 \pm 0.031	0.779 \pm 0.020	0.697 \pm 0.010
MAML	0.389 \pm 0.021	0.745 \pm 0.051	0.482 \pm 0.062	0.758 \pm 0.025	0.719 \pm 0.012

the multiple graph disjoint label setting, over the best performing baseline. This performance boost suggests that G-META can learn across graphs and disjoint labels. Besides, this increase also shows G-META obtains good predictive performance, using only a few gradient update steps given a few examples on the target tasks.

G-META captures local structural information. In the synthetic datasets, we see that Meta-GNN, FS-GIN, and FS-SGC, which base on the entire graph, are inferior to subgraph-based methods, such as G-META. This finding demonstrates that subgraph embedding can capture the local structural roles, whereas using the entire graph cannot. It further supports our theoretical motivation. In the single graph disjoint label setting, KNN achieves the best result. This result suggests that the subgraph representation learned from the trained embedding function is sufficient to capture the structural roles, further confirming the usefulness of local subgraph construction.

G-META is highly predictive, general graph meta-learning method. Across meta-learning models, we observe G-META is consistently better than others such as MAML and ProtoNet. MAML and ProtoNet have volatile results across different problems and tasks, whereas G-META is stable. This result confirms our analysis of using the prototypical loss to leverage the label inductive bias and MAML to transfer knowledge across graphs and labels. By comparing G-META to two relevant existing works Meta-GNN and Meta-Graph, we see G-META can work across different problems. In contrast, the previous two methods are restricted by the meta graph learning problems. In real-world datasets, we observe No-Finetune is better than Finetune in many problems (ogbn-arxiv & Fold-PPI). This observation shows that the meta-training datasets bias the meta-testing result, suggesting the importance of meta-learning algorithm to achieve positive transfer in meta graph learning.

Local subgraphs are vital for successful graph few-shot learning. We observe that Meta-GNN, FS-GIN, and FS-SGC, which operate on the entire graph, perform poorly. In contrast, G-META can learn transferable signal, even when label sets are disjoint. Since the problem requires learning using only 3-shots in a large graph of around 160 thousands nodes and 1 million edges (ogbn-arxiv), we posit that operating GNN on the entire graph would not propagate useful information. Hence, the performance increase suggests that local subgraph construction is useful, especially in large graphs. Finally, in the Tree-of-Life link prediction problem, we studied the largest-ever graph meta-learning dataset, spanning 1,840 PPI graphs. This experiment also supports the scalability of G-META, which is enabled by the local subgraphs.

7 Conclusion

We introduce G-META, a scalable and inductive meta-learning method for graphs. Unlike earlier methods, G-META excels at difficult few-shot graph learning tasks and can tackle a variety of graph meta-learning problems. The core principle in G-META is to use local subgraphs to identify and transfer useful information across tasks. The local subgraph approach is fundamentally different from prior work using entire graphs, which only captures broad structure at the loss of finer topological structure. Local subgraphs are theoretically justified and stem from our observation that evidence for a particular label/link can be found in the local subgraph surrounding the target nodes. G-META outperforms nine baselines across seven datasets, including a novel dataset of 1,840 graphs.

References

- [1] Antonina Andreeva, Eugene Kulesha, Julian Gough, and Alexey G Murzin. The scop database in 2020: expanded classification of representative family and superfamily domains of known protein structures. *Nucleic Acids Research*, 48(D1):D376–D382, 2020.
- [2] Avishek Joey Bose, Ankit Jain, Piero Molino, and William L Hamilton. Meta-Graph: few shot link prediction via meta learning. *arXiv:1912.09867*, 2019.
- [3] Rich Caruana. Multitask learning. *Machine Learning*, 28(1):41–75, 1997.
- [4] Jatin Chauhan, Deepak Nathani, and Manohar Kaul. Few-shot learning on graphs via super-classes based on graph spectral measures. In *ICLR*, 2020.
- [5] Mingyang Chen, Wen Zhang, Wei Zhang, Qiang Chen, and Huajun Chen. Meta relational learning for few-shot link prediction in knowledge graphs. In *EMNLP-IJCNLP*, Hong Kong, China, November 2019.
- [6] Wei-Lin Chiang, Xuanqing Liu, Si Si, Yang Li, Samy Bengio, and Cho-Jui Hsieh. Cluster-gcn: An efficient algorithm for training deep and large graph convolutional networks. In *KDD*, pages 257–266, 2019.
- [7] Claire Donnat, Marinka Zitnik, David Hallac, and Jure Leskovec. Learning structural node embeddings via diffusion wavelets. In *KDD*, pages 1320–1329, 2018.
- [8] Sahibsingh A Dudani. The distance-weighted k-nearest-neighbor rule. *IEEE Transactions on Systems, Man, and Cybernetics*, 0(4):325–327, 1976.
- [9] Chelsea Finn, Pieter Abbeel, and Sergey Levine. Model-agnostic meta-learning for fast adaptation of deep networks. In *ICML*, pages 1126–1135, 2017.
- [10] Justin Gilmer, Samuel S Schoenholz, Patrick F Riley, Oriol Vinyals, and George E Dahl. Neural message passing for quantum chemistry. In *ICML*, pages 1263–1272. JMLR. org, 2017.
- [11] Alex Graves, Greg Wayne, and Ivo Danihelka. Neural turing machines. *arXiv:1410.5401*, 2014.
- [12] Will Hamilton, Zhitao Ying, and Jure Leskovec. Inductive representation learning on large graphs. In *NeurIPS*, pages 1024–1034, 2017.
- [13] Keith Henderson, Brian Gallagher, Tina Eliassi-Rad, Hanghang Tong, Sugato Basu, Leman Akoglu, Danai Koutra, Christos Faloutsos, and Lei Li. Rolx: structural role extraction & mining in large graphs. In *KDD*, pages 1231–1239, 2012.
- [14] Weihua Hu, Matthias Fey, Marinka Zitnik, Yuxiao Dong, Hongyu Ren, Bowen Liu, Michele Catasta, and Jure Leskovec. Open graph benchmark: Datasets for machine learning on graphs. *arXiv:2005.00687*, 2020.
- [15] Weihua Hu, Bowen Liu, Joseph Gomes, Marinka Zitnik, Percy Liang, Vijay Pande, and Jure Leskovec. Strategies for pre-training graph neural networks. In *ICLR*, 2019.
- [16] Thomas N Kipf and Max Welling. Variational graph auto-encoders. *Bayesian Deep Learning Workshop at NIPS*, 2016.
- [17] Thomas N. Kipf and Max Welling. Semi-supervised classification with graph convolutional networks. In *ICLR*, 2017.
- [18] Qimai Li, Zhichao Han, and Xiao-Ming Wu. Deeper insights into graph convolutional networks for semi-supervised learning. In *AAAI*, 2018.
- [19] LU LIU, Tianyi Zhou, Guodong Long, Jing Jiang, and Chengqi Zhang. Learning to propagate for graph meta-learning. In H. Wallach, H. Larochelle, A. Beygelzimer, F. d Alché-Buc, E. Fox, and R. Garnett, editors, *NeurIPS*, pages 1039–1050, 2019.
- [20] Bryan McCann, Nitish Shirish Keskar, Caiming Xiong, and Richard Socher. The natural language decathlon: Multitask learning as question answering. *arXiv:1806.08730*, 2018.
- [21] Marion Neumann, Plinio Moreno, Laura Antanas, Roman Garnett, and Kristian Kersting. Graph kernels for object category prediction in task-dependent robot grasping. In *Online Proceedings of the Eleventh Workshop on Mining and Learning with Graphs*, pages 0–6, 2013.
- [22] Alex Nichol, Joshua Achiam, and John Schulman. On first-order meta-learning algorithms. *arXiv:1803.02999*, 2018.

- [23] Mathias Niepert, Mohamed Ahmed, and Konstantin Kutzkov. Learning convolutional neural networks for graphs. In *ICML*, page 2014–2023, 2016.
- [24] Nataša Pržulj. Biological network comparison using graphlet degree distribution. *Bioinformatics*, 23(2):e177–e183, 2007.
- [25] Sachin Ravi and Hugo Larochelle. Optimization as a model for few-shot learning. In *ICLR*, 2017.
- [26] Adam Santoro, Sergey Bartunov, Matthew Botvinick, Daan Wierstra, and Timothy Lillicrap. Meta-learning with memory-augmented neural networks. In *ICML*, pages 1842–1850, 2016.
- [27] Jürgen Schmidhuber, Jieyu Zhao, and Marco Wiering. Shifting inductive bias with success-story algorithm, adaptive Levin search, and incremental self-improvement. *Machine Learning*, 28(1):105–130, 1997.
- [28] Juwen Shen, Jian Zhang, Xiaomin Luo, Weiliang Zhu, Kunqian Yu, Kaixian Chen, Yixue Li, and Hualiang Jiang. Predicting protein–protein interactions based only on sequences information. *PNAS*, 104(11):4337–4341, 2007.
- [29] Jake Snell, Kevin Swersky, and Richard Zemel. Prototypical networks for few-shot learning. In *NeurIPS*, pages 4077–4087, 2017.
- [30] F. Sung, Y. Yang, L. Zhang, T. Xiang, P. H. S. Torr, and T. M. Hospedales. Learning to compare: Relation network for few-shot learning. In *CVPR*, pages 1199–1208, 2018.
- [31] Flood Sung, Yongxin Yang, Li Zhang, Tao Xiang, Philip HS Torr, and Timothy M Hospedales. Learning to compare: Relation network for few-shot learning. In *CVPR*, 2018.
- [32] Komal K Teru, Etienne Denis, and William L Hamilton. Inductive relation prediction by subgraph reasoning. *ICML*, 2020.
- [33] Sebastian Thrun and Lorien Pratt. *Learning to learn*. Springer Science & Business Media, 2012.
- [34] Eleni Triantafillou, Tyler Zhu, Vincent Dumoulin, Pascal Lamblin, Utku Evci, Kelvin Xu, Ross Goroshin, Carles Gelada, Kevin Swersky, Pierre-Antoine Manzagol, et al. Meta-dataset: A dataset of datasets for learning to learn from few examples. *ICLR*, 2020.
- [35] Ruo-Chun Tzeng and Shan-Hung Wu. Distributed, egocentric representations of graphs for detecting critical structures. In Kamalika Chaudhuri and Ruslan Salakhutdinov, editors, *ICML*, pages 6354–6362, 2019.
- [36] Petar Veličković, William Fedus, William L. Hamilton, Pietro Liò, Yoshua Bengio, and R Devon Hjelm. Deep graph infomax. In *ICLR*, 2019.
- [37] Ricardo Vilalta and Youssef Drissi. A perspective view and survey of meta-learning. *Artificial Intelligence Review*, 18(2):77–95, 2002.
- [38] Oriol Vinyals, Charles Blundell, Timothy Lillicrap, koray kavukcuoglu, and Daan Wierstra. Matching networks for one shot learning. In D. D. Lee, M. Sugiyama, U. V. Luxburg, I. Guyon, and R. Garnett, editors, *NeurIPS*, pages 3630–3638, 2016.
- [39] Hongwei Wang and Jure Leskovec. Unifying graph convolutional neural networks and label propagation. *arXiv:2002.06755*, 2020.
- [40] Jason Weston, Sumit Chopra, and Antoine Bordes. Memory networks. *arXiv:1410.3916*, 2014.
- [41] Mitchell Wortsman, Kiana Ehsani, Mohammad Rastegari, Ali Farhadi, and Roozbeh Mottaghi. Learning to learn how to learn: Self-adaptive visual navigation using meta-learning. In *CVPR*, pages 6750–6759, 2019.
- [42] Felix Wu, Amauri Souza, Tianyi Zhang, Christopher Fifty, Tao Yu, and Kilian Weinberger. Simplifying graph convolutional networks. In *ICML*, pages 6861–6871, 2019.
- [43] Wenhan Xiong, Mo Yu, Shiyu Chang, Xiaoxiao Guo, and William Yang Wang. One-shot relational learning for knowledge graphs. In *EMNLP*, Brussels, Belgium, 2018.
- [44] Keyulu Xu, Weihua Hu, Jure Leskovec, and Stefanie Jegelka. How powerful are graph neural networks? In *ICLR*, 2019.
- [45] Rex Ying, Ruining He, Kaifeng Chen, Pong Eksombatchai, William L Hamilton, and Jure Leskovec. Graph convolutional neural networks for web-scale recommender systems. In *KDD*, 2018.

- [46] Zhitao Ying, Dylan Bourgeois, Jiaxuan You, Marinka Zitnik, and Jure Leskovec. Gnnexplainer: Generating explanations for graph neural networks. In NeurIPS, pages 9240–9251, 2019.
- [47] Hanqing Zeng, Hongkuan Zhou, Ajitesh Srivastava, Rajgopal Kannan, and Viktor Prasanna. Graphsaint: Graph sampling based inductive learning method. In ICLR, 2020.
- [48] Muhan Zhang and Yixin Chen. Weisfeiler-lehman neural machine for link prediction. In KDD, pages 575–583, 2017.
- [49] Muhan Zhang and Yixin Chen. Link prediction based on graph neural networks. In NeurIPS, pages 5165–5175, 2018.
- [50] Fan Zhou, Chengtai Cao, Kunpeng Zhang, Goce Trajcevski, Ting Zhong, and Ji Geng. Meta-GNN: On few-shot node classification in graph meta-learning. In CIKM, pages 2357–2360, 2019.
- [51] Xiaojin Zhu, Zoubin Ghahramani, and John D Lafferty. Semi-supervised learning using gaussian fields and harmonic functions. In ICML, pages 912–919, 2003.
- [52] Marinka Zitnik, Monica Agrawal, and Jure Leskovec. Modeling polypharmacy side effects with graph convolutional networks. Bioinformatics, 34(13):i457–i466, 2018.
- [53] Marinka Zitnik, Marcus W Feldman, Jure Leskovec, et al. Evolution of resilience in protein interactomes across the tree of life. PNAS, 116(10):4426–4433, 2019.
- [54] Marinka Zitnik and Jure Leskovec. Predicting multicellular function through multi-layer tissue networks. Bioinformatics, 33(14):i190–i198, 2017.

Appendix A Further Details on Notation

Table 4: The notation used in the paper.

Notation	Description
\mathcal{G}, G	A set of graphs, graph $G \in \mathcal{G}$
$\mathcal{V}, \mathcal{E}, \mathbf{X}$	A set of nodes, edges, and feature matrix for graph G
$\mathcal{Y}, \mathcal{Y}, Y$	An entire set of labels, a label set for a task, and label $Y \in \mathcal{Y}$
\mathcal{S}, S	A set of subgraphs, subgraph $S \in \mathcal{S}$
u, v	Nodes u and v
i, j	Prediction tasks i and j
f_θ	GNN model f parameterized by θ
$\mathcal{D}, \mathcal{D}_{\text{train}}, \mathcal{D}_{\text{val}}, \mathcal{D}_{\text{test}}$	An entire meta-set, meta-training set, meta-validation set, and meta-test set
$\mathcal{T}_i, \mathcal{T}_i^{\text{support}}, \mathcal{T}_i^{\text{query}}$	Task i , support set, and query set for task i
N, M	Number of graphs and labels
$N, K_{\text{support}}, K_{\text{query}}$	N -way, K_{support} -shot prediction for support set and K_{query} -shot for query set
η	Number of steps in the inner-loop (see Algorithm 1)
$\mathcal{L}_{\text{support}}, \mathcal{L}_{\text{query}}$	Support loss and query-set loss
\mathbf{H}	A matrix of centroid embeddings
\mathbf{C}	A matrix of prototype embeddings
\mathbf{p}	A class probability distribution vector
$\mathbf{y}_{\text{support}}, \mathbf{y}_{\text{query}}$	Support and query set label vector
α, β	Learning rate of inner and outer loop update (see Algorithm 1)

Appendix B Further Details on the Applicability of Methods for Meta Learning on Graphs

Table 5: A comparison of notable existing methods in the context of different graph meta-learning problems. We see G-META is able to tackle all problems whereas existing methods cannot.

Graph Meta-Learning Problem	Single graph Shared labels	Single graph Disjoint labels	Multiple graphs Shared labels	Multiple graphs Disjoint labels
GNN, e.g., [17, 44, 42]	✓	✗	✗	✗
Meta-GNN [50]	✗	✓	✗	✗
Meta-Graph [2]	✗	✗	✓	✗
G-META (Ours)	✓	✓	✓	✓

Appendix C Assumptions and Proof of Theorem 1

C.1 Assumptions

We use a popular GCN model [17] as the exemplar GNN model. The l -th layer GCN propagation rule is defined as: $\mathbf{H}^{(l+1)} = \sigma(\hat{\mathbf{A}}\mathbf{H}^{(l)}\mathbf{W}^{(l)})$, where $\mathbf{H}^{(l)}, \mathbf{W}^{(l)}$ are node embedding and parameter weight matrices at layer l , respectively, and $\hat{\mathbf{A}} = \mathbf{D}^{-1}\mathbf{A}$ is the normalized adjacency matrix. Following [39], throughout these derivations, we assume that σ is an identity function and that \mathbf{W} an identity matrix.

C.2 Definitions and Notation

Definition (Node Influence): Node influence $I_{u,v}$ of v on u in the final GNN output is: $I_{u,v} = \|\partial \mathbf{x}_u^{(\infty)} / \partial \mathbf{x}_v^{(\infty)}\|$, where the norm is any subordinate norm and the Jacobian measures how a change in v translates to a change in u [39].

Definition (Graph Influence): Graph influence I_G on u is: $I_G(u) = \|[I_{u,v_1}, \dots, I_{u,v_n}]\|_1$, where $[I_{u,v_1}, \dots, I_{u,v_n}]$ is a vector representing the influence of other nodes on u .

The graph influence of graph G on node u is: $I_G(u) = \sum_{i \in \mathcal{V}} I_{u,v_i}$. Similarly, the influence of a h -hop neighborhood subgraph S_u on node u is: $I_{S_u}(u) = \sum_{i \in \mathcal{V}^u} I_{u,v_i}$ where \mathcal{V}^u contains nodes that are at most h hops away from node u , i.e., $\{i_x | d(i_x, u) \leq h\}$.

Definition (Graph Influence Loss): Graph influence loss R_h is defined as: $R_h(u) = I_G(u) - I_{S_u}(u)$, where $I_G(u)$ is the influence of entire graph G and $I_{S_u}(u)$ is the influence of subgraph S_u .

Notationally, we denote m paths between node u and v as: p^1, \dots, p^m . We use $p_i^x, p_j^x, \dots, p_{n_v}^x$ to represent nodes occurring on path p^x and use n_v to denote the length of the path.

C.3 Theorem and Proof

Theorem 1 (Decaying Property of Node Influence). Let t be a path between node u and node v and let D_{GM}^t be a geometric mean of node degrees occurring on path t . Let $D_{GM}^{t*} = \min_t \{D_{GM}^t\}$ and $h_* = d(u, v)$. Consider the node influence $I_{u,v}$ from v to u . Then, $I_{u,v} \leq C / (D_{GM}^{t*})^{h_*}$.

Proof. Using the GCN propagation rule, we see that node u 's output is defined as:

$$\mathbf{x}_u^{(\infty)} = \frac{1}{D_{uu}} \sum_{i \in \mathcal{N}(u)} a_{ui} \mathbf{x}_i^{(\infty)},$$

where a_{ui} is the edge weight between node u and node i . In our datasets and many other real-world graphs, all edges have the same weight 1.

By an expansion of nodes in the neighbor $\mathcal{N}(u)$, we have:

$$\mathbf{x}_u^{(\infty)} = \frac{1}{D_{uu}} \sum_{i \in \mathcal{N}(u)} a_{ui} \frac{1}{D_{ii}} \sum_{j \in \mathcal{N}(i)} a_{ij} \mathbf{x}_j^{(\infty)}.$$

In the same logic, it can be further expanded as:

$$\mathbf{x}_u^{(\infty)} = \frac{1}{D_{uu}} \sum_{i \in \mathcal{N}(u)} a_{ui} \frac{1}{D_{ii}} \sum_{j \in \mathcal{N}(i)} a_{ij} \cdots \frac{1}{D_{mm}} \sum_{o \in \mathcal{N}(m)} a_{mo} \mathbf{x}_o^{(\infty)}. \quad (1)$$

The node influence $I_{u,v} = \left\| \frac{\partial \mathbf{x}_u^{(\infty)}}{\partial \mathbf{x}_v^{(\infty)}} \right\|$ can then be computed via:

$$\left\| \frac{\partial \mathbf{x}_u^{(\infty)}}{\partial \mathbf{x}_v^{(\infty)}} \right\| = \left\| \frac{\partial}{\partial \mathbf{x}_v^{(\infty)}} \left(\frac{1}{D_{uu}} \sum_{i \in \mathcal{N}(u)} a_{ui} \frac{1}{D_{ii}} \sum_{j \in \mathcal{N}(i)} a_{ij} \cdots \frac{1}{D_{mm}} \sum_{o \in \mathcal{N}(m)} a_{mo} \mathbf{x}_o^{(\infty)} \right) \right\| \quad [1]$$

$$= \left\| \frac{\partial}{\partial \mathbf{x}_v^{(\infty)}} \left(\left(\frac{1}{D_{uu}} a_{(up_i^1)} \frac{1}{D_{p_i^1 p_i^1}} a_{(p_i^1 p_j^1)} \cdots \frac{1}{D_{p_{n_1}^1 p_{n_1}^1}} a_{(p_{n_1}^1 v)} \mathbf{x}_v^{(\infty)} \right) \right. \right. \\ \left. \left. + \cdots + \left(\frac{1}{D_{uu}} a_{(up_i^m)} \frac{1}{D_{p_i^m p_i^m}} a_{(p_i^m p_j^m)} \cdots \frac{1}{D_{p_{n_m}^m p_{n_m}^m}} a_{(p_{n_m}^m v)} \mathbf{x}_v^{(\infty)} \right) \right) \right\| \quad [2]$$

$$= \left\| \frac{\partial \mathbf{x}_v^{(\infty)}}{\partial \mathbf{x}_v^{(\infty)}} \right\| \cdot \left| \left(\frac{1}{D_{uu}} a_{(up_i^1)} \frac{1}{D_{p_i^1 p_i^1}} a_{(p_i^1 p_j^1)} \cdots \frac{1}{D_{p_{n_1}^1 p_{n_1}^1}} a_{(p_{n_1}^1 v)} \right) \right. \\ \left. + \cdots + \left(\frac{1}{D_{uu}} a_{(up_i^m)} \frac{1}{D_{p_i^m p_i^m}} a_{(p_i^m p_j^m)} \cdots \frac{1}{D_{p_{n_m}^m p_{n_m}^m}} a_{(p_{n_m}^m v)} \right) \right| \quad [3]$$

$$= \left| \left(\frac{1}{D_{uu} D_{p_i^1 p_i^1} \cdots D_{p_{n_1}^1 p_{n_1}^1}} a_{(up_i^1)} a_{(p_i^1 p_j^1)} \cdots a_{(p_{n_1}^1 v)} \right) \right|$$

$$+ \dots + \left(\frac{1}{D_{uu} D_{p_i^1 p_j^1} \dots D_{p_{n_m}^m p_{n_m}^m}} a_{(u p_i^m)} a_{(p_i^m p_j^m)} \dots a_{(p_{n_m}^m v)} \right) | \quad [4]$$

$$\leq |m * \max \left(\left(\frac{1}{D_{uu} D_{p_i^1 p_i^1} \dots D_{p_{n_1}^1 p_{n_1}^1}} a_{(u p_i^1)} a_{(p_i^1 p_j^1)} \dots a_{(p_{n_1}^1 v)} \right) \right. \\ \left. , \dots, \left(\frac{1}{D_{uu} D_{p_i^m p_i^m} \dots D_{p_{n_m}^m p_{n_m}^m}} a_{(u p_i^m)} a_{(p_i^m p_j^m)} \dots a_{(p_{n_m}^m v)} \right) \right) | \quad [5]$$

$$= |m * \left(\frac{1}{D_{uu} D_{p_i^{t_*} p_i^{t_*}} \dots D_{p_{n_*}^{t_*} p_{n_*}^{t_*}} a_{(u p_i^{t_*})} a_{(p_i^{t_*} p_j^{t_*})} \dots a_{(p_{n_*}^{t_*} v)} \right) | \quad [6]$$

$$= |C * \left(\frac{1}{\sqrt[n_*]{D_{uu} D_{p_i^{t_*} p_i^{t_*}} \dots D_{p_{n_*}^{t_*} p_{n_*}^{t_*}}} \right)^{n_*} | \quad [7]$$

$$= C / (D_{GM}^{t_*})^{n_*} \quad [8]$$

$$\leq C / (D_{GM}^{t_*})^{h_*}. \quad [9]$$

□

Explanations of the proof. (Line 1) Substitution of the term $\mathbf{x}_u^{(\infty)}$ via Equation 1. (Line 2) Since we are calculating the gradient between two feature vectors $\mathbf{x}_v^{(\infty)}$ and $\mathbf{x}_u^{(\infty)}$, the partial derivative on nodes that are not in the paths p^1, \dots, p^m between node u and v becomes 0 and these nodes are thus removed. Note that each term in line 2 is for one path between node u and v . This also means that the feature influence can be decomposed into the sum of all paths feature influence. (Line 3) We separate the scalar terms and the derivative term within the matrix norm and then uses the absolute homogeneous property (*i.e.* $\|\alpha \mathbf{A}\| = |\alpha| \|\mathbf{A}\|$) of the matrix norm to convert them into the matrix norm of Jacobian matrix times the absolute value of the scalar. (Line 4) We know the Jacobian of the same vectors $\frac{\partial \mathbf{x}_v^{(\infty)}}{\partial \mathbf{x}_u^{(\infty)}}$ is the identity matrix \mathbf{I} and we know for any subordinate norm

($\|\mathbf{A}\| = \sup_{\|\mathbf{x}\|=1} \{\|\mathbf{A}\mathbf{x}\|\}$), we have $\|\mathbf{I}\| = 1$. Therefore, $\|\frac{\partial \mathbf{x}_v^{(\infty)}}{\partial \mathbf{x}_u^{(\infty)}}\| = 1$. We also move the degree and edge weight terms around to group each together for each path. (Line 5) Notice now the equation becomes the sum of terms around paths between node u and v . We can identify the maximum of these terms and it is smaller than the m times the maximum term. We denote the term with the maximum value as the path p^{t_*} . (Line 6) Clean the notations. (Line 7) We move all the constant as C in the last line. Note that in all of our datasets and many real-world datasets, the network is usually binary and the edge weight a are non-negative (in many cases $a = 1$), thus we remove the absolute values. (Line 8) We rephrase the degree term into geometric mean format $1/D_{GM}$. (Line 9) h_* is the shortest path and shorter than n_* , thus the inequality. We then obtain the bound of the node influence.

Note that if we assume degree of nodes along paths are random, then the p^{t_*} , which is the path that has the smallest geometric mean of node degrees, is the shortest path from node u to v .

Appendix D Theorem 2 and its Proof

Theorem 2 (Local Subgraph Preservation Property). Let S_u be a local subgraph for node u with neighborhood size h . Let node v be defined as: $v = \arg\max_w (\{I_{u,w} | w \in \mathcal{V} \setminus \mathcal{V}^u\})$. Let \bar{t} be a path between u and v and let $D_{GM}^{\bar{t}}$ be a geometric mean of node degrees occurring on path \bar{t} . Let $D_{GM}^{\bar{t}_*} = \min_{\bar{t}} \{D_{GM}^{\bar{t}}\}$. The following holds: $R_h(u) \leq C / (D_{GM}^{\bar{t}_*})^{h+1}$.

Proof.

$$R_h(u) = I_G(u) - I_{S_u}(u) \quad [1]$$

$$= \left(\left\| \frac{\partial \mathbf{x}_u^{(\infty)}}{\partial \mathbf{x}_1^{(\infty)}} \right\| + \dots + \left\| \frac{\partial \mathbf{x}_u^{(\infty)}}{\partial \mathbf{x}_n^{(\infty)}} \right\| \right) - \left(\left\| \frac{\partial \mathbf{x}_u^{(\infty)}}{\partial \mathbf{x}_{i_1}^{(\infty)}} \right\| + \dots + \left\| \frac{\partial \mathbf{x}_u^{(\infty)}}{\partial \mathbf{x}_{i_m}^{(\infty)}} \right\| \right) \quad [2]$$

$$= \left\| \frac{\partial \mathbf{x}_u}{\partial \mathbf{x}_{t_1}} \right\| + \left\| \frac{\partial \mathbf{x}_u}{\partial \mathbf{x}_{t_2}} \right\| + \dots + \left\| \frac{\partial \mathbf{x}_u}{\partial \mathbf{x}_{t_{n-m}}} \right\| \quad [3]$$

$$\leq C_{t_1} / (D_{\text{GM}}^{t_1})^{h_{t_1}} + \dots + C_{t_{n-m}} / (D_{\text{GM}}^{t_{n-m}})^{h_{t_{n-m}}} \quad [4]$$

$$\leq (n-m) * C_{\bar{t}_*} / (D_{\text{GM}}^{\bar{t}_*})^{h_{\bar{t}_*}} \quad [5]$$

$$\leq (n-m) * C_{\bar{t}_*} / (D_{\text{GM}}^{\bar{t}_*})^{h+1} \quad [6]$$

$$= C / (D_{\text{GM}}^{\bar{t}_*})^{h+1} \quad [7]$$

□

Explanation of the proof. (Line 1) Definition of graph influence loss. (Line 2) Substitution of definition. (Line 3) Subtract same node influence term from the subgraph and the entire network. (Line 4) Use Theorem 1. (Line 5) They are smaller than $(n-m)$ times the maximum term, which is the node that has the highest node influence in the node set that is outside of the immediate neighborhood of u . (Line 6) We know nodes in the outside of the immediate neighborhood of u is more than h hops away from the node u , hence the path length h_{t_*} between the maximum influence node to the node u is larger than h . (Line 7) Move the constant term and we have the result.

Appendix E Algorithm Overview

We provide the pseudo-code for G-META in Algorithm 1.

Algorithm 1: G-META Algorithm. Steps in the algorithm correspond to steps in Figure 2.

Input: Graphs $\mathcal{G} = \{G_1, \dots, G_N\}$; Randomly initialized $\theta : [\theta_{\text{GNN}}]$.
 $S_1, S_2, \dots, S_n = \text{Subgraph}(\mathcal{G})$ via step #1 // Local subgraph construction
 $\{\mathcal{T}\} = \{\mathcal{T}_1, \mathcal{T}_2, \dots, \mathcal{T}_m\} \sim p(\mathcal{T})$ via step #1 // Meta-task construction
while not done do
 $\{\mathcal{T}_s\} \leftarrow \text{sample}(\{\mathcal{T}\})$ // Sample a batch of tasks
 for $\mathcal{T}_i \in \{\mathcal{T}_s\}$ **do**
 $(\{S\}_{\text{support}}, \mathbf{y}_{\text{support}}) \leftarrow \mathcal{T}_i^{\text{support}}$ // Mini-batching support subgraphs
 $(\{S\}_{\text{query}}, \mathbf{y}_{\text{query}}) \leftarrow \mathcal{T}_i^{\text{query}}$ // Mini-batching query subgraphs
 $\theta_0 = \theta$
 for j in $1, \dots, \eta$ **do** // Update step j
 $\mathbf{H}_{\text{support}} \leftarrow \text{GNN}_{\theta_{j-1}}(\{S\}_{\text{support}})_{\text{centroid}}$ via step #2 and #3
 $\mathbf{C} = \frac{1}{N_{k_{\text{support}}}} \sum (\mathbf{H}_{\text{support}})$ via step #4 // Support prototypes
 $\mathbf{p} = \frac{\exp(-\|\mathbf{H}_{\text{support}} - \mathbf{C}\|)}{\sum_{\mathbf{y}_i} \exp(-\|\mathbf{H}_{\text{support}} - \mathbf{C}\|)}$ via step #5
 $\mathcal{L}_{\text{support}} = L(\mathbf{p}, \mathbf{y}_{\text{support}})$ via step #5
 $\theta_j = \theta_{j-1} - \alpha \nabla \mathcal{L}_{\text{support}}$ via step #6 // Inner loop update
 $\mathbf{H}_{\text{query}} \leftarrow \text{GNN}_{\theta_j}(\{S\}_{\text{query}})_{\text{centroid}}$ via step #7 and #8
 $\mathbf{p} = \frac{\exp(-\|\mathbf{H}_{\text{query}} - \mathbf{C}\|)}{\sum_{\mathbf{y}_i} \exp(-\|\mathbf{H}_{\text{query}} - \mathbf{C}\|)}$ via step #9
 $\mathcal{L}_{\text{query}}^{ij} \leftarrow L(\mathbf{p}, \mathbf{y}_{\text{query}})$ via step #9
 end
 end
 $\theta = \theta - \beta \nabla \sum_i \mathcal{L}_{\text{query}}^{iu}$ via step #10 // Outer loop update
end

Appendix F Further Details on Datasets

We proceed by describing the construction and processing of synthetic as well as real-world datasets. Upon publication, we will share G-META implementation as well as all datasets and baseline algorithms with the community through a public project website, which will be accompanied by a Github repository with relevant data loaders.

F.1 Synthetic Datasets

We have two synthetic datasets where labels are depended on local structural roles. They are to show G-META’s ability to capture local network structures. For the first synthetic dataset, we use the graphs with planted structural equivalence from GraphWave [7]. We use a cycle basis network and attach a distribution of shapes: House, Star, Diamond, Fan on the cycle basis. The label of each node is the structural role in different shapes. Hence, the label reflects the local structural information. We also add n random edges to add noise. For the single graph and disjoint label setting, we use 500 nodes for the cycle basis, and add 100 shapes for each type with 1,000 random edges. In the multiple graph setting, we sample 10 graphs with varying distribution of number of shapes for each graph. Each graph uses 50 nodes for the cycle basis, and add randomly generated [1-15] shapes for each type with 100 random edges. There are 17 labels. To model local structural information under a more realistic homophily network, we first construct a Barabási-Albert (BA) network with 200 nodes and 3 nodes are preferential attached based on the degrees. Then, we plant shapes to the BA network by first sampling nodes and adding edges corresponding to the shapes. Then, to generate label, we compute the Graphlet Distribution Vector [24] for each node, which characterizes the local network structures and then we apply spectral clustering on this vector to generate the labels. There are 10 labels in total. For multiple graph setting, the same varying distribution of numbers of shapes as in the cycle dataset are used to plant each BA network. See Figure 3 for a visual illustration of synthetic datasets.

F.2 Real-world Datasets and Novel Graph Meta-Learning Datasets

We use three real world datasets for node classification and two real world datasets for link prediction to evaluate G-META. (1) arXiv is a citation network from the entire Computer Science arXiv papers, where features are title and abstract word embeddings, and labels are the subject areas [14]. (2) Tissue-PPI is 24 protein-protein interaction networks from different tissues, where features are gene signatures and labels are gene ontology functions [54, 12]. Each label is a binary protein function classification task. We select the top 10 balanced tasks. (3) Fold-PPI is a novel dataset, which we constructed for the multiple graph and disjoint label setting. It has 144 tissue networks [54], and the labels are classified using protein structures defined in SCOP database [1]. We screen fold groups that have more than 9 unique proteins across the networks. It results in 29 unique labels. The features are conjoint triad protein descriptor [28]. In Fold-PPI, the majority of the nodes do not have associated labels. Note that G-META operates on label scarce settings. (4) For link prediction, the first dataset FirstMM-DB [21] is the standard 3D point cloud data, which consists of 41 graphs. (5) The second link prediction dataset is the Tree-of-Life dataset. This is a new dataset, which we constructed based on 1,840 protein interaction networks (PPIs), each originating from a different species [53]. Node features are not provided, we use node degrees instead.

Appendix G Further Details on Hyperparameter Selection

We use random hyperparameter search over the following set of hyperparameters. For task numbers in each batch, we use 4, 8, 16, 32, 64; for inner update learning rate, 1×10^{-2} , 5×10^{-3} , 1×10^{-3} , 5×10^{-4} ; for outer update learning rate, 1×10^{-2} , 5×10^{-3} , 1×10^{-3} , 5×10^{-4} ; for hidden dimension, we select from 64, 128, and 256.

For arxiv-ogbn dataset, we set task numbers to 32, inner update learning rate to 1×10^{-2} , outer update learning rate to 1×10^{-3} , and hidden dimensionality to 256. For Tissue-PPI dataset, we set task numbers to 4, inner update learning rate to 1×10^{-2} , outer update learning rate to 5×10^{-3} , and hidden dimensionality to 128. For Fold-PPI dataset, we set task numbers to 16, inner update learning rate to 5×10^{-3} , outer update learning rate to 1×10^{-3} , and hidden dimensionality to 128. For FirstMM-DB dataset, we set task numbers to 8, inner update learning rate to 1×10^{-2} , outer update learning rate to 5×10^{-4} , and hidden dimensionality to 128. For Tree-of-Life dataset, we set task numbers to 8, inner update learning rate to 5×10^{-3} , outer update learning rate to 5×10^{-4} and hidden dimensionality to 128.

Appendix H Further Details on Baselines

We use nine baselines. (1) Meta-Graph [2] uses VGAE to do few-shot multi-graph link prediction. It uses a graph signature function to capture the characteristics of a graph, which enables knowledge transfer. Then, it applies MAML to learn across graphs. (2) Meta-GNN [50] applies MAML [9] to Simple Graph Convolution(SGC) [42] on the single graph disjoint label problem. (3) Few-shot Graph Isomorphism Network (FS-GIN) [44] applies GIN on the entire graph and retrieve the few-shot nodes to propagate loss and enable learning. Similarly, (4) Few-shot SGC (FS-SGC) [42] switches GIN to SGC for GNN encoder. Note that the previous four baselines only work in a few graph meta learning problems. We also test on different meta-learning models, using the top performing ones in [34]. We operate on subgraph level for them since it allows comparison in all graph meta-learning problems. No-Finetune performs training on the support set and use the trained model to classify each query example, using only meta-testing set, *i.e.* without access to the external graphs or labels to transfer. KNN [8, 34] first trains a GNN using all data in the meta-training set and it is used as an embedding function. Then, during meta-testing, it uses the label of the voted K-closest example in the support set for each query example. Finetune [34] uses the embedding function generated from meta-training set and the models are then finetuned on the meta-testing set. ProtoNet [29] applies prototypical learning on each subgraph embeddings, following the standard few-shot learning setups. MAML [9] switches ProtoNet to MAML model as the meta-learner.

Appendix I Further Details on Performance Evaluation

All of our experiments are done on an Intel Xeon CPU 2.50GHz and using an NVIDIA K80 GPU.

For synthetic datasets disjoint label problems, we use a 2-way setup. In the shared label problem, the cycle graph has 17 labels and the BA graph has 10 labels. The results use 5 gradient update steps in meta-training and 10 gradient update steps in meta-testing. For real-world datasets node classification uses 3-shots and link prediction uses 16-shots. For disjoint labels problems, we set it to 3-way classification task. The results use 10 gradient update steps in meta-training and 10 gradient update steps in meta-testing. For Tissue-PPI, we have ten 2-way protein function tasks average where each task is performed three times.

For link prediction problem, to ensure the support and query set are distinct in all meta-training tasks, we separate a fixed 30% of edges for support set and 70% of edges for query set as a preprocessing step for every graph.

Appendix J Further Results on Synthetic Datasets

Full version is reported in Table 6. The large standard deviation is because we sample only two-labels for meta-testing in one data fold, due to the limit number of labels in synthetic datasets. If the shape structural roles corresponding to the label set in the meta-testing set is structurally distinct from all the meta-training label sets, the performance would be bad since there is no transferability for meta-learner to learn. In our data splits, we find there is one fold that performs bad across all methods, thus the reason for the large standard deviation. For real-world datasets, as the label set is large, we sample more labels for meta-testing (*e.g.*, five labels for 3-way classification where each meta-testing task is of $\binom{5}{3}$ label sets) such that the result is averaged across different label sets. This makes the standard deviation smaller. In both settings, the mean accuracy reflects the predictive performance.

Table 6: Further results on graph meta-learning performance for synthetic datasets. Five-fold average multi-class classification accuracy on synthetic datasets for 1-shot node classification in various graph meta-learning problem. N/A means the method does not work in this task setting. The disjoint label setting uses 2-way setup and in the shared labels settings, cycle basis has 17 labels and BA has 10 labels. The results use 5-gradient update steps in meta-training and 10-gradient update steps in meta-testing. See Figure 3 for a visual illustration of synthetic datasets.

Graph Meta-Learning Problem	Single graph Disjoint labels		Multiple graphs Shared labels		Multiple graphs Disjoint labels	
Prediction Task	Node		Node		Node	
Base graph	Cycle	BA	Cycle	BA	Cycle	BA
G-META (Ours)	0.872 \pm 0.129	0.867 \pm 0.147	0.542 \pm 0.045	0.734 \pm 0.038	0.767 \pm 0.178	0.867 \pm 0.209
Meta-Graph	N/A	N/A	N/A	N/A	N/A	N/A
Meta-GNN	0.720 \pm 0.218	0.694 \pm 0.112	N/A	N/A	N/A	N/A
FS-GIN	0.684 \pm 0.144	0.749 \pm 0.106	N/A	N/A	N/A	N/A
FS-SGC	0.574 \pm 0.092	0.715 \pm 0.100	N/A	N/A	N/A	N/A
KNN	0.918 \pm 0.063	0.804 \pm 0.193	0.343 \pm 0.038	0.710 \pm 0.027	0.753 \pm 0.150	0.769 \pm 0.199
No-Finetune	0.509 \pm 0.011	0.567 \pm 0.105	0.059 \pm 0.001	0.265 \pm 0.141	0.592 \pm 0.105	0.577 \pm 0.104
Finetune	0.679 \pm 0.043	0.671 \pm 0.055	0.385 \pm 0.089	0.517 \pm 0.160	0.599 \pm 0.085	0.629 \pm 0.055
ProtoNet	0.821 \pm 0.197	0.858 \pm 0.144	0.282 \pm 0.045	0.657 \pm 0.034	0.749 \pm 0.182	0.866 \pm 0.212
MAML	0.842 \pm 0.207	0.848 \pm 0.212	0.511 \pm 0.050	0.726 \pm 0.023	0.653 \pm 0.093	0.844 \pm 0.202