

Synthetic Interventions

Anish Agarwal

Department of Industrial Engineering & Operations Research, Columbia University, New York, NY 10027, aa5194@columbia.edu

Devavrat Shah

Department of Electrical Engineering & Computer Science, MIT, Cambridge, MA 02139, devavrat@mit.edu

Dennis Shen

Department of Data Science & Operations, USC, Los Angeles, CA 90089, dennis.shen@marshall.usc.edu

Consider a setting with N heterogeneous units (e.g., individuals, sub-populations) and D interventions (e.g., socio-economic policies). Our goal is to learn the expected potential outcome associated with every intervention on every unit, totaling $N \times D$ causal parameters. Towards this, we present a causal framework, synthetic interventions (SI), to infer these $N \times D$ causal parameters while only observing each of the N units under at most two interventions, independent of D . This can be significant as the number of interventions, i.e., level of personalization, grows. Under a novel tensor factor model across units, outcomes, and interventions, we prove an identification result for each of these $N \times D$ causal parameters, establish finite-sample consistency of our estimator along with asymptotic normality under additional conditions. Importantly, our estimator also allows for latent confounders that determine how interventions are assigned. The estimator is further furnished with data-driven tests to examine its suitability. Empirically, we validate our framework through a large-scale A/B test performed on an e-commerce platform. We believe our results could have implications for the design of data-efficient randomized experiments (e.g., randomized control trials) with heterogeneous units and multiple interventions.

Key words: tensor completion, experiment design, principal component regression, randomized control trials, synthetic controls, individual treatment effect

1. Introduction

There is a growing interest in personalized decision-making, where the goal is to select an optimal intervention for each unit from a collection of interventions. For example, a typical goal in an e-commerce platform is to determine the best of $D \geq 1$ discounts for each of the $N \geq 1$ customer sub-populations to increase engagement levels. Such customer sub-populations are created based on customer demographics and their prior interactions with the platform; the clustering is done to

ensure customers within a sub-population behave similarly while allowing for heterogeneity across sub-populations. At its core, estimating the best personalized intervention requires evaluating the effect of all D discounts on all N customer sub-populations. One approach is to conduct $N \times D$ randomized experiments corresponding to each combination: for each sub-population and discount, the discount is assigned to a number of randomly chosen customers from that sub-population and their corresponding outcomes are measured. This approach can be expensive, if not infeasible, as N and D grow. This motivates the need for a data-efficient experiment design where similar inferences can be drawn from far fewer experiments.

Similar questions arise in program evaluation, where one looks to design a policy that is suited to the socio-economic realities of a geographic location. Compared to the experimental setting, program evaluation often inherits the added challenge of relying only on observational data. In observed data, typically the policy implemented in a region is likely to be confounded with the region’s characteristics (e.g., the government structure, population density and demographics, cultural leanings), which itself may impact the outcomes observed under the policy. To make matters even more arduous, these confounders may not be fully known or observed and each location can only undergo a single policy at any point in time.

Our interest, therefore, is to estimate the $N \times D$ causal parameters associated with each unit-intervention pair based on potentially confounded and limited observations that do not scale with $N \times D$. To that end, we consider a setting where we collect $T \geq 1$ outcomes or measurements of interest associated with each of the N units. These measurements could correspond to different time steps, geospatial locations, items, and such. Following the causal framework of [Neyman \(1923\)](#) and [Rubin \(1974\)](#), let $Y_{tn}^{(d)} \in \mathbb{R}$ be a random variable denoting the potential outcome for unit n and measurement t under intervention d . We index units by $n \in [N] := \{1, \dots, N\}$, measurements by $t \in [T]$, and interventions by $d \in [D]_0 = \{0, 1, \dots, D - 1\}$. More formally, our focus is to recover $\theta_n^{(d)} = |\mathcal{T}_{\text{post}}|^{-1} \sum_{t \in \mathcal{T}_{\text{post}}} \mathbb{E}[Y_{tn}^{(d)}]$ for each (n, d) pair, where $\mathcal{T}_{\text{post}} \subseteq [T]$ is a subset of target measurements. A formal description of the setup and target causal estimand is provided in [Section 4.2](#).

1.1. Contributions

We propose an estimator, synthetic interventions (SI), to estimate all $N \times D$ causal parameters while only observing each of the N units under at most two interventions. At a high level, the SI estimator requires that (i) all units are observed under a common intervention for a sufficient number of measurements and (ii) there are a sufficient number of units that undergo each of the D interventions for the target measurements $\mathcal{T}_{\text{post}}$.

To understand when the SI estimator is effective, we introduce a novel *tensor factor model* over potential outcomes that is composed of low-dimensional latent factors across measurements, units, and interventions—a natural generalization of the typical factor model over measurements and units considered in the literature. This is the key structural assumption that enables information to be effectively shared across measurements, units, and interventions. Under this model, we establish that the SI estimator is finite-sample consistent and provide conditions that lead to asymptotic normality. Importantly, the estimates produced by the SI estimator remain valid despite the presence of unobserved confounders. In particular, we establish that the SI estimator implicitly handles such settings as long as the unobserved confounding can be *explained* by the low-dimensional latent factors.

The SI estimator is connected to and inspired by synthetic controls (SC), a prominent method for program evaluation in panel data settings cf. (Athey and Imbens 2016). Indeed, SI generalizes SC to handle settings with multiple interventions. To illustrate this point, consider a canonical study from the SC literature that analyzes the effect of different policies on tobacco consumption in the United States (Abadie, Diamond and Hainmueller 2010). While some states either instituted a tobacco control program ($d = 1$) or raised cigarette sale taxes ($d = 2$), other states kept the status quo ($d = 0$), also known as control or the absence of treatment. The SC estimator is brilliantly designed to answer the following questions, Q1–Q2: *for states that either instituted a tobacco control program or raised taxes, what would have happened had they kept the status quo?* SC provides an answer to this question by producing counterfactual estimates of $Y_{tn}^{(0)}$ for those states n that implemented $d = 1$ or $d = 2$. This is the extent to which the SC estimator can provide answers.

In addition to Q1–Q2, the SI estimator can also provide answers to other pertinent questions:

Q3: *For states that instituted a tobacco control program, what would have happened had they raised taxes?*

Q4: *For states that raised taxes, what would have happened had they instituted a tobacco control program?*

Q5: *For states that kept the status quo, what would have happened had they raised taxes?*

Q6: *For states that kept the status quo, what would have happened had they instituted a tobacco control program?*

Crucially, the SI estimator leverages the same data used by the SC estimator to answer Q1–Q2 in answering Q3–Q6 as well, i.e., SI does not require access to additional data beyond what is available to the SC estimator, yet offers answers to more questions of interest. In doing so, SI allows for the estimation of parameters such as the “treatment effect on the *untreated*” while SC can only estimate the “treatment effect on the treated.” This extension provides one resolution to the open question stated in [Abadie \(2020\)](#) of how to extend SC to the setting of multiple interventions.

To corroborate our theoretical results, we apply the SI estimator to a large-scale A/B test conducted by an e-commerce company. Our results have implications for the design of data-efficient randomized experiments, which we coin *synthetic A/B testing*.

1.2. Related Works

Two conceptual frameworks that are foundational to this work include SC and latent factor models. Given their sizable literature, we provide a brief overview of closely related works from each topic.

The sub-problem of estimating what would have happened to a treated unit under control ala Q1–Q2 above has been studied through the prominent frameworks of differences-in-differences (DID) ([Ashenfelter and Card 1984](#), [Bertrand, Duflo and Mullainathan 2004](#), [Angrist and Pischke 2009](#)) and SC ([Abadie and Gardeazabal 2003](#), [Abadie, Diamond and Hainmueller 2010](#)). These frameworks live within the context of panel data analysis, where repeated measurements of multiple units are recorded over multiple time steps. As previously discussed, if we consider control as one of the D interventions, then SC allows for recovery of at most N causal parameters, i.e., $\theta_n^{(0)}$ for $n \in [N]$. Extending the SC framework to estimate all $N \times D$ causal parameters has been posed as an important open question in [Abadie \(2020\)](#), and this work offers one resolution.

A critical aspect that underlies the SC approach is the structure between units and time under control ($d = 0$). One elegant encoding of this structure is through a matrix factor model, also known as an interactive fixed effect model (Chamberlain 1984, Liang and Zeger 1986, Arellano and Honore 2000, Bai 2003, 2009, Pesaran 2006, Moon and Weidner 2015, 2017). Recent works have connected factor models with low-rank matrices, which are prevalent within the matrix completion literature (Candès and Tao 2010, Recht 2011, Chatterjee 2015). As such, several works of late, including Athey et al. (2017), Amjad, Shah and Shen (2018), Amjad et al. (2019), Agarwal et al. (2020), Fernández-Val, Freeman and Weidner (2020), Arkhangelsky et al. (2020), have developed estimators that are guided by matrix completion principles to estimate and analyze causal parameters related to $\theta_n^{(0)}$ by directly learning from the observed outcomes rather than relying on additional covariates.

1.3. Organization of Paper

Section 2 provides an introduction to our framework through a useful tensor representation of the potential outcomes. Section 3 describes the SI estimator and overviews robustness checks to examine its suitability. Section 4 formally introduces our novel tensor factor model over potential outcomes and defines our causal parameters. Section 5 establishes identification of these causal parameters, as well as finite-sample consistency of the SI estimator and conditions that lead to its asymptotic normality. Section 6 demonstrates how the SI estimator can be used to design data-efficient randomized experiments through a real-world case study with A/B testing data collected by a large e-commerce platform. Section 7 reinforces our theoretical results with simulation studies. Section 8 discusses how our tensor factor model offers a connection between causal inference and the growing field of tensor completion. Section 9 summarizes this article.

We relegate several important discussions and proofs to the appendix. Namely, Appendix A discusses non-linear factor models. Appendix B proposes data-efficient randomized experiments based on the SI estimator. Appendix C compares this article with representative works in the SC literature. Appendix D extends the SI estimator to incorporate covariates. Appendices E to H presents the proofs for the main results in this article. Appendix I establishes asymptotic normality for a slight modification to the SI estimator.

1.4. Standard Notation

For any vector $v \in \mathbb{R}^a$, let $\|v\|_p$ denote its ℓ_p -norm. We define the inner product between vectors $v, x \in \mathbb{R}^a$ as $\langle v, x \rangle = v^\top x = \sum_{\ell=1}^a v_\ell x_\ell$. For a matrix $\mathbf{A} \in \mathbb{R}^{a \times b}$, we denote its operator (spectral) and Frobenius norms as $\|\mathbf{A}\|_{\text{op}}$ and $\|\mathbf{A}\|_F$, respectively. If v is a random variable, we define its sub-Gaussian (Orlicz) norm as $\|v\|_{\psi_2}$.

Let f and g be two functions defined on the same space. We say that $f(n) = O(g(n))$ if and only if there exists a positive real number M and a real number n_0 such that for all $n \geq n_0$, $|f(n)| \leq M|g(n)|$. Analogously we say: $f(n) = \Theta(g(n))$ if and only if there exists positive real numbers m, M such that for all $n \geq n_0$, $m|g(n)| \leq |f(n)| \leq M|g(n)|$; $f(n) = o(g(n))$ if for any $m > 0$, there exists n_0 such that for all $n \geq n_0$, $|f(n)| \leq m|g(n)|$.

We denote \xrightarrow{d} and \xrightarrow{p} as convergences in distribution and probability, respectively. For any sequence of random vectors X_n , we say $X_n = O_p(a_n)$ if for every $\varepsilon > 0$, there exists constants C_ε and n_ε such that $\mathbb{P}(\|X_n\|_2 > C_\varepsilon a_n) < \varepsilon$ for every $n \geq n_\varepsilon$. Similarly, $X_n = o_p(a_n)$ if for all $\varepsilon, \varepsilon' > 0$, there exists n_ε such that $\mathbb{P}(\|X_n\|_2 > \varepsilon' a_n) < \varepsilon$ for every $n \geq n_\varepsilon$. Therefore, $X_n = o_p(1) \iff X_n \xrightarrow{p} 0$. We say a sequence of events \mathcal{E}_n holds “with high probability” (w.h.p.) if $\mathbb{P}(\mathcal{E}_n) \rightarrow 1$ as $n \rightarrow \infty$, i.e., for any $\varepsilon > 0$, there exists a n_ε such that for all $n > n_\varepsilon$, $\mathbb{P}(\mathcal{E}_n) > 1 - \varepsilon$. More generally, a multi-indexed sequence of events $\mathcal{E}_{n_1, \dots, n_d}$, with indices n_1, \dots, n_d with $d \geq 1$, is said to hold w.h.p. if $\mathbb{P}(\mathcal{E}_{n_1, \dots, n_d}) \rightarrow 1$ as $\min\{n_1, \dots, n_d\} \rightarrow \infty$.

2. Setup & Overview

Consider a setting with $N \geq 1$ units, $D \geq 1$ interventions, and $T \geq 1$ measurements (e.g., time steps) of interest. Let $Y_{tn}^{(d)} \in \mathbb{R}$ denote the potential outcome for unit n and measurement t under intervention d . We encode the potential outcomes $\{Y_{tn}^{(d)}\}$ into an order-3 tensor whose dimensions correspond to measurements, units, and interventions. See Figure 1 for a visualization.

2.1. Observation Pattern

We describe our observations through $\mathbf{Y} = [Y_{tnd}] \in \{\mathbb{R} \cup \star\}^{T \times N \times D}$, where \star indicates a missing entry. Without loss of generality and to keep in line with standard notation used in the SC literature,

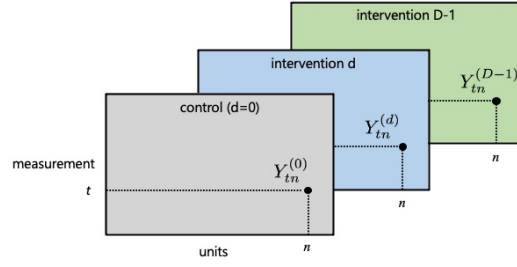


Figure 1 Potential outcomes tensor with the rows, columns, and slices indexing measurements, units, and interventions, respectively. The (t, n, d) -th entry of the tensor corresponds to $Y_{tn}^{(d)}$, the potential outcome of unit n and measurement t under intervention d .

we designate $d=0$ as control and let $\mathcal{T}_{\text{pre}} := \{1, \dots, T_0\}$ and $\mathcal{T}_{\text{post}} := \{T - T_1 + 1, \dots, T\}$ represent the pre- and post-intervention measurements, respectively. Further, let $\mathcal{I}^{(d)} \subset [N]$ denote the set of units whose post-intervention measurements are recorded under intervention d .

ASSUMPTION 1 (Stable Unit Treatment Value Assumption). *We observe*

(i) *Pre-intervention:* $Y_{tn0} = Y_{tn}^{(0)}$ for all $n \in [N]$ and $t \in [T_0]$.

(ii) *Post-intervention:* $Y_{tnd} = Y_{tn}^{(d)}$ for $d \in [D]_0$, $n \in \mathcal{I}^{(d)}$, and $t \in \mathcal{T}_{\text{post}}$.

For all other entries of \mathbf{Y} , we have $Y_{tnd} = \star$.

As per Assumption 1, we observe all N units under control for $t \in \mathcal{T}_{\text{pre}}$. For $d \in [D]_0$ and $t \in \mathcal{T}_{\text{post}}$, we only observe outcomes for $N_d = |\mathcal{I}^{(d)}| \geq 1$ units. Implicitly, Assumption 1 posits that there are no spillover effects between units (Imbens and Rubin 2015).

Panel data. To contextualize Assumption 1, we connect our observation pattern to that in the SC literature and panel data more generally. There, all N units are observed under $d=0$ for $t \in \mathcal{T}_{\text{pre}}$, as in our setting. Since $d=0$ represents control, this time frame is often referred to as the *pre-intervention* period. During the *post-intervention* period of $t \in \mathcal{T}_{\text{post}}$, each unit is observed under one of the D interventions. See Figure 2a for a visual depiction.

Multi-armed randomized experiments. We also allow for more general observation patterns compared to the panel data setting as we do not strictly need separate pre- and post-intervention

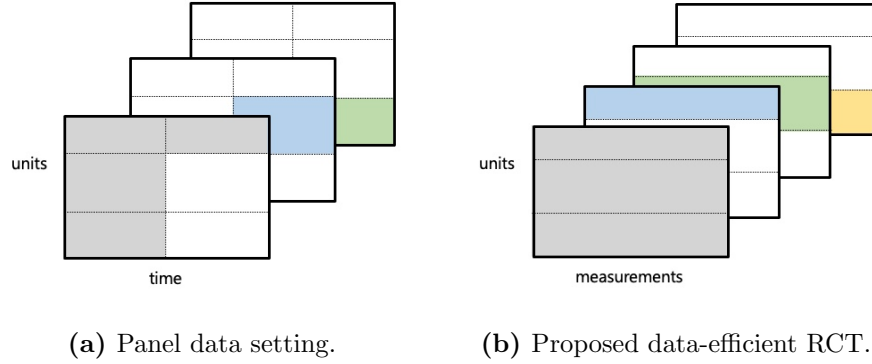


Figure 2 Observations are represented by colored blocks while unobservable counterfactuals are represented by white blocks. We remark that the tensors in 2a and 2b have been transposed to better align with the standard panel data setups.

periods. This is particularly relevant in multi-arm randomized experiments, where there may not be a pre-intervention period and units can be simultaneously exposed to multiple interventions. For example, e-commerce platforms can randomly choose different individuals from the same customer sub-population (unit) to receive different discounts. Hence, the sets $\mathcal{I}^{(d_1)}$ and $\mathcal{I}^{(d_2)}$ do not have to be mutually exclusive for $d_1 \neq d_2$.

We explore the design of data-efficient randomized experiments to simulate the outcomes of all unit-intervention pairs from a much smaller number of experiments. Figure 2b visualizes the observation pattern of our proposal, which is empirically studied in Section 6 and discussed in greater detail in Appendix B.

3. Synthetic Interventions Estimator

Without loss of generality, we will focus on estimating $\theta_n^{(d)}$ for a given (n, d) pair. Section 3.1 formally describes the SI estimator. Section 3.2 highlights the added challenge of going beyond estimating $\theta_n^{(0)}$ to estimating $\theta_n^{(d)}$ for $d > 0$. Section 3.3 describes and motivates a particular variant of the SI estimator, which our theoretical analysis is focused on.

3.1. Description

Let $\mathbf{Y}_{\text{pre},n} = [Y_{tn0} : t \in \mathcal{T}_{\text{pre}}] \in \mathbb{R}^{T_0}$ represent the vector of outcomes for unit n under $d = 0$ for $t \in \mathcal{T}_{\text{pre}}$.

Let $\mathbf{Y}_{\text{pre},\mathcal{I}^{(d)}} = [Y_{tj0} : t \in \mathcal{T}_{\text{pre}}, j \in \mathcal{I}^{(d)}] \in \mathbb{R}^{T_0 \times N_d}$ and $\mathbf{Y}_{\text{post},\mathcal{I}^{(d)}} = [Y_{tjd} : t \in \mathcal{T}_{\text{post}}, j \in \mathcal{I}^{(d)}] \in \mathbb{R}^{T_1 \times N_d}$

represent the outcomes of units within $\mathcal{I}^{(d)}$ for the *pre* and *post* measurements, respectively. Note that $\mathbf{Y}_{\text{pre},\mathcal{I}^{(d)}}$ is constructed from outcomes under intervention 0 (control) while $\mathbf{Y}_{\text{post},\mathcal{I}^{(d)}}$ is constructed from outcomes under intervention d .

The three steps to implement the SI estimator are as follows:

(i) *Learn a linear model from control data:* given a constraint set \mathcal{S} , let

$$\hat{w}^{(n,d)} \in \arg \min_{w \in \mathcal{S}} \|\mathbf{Y}_{\text{pre},n} - \mathbf{Y}_{\text{pre},\mathcal{I}^{(d)}} \cdot w\|_2^2. \quad (1)$$

(ii) *Point estimation:* let $\hat{\mathbb{E}}[\mathbf{Y}_{tn}^{(d)}] = \sum_{j \in \mathcal{I}^{(d)}} \hat{w}_j^{(n,d)} \cdot Y_{tjd}$ for each $t \in \mathcal{T}_{\text{post}}$. Then,

$$\hat{\theta}_n^{(d)} = \frac{1}{T_1} \sum_{t \in \mathcal{T}_{\text{post}}} \hat{\mathbb{E}}[\mathbf{Y}_{tn}^{(d)}]. \quad (2)$$

(iii) *Inference:* for $\gamma \in (0, 1)$, let

$$\mathcal{CI}(\gamma) = \left[\hat{\theta}_n^{(d)} \pm \frac{z_{\gamma/2} \cdot \hat{\sigma} \|\hat{w}^{(n,d)}\|_2}{\sqrt{T_1}} \right] \quad (3)$$

be the confidence interval centered at $\hat{\theta}_n^{(d)}$, where $z_{\gamma/2}$ is the upper $\gamma/2$ quantile of $\mathcal{N}(0, 1)$ and

$$\hat{\sigma}^2 = \frac{1}{T_0} \|\mathbf{Y}_{\text{pre},n} - \mathbf{Y}_{\text{pre},\mathcal{I}^{(d)}} \cdot \hat{w}^{(n,d)}\|_2^2. \quad (4)$$

3.2. Comparison with Synthetic Controls

If our focus is to estimate $\theta_n^{(0)}$ for $n \notin \mathcal{I}^{(0)}$, then the SI estimator reduces to the SC estimator. Given the prominence of SC, it is natural to ask whether $\theta_n^{(d)}$ for any d can be estimated by fitting $N \times D$ separate SC estimators. *This is not possible.* To see this, observe that estimating $\theta_n^{(d)}$ is achieved by learning a linear model $\hat{w}^{(n,d)}$ with pre-intervention control data and then applying it to post-intervention data under intervention d . When $\theta_n^{(0)}$ is the focus, then our problem enjoys data symmetry since all of the data are associated with control. When $\theta_n^{(d)}$ for $d > 0$ is the focus, then our problem faces data asymmetry since the pre- and post-intervention data are associated with different interventions. The juxtaposition of these two regimes begs the question: *when does the structure between units under control continue to hold under other interventions as well?* [Abadie \(2020\)](#) poses this as an important open question and we tackle it in Section 4.

3.3. Principal Component Regression

There are numerous ways to define the constraint set \mathcal{S} in (1). One dominant approach proposed by [Abadie and Gardeazabal \(2003\)](#), [Abadie, Diamond and Hainmueller \(2010\)](#) in the SC literature is to restrict the weights to be nonnegative and sum to one, i.e., $\mathcal{S} = \{w \in \mathbb{R}^{N_d} : w_i \geq 0, \sum_{i \in \mathcal{I}(d)} w_i = 1\}$. Keeping with the SC literature, another popular approach proposed by [Chernozhukov, Wuthrich and Zhu \(2020b\)](#) is to constrain the ℓ_1 -norm of the weights, i.e., $\mathcal{S} = \{w \in \mathbb{R}^{N_d} : \|w\|_1 \leq k\}$ for some hyper-parameter k . These are just two of many examples that have been considered in the literature.

While each approach enjoys its own particular practical and theoretical benefits, we advocate for another approach known as principal component regression (PCR). To describe the PCR variant of SI, we introduce some useful notation. Let $\mathbf{Y}_{\text{pre}, \mathcal{I}(d)} = \sum_{\ell=1}^M \hat{s}_\ell \hat{u}_\ell \hat{v}_\ell^\top$ denote the singular value decomposition of $\mathbf{Y}_{\text{pre}, \mathcal{I}(d)}$, where $M = \min\{T_0, N_d\}$, $\hat{s}_\ell \in \mathbb{R}$ are the singular values (arranged in decreasing order), and $\hat{u}_\ell \in \mathbb{R}^{T_0}, \hat{v}_\ell \in \mathbb{R}^{N_d}$ are the corresponding left and right singular vectors, respectively. Letting $\hat{\mathbf{V}}_{\text{pre}} = [\hat{v}_1, \dots, \hat{v}_k] \in \mathbb{R}^{N_d \times k}$ collect the top k right singular vectors of $\mathbf{Y}_{\text{pre}, \mathcal{I}(d)}$, we define the PCR constraint set as $\mathcal{S} = \{w \in \mathbb{R}^{N_d} : (\mathbf{I} - \hat{\mathbf{V}}_{\text{pre}} \hat{\mathbf{V}}_{\text{pre}}^\top) \cdot w = 0\}$, where \mathbf{I} is the identity matrix. This yields a closed-form expression for the linear model:

$$\hat{w}^{(n,d)} = \left(\sum_{\ell=1}^k (1/\hat{s}_\ell) \hat{v}_\ell \hat{u}_\ell^\top \right) Y_{\text{pre},n}. \quad (5)$$

In words, PCR first pre-processes $\mathbf{Y}_{\text{pre}, \mathcal{I}(d)}$ by obtaining its rank- k approximation, and then performs ordinary least squares (OLS) by regressing $Y_{\text{pre},n}$ on the resulting matrix. The hyper-parameter k defines the number of retained singular values.

There are several benefits to PCR. First, to avoid overfitting, PCR (indirectly) regularizes $\hat{w}^{(n,d)}$ by imposing spectral sparsity in $\mathbf{Y}_{\text{pre}, \mathcal{I}(d)}$ as it sets the singular values of $\mathbf{Y}_{\text{pre}, \mathcal{I}(d)}$ that are smaller than \hat{s}_k to zero. The noise model for our potential outcomes introduced in Section 5 implies that we would ideally like to perform our regression on $\mathbb{E}[\mathbf{Y}_{\text{pre}, \mathcal{I}(d)}]$. However, we only get to observe its noisy instantiation $\mathbf{Y}_{\text{pre}, \mathcal{I}(d)}$. This is known in the statistics literature as the *error-in-variables* regression problem. When $\mathbb{E}[\mathbf{Y}_{\text{pre}, \mathcal{I}(d)}]$ has low-dimensional structure, [Agarwal et al. \(2020\)](#) and

Agarwal, Shah and Shen (2021) have shown that the first step of PCR is an effective approach to de-noise $\mathbf{Y}_{\text{pre}, \mathcal{I}^{(d)}}$. For this reason, PCR is particularly suited for our framework, which we formally describe in Section 4.

3.3.1. Choosing k . Popular data-driven approaches to choose k include cross-validation and “universal” thresholding schemes that preserve singular values above a precomputed value (Chatterjee 2015, Donoho and Gavish 2013). A human-in-the-loop approach is to choose k as the “elbow” point (see Figures 3 and 5) that partitions the singular values of $\mathbf{Y}_{\text{pre}, \mathcal{I}^{(d)}}$ into those of large and small magnitudes. Note that if $\mathbf{E}_{\text{pre}, \mathcal{I}^{(d)}} = \mathbf{Y}_{\text{pre}, \mathcal{I}^{(d)}} - \mathbb{E}[\mathbf{Y}_{\text{pre}, \mathcal{I}^{(d)}}]$ has independent sub-Gaussian rows, then random matrix theory informs us that the singular values of $\mathbf{E}_{\text{pre}, \mathcal{I}^{(d)}}$ scales as $O_p(\sqrt{T_0} + \sqrt{N_d})$ (Vershynin 2018). If the entries of $\mathbb{E}[\mathbf{Y}_{\text{pre}, \mathcal{I}^{(d)}}]$ are $\Theta(1)$ and its nonzero singular values are of the same magnitude, then they will scale as $\Theta(\sqrt{T_0 N_d / r_{\text{pre}}})$, where $r_{\text{pre}} = \text{rank}(\mathbb{E}[\mathbf{Y}_{\text{pre}, \mathcal{I}^{(d)}}])$. Such a model leads to the aforementioned elbow point. Thus, one feasibility check for the suitability of PCR is to empirically examine if the smallest retained singular value \hat{s}_k scales quicker than $\sqrt{T_0} + \sqrt{N_d}$.

3.3.2. A Feasibility Check for Model Transferring. We describe an additional feasibility check introduced by Agarwal, Shah and Shen (2021) that examines whether the PCR learned model $\hat{w}^{(n, d)}$ can be reliably transferred across interventions and measurements. Let $\hat{\mathbf{V}}_{\text{pre}} \in \mathbb{R}^{N_d \times k}$ and $\hat{\mathbf{V}}_{\text{post}} \in \mathbb{R}^{N_d \times k'}$ denote the top k and k' right singular vectors of $\mathbf{Y}_{\text{pre}, \mathcal{I}^{(d)}}$ and $\mathbf{Y}_{\text{post}, \mathcal{I}^{(d)}}$, respectively. Let $\hat{\tau}$ denote the distance between $\hat{\mathbf{V}}_{\text{pre}}$ and $\hat{\mathbf{V}}_{\text{post}}$:

$$\hat{\tau} = \|(\mathbf{I} - \hat{\mathbf{V}}_{\text{pre}} \hat{\mathbf{V}}_{\text{pre}}^\top) \hat{\mathbf{V}}_{\text{post}}\|_F^2. \quad (6)$$

Observe that $\hat{\tau}$ is bounded by k' . Therefore, for a pre-determined $\alpha \in (0, 1)$, if $\hat{\tau} > \alpha \cdot k'$, then PCR is ill-suited for the problem at hand since more than α fraction of the spectral energy of $\hat{\mathbf{V}}_{\text{post}}$ lies outside the span of $\hat{\mathbf{V}}_{\text{pre}}$. See Agarwal, Shah and Shen (2021) and Section 5.4 for further discussions.

4. Potential Outcomes Tensor Framework

In this section, we introduce the tensor factor model across potential outcomes and formally define our target causal parameter.

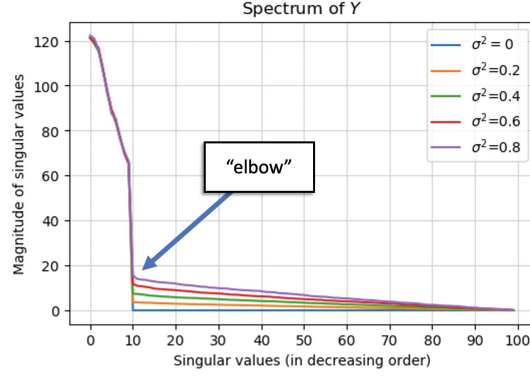


Figure 3 Simulation displays the spectrum of $\mathbf{Y} = \mathbb{E}[\mathbf{Y}] + \mathbf{E} \in \mathbb{R}^{100 \times 100}$. Here, $\mathbb{E}[\mathbf{Y}] = \mathbf{U}\mathbf{V}^\top$, where the entries of $\mathbf{U}, \mathbf{V} \in \mathbb{R}^{100 \times 10}$ are sampled independently from $\mathcal{N}(0, 1)$; the entries of \mathbf{E} are sampled independently from $\mathcal{N}(0, \sigma^2)$ with $\sigma^2 \in \{0, 0.2, \dots, 0.8\}$. Across varying levels of σ^2 , there is a steep drop-off in magnitude of the singular values—this marks the “elbow” point. The top singular values of \mathbf{Y} correspond closely with that of $\mathbb{E}[\mathbf{Y}]$ ($\sigma^2 = 0$), and the remaining singular values are induced by \mathbf{E} . Thus, $\text{rank}(\mathbf{Y}) \approx \text{rank}(\mathbb{E}[\mathbf{Y}]) = 10$.

4.1. Tensor Factor Model

We assume the following latent factor model holds.

ASSUMPTION 2 (Latent factor model). *For any (t, n, d) , we have that*

$$Y_{tn}^{(d)} = \langle u_t^{(d)}, v_n \rangle + \varepsilon_{tn}^{(d)}, \quad (7)$$

where $u_t^{(d)} \in \mathbb{R}^r$ is the latent factor specific to (t, d) ; $v_n \in \mathbb{R}^r$ is the latent factor specific to n ; and $\varepsilon_{tn}^{(d)} \in \mathbb{R}$ is a mean zero residual term specific to (t, n, d) .

Assumption 2 states that the collection of latent factors, denoted as $\mathcal{LF} = \{u_t^{(d)}, v_n : (t, n, d)\}$, determines the expected potential outcomes $\mathbb{E}[Y_{tn}^{(d)}] = \langle u_t^{(d)}, v_n \rangle$; here, the expectation is taken with respect to $\varepsilon_{tn}^{(d)}$. We further interpret Assumption 2 through the lens of tensor factor models below.

DEFINITION 1 (Tensor Factor Model). *The expected potential outcome of $Y_{tn}^{(d)}$ satisfies a tensor factor model if it has the following representation:*

$$\mathbb{E}[Y_{tn}^{(d)}] = \sum_{\ell=1}^r u_{t\ell} v_{n\ell} \lambda_{d\ell}, \quad (8)$$

where r is the canonical polyadic rank, and $u_t, v_n, w_d \in \mathbb{R}^r$ are the latent factors associated with the t -th measurement, n -th unit, and d -th intervention, respectively.

The tensor factor model is a natural generalization of the matrix factor model considered in the literature. Along with assuming latent factorization across units and measurements as is traditionally done in panel data settings, the tensor factor model also assumes latent factorization across interventions. When restricted to intervention d , we can re-write the tensor factor model as

$$\mathbb{E}[Y_{tn}^{(d)}] = \langle u_t^{(d)}, v_n \rangle \quad (9)$$

where $u_t^{(d)} = [u_{t\ell} \lambda_{d\ell} : \ell \in [r]] \in \mathbb{R}^r$ and $v_n = [v_{n\ell} : \ell \in [r]] \in \mathbb{R}^r$. Indeed, (9) states that the expected potential outcomes should satisfy the traditional matrix factor model separately for each intervention. The critical additional assumption is that v_n remains invariant across interventions. In this work, we shall require this weaker condition as summarized in Assumption 2, which is implied by the tensor factor model.

REMARK 1 (NON-LINEAR LATENT VARIABLE MODELS). In Appendix A, we show that sufficiently continuous non-linear latent variable models are arbitrarily well-approximated by linear factor models of the form (7) in Assumption 2 as N and T grow.

4.2. Causal Parameters

Given Assumption 2, we formally define our causal parameters. For every (n, d) pair, we are interested in estimating

$$\theta_n^{(d)} = \frac{1}{T_1} \sum_{t \in \mathcal{T}_{\text{post}}} \mathbb{E} \left[Y_{tn}^{(d)} \mid \{u_t^{(d)}, v_n : t \in \mathcal{T}_{\text{post}}\} \right], \quad (10)$$

which represents the expected potential outcome for unit n under intervention d averaged over the target measurements in $\mathcal{T}_{\text{post}}$, conditioned on the latent factors. We reemphasize that the expectation is taken over $\varepsilon_{tn}^{(d)}$, as defined in Assumption 2.

5. Formal Results

This section presents our formal results. In Section 5.1, we prove the identification of $\theta_n^{(d)}$, as defined in (10). In Sections 5.2 and 5.3, we establish finite-sample consistency and provide conditions for asymptotic normality, respectively. In Section 5.4, we discuss our key assumptions.

5.1. Identification

We state two additional assumptions required to establish our identification result.

5.1.1. Additional Assumptions. Let $\mathcal{D} = \{(t, n, d) : Y_{tn} \neq \star\}$ denote the intervention assignments. Ideally, we would like to have \mathcal{D} and $Y_{tn}^{(d)}$ be independent, as is the case of randomized experiments such as A/B tests. With observational data, however, the interventions and potential outcomes are often dependent due to confounding. We consider a setting where the confounders can be latent but their impact on interventions and potential outcomes is *mediated through the latent factors*. That is, conditioned on the latent factors \mathcal{LF} , we assume that \mathcal{D} and $Y_{tn}^{(d)}$ are independent.

ASSUMPTION 3 (Selection on latent factors). For all (t, n, d) tuples, we have $\mathbb{E}[\varepsilon_{tn}^{(d)} | \mathcal{LF}] = 0$ and $\varepsilon_{tn}^{(d)} \perp\!\!\!\perp \mathcal{D} \mid \mathcal{LF}$.

Strictly speaking, our identification results only require $\mathbb{E}[\varepsilon_{tn}^{(d)} | \mathcal{LF}, \mathcal{D}] = 0$, which is known as conditional mean independence. However, we state it as $\varepsilon_{tn}^{(d)} \perp\!\!\!\perp \mathcal{D} \mid \mathcal{LF}$ to increase the interpretability of our conditional exogeneity assumption. Collectively, Assumptions 2 and 3 imply that $Y_{tn}^{(d)} \perp\!\!\!\perp \mathcal{D} \mid \mathcal{LF}$. Hence, Assumption 3 can be interpreted as “selection on latent factors”, which is analogous to the classical “selection on observables” assumption. That is, Assumption 3 states that the latent factors can act as our latent confounders. Similar conditional independence assumptions have been considered in [Athey et al. \(2017\)](#) and [Kallus, Mao and Udell \(2018\)](#).

To state our next assumption, let $\mathcal{E} = \{\mathcal{LF}, \mathcal{D}\}$ refer to the collection of latent factors and intervention assignments, and recall the definition of latent factors (7) in Assumption 2.

ASSUMPTION 4 (Unit linear span inclusion). Given (n, d) and conditional on \mathcal{E} , we have that $v_n \in \text{span}(\{v_j : j \in \mathcal{I}^{(d)}\})$. Specifically, there exists $w^{(n,d)} \in \mathbb{R}^{N_d}$ such that $v_n = \sum_{j \in \mathcal{I}^{(d)}} w_j^{(n,d)} \cdot v_j$.

Intuitively, Assumption 4 requires that sufficiently many units are assigned to intervention d and their unit factors are collectively “diverse” enough so that their span includes the latent factor associated with the target unit n .

5.1.2. Identification Result. We are now ready to state our identification result.

THEOREM 1. *Given (n, d) , let Assumptions 1 to 4 hold. Then given $w^{(n, d)}$, we have that*

$$\mathbb{E}[Y_{tn}^{(d)} | u_t^{(d)}, v_n] = \sum_{j \in \mathcal{I}^{(d)}} w_j^{(n, d)} \cdot \mathbb{E}[Y_{tjd} | \mathcal{E}] \quad \text{for } t \in [T], \quad (11)$$

$$\theta_n^{(d)} = \frac{1}{T_1} \sum_{t \in \mathcal{T}_{\text{post}}} \sum_{j \in \mathcal{I}^{(d)}} w_j^{(n, d)} \cdot \mathbb{E}[Y_{tjd} | \mathcal{E}]. \quad (12)$$

Theorem 1 states that our causal parameter can be written as a function of estimable quantities.

5.2. Finite-Sample Consistency

Here, we discuss the finite-sample consistency properties of the PCR variant of SI.

5.2.1. Additional Assumptions. We state additional assumptions required for consistency.

ASSUMPTION 5 (Sub-Gaussian noise). *For any (t, n, d) , we have that $\varepsilon_{tn}^{(d)}$ are independent sub-Gaussian random variables with $\mathbb{E}[\varepsilon_{tn}^{(d)} | \mathcal{LF}] = 0$ and $\text{Var}[\varepsilon_{tn}^{(d)} | \mathcal{LF}] = \sigma^2$. We further have that $\|\varepsilon_{tn}^{(d)} | \mathcal{LF}\|_{\psi_2} \leq C\sigma$ for some constant $C > 0$.*

ASSUMPTION 6 (Boundedness). *For any (t, n, d) , we have $\mathbb{E}[Y_{tn}^{(d)} | \mathcal{LF}] \in [-1, 1]$.*

ASSUMPTION 7 (Well-balanced spectra). *For any d and universal constants $c, c' > 0$, we have that $\kappa^{-1} \geq c$ and $\|\mathbb{E}[\mathbf{Y}_{\text{pre}, \mathcal{I}^{(d)}} | \mathcal{E}]\|_F^2 \geq c' N_d T_0$, where κ denotes the condition number of $\mathbb{E}[\mathbf{Y}_{\text{pre}, \mathcal{I}^{(d)}} | \mathcal{E}]$.*

ASSUMPTION 8 (Measurement-intervention linear span inclusion). *Given d and conditional on \mathcal{E} , we have that $u_t^{(d)} \in \text{span}(\{u_\tau^{(0)} : \tau \in \mathcal{T}_{\text{pre}}\})$ for every $t \in \mathcal{T}_{\text{post}}$.*

Assumption 5 is straightforward and standard. We defer our discussions of Assumptions 6, 7, and 8 to Section 5.4.

5.2.2. Consistency Result. To simplify notation, we will absorb dependencies on σ into the constant within $O_p(\cdot)$, defined in Section 1.4.

THEOREM 2. *Given (n, d) , let Assumptions 1 to 8 hold. Consider the PCR variant of SI with $\widehat{w}^{(n, d)}$ defined as in (5) and suppose $k = r_{\text{pre}} = \text{rank}(\mathbb{E}[\mathbf{Y}_{\text{pre}, \mathcal{I}^{(d)}} | \mathcal{E}])$. Then conditioned on \mathcal{E} , we have that*

$$\widehat{\theta}_n^{(d)} - \theta_n^{(d)} = O_p \left(\sqrt{\log(T_0 N_d)} \left[\frac{r_{\text{pre}}^{3/4}}{T_0^{1/4}} + r_{\text{pre}}^2 \max \left\{ \frac{\sqrt{N_d}}{T_0^{3/2}}, \frac{1}{\sqrt{T_0}}, \frac{1}{\sqrt{N_d}} \right\} \right] \right).$$

Here, we define $O_p(\cdot)$ with respect to the sequence $\min\{N_d, T_0\}$.

Theorem 2 establishes that the PCR variant of SI yields a consistent estimate of the causal parameter associated with every unit-intervention pair. Notably, we only require N_d and T_0 to grow and allow T_1 to be fixed. Thus, if $T_1 = 1$, then Theorem 2 establishes point-wise consistency. We retain the flexibility of allowing $T_1 > 1$ as frequently in practice the goal is to estimate the average counterfactual outcome over a subset of target measurements, e.g., the average spend of a customer cohort over a week.

5.3. Asymptotic Normality

Next, we show how asymptotic normality can be established. In doing so, we justify the confidence interval (3) of Section 3.

We introduce more useful notation to facilitate the presentation of our result. Let

$$\tilde{w}^{(n,d)} = \mathbf{V}_{\text{pre}} \mathbf{V}_{\text{pre}}^\top w^{(n,d)}, \quad (13)$$

where $\mathbf{V}_{\text{pre}} \in \mathbb{R}^{N_d \times r_{\text{pre}}}$ collects the right singular vectors of $\mathbb{E}[\mathbf{Y}_{\text{pre}, \mathcal{I}^{(d)}} | \mathcal{E}]$ and $w^{(n,d)}$ is defined as in Theorem 1. In words, $\tilde{w}^{(n,d)}$ is the orthogonal projection of $w^{(n,d)}$ onto the rowspace of $\mathbb{E}[\mathbf{Y}_{\text{pre}, \mathcal{I}^{(d)}} | \mathcal{E}]$ and is the minimum ℓ_2 -norm solution to (11) and (12) of Theorem 1.

THEOREM 3. *Given (n, d) , let the setup of Theorem 2 hold. Let $\tilde{w}^{(n,d)}$ be defined as in (13) and suppose we condition on \mathcal{E} . Let the following conditions hold:*

(i) $T_0, N_d, T_1 \rightarrow \infty$,

(ii)

$$\frac{r_{\text{pre}}^{3/2} \sqrt{\log(T_0 N_d)}}{\|\tilde{w}^{(n,d)}\|_2 \cdot \min\{T_0, N_d, T_0^{1/4} N_d^{1/2}\}} = o(1), \quad (14)$$

and (iii)

$$\frac{1}{\sqrt{T_1} \|\tilde{w}^{(n,d)}\|_2} \sum_{t \in \mathcal{T}_{\text{post}}} \langle \mathbb{E}[Y_{t, \mathcal{I}^{(d)}}], \mathbf{V}_{\text{pre}} \mathbf{V}_{\text{pre}}^\top (\hat{w}_n^{(d)} - \tilde{w}_n^{(d)}) \rangle = o_p(1), \quad (15)$$

where $\mathbb{E}[Y_{t, \mathcal{I}^{(d)}}] = [\mathbb{E}[Y_{tj_d}] : j \in \mathcal{I}^{(d)}] \in \mathbb{R}^{N_d}$. Then, we have that

$$\frac{\sqrt{T_1}}{\sigma \|\tilde{w}^{(n,d)}\|_2} \left(\hat{\theta}_n^{(d)} - \theta_n^{(d)} \right) \xrightarrow{d} \mathcal{N}(0, 1). \quad (16)$$

Further, for $\hat{\sigma}^2$ and $\hat{w}^{(n,d)}$ defined in (4) and (5), respectively, we have that

$$\hat{\sigma}^2 - \sigma^2 = O_p \left(\frac{r_{\text{pre}}}{T_0} + \frac{r_{\text{pre}} \log(T_0 N_d) \|\tilde{w}^{(n,d)}\|_1^2}{\min\{T_0, N_d\}} \right), \quad (17)$$

$$\hat{w}^{(n,d)} - \tilde{w}^{(n,d)} = O_p \left(\sqrt{\log(T_0 N_d)} \left[\frac{r_{\text{pre}}^{3/4}}{T_0^{1/4} N_d^{1/2}} + \frac{r_{\text{pre}}^{3/2}}{\min\{T_0, N_d\}} \right] \right). \quad (18)$$

Here, we define $O_p(\cdot)$ with respect to the sequence $\min\{N_d, T_0\}$.

For (14) to hold, we equivalently require $\|\tilde{w}^{(n,d)}\|_2 \gg \left((r_{\text{pre}}^{3/2} \sqrt{\log(T_0 N_d)}) / \min\{T_0, N_d, T_0^{1/4} N_d^{1/2}\} \right)$. That is, the ℓ_2 -norm of $\tilde{w}^{(n,d)}$ is sufficiently large. For (15) to hold, we require that the estimation error between $\hat{w}^{(n,d)}$ and $\tilde{w}^{(n,d)}$, projected onto the row space of $\mathbb{E}[\mathbf{Y}_{\text{pre}, \mathcal{I}^{(d)}} | \mathcal{E}]$, to be vanishing sufficiently quickly. From (16), we see that any linear estimator used in SI yields counterfactual estimates that are asymptotically normal around the true causal parameter, provided (14) and (15) hold. In Appendix I, we formally establish that a slight modification to the PCR variant ensures these two conditions hold. At a high-level, the modified estimator proceeds in the exact same manner as described in Section 3.3 with the added pre-processing step of retaining only r_{pre} columns of the rank- k -approximation of $\mathbf{Y}_{\text{pre}, \mathcal{I}^{(d)}}$ while ensuring the resulting matrix's rank keeps at r_{pre} . This approach is motivated by the observation that, in principle, only r_{pre} units are needed to represent the target unit n since $\mathbb{E}[\mathbf{Y}_{\text{pre}, \mathcal{I}^{(d)}} | \mathcal{E}]$ is assumed to have rank r_{pre} .

5.4. Remarks on Additional Assumptions

REMARK 2 (ON ASSUMPTION 3). As with any assumption on confounding, it is difficult (if not impossible) to empirically verify Assumption 3 for observational settings. Rationalizing the validity of Assumption 3 requires subject matter knowledge for the application of interest.

REMARK 3 (ON ASSUMPTION 4). Assumption 4 cannot be fully verified since the unit factors are latent. With that said, we can examine its validity through the in-sample residuals, as defined in (4). That is, sufficiently small residuals provide empirical evidence that Assumption 4 may hold.

REMARK 4 (ON ASSUMPTION 6). The precise bound $[-1, 1]$ is without loss of generality. That is, it can be extended to $[a, b]$ for $a, b \in \mathbb{R}$ with $a \leq b$.

REMARK 5 (ON ASSUMPTION 7). Assumption 7 requires that the nonzero singular values of $\mathbb{E}[\mathbf{Y}_{\text{pre},\mathcal{I}^{(d)}}|\mathcal{E}]$ are well-balanced. Within the econometrics factor model and matrix completion literatures, Assumption 7 is analogous to incoherence-style conditions (Bai and Ng 2020, Assumption A) and notions of pervasiveness (Fan, Wang and Zhong 2018, Proposition 3.2). Assumption 7 has also been shown to hold w.h.p. for the canonical probabilistic generating process used to analyze probabilistic principal component analysis in Bishop (1999) and Tipping and Bishop (1999); here, the observations are assumed to be a high-dimensional embedding of a low-rank matrix with independent sub-Gaussian entries (Agarwal et al. 2020, Proposition 4.2). Lastly, we highlight that the assumption of a gap between the top few singular values of observed matrix of interest and the remaining singular values has been widely adopted in the econometrics literature of large dimensional factor analysis dating back to Chamberlain and Rothschild (1983).

REMARK 6 (ON ASSUMPTION 8). Assumption 8 is analogous to Assumption 4. As such, similar interpretations and implications carry over.

Another useful interpretation of Assumption 8 views the pre-intervention control outcomes of $\mathbf{Y}_{\text{pre},\mathcal{I}^{(d)}}$ as the training data and the post-intervention outcomes under intervention d of $\mathbf{Y}_{\text{post},\mathcal{I}^{(d)}}$ as the test data. Standard generalization arguments from the statistical learning literature typically assume that the training and testing data are i.i.d. draws. Since the potential outcomes from different interventions are unlikely to arise from the same distribution, such a postulation is not suitable for our setting. Instead, Assumption 8 implies that generalization is possible if the rowspace of $\mathbb{E}[\mathbf{Y}_{\text{post},\mathcal{I}^{(d)}}|\mathcal{E}]$ lies within that of $\mathbb{E}[\mathbf{Y}_{\text{pre},\mathcal{I}^{(d)}}|\mathcal{E}]$ (see Lemma 4 of Appendix F.2), i.e., each test point can be expressed as a linear combination of the training points. Notice that this is a purely linear algebraic condition. Of course, $\mathbb{E}[\mathbf{Y}_{\text{post},\mathcal{I}^{(d)}}|\mathcal{E}]$ and $\mathbb{E}[\mathbf{Y}_{\text{pre},\mathcal{I}^{(d)}}|\mathcal{E}]$ are not observable, but we can investigate the validity of this assumption through the data-driven test described in Section 3.3.2, which uses $\mathbf{Y}_{\text{post},\mathcal{I}^{(d)}}$ and $\mathbf{Y}_{\text{pre},\mathcal{I}^{(d)}}$ as proxies.

We finish by remarking that the question of generalizability of interest when there is a change in distribution between the training and testing data is known in the machine learning community as

covariate shift. Accordingly, we believe that Assumption 8 provides new insights into this active area of research.

6. Empirical Application

We empirically illustrate how the SI estimator can be used to perform data-efficient A/B tests.

6.1. Background

We use A/B data collected from a large e-commerce company that clustered its customers into $N = 25$ subgroups (units) with $\sim 10,000$ customers per group. The clustering was based on the historical engagement of a customer, as measured by the time and money spent on the platform. The aim of the company was to learn how different discounts (interventions) affected the engagement levels (measurements) of each subgroup. The discounts were offered at 10%, 30%, and 50% over the regular subscription cost (control or 0% discount). This gives us a total of $D = 4$ interventions.

The A/B test was performed by randomly partitioning customers in every subgroup into one subgroup for each intervention. The average engagement level in each of these $25 \times 4 = 100$ experiments was measured daily over $T = 8$ days. Hence, we observe a subgroup under multiple discounts simultaneously for the same day. In other words, we observe the engagement levels of each customer subgroup under each intervention! As a result, we can reliably study the efficacy of the SI estimator by only allowing it access to a limited number of experiments and examining its ability to recreate the “counterfactual” engagement levels associated with the hidden experiments.

6.2. Setup

We randomly partition the 25 customer subgroups into three clusters, denoted as subgroups 1-8, 9-16, and 17-25. For all 25 subgroups, the SI estimator has access to the outcomes under 0% discount ($d = 0$). For the 10% discount, the SI estimator has access to data from subgroups 1-8 but not subgroups 9-25. In other words, the SI estimator does not observe the trajectories of groups 9-25 under a 10% discount. Using the observed trajectories of subgroups 1-8, we separately apply the

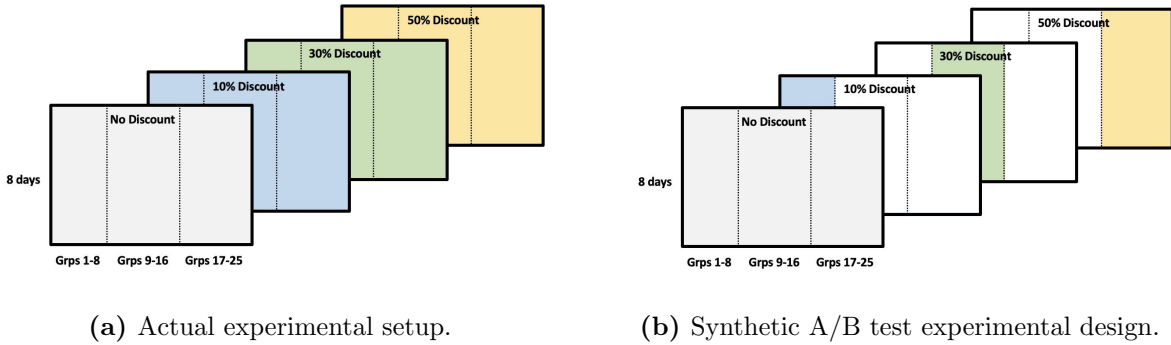


Figure 4 Experimental setups for the e-commerce A/B testing case study. Observations are represented by colored blocks while held-out experiments are represented by white blocks.

SI estimator to create synthetic user engagement trajectories for each of the 9-25 subgroups under a 10% discount. Analogously, we only give the SI estimator data for the 30% and 50% discounts for subgroups 9-16 and 17-25, respectively. Note that $T_0 = T_1 = T$ in this case.

Figures 4a and 4b visualize the full A/B test that the company carried out and the subset of experiments that the SI estimator observed, respectively. Given this setup, our interest is in recovering the following causal parameters: $\{\theta_n^{(30\%)}, \theta_n^{(50\%)}\}$ for subgroups 1-8; $\{\theta_n^{(10\%)}, \theta_n^{(50\%)}\}$ for subgroups 9-16; $\{\theta_n^{(10\%)}, \theta_n^{(30\%)}\}$ for subgroups 17-25.

6.3. Applying the SI Estimator

We perform two feasibility checks based on the recommendations of Section 3.3: (i) verify that the appropriately defined $\mathbf{Y}_{\text{pre}, \mathcal{I}^{(d)}}$ is approximately low-rank; (ii) compute the statistic (6), which provides insight on whether $\hat{w}^{(n,d)}$ can transfer across the interventions. Let $d = \{0, \dots, 3\}$ correspond to discounts $\{0\%, 10\%, 30\%, 50\%\}$, respectively. We plot the spectrum of $\mathbf{Y}_{\text{pre}, [N]} = [\mathbf{Y}_{\text{pre}, \mathcal{I}^{(d)}} : d \in \{0, \dots, 3\}]$ in Figure 5 and observe that it is approximately low-rank as over 99% of the spectral energy is captured by the top two singular values. In Table 1, we report on the feasibility results for the three discounts. The feasibility check passes for each discount at $\alpha = 0.05$. Thus, this dataset passes both feasibility checks.

Further, since we have access to the customer engagement outcomes from all 100 experiments, we can inspect the spectral profile of the induced tensor of potential outcomes. This allows us

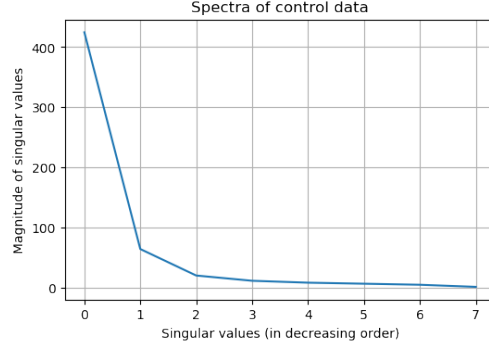
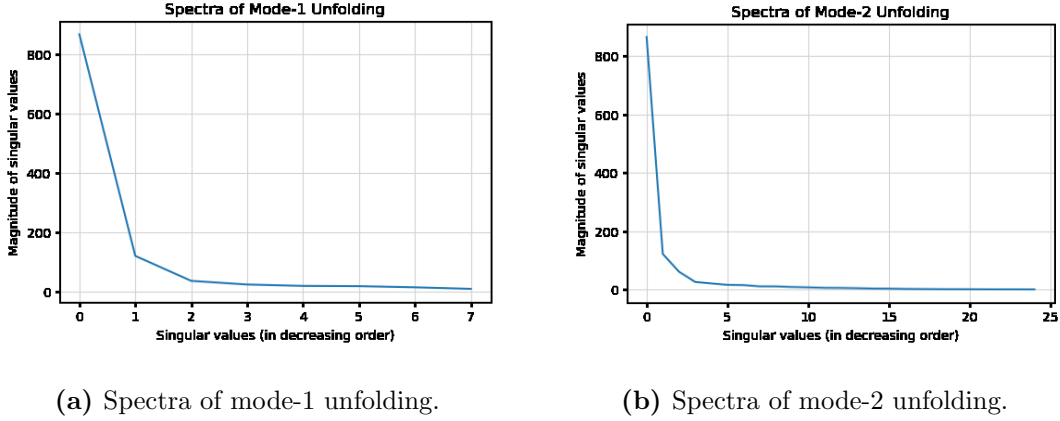


Figure 5 Spectral profile of control data for groups 1-25.



(a) Spectra of mode-1 unfolding.

(b) Spectra of mode-2 unfolding.

Figure 6 In both 6a and 6b, the top two singular values of the mode-1 and mode-2 unfoldings of the tensor capture more than 99% of the spectral energy.

to check whether the tensor factor model across units, measurements, and interventions holds (see Assumption 2). Specifically, let $\mathbf{Y} = [Y_{tnd} : t \in [8], n \in [25], d \in [4]_0]$, where Y_{tnd} represents the observed engagement level on day t for subgroup n under discount d . Consider the mode-1 and mode-2 unfolding of \mathbf{Y} , which result into $8 \times (25 \times 4)$ and $25 \times (8 \times 4)$ matrices, respectively. We plot the spectra of the two unfoldings in Figure 6. For both unfoldings, we see that over 99% of the spectral energy is captured by the top two singular values. This suggests that \mathbf{Y} has a low canonical polyadic tensor rank (Farias and Li 2019, Proposition 1), which implies a low-dimensional tensor factor model is likely to hold.

Intervention	Validity Test ($\alpha = 0.05$)	SE ^(d)
10% discount	Pass	0.98
30% discount	Pass	0.99
50% discount	Pass	0.99

Table 1 A/B test case study: validity test and prediction accuracy results.

6.4. Empirical Results

To quantify the accuracy of counterfactual predictions, we need a meaningful baseline to compare against. We use the following squared error metric for any (n, d) pair:

$$\text{SE}_n^{(d)} = 1 - \frac{(\theta_n^{(d)} - \widehat{\theta}_n^{(d)})^2}{\{\theta_n^{(d)} - (T_1 N_d)^{-1} \sum_{t \in \mathcal{T}_{\text{post}}} \sum_{j \in \mathcal{I}^{(d)}} Y_{tjd}\}^2}. \quad (19)$$

In words, the numerator in the right most term on the right-hand side of (19) represents the squared error associated with the SI estimate $\widehat{\theta}_n^{(d)}$. The denominator $N_d^{-1} \sum_{j \in \mathcal{I}^{(d)}} Y_{tjd}$ is the baseline estimator that uses the average outcome across all units within subgroup $\mathcal{I}^{(d)}$. If the units are homogeneous (i.e., they react similarly to intervention d), then the baseline estimator will be a good predictor of $\theta_n^{(d)}$. Therefore, $\text{SE}_n^{(d)} > 0$ indicates that the prediction accuracy of the SI estimator improves upon the baseline estimator. In this view, (19) can be interpreted as a modified R^2 statistic with respect to this baseline. Thus, $\text{SE}_n^{(d)}$ captures the gain by personalizing the prediction to the target unit via SI over the natural baseline of taking the average outcome over $\mathcal{I}^{(d)}$.

Across the three discounts, SI achieves a median SE^(d) of at least 0.98 as denoted in Table 1. SE^(d) is calculated as the median of SE_n^(d) over all $n \notin \mathcal{I}^{(d)}$. We see that the SI estimator far outperforms the RCT estimator. This indicates significant heterogeneity amongst the customer groups in how they respond to discounts, and thus reinforces the need for personalization.

6.5. Takeaways

Using the standard A/B testing framework, the e-commerce company implemented a total of $N \times D = 100$ distinct experiments, which was both time consuming and resource intensive. In contrast, our proposed synthetic A/B testing framework, which leverages the SI estimator, only requires $N \times 2 = 50$ experiments to produce reliable counterfactual estimates for the remaining

50 experiments. Notably, the number of experiments required in our proposed design does not scale with D . This gain in efficiency can be significant when experimentation is costly or unethical (e.g., clinical trials) and the number of treatments is large. In Appendix B, we deep dive into the synthetic A/B testing framework.

REMARK 7 (COVARIATES). The SI estimator did not use additional covariate information about the customer subgroups or discounts. Rather, it only required a unique identifier for each. For a discussion on SI with covariates, see Appendix D.

7. Simulations

This section presents a simulation that studies the finite-sample point estimation properties of the PCR-based SI estimator. In particular, we are interested in simultaneously evaluating its point-wise prediction accuracy and understanding the role of Assumption 8.

7.1. Data Generating Process

We set $T_1 = 1$ and vary $N_d = T_0 \in \{25, 50, 75, \dots, 200\}$. We set $r = 15$ and $r_{\text{pre}} = 10$.

7.1.1. Latent Factors. We generate the latent factors associated with the donor units, $\mathbf{V}_{\mathcal{I}(d)} \in \mathbb{R}^{N_d \times r}$, by independently sampling its entries from a standard normal. Then, we sample $w^{(n,d)} \in \mathbb{R}_d^N$ by drawing its entries from a uniform distribution over $[0, 1]$ and normalizing it to have unit norm. We define the target unit latent factor as $v_n = \mathbf{V}_{\mathcal{I}(d)}^\top \cdot w^{(n,d)}$.

We define the latent factors for the pre-intervention outcomes under control as $\mathbf{U}_{\text{pre}}^{(0)} = \mathbf{A}\mathbf{B}^\top$, where the entries of $\mathbf{A} \in \mathbb{R}^{T_0 \times r_{\text{pre}}}$ and $\mathbf{B} \in \mathbb{R}^{r \times r_{\text{pre}}}$ are i.i.d. samples from a standard normal. By construction, we have $\text{rank}(\mathbf{U}_{\text{pre}}^{(0)}) = r_{\text{pre}}$. Next, we sample $\phi \in \mathbb{R}^r$ whose entries are i.i.d. draws from a uniform distribution over $[0, 1]$. We construct two sets of post-intervention latent factors associated with intervention d : (i) $u_{\text{post}}^{(d,\checkmark)} = \{(\mathbf{U}_{\text{pre}}^{(0)})^\dagger \mathbf{U}_{\text{pre}}^{(0)}\} \cdot \phi$ such that Assumption 8 holds (\checkmark) with respect to $\mathbf{U}_{\text{pre}}^{(0)}$; (ii) $u_{\text{post}}^{(d,\times)} = \{\mathbf{I} - (\mathbf{U}_{\text{pre}}^{(0)})^\dagger \mathbf{U}_{\text{pre}}^{(0)}\} \cdot \phi$ such that Assumption 8 fails (\times) with respect to $\mathbf{U}_{\text{pre}}^{(0)}$. Accordingly, we have two causal parameters: (i) $\theta_n^{(d,\checkmark)} = \langle u_{\text{post}}^{(d,\checkmark)}, v_n \rangle$ and (ii) $\theta_n^{(d,\times)} = \langle u_{\text{post}}^{(d,\times)}, v_n \rangle$.

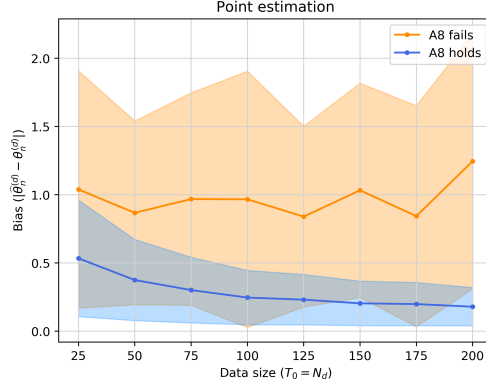


Figure 7 Simulation results displaying the absolute point-wise prediction errors across dimensions $T_0 = N_d \in \{25, 50, 75, \dots, 200\}$. The solid lines show the mean over 50 trials, with shading to show \pm one standard error. The blue and orange lines correspond to the errors when Assumption 8 holds (\checkmark) and fails (\times), respectively. In line with Theorem 2, the \checkmark errors decay with increasing dimensions. Meanwhile, the \times errors fail to converge, which provides empirical evidence for the importance of Assumption 8.

7.1.2. Observations. We define (i) $Y_{\text{pre},n} = \mathbf{U}_{\text{pre}}^{(0)} \cdot v_n + \varepsilon_{\text{pre},n}$, (ii) $\mathbf{Y}_{\text{pre},\mathcal{I}^{(d)}} = \mathbf{U}_{\text{pre}}^{(0)} \cdot \mathbf{V}_{\mathcal{I}^{(d)}}^\top + \mathbf{E}_{\text{pre},\mathcal{I}^{(d)}}$, (iii) $Y_{\text{post},\mathcal{I}^{(d)}}^{(\checkmark)} = \mathbf{V}_{\mathcal{I}^{(d)}} \cdot u_{\text{post}}^{(d,\checkmark)} + \varepsilon_{\text{post},\mathcal{I}^{(d)}}^{(\checkmark)}$, and (iv) $Y_{\text{post},\mathcal{I}^{(d)}}^{(\times)} = \mathbf{V}_{\mathcal{I}^{(d)}} \cdot u_{\text{post}}^{(d,\times)} + \varepsilon_{\text{post},\mathcal{I}^{(d)}}^{(\times)}$, where the entries of $\{\varepsilon_{\text{pre},n}, \mathbf{E}_{\text{pre},\mathcal{I}^{(d)}}, \varepsilon_{\text{post},\mathcal{I}^{(d)}}^{(\checkmark)}, \varepsilon_{\text{post},\mathcal{I}^{(d)}}^{(\times)}\}$ are i.i.d. samples from a standard normal.

7.2. Simulation Results

From $\{Y_{\text{pre},n}, \mathbf{Y}_{\text{pre},\mathcal{I}^{(d)}}\}$, we learn a *single* linear model $\widehat{w}^{(n,d)}$ via the PCR-based SI estimator given in (5). We then produce two estimates: (i) $\widehat{\theta}_n^{(d,\checkmark)} = \langle Y_{\text{post},\mathcal{I}^{(d)}}^{(\checkmark)}, \widehat{w}^{(n,d)} \rangle$ and (ii) $\widehat{\theta}_n^{(d,\times)} = \langle Y_{\text{post},\mathcal{I}^{(d)}}^{(\times)}, \widehat{w}^{(n,d)} \rangle$. Figure 7 visualizes the point-wise prediction errors of $|\widehat{\theta}_n^{(d,\checkmark)} - \theta_n^{(d,\checkmark)}|$ and $|\widehat{\theta}_n^{(d,\times)} - \theta_n^{(d,\times)}|$ across different dimensions and averaged over 50 trials, where each trial consists of an independent draw of the latent factors and the observations of size 100; this amounts to 5000 total simulation repeats per dimension. We observe that the \checkmark -point-wise errors and corresponding standard errors decay with increasing dimensions, which corroborates with Theorem 2. The \times -point-wise errors fail to converge, which suggests that Assumption 8 can be critical for generalization.

8. Causal Inference & Tensor Completion

In this section, we re-interpret the classical potential outcomes framework through the lens of tensors. Recall our order-3 tensor, where each entry represents the potential outcome for a specific measurement, unit, and intervention (Figure 1). From this perspective, the fundamental task in causal inference of estimating unobserved potential outcomes can be achieved through tensor completion. Thus, as Figure 2 suggests, different observational and experimental studies can be equivalently posed as tensor completion with different sparsity patterns.

In what follows, Section 8.1 shows how low-rank tensor factor models that are ubiquitous in the tensor completion literature can guide algorithmic design for causal inference. In Section 8.2, we pose the algorithmic advances that are required from the tensor completion literature in order to more directly connect it with causal inference.

8.1. Tensor Factor Models and Algorithm Design

Recall the tensor factor model in Definition 1. The factorization in Assumption 2 is *implied* by the factorization assumed by a low-rank tensor as given in (8). In particular, Assumption 2 does not require the additional factorization of the time-intervention factor $u_t^{(d)}$ as $\langle u_t, \lambda_d \rangle$. Hence, we ask whether it is feasible to design estimators that exploit an implicit factorization of $u_t^{(d)} = \langle u_t, \lambda_d \rangle$.

Indeed, a recent follow-up work of Squires et al. (2021) finds that a variant of SI that regresses across interventions as opposed to units leads to better empirical results in the setting of single cell therapies. At the same time, Shah and Yu (2019) directly exploits the tensor factor structure in (8) to provide max-norm error bounds for tensor completion under a missing completely at random (MCAR) setting. We leave as an open question whether one can exploit the latent factor structure in (8) over that in Assumption 2 to operate under less stringent causal assumptions or data requirements and/or identify and estimate different causal parameters.

8.2. New Tensor Completion Toolkit for Causal Inference

The tensor completion problem provides an expressive formal framework for a large number of emerging applications. In particular, this literature quantifies the number of samples required

and the computational complexity of different estimators to achieve theoretical guarantees for a given error metric (e.g., Frobenius-norm error over the entire tensor). Indeed, this trade-off is of central importance in the emerging sub-discipline at the interface of computer science, statistics, and machine learning. Given our preceding discussions connecting causal inference with tensor completion, a natural question to ask is whether we can apply the current toolkit of tensor completion methods to understand statistical and computational trade-offs in causal inference.

We believe a direct transfer of tensor completion techniques and analyses to causal inference problems is not immediately possible in general for a couple of reasons. First, most tensor completion results assume MCAR entries. As seen in Figure 2, causal inference settings often induce missing not at random (MNAR) sparsity patterns. Second, typical tensor completion results hold for the Frobenius-norm error across the entire tensor. By contrast, a variety of meaningful causal parameters require more refined error metrics over subsets of the tensor.

Hence, we pose two important and related open questions: (i) what block sparsity patterns and structural assumptions on the potential outcomes tensor allow for faithful recovery with respect to a meaningful error metric for causal inference, and (ii) if recovery is possible, what are the fundamental statistical and computational trade-offs that are achievable? An answer to these questions can help formally bridge causal inference with tensor completion, as well as computer science and machine learning more broadly.

9. Conclusion

The SI framework adds to the growing literature on data-efficient, personalized decision-making. It provides a perspective on learning with covariate shifts, an active area of research in econometrics and machine learning, also known as causal transportability. Within the context of panel data analysis, SI extends the SC framework to the multiple intervention setting, thus offering one resolution to an open problem posed in the literature. The connections between tensor completion with missing not at random observations suggests a bridge between causal inference and machine learning that could provide avenues for future work.

Acknowledgments

We sincerely thank Alberto Abadie, Abdullah Alomar, Peter Bickel, Victor Chernozhukov, Romain Cosson, Peng Ding, Esther Duflo, Avi Feller, Guido Imbens, Anna Mikusheva, Jasjeet Sekhon, Rahul Singh, and Bin Yu for invaluable feedback, guidance, and discussion. We also thank members within the MIT Economics department and the Laboratory for Information and Decisions Systems (LIDS) for useful discussions.

References

- Abadie, A., A. Diamond, and J. Hainmueller.** 2010. “Synthetic Control Methods for Comparative Case Studies: Estimating the Effect of California’s Tobacco Control Program.” *Journal of the American Statistical Association*.
- Abadie, A., and J. Gardeazabal.** 2003. “The Economic Costs of Conflict: A Case Study of the Basque Country.” *American Economic Review*.
- Abadie, Alberto.** 2020. “Using Synthetic Controls: Feasibility, Data Requirements, and Methodological Aspects.” *Journal of Economic Literature*.
- Agarwal, Abhineet, Anish Agarwal, and Suhas Vijaykumar.** 2023. “Synthetic Combinations: A Causal Inference Framework for Combinatorial Interventions.” *arXiv preprint arXiv:2303.14226*.
- Agarwal, Anish, Devavrat Shah, and Dennis Shen.** 2021. “On Principal Component Regression in a High-Dimensional Error-in-Variables Setting.”
- Agarwal, Anish, Devavrat Shah, Dennis Shen, and Dogyoon Song.** 2019. “On Robustness of Principal Component Regression.” *Advances in Neural Information Processing Systems*.
- Agarwal, Anish, Devavrat Shah, Dennis Shen, and Dogyoon Song.** 2020. “On Robustness of Principal Component Regression.”
- Amjad, Muhammad Jehangir, Devavrat Shah, and Dennis Shen.** 2018. “Robust synthetic control.” *Journal of Machine Learning Research*, 19: 1–51.
- Amjad, Muhummad, Vishal Mishra, Devavrat Shah, and Dennis Shen.** 2019. “mRSC: Multi-dimensional Robust Synthetic Control.” *Proceedings of the ACM on Measurement and Analysis of Computing Systems*, 3(2).

- Angrist, Joshua D., and Jörn-Steffen Pischke.** 2009. *Mostly Harmless Econometrics: An Empiricist's Companion*. Princeton University Press.
- Arellano, Manuel, and Bo Honore.** 2000. "Panel Data Models: Some Recent Developments." *Handbook of Econometrics*.
- Arkhangelsky, Dmitry, Susan Athey, David A. Hirshberg, Guido W. Imbens, and Stefan Wager.** 2020. "Synthetic Difference in Differences."
- Ashenfelter, Orley C, and David Card.** 1984. "Using the longitudinal structure of earnings to estimate the effect of training programs."
- Athey, S., and G. Imbens.** 2016. "The State of Applied Econometrics - Causality and Policy Evaluation." *The Journal of Economic Perspectives*, 31(2): 3–32.
- Athey, Susan, Mohsen Bayati, Nikolay Doudchenko, and Guido Imbens.** 2017. "Matrix Completion Methods for Causal Panel Data Models."
- Bai, Jushan.** 2003. "Inferential Theory for Factor Models of Large Dimensions." *Econometrica*, 71(1): 135–171.
- Bai, Jushan.** 2009. "Panel Data Models with Interactive Fixed Effects." *Econometrica*, 77(4): 1229–1279.
- Bai, Jushan, and Serena Ng.** 2020. "Matrix Completion, Counterfactuals, and Factor Analysis of Missing Data."
- Bertrand, Marianne, Esther Duflo, and Sendhil Mullainathan.** 2004. "How much should we trust differences-in-differences estimates?" *The Quarterly journal of economics*, 119(1): 249–275.
- Billingsley, Patrick.** 1986. *Probability and Measure*. . Second ed., John Wiley and Sons.
- Bishop, Christopher M.** 1999. "Bayesian pca." 382–388.
- Candès, Emmanuel J, and Terence Tao.** 2010. "The power of convex relaxation: Near-optimal matrix completion." *IEEE Transactions on Information Theory*, 56(5): 2053–2080.
- Chamberlain, Gary.** 1984. "Panel data." In *Handbook of Econometrics*. Vol. 2. 1 ed., , ed. Z. Griliches† and M. D. Intriligator, Chapter 22, 1247–1318. Elsevier.

-
- Chamberlain, Gary, and Michael Rothschild.** 1983. "Arbitrage, Factor Structure, and Mean-Variance Analysis on Large Asset Markets." *Econometrica*, 51(5): 1281–1304.
- Chan, Mark K., and Simon Kwok.** 2020. "The PCDID Approach: Difference-in-Differences when Trends are Potentially Unparallel and Stochastic." University of Sydney, School of Economics Working Papers 2020-03.
- Chatterjee, Sourav.** 2015. "Matrix estimation by Universal Singular Value Thresholding." *Annals of Statistics*, 43: 177–214.
- Chernozhukov, Victor, Kaspar Wuthrich, and Yinchu Zhu.** 2020a. "An Exact and Robust Conformal Inference Method for Counterfactual and Synthetic Controls."
- Chernozhukov, Victor, Kaspar Wuthrich, and Yinchu Zhu.** 2020b. "Practical and robust t -test based inference for synthetic control and related methods."
- Donoho, David, and Matan Gavish.** 2013. "The Optimal Hard Threshold for Singular Values is." *IEEE Transactions on Information Theory*, 60.
- Doudchenko, N., and G. Imbens.** 2016. "Balancing, regression, difference-in-differences and synthetic control methods: A synthesis." *NBER Working Paper No. 22791*.
- Fan, Jianqing, Weichen Wang, and Yiqiao Zhong.** 2018. "An eigenvector perturbation bound and its application to robust covariance estimation." *Journal of Machine Learning Research*, 18(207): 1–42.
- Farias, Vivek, and Andrew Li.** 2019. "Learning Preferences with Side Information." *Management Science*, 65.
- Fernández-Val, Iván, Hugo Freeman, and Martin Weidner.** 2020. "Low-Rank Approximations of Nonseparable Panel Models."
- George, EP, William Gordon Hunter, and J Stuart Hunter.** 2005. *Statistics for experimenters: design, innovation, and discovery*. Wiley.
- Hsiao, Cheng, H. Steve Ching, and Shui Ki Wan.** 2012. "A PANEL DATA APPROACH FOR PROGRAM EVALUATION: MEASURING THE BENEFITS OF POLITICAL AND ECONOMIC INTEGRATION OF HONG KONG WITH MAINLAND CHINA." *Journal of Applied Econometrics*, 27(5): 705–740.

- Imbens, Guido W., and Donald B. Rubin.** 2015. *Causal Inference for Statistics, Social, and Biomedical Sciences: An Introduction*. Cambridge University Press.
- Kallus, Nathan, Xiaojie Mao, and Madeleine Udell.** 2018. “Causal Inference with Noisy and Missing Covariates via Matrix Factorization.”
- Liang, Kung-Yee, and Scott L. Zeger.** 1986. “Longitudinal data analysis using generalized linear models.” *Biometrika*, 73(1): 13–22.
- Li, Kathleen T.** 2018. “Inference for factor model based average treatment effects.” *Available at SSRN 3112775*.
- Li, Kathleen T., and David R. Bell.** 2017. “Estimation of average treatment effects with panel data: Asymptotic theory and implementation.” *Journal of Econometrics*, 197(1): 65 – 75.
- Moon, Hyungsik Roger, and Martin Weidner.** 2015. “LINEAR REGRESSION FOR PANEL WITH UNKNOWN NUMBER OF FACTORS AS INTERACTIVE FIXED EFFECTS.” *Econometrica*, 83(4): 1543–1579.
- Moon, Hyungsik Roger, and Martin Weidner.** 2017. “DYNAMIC LINEAR PANEL REGRESSION MODELS WITH INTERACTIVE FIXED EFFECTS.” *Econometric Theory*, 33(1): 158–195.
- Neyman, Jerzy.** 1923. “Sur les applications de la theorie des probabilites aux experiences agricoles: Essai des principes.” *Master’s Thesis*.
- Pesaran, M. Hashem.** 2006. “Estimation and Inference in Large Heterogeneous Panels with a Multifactor Error Structure.” *Econometrica*, 74(4): 967–1012.
- Raskutti, G., M. J. Wainwright, and B. Yu.** 2011. “Minimax Rates of Estimation for High-Dimensional Linear Regression Over ℓ_q -Balls.” *IEEE Transactions on Information Theory*, 57(10): 6976–6994.
- Recht, Benjamin.** 2011. “A simpler approach to matrix completion.” *Journal of Machine Learning Research*, 12(Dec): 3413–3430.
- Rubin, Donald B.** 1974. “Estimating Causal Effects of Treatments in Randomized and Nonrandomized Studies.” *Journal of Educational Psychology*, 66: 688–701.
- Shah, D., and C. L. Yu.** 2019. “Iterative Collaborative Filtering for Sparse Noisy Tensor Estimation.” 41–45.

-
- Squires, Chandler, Dennis Shen, Anish Agarwal, Devavrat Shah, and Caroline Uhler.** 2021. “Causal Imputation via Synthetic Interventions.”
- Tipping, Michael E, and Christopher M Bishop.** 1999. “Probabilistic principal component analysis.” *Journal of the Royal Statistical Society: Series B (Statistical Methodology)*, 61(3): 611–622.
- Vershynin, Roman.** 2018. *High-dimensional probability: An introduction with applications in data science*. Vol. 47, Cambridge University Press.
- Wedin, P.** 1972. “Perturbation bounds in connection with singular value decomposition.” *BIT Numerical Mathematics*, 12: 99–111.
- Xu, Jiaming.** 2017a. “Rates of convergence of spectral methods for graphon estimation.” *arXiv preprint arXiv:1709.03183*.
- Xu, Yiqing.** 2017b. “Generalized Synthetic Control Method: Causal Inference with Interactive Fixed Effects Models.” *Political Analysis*, 25(1): 57–76.

SUPPLEMENTARY MATERIALS

Appendix A: “Smooth” Non-linear Latent Variable Models

Below, we show that sufficiently continuous non-linear latent variable models (LVMs) are arbitrarily well-approximated by linear factor models of appropriate dimension as N and T grow. In this sense, the factor model in Assumption 2 serves as a good approximation for non-linear LVMs when we have many units and measurements.

A.1. Definitions

We first precisely define what we mean by sufficiently continuous.

DEFINITION 2 (HÖLDER CONTINUITY). *The Hölder class $\mathcal{H}(q, S, C_H)$ on $[0, 1]^q$ is the set of functions $h : [0, 1]^q \rightarrow \mathbb{R}$ whose partial derivatives satisfy*

$$\sum_{s: |s|=\lfloor S \rfloor} \frac{1}{s!} |\nabla_s h(\mu) - \nabla_s h(\mu')| \leq C_H \|\mu - \mu'\|_{\max}^{S-\lfloor S \rfloor}, \quad \forall \mu, \mu' \in [0, 1]^q,$$

where $\lfloor S \rfloor$ denotes the largest integer strictly smaller than S . Here, $s = (s_1, \dots, s_q)$ is a multi-index with $s_\ell \in \mathbb{N}$, $|s| = \sum_{\ell=1}^q s_\ell$, and $\nabla_s h(\cdot) = \frac{\partial^{s_1} \dots \partial^{s_q}}{\partial \mu_1 \dots \partial \mu_q} h(\cdot)$.

Next, we define “smooth” non-linear LVMs as follows.

DEFINITION 3 (“SMOOTH” NON-LINEAR LVMS). *The potential outcomes are said to satisfy a smooth non-linear factor model if: (i) $\mathbb{E}[Y_{tn}^{(d)}] = f(\rho_t^{(d)}, \theta_n)$, where $f : [0, 1]^{2q} \rightarrow \mathbb{R}$, and $\theta_n, \rho_t^{(d)} \in [0, 1]^q$; (ii) $f(\rho_t^{(d)}, \cdot) \in \mathcal{H}(q, S, C_H)$ for all $t, d \in [T] \times [D]_0$.*

Intuitively, Definition 3 states that for a pair of units (n_1, n_2) , we have $\mathbb{E}[Y_{tn_1}^{(d)}] \approx \mathbb{E}[Y_{tn_2}^{(d)}]$ for all (t, d) if $\theta_{n_1} \approx \theta_{n_2}$. The dimension q of the latent variables $(\theta_n, \rho_t^{(d)})$ encodes the complexity of representing the various characteristics of units, measurements, and interventions that affect the potential outcomes. Note that a linear factor model is a special case of a non-linear LVM where $f(\rho_t^{(d)}, \lambda_n) = \langle \rho_t^{(d)}, \lambda_n \rangle$. Such a model satisfies Definition 2 for all $S \in \mathbb{N}$ and $C_H = C$, for some absolute finite, positive constant C .

A.2. Formal Result

Proposition 1 establishes that linear factor models of appropriate dimension also provide a good approximation for non-linear LVMS.

PROPOSITION 1 (Agarwal et al. (2019), Xu (2017a)). *Suppose the potential outcomes satisfy Definition 2 for some fixed $\mathcal{H}(q, S, C_H)$. Then for any $\delta > 0$, there exists latent variables $u_t^{(d)}, v_n \in \mathbb{R}^r$ such that for all (t, n, d) , we have $|\mathbb{E}[Y_{tn}^{(d)}] - \sum_{\ell=1}^r u_{t\ell}^{(d)} v_{n\ell}| \leq \Delta_E$, where $r \leq C \cdot \delta^{-q}$ and $\Delta_E \leq C_H \cdot \delta^S$; here, C is allowed to depend on (q, S) .*

By choosing $\delta = \min\{N, T\}^{-c/q}$ for $c \in (0, 1)$, Proposition 1 implies that $\Delta_E \rightarrow 0$ as N, T grow and $r \ll \min\{N, T\}$. From this, we identify that linear latent factor models of appropriate dimension serve as a good approximation for non-linear LVMS as N and T grow.

Further, we note that Hölder continuous functions are closed under composition. For example, if $\mathbb{E}[Y_{tn}^{(d)}]$ satisfies Definition 2, then $\log(\mathbb{E}[Y_{tn}^{(d)}])$ also satisfies it as $\log(\cdot)$ is an analytic function. In contrast, a two-way fixed effects model, which is the canonical model for methods such as Differences-in-Differences, is of the form

$$\mathbb{E}[Y_{tn}^{(d)}] = u_t^{(d)} + v_n. \quad (20)$$

This is not robust to the choice of parameterization, e.g., if (20) holds for $\mathbb{E}[Y_{tn}^{(d)}]$ then it is not guaranteed to hold for $\log(\mathbb{E}[Y_{tn}^{(d)}])$.

Appendix B: Implications of SI Toward Experiment Design

Motivated by the empirics in Section 6, we discuss how the SI estimator can be used to develop novel experiment designs that are more data-efficient. We name our design *synthetic A/B testing*.

B.1. Description

To recap, we look to develop an experiment design that estimates $N \times D$ causal parameters, $\{\theta_n^{(d)} : (n, d) \in [N] \times [D]\}$, from far fewer than $T \times N \times D$ outcomes. Specifically, our task is two-fold: (i) select $\mathcal{D} \subset [T] \times [N] \times [D]$ outcomes to observe; (ii) estimate the causal parameters of interest from \mathcal{D} . Ideally, $|\mathcal{D}|$ is as small as possible to achieve the required estimation error.

In what follows, we discuss two variants of the synthetic A/B testing experiment design. Appendix B.1.1 proposes an experiment design when units (e.g., customer sub-populations) can be simultaneously observed under multiple interventions. Appendix B.1.2 proposes an experiment design when units (e.g., individual customers) are restricted to be observed under a single intervention.

B.1.1. Simultaneous Interventions. Suppose units can be simultaneously observed under multiple interventions. For example, e-commerce platforms can randomly choose individual customers from the same customer sub-population to receive different discounts simultaneously. In line with the validation study of Section 6, we propose a simple experiment design where each unit is observed under exactly two interventions: control (denoted as $d = 0$) and one of the other $D - 1$ interventions. Specifically, all N units are randomly partitioned into $D - 1$ groups of roughly equal size. Then, all units within a group are assigned the same intervention. By design, we observe $T \times N \times 2$ out of the $T \times N \times D$ entries in the potential outcomes tensor \mathbf{Y} . See Figure 8a for a visual depiction of the observation pattern associated with our design.

To estimate the causal parameters from our observations, we adopt the following strategy for each intervention d :

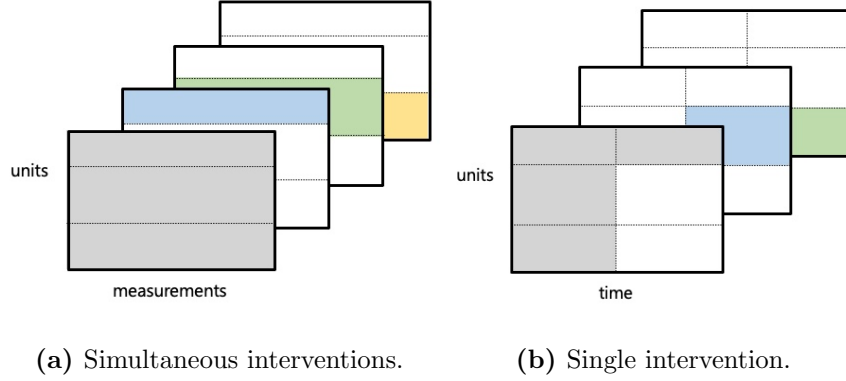


Figure 8 Observation pattern associated with our synthetic A/B testing design, where observed outcomes are represented by colored blocks while missing entries are represented by white blocks.

- (a) for all $n \in \mathcal{I}^{(d)}$, we estimate $\theta_n^{(d)}$ with $\hat{\theta}_n^{(d)} = T^{-1} \sum_{t=1}^T Y_{tnd}$;
- (b) for all $n \notin \mathcal{I}^{(d)}$, we estimate $\theta_n^{(d)}$ via the SI estimator described in Section 3.

Observe that $\mathcal{T}_{\text{pre}} = \mathcal{T}_{\text{post}} = [T]$ in our setting of interest.

B.1.2. Single Intervention. Now, suppose each unit can only be observed under a single intervention for any measurement. In our e-commerce example, this corresponds to individual customers—rather than customer sub-populations as in Section B.1.1—representing our units. Unlike Section B.1.1, \mathcal{T}_{pre} and $\mathcal{T}_{\text{post}}$ will now correspond to different time points. Without loss of generality, let $\mathcal{T}_{\text{pre}} = \{1, \dots, T - T_1\}$ and $\mathcal{T}_{\text{post}} = \{T - T_1 + 1, \dots, T\}$.

We propose the following experiment design. For each $t \in \mathcal{T}_{\text{pre}}$, assign control ($d = 0$) to all N units. For $t \in \mathcal{T}_{\text{post}}$, assign one of the D interventions to each unit such that $N_d \approx N/D$ for all d . Accordingly, we observe $T \times N$ out of the $T \times N \times D$ entries in the potential outcomes tensor \mathbf{Y} . The natural trade-off between this setting compared to that in Appendix B.1.1 is that we cannot estimate the outcomes for all T measurements but rather only for those in $\mathcal{T}_{\text{post}}$. See Figure 8b for a visual depiction of the observation pattern induced by this design.

To estimate the causal parameters from our observations, we adopt the following strategy for each intervention d :

- (a) for all $n \in \mathcal{I}^{(d)}$, we estimate $\theta_n^{(d)}$ with $\hat{\theta}_n^{(d)} = T_1^{-1} \sum_{t \in \mathcal{T}_{\text{post}}} Y_{tnd}$;
- (b) for all $n \notin \mathcal{I}^{(d)}$, we estimate $\theta_n^{(d)}$ via the SI estimator described in Section 3.

B.2. Factorial Design

Suppose there are K “types” of interventions designed to have an effect on a common set of outcomes. Continuing the e-commerce application in Section 6, imagine that along with offering customers different discounts, the e-commerce platform also had other levers to increase engagement levels such

as sending marketing emails and offering different versions of the product to its customers. In this case, we have $K = 3$. Now, suppose there were L different versions of each of the K interventions. In the case of discounts, there were $L = 4$ versions corresponding to $\{0\%, 10\%, 30\%, 50\%\}$. This yields $D = L^K$ possible interventions. Since D grows exponentially in K , running factorial design experiments can be massively expensive even for small K and L .

Our theoretical results imply that our proposed synthetic A/B testing framework can accurately estimate the treatment effect of all L^K interventions on a *unit-by-unit* basis while observing each unit under at most 2 interventions, provided N is large enough. The tensor factor model in Assumption 2 does not make any assumption about how the L types of interventions interact with each other as it only posits that the latent factor v_n associated with each unit is invariant across the L^K interventions. This is in contrast to the literature on factorial design experiments where, for example, one posits that there are only pairwise interactions between the K different interventions (George, Hunter and Hunter 2005). Indeed, finding ways to incorporate structure across combinations of interventions without requiring some number of units to undergo each of the L^K interventions into the SI framework is left as interesting future work.

Appendix C: Comparison with the Synthetic Controls Literature

The goal of this section is to better contextualize our assumptions and results within the SC literature, by doing a detailed comparison with some representative works.

Causal parameter in SC: treatment effect on the treated. For any (n, d) pair, let $\bar{Y}_n^{(d)} = \frac{1}{T_1} \sum_{t \in \mathcal{T}_{\text{post}}} Y_{tn}^{(d)}$. In addition, let $\tau_n^{(d_1, d_2)} = \bar{Y}_n^{(d_1)} - \bar{Y}_n^{(d_2)}$ denote the (relative) treatment effect between interventions d_1 and d_2 for unit n , averaged over the post-intervention period. The most closely related causal parameter in the SC literature to our work is $\tau_n^{(d, 0)}$ for $n \in \mathcal{I}^{(d)}$ and $d \neq 0$. This is referred to as the unit specific treatment effect on the treated, averaged over the post-intervention period. Recall $\bar{Y}_n^{(d)}$ is observed for $n \in \mathcal{I}^{(d)}$. As such, the goal in these works is to estimate the counterfactual potential outcomes $\bar{Y}_n^{(0)}$ for $n \notin \mathcal{I}^{(0)}$, i.e., what would have happened to a “treated” unit n had it remained under control. The quantity $\bar{Y}_n^{(0)}$ is closely related to $\theta_n^{(0)}$; the slight difference is that $\theta_n^{(0)} = \mathbb{E}[\bar{Y}_n^{(0)} | \{u_t^{(0)}, v_n : t \in \mathcal{T}_{\text{post}}\}]$, where the expectation is taken with respect to the mean zero residual term and conditioned on the latent factors. Many of the works listed below *implicitly* condition on either the latent factors or directly on the observations Y_{tn} , if a factor model is not assumed.

We re-emphasize the SI framework allows for identification and inference of $\theta_n^{(d)}$ for $d \neq 0$ and all $n \in [N]$, which these previous works do not consider. This enables some of the key applications we study, such as synthetic A/B testing described in Section 6.

Representative works. Arguably, $\tau_n^{(d,0)}$ is the most common casual parameter considered in the SC literature, e.g., see [Hsiao, Steve Ching and Ki Wan \(2012\)](#), [Doudchenko and Imbens \(2016\)](#), [Athey et al. \(2017\)](#), [Li and Bell \(2017\)](#), [Xu \(2017b\)](#), [Li \(2018\)](#), [Bai and Ng \(2020\)](#), [Chan and Kwok \(2020\)](#), [Chernozhukov, Wuthrich and Zhu \(2020b\)](#), [Fernández-Val, Freeman and Weidner \(2020\)](#). We restrict our attention to four recent works, [Bai and Ng \(2020\)](#), [Chernozhukov, Wuthrich and Zhu \(2020b\)](#), [Arkhangelsky et al. \(2020\)](#), and [Agarwal et al. \(2020\)](#) as they highlight some of the primary points of comparison of SI with the SC literature. Again, given the vastness of the literature, we underscore that these comparisons are by no means exhaustive.

REMARK 8 (RELATED CAUSAL PARAMETER). A related causal parameter considered in many of these works is the time specific treatment effect on the treated, averaged over all treated units. This reduces to estimating $\bar{Y}_t^{(0)} = (N - N_0)^{-1} \sum_{n \notin \mathcal{I}^{(0)}} Y_{tn}^{(0)}$ for a particular $t > T_0$. Estimating this quantity is quite similar to estimating $\bar{Y}_n^{(0)}$. In particular, we can estimate $\bar{Y}_t^{(0)}$ by simply transposing the observations and then running the same estimator used to estimate $\bar{Y}_n^{(0)}$.

C.1. Comparison with [Chernozhukov, Wuthrich and Zhu \(2020b\)](#)

Overview of assumptions. There are two key assumptions made in [Chernozhukov, Wuthrich and Zhu \(2020b\)](#). First, the authors assume the existence of $w^{(n,0)} \in \mathbb{R}^{N_0}$ such that for all time t and conditioned on any sampling of $\{Y_{tj}^{(0)} : j \in \mathcal{I}^{(0)}\}$,

$$Y_{tn}^{(0)} = \sum_{j \in \mathcal{I}^{(0)}} w_j^{(n,0)} Y_{tj}^{(0)} + \varepsilon_{tn}, \quad (21)$$

where $\mathbb{E}[\varepsilon_{tn}] = 0$ and $\mathbb{E}[\varepsilon_{tn} Y_{tj}^{(0)}] = 0$. We note that the conditioning on $\{Y_{tj}^{(0)} : j \in \mathcal{I}^{(0)}\}$ is implicit in [Chernozhukov, Wuthrich and Zhu \(2020b\)](#). Second, they assume the existence of an oracle estimator for $w^{(n,0)}$, denoted as $\hat{w}^{(n,0)}$, such that $\|w^{(n,0)} - \hat{w}^{(n,0)}\|_2 = o(1)$.

The two most common restrictions placed on $w^{(n,0)}$, for which there exist estimators with formal performance guarantees, include (i) $w^{(n,0)}$ is convex, i.e., $\sum_{j \in \mathcal{I}^{(0)}} w_j^{(n,0)} = 1$ and $w_j^{(n,0)} \geq 0$, cf. [Abadie and Gardeazabal \(2003\)](#), [Abadie, Diamond and Hainmueller \(2010\)](#), [Doudchenko and Imbens \(2016\)](#); (ii) $w^{(n,0)}$ is approximately sparse, i.e., $\|w^{(n,0)}\|_1 = O(1)$, which is a relatively weaker assumption, cf. [Raskutti, Wainwright and Yu \(2011\)](#), [Chernozhukov, Wuthrich and Zhu \(2020a\)](#). Under these assumptions, the authors provide a flexible and practical t-test based inference procedure to estimate $\bar{Y}_n^{(0)}$, which utilizes the oracle estimator $\hat{w}^{(n,0)}$. We compare these assumptions with the SI framework.

Functional form in (21). Note that under Assumption 2, we can equivalently write Assumption 4 as follows:

$$\mathbb{E}[Y_{tn}^{(d)}] = \sum_{j \in \mathcal{I}^{(d)}} w_j^{(n,d)} \mathbb{E}[Y_{tj}^{(d)}] \quad \text{for all } d. \quad (22)$$

Compared to (21) and for $d=0$, we operate under a weaker functional form assumption as given in (22). To see this, simply take expectations on both sides of (21) with respect to ε_{tn} , which implies (22). That is, we do not require the linear relationship $w_j^{(n,0)}$ to hold between the *noisy* potential outcomes $Y_{tn}^{(0)}$ and $\{Y_{tj}^{(0)} : j \in \mathcal{I}^{(0)}\}$. Rather, we make the weaker assumption that the relationship only holds between the *expected* potential outcomes.

Restrictions on $w^{(n,0)}$. As discussed, theoretical guarantees in previous works require $w^{(n,0)}$ to be approximately sparse, or even more stringently, convex. Further, the estimators used to learn $w^{(n,0)}$ require *explicit knowledge* of the restriction placed on $w^{(n,0)}$. For example, if $w^{(n,0)}$ is assumed to be convex, then convex regression is used; if $w^{(n,0)}$ is assumed to be approximately sparse, then a ℓ_1 -norm regularizer is used. In comparison, the estimator we propose to learn $w^{(n,0)}$ in (5) does not impose any such restriction on $w^{(n,0)}$, even in the high-dimensional setting where $N_0 > \max\{T_0, T_1\}$. Indeed, Lemma 6 establishes that our estimator consistently learns the *unique* minimum ℓ_2 -norm $w^{(n,d)}$, denoted as $\tilde{w}^{(n,d)}$.

We do, however, assume that there exists a latent factor model between the potential outcomes (Assumption 2); such an assumption is not made in Chernozhukov, Wuthrich and Zhu (2020b). To overcome high-dimensionality, where $w^{(n,d)}$ is not uniquely specified, the estimator in (5) directly exploits the low-rank structure induced by this factor model in Assumption 2.

C.2. Comparison with Bai and Ng (2020)

Overview of assumptions. In Bai and Ng (2020), they consider the following factor model:

$$\begin{aligned} Y_{tn}^{(0)} &= \langle x_{tn}, \beta \rangle + \langle F_t, \Lambda_n \rangle + \varepsilon_{tn} \\ Y_{tn}^{(d)} &= \alpha_{tn}^{(d)} + Y_{tn}^{(0)}, \text{ for } d \neq 0. \end{aligned} \tag{23}$$

Here, $\Lambda_n \in \mathbb{R}^{r_1}$ is a unit n specific latent factor and $F_t \in \mathbb{R}^{r_1}$ is a time t specific latent factor associated with intervention $d=0$ (control); $x_{tn} \in \mathbb{R}^k$ is a vector of *observed covariates*; and $\beta \in \mathbb{R}^k$ is a latent factor acting on x_{tn} , which crucially is invariant across (t, n) . The authors make appropriate assumptions on the factor loadings $\mathbf{\Lambda} = [\Lambda_n] \in \mathbb{R}^{r_1 \times N}$ and $\mathbf{F} = [F_t] \in \mathbb{R}^{r_1 \times T}$, and on the residual term ε_{tn} . See Assumptions A to D in Bai and Ng (2020) for details. In essence, these assumptions require (i) $\mathbf{\Lambda}, \mathbf{F}$ to satisfy an incoherence-like condition, which implies a bounded operator norm (e.g., $\mathbb{E}[\|\mathbf{F}\|_{\text{op}}^4], \|\mathbf{\Lambda}\|_{\text{op}} \leq M$, where M does not scale with N_0, T); (ii) each of the r singular vectors of $\mathbf{\Lambda}, \mathbf{F}$ are identifiable (e.g., the non-zero singular values of $\mathbf{\Lambda}, \mathbf{F}$ are distinct); (iii) ε_{tn} across (t, n) have sufficiently light tails (e.g., $\mathbb{E}[|\varepsilon_{tn}|^8] < M$) and are weakly correlated.

Further, the authors propose an estimator composed of the following main steps: (i) estimate $\hat{\beta}$ using the observations $\{Y_{tn}, x_{tn}\}$ across (t, n) ; (ii) estimate $\hat{\mathbf{\Lambda}}, \hat{\mathbf{F}}$ using the residuals of $\{Y_{tn} - x_{tn}\hat{\beta}\}$;

(iii) estimate $\bar{Y}_n^{(0)}$ using $\{x_{tn}, \hat{\beta}, \hat{\Lambda}, \hat{\mathbf{F}}\}$. Below, we compare their primary assumptions with that of the SI framework.

Factor model in (23). First, we compare the factor model assumed in (23) with that in (7) of Assumption 2. Under (23), if we further assume that $\langle x_{tn}, \beta \rangle$ admits a latent factorization given by $\langle x_{tn}, \beta \rangle = \langle \tilde{x}_t, \tilde{x}_n \rangle$ with $\tilde{x}_t, \tilde{x}_n \in \mathbb{R}^{k_1}$, then we can write (23) as a special case of (7). To see this, let $d = 0$ and define $u_t^{(0)}, v_n \in \mathbb{R}^r$ in (7) as

$$u_t^{(0)} = (F_t, \tilde{x}_t), \quad v_n = (\Lambda_n, \tilde{x}_n), \quad (24)$$

where $r = r_1 + k_1$. We stress that we do not require access to \tilde{x}_t or \tilde{x}_n to express the model in Bai and Ng (2020) as an instance of (7); instead, we require that such a factorization of $\langle x_{tn}, \beta \rangle$ *implicitly* exists. However, if one does not assume such a latent factorization, then first learning β using observed covariates and then estimating Λ, \mathbf{F} via the residuals, is likely necessary. In Appendix D, we show how to incorporate covariates in SI.

In addition, if one wants to estimate $\{\theta_n^{(d)} : d \neq 0\}$ in the SI framework (which we underscore is not considered in the SC literature), we require the added assumption that $\alpha_n^{(d)}$ factorizes into a (time, intervention) specific and unit specific latent factor, i.e.,

$$\alpha_{tn}^{(d)} = \langle \tilde{\alpha}_t^{(d)}, \tilde{\alpha}_n \rangle, \quad (25)$$

where $\tilde{\alpha}_t^{(d)}, \tilde{\alpha}_n \in \mathbb{R}^{r_2}$. Then, for $d \neq 0$, we can define $u_t^{(d)}, v_n \in \mathbb{R}^r$ in (7) as

$$u_t^{(d)} = (F_t, \tilde{x}_t, \tilde{\alpha}_t^{(d)}), \quad v_n = (\Lambda_n, \tilde{x}_n, \tilde{\alpha}_n), \quad (26)$$

where $r = r_1 + r_2 + k_1$.

REMARK 9 (CLOSELY RELATED FACTOR MODEL). In the SC literature, a closely related factor model is $Y_{tn}^{(0)} = \langle \beta_t, x_n \rangle + \langle F_t, \Lambda_n \rangle + \varepsilon_{tn}$ and $Y_{tn}^{(d)} = \alpha_{tn}^{(d)} + Y_{tn}^{(0)}$ for $d \neq 0$, cf. Abadie and Gardeazabal (2003), Abadie, Diamond and Hainmueller (2010). Here, $\beta_t \in \mathbb{R}^k$ is a latent factor, $x_n \in \mathbb{R}^k$ is an observed unit specific covariate, and $F_t, \Lambda_n \in \mathbb{R}^{r_1}$ and $\alpha_{tn}^{(d)} \in \mathbb{R}$ are defined as in (24). As such, similar to (24), we can write this factor model as a special case of (7), where $u_t^{(0)} = (\beta_t, F_t)$ and $v_n = (x_n, \Lambda_n)$. Again, if one wants to estimate $\theta_{tn}^{(d)}$, then we need to assume an additional factorization of $\alpha_{tn}^{(d)}$, just as in (25) and (26).

Assumption on Λ, \mathbf{F} . Since our ultimate goal is to estimate $\theta_n^{(d)}$, it is not necessary to accurately estimate either of the latent factor loadings (Λ, \mathbf{F}) . In fact, our proposed estimator in Section 3 explicitly circumvents estimating these two quantities. In comparison, Bai and Ng (2020) establish their theoretical guarantees by requiring explicit bounds on the estimation qualities of (Λ, \mathbf{F}) , which naturally require making more stringent assumptions on the latent factor loadings.

C.3. Comparison with Arkhangelsky et al. (2020) and Agarwal et al. (2020)

We compare with these recent works together as they both consider approximately low-rank factor models for the expected potential outcomes, a generalization of what we do.

Comparison with Arkhangelsky et al. (2020). They consider a binary intervention model:

$$\begin{aligned}\mathbf{Y}^{(0)} &= \mathbf{L} + \mathbf{E}, \\ \mathbf{Y}^{(1)} &= \mathbf{Y}^{(0)} + \mathbf{A},\end{aligned}$$

where $\mathbf{Y}^{(0)} = [Y_{tn}^{(0)}] \in \mathbb{R}^{T \times N}$ is the matrix of potential outcomes under control; $\mathbf{L} = [L_{tn}] \in \mathbb{R}^{T \times N}$ encodes the latent factor model under control (in our notation, $L_{tn} = \langle u_t^{(0)}, v_n \rangle$); $\mathbf{E} = [\varepsilon_{tn}] \in \mathbb{R}^{T \times N}$ encodes the mean zero residuals; $\mathbf{Y}^{(1)} = [Y_{tn}^{(1)}] \in \mathbb{R}^{T \times N}$ is the matrix of potential outcomes under $d = 1$; and $\mathbf{A} = [\alpha_{tn}] \in \mathbb{R}^{T \times N}$ encodes the treatment effect. The authors propose the “synthetic difference-in-differences” estimator for $\frac{1}{T_1(N-N_0)} \sum_{t \in \mathcal{T}_{\text{post}}} \sum_{n \notin \mathcal{I}^{(0)}} \alpha_{tn} | \mathbf{L}$, and establish rigorous asymptotic normality results.

If we continue to restrict our attention to the estimation of counterfactuals under control, then the two primary differences between this work and Arkhangelsky et al. (2020) are the assumptions made on the (i) spectral profile of the factor models and (ii) relationship between the target and donors. In particular, we consider a low-rank \mathbf{L} (Assumption 2) with a well-balanced spectra (Assumption 7); the latter effectively assumes a lower bound on the smallest non-zero singular value of \mathbf{L} . In comparison, Arkhangelsky et al. (2020) makes a weaker assumption that \mathbf{L} is *approximately* low-rank, i.e., its $\sqrt{\min\{T_0, N_0\}}$ -th singular value is sufficiently small (see Assumption 3 of their work). However, as in Abadie, Diamond and Hainmueller (2010), they require a convex relationship to hold between the target and donors, while we make the weaker assumption that a linear relationship holds (see the discussion under Assumption 4 for why a linear relationship is directly implied by a low-rank factor model).

Comparison with Agarwal et al. (2020). They analyze the recently proposed “robust SC” (RSC) estimator of Amjad, Shah and Shen (2018), which is closely related to our proposed estimator in Section 3 if restricted to estimating $\theta_n^{(0)}$ for $n \notin \mathcal{I}^{(0)}$. They also consider an approximately low-rank \mathbf{L} ; specifically, they consider two natural generating processes that induce an approximately low-rank $\mathbf{L} = [L_{tn}]$: (i) the spectra of \mathbf{L} is geometrically decaying (i.e., the k -th singular value of \mathbf{L} , denoted as s_k , obeys $s_k = s_1 c^{k-1}$, where $c \in (0, 1)$); (ii) \mathbf{L} follows a generalized factor model, i.e., $L_{tn} = g(\rho_t, \omega_n)$, where $g(\cdot, \cdot)$ is a latent, Hölder continuous function, and $\rho_t, \omega_n \in [0, 1]^\ell$ are latent variables associated with time t and unit n (an exact low-rank model is a special case of this where g is bi-linear). Agarwal et al. (2020) establish finite-sample consistency for the RSC estimator with respect to a

similar causal parameter as that of $\theta_n^{(0)}$ (see Section 4 of Agarwal et al. (2020) for details). However, they do not provide asymptotic normality results for their target causal parameter.

Future directions. An interesting future research direction is to build upon these works to study the trade-offs between the assumptions placed on the latent factor model (e.g., spectral profile), relationship between the target and donors, and subsequent inference guarantees one can establish for various target causal parameters (e.g., extending the model and estimator of Arkhangelsky et al. (2020) to estimate $\theta_n^{(d)}$ for any $n \notin \mathcal{I}^{(d)}$ and $d \neq 0$). Further, another direction that would be of interest is staggered adoption, where the duration of the pre-intervention period can vary amongst the units, i.e., T_0 is specific to each unit. This setup for example was considered in Athey et al. (2017).

Appendix D: Covariates

In this section, we discuss how access to meaningful covariate information about each unit can help improve estimation. Let $\mathbf{X} = [X_{kn}] \in \mathbb{R}^{K \times N}$ denote the matrix of covariates across units, i.e., X_{kn} denotes the k -th descriptor (or feature) of unit n .

D.1. Assumptions

One approach towards incorporating covariates into the SI estimator described in Section 3, is to impose the following structure on \mathbf{X} .

ASSUMPTION 9 (Covariate structure). *For any $k \in [K]$ and $n \in [N]$, let $X_{kn} = \langle \varphi_k, v_n \rangle + \zeta_{kn}$. Here, $\varphi_k \in \mathbb{R}^r$ represents a latent factor specific to descriptor k , $v_n \in \mathbb{R}^r$ is the unit latent factor as defined in (7), and $\zeta_{kn} \in \mathbb{R}$ is a mean zero measurement noise specific to descriptor k and unit n .*

The key structure of Assumption 9 is that the covariates X_{kn} share the same latent unit factors, v_n , as the potential outcomes $Y_{tn}^{(d)}$. Thus, given a target unit n and subgroup $\mathcal{I}^{(d)}$, this allows us to express unit n 's covariates as a linear combination of the covariates associated with units within $\mathcal{I}^{(d)}$ via the *same* linear model that describes the relationship between their respective potential outcomes (formalized in Proposition 2 below). One notable flexibility of our covariate model is that the observations of covariates can be *noisy* due to the presence of measurement noise ζ_{kn} .

PROPOSITION 2. *Given (n, d) , let Assumptions 4 and 9 hold. Then, conditioned on $\mathcal{E}_\varphi = \mathcal{E} \cup \{\varphi_k : k \in [K]\}$, we have for all k ,*

$$\mathbb{E}[X_{kn} | \mathcal{E}_\varphi] = \sum_{j \in \mathcal{I}^{(d)}} w_j^{(n,d)} \mathbb{E}[X_{kj} | \mathcal{E}_\varphi],$$

where $w^{(n,d)}$ defined as in Assumptions 4.

Proof of Proposition 2. Plugging Assumption 4 into Assumption 9 completes the proof. \square

D.2. Description of Estimator with Covariates

Proposition 2 suggests a natural modification to step (i) of the SI estimator. Similar to the estimation procedure of [Abadie, Diamond and Hainmueller \(2010\)](#), we propose to append the covariates to the pre-intervention outcomes. Formally, let $X_n = [X_{kn}] \in \mathbb{R}^K$ denote the vector of covariates associated with the unit n ; analogously, let $\mathbf{X}_{\mathcal{I}^{(d)}} = [X_{kj} : j \in \mathcal{I}^{(d)}] \in \mathbb{R}^{K \times N_d}$ denote the matrix of covariates associated with units within $\mathcal{I}^{(d)}$. We define $Z_n = [Y_{\text{pre},n}^\top, X_n^\top]^\top \in \mathbb{R}^{T_0+K}$ and $\mathbf{Z}_{\mathcal{I}^{(d)}} = [\mathbf{Y}_{\text{pre},\mathcal{I}^{(d)}}^\top, \mathbf{X}_{\mathcal{I}^{(d)}}^\top]^\top \in \mathbb{R}^{(T_0+K) \times N_d}$ as the concatenation of pre-intervention outcomes and features associated with unit n and subgroup $\mathcal{I}^{(d)}$, respectively. The SI estimator then proceeds by learning $\hat{w}^{(n,d)}$ from $(Z_n, \mathbf{Z}_{\mathcal{I}^{(d)}})$ and continues with steps (ii) and (iii) as described in Section 3.1.

D.3. Theoretical Implications

Consider the PCR variant of SI with covariates. Then, it can be verified that the statistical guarantees in Sections 5.2 and 5.3 continue to hold with T_0 replaced with $T_0 + K$. Therefore, adding covariates into the model-learning stage augments the data size, which can improve the estimation rates.

Appendix E: Proof of Theorem 1

Proof of Theorem 1. We have that

$$\begin{aligned}
\mathbb{E}[Y_{tn}^{(d)} | u_t^{(d)}, v_n] &= \mathbb{E}[\langle u_t^{(d)}, v_n \rangle + \varepsilon_{tn}^{(d)} | u_t^{(d)}, v_n] && \because \text{Assumption 2} \\
&= \langle u_t^{(d)}, v_n \rangle | \{u_t^{(d)}, v_n\} && \because \text{Assumption 3} \\
&= \langle u_t^{(d)}, v_n \rangle | \mathcal{E} \\
&= \langle u_t^{(d)}, \sum_{j \in \mathcal{I}^{(d)}} w_j^{(n,d)} v_j \rangle | \mathcal{E} && \because \text{Assumption 4} \\
&= \sum_{j \in \mathcal{I}^{(d)}} w_j^{(n,d)} \cdot \mathbb{E}[\langle u_t^{(d)}, v_j \rangle + \varepsilon_{tj}^{(d)} | \mathcal{E}] && \because \text{Assumption 3} \\
&= \sum_{j \in \mathcal{I}^{(d)}} w_j^{(n,d)} \cdot \mathbb{E}[Y_{tj}^{(d)} | \mathcal{E}] && \because \text{Assumption 2} \\
&= \sum_{j \in \mathcal{I}^{(d)}} w_j^{(n,d)} \cdot \mathbb{E}[Y_{tjd} | \mathcal{E}]. && \because \text{Assumption 1}
\end{aligned}$$

The third equality follows since $\langle u_t^{(d)}, v_n \rangle$ is deterministic conditioned on $\{u_t^{(d)}, v_n\}$. Recalling (10), one can verify (12) using the same the argument used to prove (11) but conditioning on the set of latent factors $\{u_t^{(d)}, v_n : t \in \mathcal{T}_{\text{post}}\}$ at the start rather than just $\{u_t^{(d)}, v_n\}$. \square

Appendix F: Helper Lemmas to Prove Theorem 2

In this section, we state and prove several helper lemmas to establish Theorem 2. All $O_p(\cdot)$ statements are with respect to the sequence $\min\{T_0, N_d\}$.

F.1. Perturbation of Singular Values

In Lemma 1, we argue that the singular values of $\mathbf{Y}_{\text{pre}, \mathcal{I}^{(d)}}$ and $\mathbb{E}[\mathbf{Y}_{\text{pre}, \mathcal{I}^{(d)}} | \mathcal{E}]$ are close. Recall that s_i and \widehat{s}_i are the singular values of $\mathbb{E}[\mathbf{Y}_{\text{pre}, \mathcal{I}^{(d)}} | \mathcal{E}]$ and $\mathbf{Y}_{\text{pre}, \mathcal{I}^{(d)}}$, respectively.

LEMMA 1. *Let Assumptions 1, 2, 3, 5, 6 and 7 hold. Conditioned on \mathcal{E} , we have for any $d, \zeta > 0$, and $i \leq \min\{T_0, N_d\}$,*

$$|s_i - \widehat{s}_i| \leq C\sigma \left(\sqrt{T_0} + \sqrt{N_d} + \zeta \right)$$

w.p. at least $1 - 2\exp(-\zeta^2)$, where $C > 0$ is an absolute constant.

Proof of Lemma 1. For ease of notation, we suppress the conditioning on \mathcal{E} for the remainder of the proof. To bound the gap between s_i and \widehat{s}_i , we recall the following well-known results.

LEMMA 2 (**Weyl's inequality**). *Given $\mathbf{A}, \mathbf{B} \in \mathbb{R}^{m \times n}$, let σ_i and $\widehat{\sigma}_i$ be the i -th singular values of \mathbf{A} and \mathbf{B} , respectively, in decreasing order and repeated by multiplicities. Then for all $i \leq \min\{m, n\}$,*

$$|\sigma_i - \widehat{\sigma}_i| \leq \|\mathbf{A} - \mathbf{B}\|_{\text{op}}.$$

LEMMA 3 (**Sub-Gaussian Matrices: Theorem 4.4.5 of Vershynin (2018)**). *Let $\mathbf{A} = [A_{ij}]$ be an $m \times n$ random matrix where the entries A_{ij} are independent, mean zero, sub-Gaussian random variables. Then for any $t > 0$, we have $\|\mathbf{A}\|_{\text{op}} \leq CK(\sqrt{m} + \sqrt{n} + t)$ w.p. at least $1 - 2\exp(-t^2)$. Here, $K = \max_{i,j} \|A_{ij}\|_{\psi_2}$ and $C > 0$ is an absolute constant.*

By Lemma 2, we have for any $i \leq \min\{T_0, N_d\}$, $|s_i - \widehat{s}_i| \leq \|\mathbf{Y}_{\text{pre}, \mathcal{I}^{(d)}} - \mathbb{E}[\mathbf{Y}_{\text{pre}, \mathcal{I}^{(d)}}]\|_{\text{op}}$. Recalling Assumption 5 and applying Lemma 3, we conclude for any $t > 0$ and some absolute constant $C > 0$, $|s_i - \widehat{s}_i| \leq C\sigma(\sqrt{T_0} + \sqrt{N_d} + t)$ w.p. at least $1 - 2\exp(-t^2)$. This completes the proof. \square

F.2. On the Rowspaces of the Pre- and Post-Intervention Expected Outcomes

Similar to Assumption 4, observe that Assumption 8 implies that there exists a $\beta^{(d)} \in \mathbb{R}^{T_0}$ such that

$$u_t^{(d)} = \sum_{\tau \in \mathcal{T}_{\text{pre}}} \beta_\tau^{(d)} \cdot u_\tau^{(0)}. \quad (27)$$

With this interpretation, we present a similar result to Theorem 1 that relates the rowspaces between the pre- and post-intervention expected outcomes.

LEMMA 4. *Given d , let Assumptions 1, 2, 3, and 8 hold. Then given $\beta^{(d)}$ as defined in (27), we have for all $t \in \mathcal{T}_{\text{post}}$ and $j \in [N]$,*

$$\mathbb{E}[Y_{tj} | \mathcal{E}] = \sum_{\tau \in \mathcal{T}_{\text{pre}}} \beta_\tau^{(d)} \cdot \mathbb{E}[Y_{\tau j} | \mathcal{E}].$$

Proof of Lemma 4. We have that

$$\begin{aligned}
\mathbb{E}[Y_{tjd}|\mathcal{E}] &= \mathbb{E}[Y_{tj}^{(d)}|\mathcal{E}] && \because \text{Assumption 1} \\
&= \mathbb{E}[\langle u_t^{(d)}, v_j \rangle + \varepsilon_{tj}^{(d)}|\mathcal{E}] && \because \text{Assumption 2} \\
&= \langle u_t^{(d)}, v_j \rangle|\mathcal{E} && \because \text{Assumption 3} \\
&= \langle \sum_{\tau \in \mathcal{T}_{\text{pre}}} \beta_\tau^{(d)} \cdot u_\tau^{(0)}, v_j \rangle|\mathcal{E} && \because \text{Assumption 8} \\
&= \sum_{\tau \in \mathcal{T}_{\text{pre}}} \beta_\tau^{(d)} \cdot \langle u_\tau^{(0)}, v_j \rangle|\mathcal{E} \\
&= \sum_{\tau \in \mathcal{T}_{\text{pre}}} \beta_\tau^{(d)} \cdot \mathbb{E}[\langle u_\tau^{(0)}, v_j \rangle + \varepsilon_{\tau j}^{(0)}|\mathcal{E}] && \because \text{Assumption 3} \\
&= \sum_{\tau \in \mathcal{T}_{\text{pre}}} \beta_\tau^{(d)} \cdot \mathbb{E}[Y_{\tau j}^{(0)}|\mathcal{E}] && \because \text{Assumption 2} \\
&= \sum_{\tau \in \mathcal{T}_{\text{pre}}} \beta_\tau^{(d)} \cdot \mathbb{E}[Y_{\tau j 0}|\mathcal{E}]. && \because \text{Assumption 1}
\end{aligned}$$

This completes the proof. \square

F.3. Rewriting Theorem 1 with the Minimum ℓ_2 -Norm Solution

The following result rewrites Theorem 1 via the minimum ℓ_2 -norm solution defined in (13).

LEMMA 5. *Given (n, d) , let the setup of Theorem 1 and Assumption 8 hold. Then,*

$$\theta_n^{(d)} = \frac{1}{T_1} \sum_{t \in \mathcal{T}_{\text{post}}} \sum_{j \in \mathcal{I}^{(d)}} \tilde{w}_j^{(n,d)} \cdot \mathbb{E}[Y_{tjd}|\mathcal{E}],$$

where $\tilde{w}^{(n,d)}$ is defined as in (13).

Proof of Lemma 5. Let $\mathbf{V}_{\text{post}} \in \mathbb{R}^{N_d \times r_{\text{post}}}$ denote the right singular vectors of $\mathbb{E}[\mathbf{Y}_{\text{post}, \mathcal{I}^{(d)}}]$. From Lemma 4, it follows that the rowspan of $\mathbb{E}[\mathbf{Y}_{\text{post}, \mathcal{I}^{(d)}}|\mathcal{E}]$ lies within that of $\mathbb{E}[\mathbf{Y}_{\text{pre}, \mathcal{I}^{(d)}}|\mathcal{E}]$. Hence,

$$\mathbf{V}_{\text{post}} = \mathbf{V}_{\text{pre}} \mathbf{V}_{\text{pre}}^\top \mathbf{V}_{\text{post}}. \quad (28)$$

Therefore, we have

$$\begin{aligned}
\mathbb{E}[\mathbf{Y}_{\text{post}, \mathcal{I}^{(d)}}] \cdot \tilde{w}^{(n,d)} &= \mathbb{E}[\mathbf{Y}_{\text{post}, \mathcal{I}^{(d)}}] \mathbf{V}_{\text{pre}} \mathbf{V}_{\text{pre}}^\top \cdot w^{(n,d)} \\
&= \mathbb{E}[\mathbf{Y}_{\text{post}, \mathcal{I}^{(d)}}] \cdot w^{(n,d)},
\end{aligned} \quad (29)$$

where we use (28) in the last equality. Hence, we conclude

$$\theta_n^{(d)} = \frac{1}{T_1} \sum_{t \in \mathcal{T}_{\text{post}}} \sum_{j \in \mathcal{I}^{(d)}} w_j^{(n,d)} \cdot \mathbb{E}[Y_{tjd}] = \frac{1}{T_1} \sum_{t \in \mathcal{T}_{\text{post}}} \sum_{j \in \mathcal{I}^{(d)}} \tilde{w}_j^{(n,d)} \cdot \mathbb{E}[Y_{tjd}].$$

The first equality follows from (12) in Theorem 1 and the second equality follows from (29). \square

F.4. Model Identification

LEMMA 6 (Corollary 4.1 of Agarwal, Shah and Shen (2021)). Given (n, d) , let Assumptions 1 to 8 hold. Further, suppose $k = r_{\text{pre}} = \text{rank}(\mathbb{E}[\mathbf{Y}_{\text{pre}, \mathcal{I}(d)} | \mathcal{E}])$, where k is defined as in (5). Then conditioned on \mathcal{E} , we have that

$$\widehat{w}^{(n,d)} - \widetilde{w}^{(n,d)} = O_p \left(\sqrt{\log(T_0 N_d)} \left[\frac{r_{\text{pre}}^{3/4}}{T_0^{1/4} N_d^{1/2}} + \frac{r_{\text{pre}}^{3/2}}{\min\{T_0, N_d\}} \right] \right).$$

Proof of Lemma 6. We first restate (Agarwal, Shah and Shen 2021, Corollary 4.1).

LEMMA 7 (Corollary 4.1 of Agarwal, Shah and Shen (2021)). Let the setup of Lemma 6 hold. Then w.p. at least $1 - O(1/(T_0 N_d)^{10})$,

$$\|\widehat{w}^{(n,d)} - \widetilde{w}^{(n,d)}\|_2^2 \leq C(\sigma) \cdot \log(T_0 N_d) \left(\frac{r_{\text{pre}}^{3/2}}{T_0^{1/2} N_d} + \frac{r_{\text{pre}}^3}{\min\{T_0, N_d\}^2} \right), \quad (30)$$

where $C(\sigma)$ is a constant that only depends on σ .

The proof follows by adapting the notation in Agarwal, Shah and Shen (2021) to that used in this article. In particular, $y = Y_{\text{pre}, n}$, $\mathbf{X} = \mathbb{E}[\mathbf{Y}_{\text{pre}, \mathcal{I}(d)}]$, $\widetilde{\mathbf{Z}} = \mathbf{Y}_{\text{pre}, \mathcal{I}(d)}$, $\widehat{\beta} = \widehat{w}^{(n,d)}$, $\beta^* = \widetilde{w}^{(n,d)}$, $T_0 = n$, $N_d = p$, $\rho = 1$, $d = 1$, where $y, \mathbf{X}, \widetilde{\mathbf{Z}}, \widehat{\beta}, \beta^*, n, p, \rho, d$ are the notations used in Agarwal, Shah and Shen (2021); since we do not consider missing values in this work, $\widetilde{\mathbf{Z}} = \mathbf{Z}$, where \mathbf{Z} is the notation used in Agarwal, Shah and Shen (2021). We also use the fact that $\mathbf{X}\beta^*$ in the notation of Agarwal, Shah and Shen (2021), i.e., $\mathbb{E}[\mathbf{Y}_{\text{pre}, \mathcal{I}(d)}] \cdot \widetilde{w}^{(n,d)}$ in our notation, equals $\mathbb{E}[Y_{\text{pre}, n}]$. This follows from

$$\mathbb{E}[Y_{\text{pre}, n}] = \mathbb{E}[\mathbf{Y}_{\text{pre}, \mathcal{I}(d)}] \cdot \widetilde{w}^{(n,d)}, \quad (31)$$

which follows from (11) in Theorem 1 and (29). We conclude by noting (30) gives our desired result. \square

LEMMA 8 (Lemma 19 of Agarwal, Agarwal and Vijaykumar (2023)). Given (n, d) , let Assumptions 1 to 8 hold. Then conditioned on \mathcal{E} , we have that

$$\|\widetilde{w}^{(n,d)}\|_2 \leq C \sqrt{\frac{r_{\text{pre}}}{N_d}}$$

for some constant $C > 0$. This immediately implies that $\|\widetilde{w}^{(n,d)}\|_1 \leq C\sqrt{r_{\text{pre}}}$.

Proof of Lemma 8. As in the proof of Lemma 6, the result immediately holds by matching notation to that of Agarwal, Agarwal and Vijaykumar (2023). \square

Appendix G: Proof of Theorem 2

Armed with our helper lemmas in Section F, we are ready to formally establish Theorem 2. We adopt the following notation. Recall $\mathcal{T}_{\text{post}} = \{T - T_1 + 1, \dots, T\}$. For any $t \in \mathcal{T}_{\text{post}}$, let $Y_{t, \mathcal{I}^{(d)}} = [Y_{tjd} : j \in \mathcal{I}^{(d)}] \in \mathbb{R}^{N_d}$ and $\varepsilon_{t, \mathcal{I}^{(d)}} = [\varepsilon_{tj}^{(d)} : j \in \mathcal{I}^{(d)}] \in \mathbb{R}^{N_d}$. Note that the rows of $\mathbf{Y}_{\text{post}, \mathcal{I}^{(d)}}$ are formed by $\{Y_{t, \mathcal{I}^{(d)}} : t \in \mathcal{T}_{\text{post}}\}$. Additionally, let $\Delta^{(n, d)} = \widehat{w}^{(n, d)} - \widetilde{w}^{(n, d)}$. Finally, for any matrix \mathbf{A} with orthonormal columns, let $\mathcal{P}_A = \mathbf{A}\mathbf{A}^\top$ denote the projection matrix onto the subspace spanned by the columns of \mathbf{A} . We recall that all $O_p(\cdot)$ statements are with respect to the sequence $\min(T_0, N_d)$.

Proof of Theorem 2. For ease of notation, we suppress the conditioning on \mathcal{E} throughout the proof. By (2) and Lemma 5 (implied by Theorem 1), we have

$$\begin{aligned} \widehat{\theta}_n^{(d)} - \theta_n^{(d)} &= \frac{1}{T_1} \sum_{t \in \mathcal{T}_{\text{post}}} (\langle Y_{t, \mathcal{I}^{(d)}}, \widehat{w}^{(n, d)} \rangle - \langle \mathbb{E}[Y_{t, \mathcal{I}^{(d)}}], \widetilde{w}^{(n, d)} \rangle) \\ &= \frac{1}{T_1} \sum_{t \in \mathcal{T}_{\text{post}}} (\langle \mathbb{E}[Y_{t, \mathcal{I}^{(d)}}], \Delta^{(n, d)} \rangle + \langle \varepsilon_{t, \mathcal{I}^{(d)}}, \widetilde{w}^{(n, d)} \rangle + \langle \varepsilon_{t, \mathcal{I}^{(d)}}, \Delta^{(n, d)} \rangle), \end{aligned} \quad (32)$$

where we have used $Y_{t, \mathcal{I}^{(d)}} = \mathbb{E}[Y_{t, \mathcal{I}^{(d)}}] + \varepsilon_{t, \mathcal{I}^{(d)}}$. From Lemma 4, it follows that $\mathbf{V}_{\text{post}} = \mathcal{P}_{V_{\text{pre}}} \mathbf{V}_{\text{post}}$, where \mathbf{V}_{pre} and \mathbf{V}_{post} are the right singular vectors of $\mathbb{E}[\mathbf{Y}_{\text{pre}, \mathcal{I}^{(d)}}]$ and $\mathbb{E}[\mathbf{Y}_{\text{post}, \mathcal{I}^{(d)}}]$, respectively. Hence, $\mathbb{E}[\mathbf{Y}_{\text{post}, \mathcal{I}^{(d)}}] = \mathbb{E}[\mathbf{Y}_{\text{post}, \mathcal{I}^{(d)}}] \mathcal{P}_{V_{\text{pre}}}$. As such, for any $t \in \mathcal{T}_{\text{post}}$,

$$\langle \mathbb{E}[Y_{t, \mathcal{I}^{(d)}}], \Delta^{(n, d)} \rangle = \langle \mathbb{E}[Y_{t, \mathcal{I}^{(d)}}], \mathcal{P}_{V_{\text{pre}}} \Delta^{(n, d)} \rangle. \quad (33)$$

Plugging (33) into (32) yields

$$\widehat{\theta}_n^{(d)} - \theta_n^{(d)} = \frac{1}{T_1} \sum_{t \in \mathcal{T}_{\text{post}}} (\langle \mathbb{E}[Y_{t, \mathcal{I}^{(d)}}], \mathcal{P}_{V_{\text{pre}}} \Delta^{(n, d)} \rangle + \langle \varepsilon_{t, \mathcal{I}^{(d)}}, \widetilde{w}^{(n, d)} \rangle + \langle \varepsilon_{t, \mathcal{I}^{(d)}}, \Delta^{(n, d)} \rangle). \quad (34)$$

Below, we bound the three terms on the right-hand side (RHS) of (34) separately.

Bounding term 1. By Cauchy-Schwartz inequality, observe that

$$\langle \mathbb{E}[Y_{t, \mathcal{I}^{(d)}}], \mathcal{P}_{V_{\text{pre}}} \Delta^{(n, d)} \rangle \leq \|\mathbb{E}[Y_{t, \mathcal{I}^{(d)}}]\|_2 \cdot \|\mathcal{P}_{V_{\text{pre}}} \Delta^{(n, d)}\|_2.$$

Under Assumption 6, we have $\|\mathbb{E}[Y_{t, \mathcal{I}^{(d)}}]\|_2 \leq \sqrt{N_d}$. As such,

$$\frac{1}{T_1} \sum_{t \in \mathcal{T}_{\text{post}}} \langle \mathbb{E}[Y_{t, \mathcal{I}^{(d)}}], \mathcal{P}_{V_{\text{pre}}} \Delta^{(n, d)} \rangle \leq \sqrt{N_d} \cdot \|\mathcal{P}_{V_{\text{pre}}} \Delta^{(n, d)}\|_2.$$

Hence, it remains to bound $\|\mathcal{P}_{V_{\text{pre}}} \Delta^{(n, d)}\|_2$. Towards this, we state the following lemma. Its proof can be found in Appendix G.1.

LEMMA 9. *Consider the setup of Theorem 2. Then,*

$$\mathcal{P}_{V_{\text{pre}}} \Delta^{(n, d)} = O_p \left(\frac{\sqrt{r_{\text{pre}}}}{\sqrt{N_d T_0^{\frac{1}{4}}}} + \frac{r_{\text{pre}}^{3/2} \sqrt{\log(T_0 N_d)}}{\sqrt{N_d} \cdot \min\{\sqrt{T_0}, \sqrt{N_d}\}} + \frac{r_{\text{pre}}^2 \sqrt{\log(T_0 N_d)}}{\min\{T_0^{3/2}, N_d^{3/2}\}} \right).$$

Using Lemma 9, we obtain

$$\begin{aligned} & \frac{1}{T_1} \sum_{t \in \mathcal{T}_{\text{post}}} \langle \mathbb{E}[Y_{t, \mathcal{I}(d)}], \mathcal{P}_{V_{\text{pre}}} \Delta^{(n,d)} \rangle \\ &= O_p \left(\frac{r_{\text{pre}}^{1/2}}{T_0^{1/4}} + \frac{r_{\text{pre}}^{3/2} \sqrt{\log(T_0 N_d)}}{\min\{\sqrt{T_0}, \sqrt{N_d}\}} + \frac{r_{\text{pre}}^2 \sqrt{N_d \log(T_0 N_d)}}{\min\{T_0^{3/2}, N_d^{3/2}\}} \right). \end{aligned} \quad (35)$$

This concludes the analysis for the first term.

Bounding term 2. We begin with a simple lemma, which immediately holds by Hoeffding's Lemma (Lemma 16).

LEMMA 10. *Let γ_t be a sequence of independent mean zero sub-Gaussian random variables with variance less than σ^2 . Then, for any vector $\mathbf{a} = (a_1, \dots, a_T) \in \mathbb{R}^T$, we have $\sum_{t=1}^T a_t \gamma_t = O_p(\sigma \|\mathbf{a}\|_2)$.*

By Assumptions 2 and 5, as well as Lemma 10, we have

$$\sum_{t \in \mathcal{T}_{\text{post}}} \langle \varepsilon_{t, \mathcal{I}(d)}, \tilde{w}^{(n,d)} \rangle = O_p \left(\sqrt{T_1} \|\tilde{w}^{(n,d)}\|_2 \right).$$

Here, we have used the fact that the components of $\langle \varepsilon_{t, \mathcal{I}(d)}, \tilde{w}^{(n,d)} \rangle$ are independent mean-zero sub-Gaussians and that $\varepsilon_{t, \mathcal{I}(d)}$ are independent across t . Then using Lemma 8, we have that

$$\frac{1}{T_1} \sum_{t \in \mathcal{T}_{\text{post}}} \langle \varepsilon_{t, \mathcal{I}(d)}, \tilde{w}^{(n,d)} \rangle = O_p \left(\sqrt{\frac{r_{\text{pre}}}{N_d T_1}} \right). \quad (36)$$

Bounding term 3. First, we define the event \mathcal{E}_1 as

$$\mathcal{E}_1 = \left\{ \|\Delta^{(n,d)}\|_2 = O \left(\sqrt{\log(T_0 N_d)} \left[\frac{r_{\text{pre}}^{3/4}}{T_0^{1/4} N_d^{1/2}} + \frac{r_{\text{pre}}^{3/2}}{\min\{T_0, N_d\}} \right] \right) \right\}.$$

By Lemma 6, \mathcal{E}_1 occurs w.h.p. Next, we define \mathcal{E}_2 as

$$\mathcal{E}_2 = \left\{ \sum_{t \in \mathcal{T}_{\text{post}}} \langle \varepsilon_{t, \mathcal{I}(d)}, \Delta^{(n,d)} \rangle = O \left(\sqrt{T_1 \log(T_0 N_d)} \left[\frac{r_{\text{pre}}^{3/4}}{T_0^{1/4} N_d^{1/2}} + \frac{r_{\text{pre}}^{3/2}}{\min\{T_0, N_d\}} \right] \right) \right\}.$$

Now, condition on \mathcal{E}_1 . Since $\widehat{w}^{(n,d)}$ only depends on $\mathbf{Y}_{\text{pre}, \mathcal{I}(d)}$ and $Y_{\text{pre}, n}$, it is independent of $\varepsilon_{t, \mathcal{I}(d)}$ for all $t \in \mathcal{T}_{\text{post}}$. Hence, Lemmas 6 and 10 imply $\mathcal{E}_2 | \mathcal{E}_1$ occurs w.h.p. Further, we note

$$\mathbb{P}(\mathcal{E}_2) = \mathbb{P}(\mathcal{E}_2 | \mathcal{E}_1) \mathbb{P}(\mathcal{E}_1) + \mathbb{P}(\mathcal{E}_2 | \mathcal{E}_1^c) \mathbb{P}(\mathcal{E}_1^c) \geq \mathbb{P}(\mathcal{E}_2 | \mathcal{E}_1) \mathbb{P}(\mathcal{E}_1). \quad (37)$$

Since \mathcal{E}_1 and $\mathcal{E}_2 | \mathcal{E}_1$ occur w.h.p, it follows from (37) that \mathcal{E}_2 occurs w.h.p. As a result,

$$\frac{1}{T_1} \sum_{t \in \mathcal{T}_{\text{post}}} \langle \varepsilon_{t, \mathcal{I}(d)}, \Delta^{(n,d)} \rangle = O_p \left(\frac{\sqrt{\log(T_0 N_d)}}{T_1^{1/2}} \left[\frac{r_{\text{pre}}^{3/4}}{T_0^{1/4} N_d^{1/2}} + \frac{r_{\text{pre}}^{3/2}}{\min\{T_0, N_d\}} \right] \right). \quad (38)$$

Collecting terms. Plugging (35), (36), (38) into (34), and simplifying gives our desired result. \square

G.1. Proof of Lemma 9

We introduce some helpful notation. Let $\mathbf{Y}_{\text{pre}, \mathcal{I}(d)}^{r_{\text{pre}}} = \sum_{\ell=1}^{r_{\text{pre}}} \widehat{s}_{\ell} \widehat{u}_{\ell} \widehat{v}_{\ell}^{\top}$ be the rank- r_{pre} -approximation of $\mathbf{Y}_{\text{pre}, \mathcal{I}(d)}$. More compactly, $\mathbf{Y}_{\text{pre}, \mathcal{I}(d)}^{r_{\text{pre}}} = \widehat{\mathbf{U}}_{\text{pre}} \widehat{\mathbf{S}}_{\text{pre}} \widehat{\mathbf{V}}_{\text{pre}}^{\top}$.

Proof of Lemma 9. To establish Lemma 9, consider the following decomposition:

$$\mathcal{P}_{V_{\text{pre}}} \Delta^{(n,d)} = (\mathcal{P}_{V_{\text{pre}}} - \mathcal{P}_{\widehat{V}_{\text{pre}}}) \Delta^{(n,d)} + \mathcal{P}_{\widehat{V}_{\text{pre}}} \Delta^{(n,d)}.$$

We proceed to bound each term separately.

Bounding term 1. Recall $\|\mathbf{A}v\|_2 \leq \|\mathbf{A}\|_{\text{op}} \cdot \|v\|_2$ for any $\mathbf{A} \in \mathbb{R}^{a \times b}$ and $v \in \mathbb{R}^b$. Thus,

$$\|(\mathcal{P}_{V_{\text{pre}}} - \mathcal{P}_{\widehat{V}_{\text{pre}}}) \Delta^{(n,d)}\|_2 \leq \|\mathcal{P}_{V_{\text{pre}}} - \mathcal{P}_{\widehat{V}_{\text{pre}}}\|_{\text{op}} \cdot \|\Delta^{(n,d)}\|_2. \quad (39)$$

To control (39), we state a helper lemma that bounds the distance between the subspaces spanned by the columns of \mathbf{V}_{pre} and $\widehat{\mathbf{V}}_{\text{pre}}$. Its proof is given in Appendix G.2.

LEMMA 11. *Consider the setup of Theorem 2. Then for any $\zeta > 0$, we have w.p. at least $1 - 2 \exp(-\zeta^2)$*

$$\|\mathcal{P}_{\widehat{V}_{\text{pre}}} - \mathcal{P}_{V_{\text{pre}}}\|_{\text{op}} \leq \frac{C\sigma(\sqrt{T_0} + \sqrt{N_d} + \zeta)}{s_{r_{\text{pre}}}},$$

where $s_{r_{\text{pre}}}$ is the r_{pre} -th singular value of $\mathbb{E}[\mathbf{Y}_{\text{pre}, \mathcal{I}(d)}]$ with $r_{\text{pre}} = \text{rank}(\mathbb{E}[\mathbf{Y}_{\text{pre}, \mathcal{I}(d)}])$, and $C > 0$ is an absolute constant.

Applying Lemma 11 with Assumption 7, we have

$$\|\mathcal{P}_{\widehat{V}_{\text{pre}}} - \mathcal{P}_{V_{\text{pre}}}\|_{\text{op}} = O_p \left(\frac{\sqrt{r_{\text{pre}}}}{\min\{\sqrt{T_0}, \sqrt{N_d}\}} \right). \quad (40)$$

Substituting (40) and the bound in Lemma 6 into (39), we obtain

$$(\mathcal{P}_{V_{\text{pre}}} - \mathcal{P}_{\widehat{V}_{\text{pre}}}) \Delta^{(n,d)} = O_p \left(\frac{\sqrt{r_{\text{pre}} \log(T_0 N_d)}}{\min\{\sqrt{T_0}, \sqrt{N_d}\}} \left[\frac{r_{\text{pre}}^{3/4}}{T_0^{1/4} N_d^{1/2}} + \frac{r_{\text{pre}}^{3/2}}{\min\{T_0, N_d\}} \right] \right). \quad (41)$$

Bounding term 2. Since $\widehat{\mathbf{V}}_{\text{pre}}$ is an isometry, it follows that

$$\|\mathcal{P}_{\widehat{V}_{\text{pre}}} \Delta^{(n,d)}\|_2^2 = \|\widehat{\mathbf{V}}_{\text{pre}}^{\top} \Delta^{(n,d)}\|_2^2. \quad (42)$$

We upper bound $\|\widehat{\mathbf{V}}_{\text{pre}}^{\top} \Delta^{(n,d)}\|_2^2$ as follows: consider

$$\|\mathbf{Y}_{\text{pre}, \mathcal{I}(d)}^{r_{\text{pre}}} \Delta^{(n,d)}\|_2^2 = (\widehat{\mathbf{V}}_{\text{pre}}^{\top} \Delta^{(n,d)})^{\top} \widehat{\mathbf{S}}_{r_{\text{pre}}}^2 (\widehat{\mathbf{V}}_{\text{pre}}^{\top} \Delta^{(n,d)}) \geq \widehat{s}_{r_{\text{pre}}}^2 \cdot \|\widehat{\mathbf{V}}_{\text{pre}}^{\top} \Delta^{(n,d)}\|_2^2. \quad (43)$$

Using (43) and (42) together implies

$$\|\mathcal{P}_{\widehat{V}_{\text{pre}}} \Delta^{(n,d)}\|_2^2 \leq \frac{\|\mathbf{Y}_{\text{pre},\mathcal{I}^{(d)}}^{r_{\text{pre}}} \Delta^{(n,d)}\|_2^2}{\widehat{\mathfrak{S}}_{r_{\text{pre}}}^2}. \quad (44)$$

To bound the numerator in (44), note

$$\begin{aligned} \|\mathbf{Y}_{\text{pre},\mathcal{I}^{(d)}}^{r_{\text{pre}}} \Delta^{(n,d)}\|_2^2 &\leq 2\|\mathbf{Y}_{\text{pre},\mathcal{I}^{(d)}}^{r_{\text{pre}}} \widehat{w}^{(n,d)} - \mathbb{E}[Y_{\text{pre},n}]\|_2^2 + 2\|\mathbb{E}[Y_{\text{pre},n}] - \mathbf{Y}_{\text{pre},\mathcal{I}^{(d)}}^{r_{\text{pre}}} \widetilde{w}^{(n,d)}\|_2^2 \\ &= 2\|\mathbf{Y}_{\text{pre},\mathcal{I}^{(d)}}^{r_{\text{pre}}} \widehat{w}^{(n,d)} - \mathbb{E}[Y_{\text{pre},n}]\|_2^2 + 2\|(\mathbb{E}[\mathbf{Y}_{\text{pre},\mathcal{I}^{(d)}}] - \mathbf{Y}_{\text{pre},\mathcal{I}^{(d)}}^{r_{\text{pre}}}) \widetilde{w}^{(n,d)}\|_2^2, \end{aligned} \quad (45)$$

where we have used (31). To further upper bound the the second term on the RHS above, we use the following inequality: for any $\mathbf{A} \in \mathbb{R}^{a \times b}$, $v \in \mathbb{R}^b$,

$$\|\mathbf{A}v\|_2 = \left\| \sum_{j=1}^b \mathbf{A}_{\cdot j} v_j \right\|_2 \leq \left(\max_{j \leq b} \|\mathbf{A}_{\cdot j}\|_2 \right) \cdot \left(\sum_{j=1}^b |v_j| \right) = \|\mathbf{A}\|_{2,\infty} \cdot \|v\|_1, \quad (46)$$

where $\|\mathbf{A}\|_{2,\infty} = \max_j \|\mathbf{A}_{\cdot j}\|_2$ and $\mathbf{A}_{\cdot j}$ represents the j -th column of \mathbf{A} . Thus,

$$\|(\mathbb{E}[\mathbf{Y}_{\text{pre},\mathcal{I}^{(d)}}] - \mathbf{Y}_{\text{pre},\mathcal{I}^{(d)}}^{r_{\text{pre}}}) \widetilde{w}^{(n,d)}\|_2^2 \leq \|\mathbb{E}[\mathbf{Y}_{\text{pre},\mathcal{I}^{(d)}}] - \mathbf{Y}_{\text{pre},\mathcal{I}^{(d)}}^{r_{\text{pre}}}\|_{2,\infty}^2 \cdot \|\widetilde{w}^{(n,d)}\|_1^2. \quad (47)$$

Substituting (45) into (44) and subsequently using (47) implies

$$\|\mathcal{P}_{\widehat{V}_{\text{pre}}} \Delta^{(n,d)}\|_2^2 \leq \frac{2}{\widehat{\mathfrak{S}}_{r_{\text{pre}}}^2} \left(\|\mathbf{Y}_{\text{pre},\mathcal{I}^{(d)}}^{r_{\text{pre}}} \widehat{w}^{(n,d)} - \mathbb{E}[Y_{\text{pre},n}]\|_2^2 + \|\mathbb{E}[\mathbf{Y}_{\text{pre},\mathcal{I}^{(d)}}] - \mathbf{Y}_{\text{pre},\mathcal{I}^{(d)}}^{r_{\text{pre}}}\|_{2,\infty}^2 \cdot \|\widetilde{w}^{(n,d)}\|_1^2 \right). \quad (48)$$

Next, we bound $\|\mathbf{Y}_{\text{pre},\mathcal{I}^{(d)}}^{r_{\text{pre}}} \widehat{w}^{(n,d)} - \mathbb{E}[Y_{\text{pre},n}]\|_2^2$. To this end, observe that

$$\begin{aligned} \|\mathbf{Y}_{\text{pre},\mathcal{I}^{(d)}}^{r_{\text{pre}}} \widehat{w}^{(n,d)} - Y_{\text{pre},n}\|_2^2 &= \|\mathbf{Y}_{\text{pre},\mathcal{I}^{(d)}}^{r_{\text{pre}}} \widehat{w}^{(n,d)} - \mathbb{E}[Y_{\text{pre},n}] - \varepsilon_{\text{pre},n}\|_2^2 \\ &= \|\mathbf{Y}_{\text{pre},\mathcal{I}^{(d)}}^{r_{\text{pre}}} \widehat{w}^{(n,d)} - \mathbb{E}[Y_{\text{pre},n}]\|_2^2 + \|\varepsilon_{\text{pre},n}\|_2^2 \\ &\quad - 2\langle \mathbf{Y}_{\text{pre},\mathcal{I}^{(d)}}^{r_{\text{pre}}} \widehat{w}^{(n,d)} - \mathbb{E}[Y_{\text{pre},n}], \varepsilon_{\text{pre},n} \rangle. \end{aligned} \quad (49)$$

By the optimality conditions of $\widehat{w}^{(n,d)}$ and (31), we have

$$\begin{aligned} \|\mathbf{Y}_{\text{pre},\mathcal{I}^{(d)}}^{r_{\text{pre}}} \widehat{w}^{(n,d)} - Y_{\text{pre},n}\|_2^2 &\leq \|\mathbf{Y}_{\text{pre},\mathcal{I}^{(d)}}^{r_{\text{pre}}} \widetilde{w}^{(n,d)} - Y_{\text{pre},n}\|_2^2 \\ &= \|\mathbf{Y}_{\text{pre},\mathcal{I}^{(d)}}^{r_{\text{pre}}} \widetilde{w}^{(n,d)} - \mathbb{E}[Y_{\text{pre},n}] - \varepsilon_{\text{pre},n}\|_2^2 \\ &= \|\mathbf{Y}_{\text{pre},\mathcal{I}^{(d)}}^{r_{\text{pre}}} \widetilde{w}^{(n,d)} - \mathbb{E}[\mathbf{Y}_{\text{pre},\mathcal{I}^{(d)}}] \widetilde{w}^{(n,d)} - \varepsilon_{\text{pre},n}\|_2^2 \\ &= \|(\mathbf{Y}_{\text{pre},\mathcal{I}^{(d)}}^{r_{\text{pre}}} - \mathbb{E}[\mathbf{Y}_{\text{pre},\mathcal{I}^{(d)}}]) \widetilde{w}^{(n,d)}\|_2^2 + \|\varepsilon_{\text{pre},n}\|_2^2 \\ &\quad - 2\langle \mathbf{Y}_{\text{pre},\mathcal{I}^{(d)}}^{r_{\text{pre}}} \widetilde{w}^{(n,d)} - \mathbb{E}[Y_{\text{pre},n}], \varepsilon_{\text{pre},n} \rangle. \end{aligned} \quad (50)$$

From (49) and (50), we have

$$\|\mathbf{Y}_{\text{pre},\mathcal{I}^{(d)}}^{r_{\text{pre}}} \widehat{w}^{(n,d)} - \mathbb{E}[Y_{\text{pre},n}]\|_2^2 \leq \|(\mathbf{Y}_{\text{pre},\mathcal{I}^{(d)}}^{r_{\text{pre}}} - \mathbb{E}[\mathbf{Y}_{\text{pre},\mathcal{I}^{(d)}}]) \widetilde{w}^{(n,d)}\|_2^2 + 2\langle \mathbf{Y}_{\text{pre},\mathcal{I}^{(d)}}^{r_{\text{pre}}} \Delta^{(n,d)}, \varepsilon_{\text{pre},n} \rangle$$

$$\begin{aligned} &\leq \|\mathbf{Y}_{\text{pre}, \mathcal{I}^{(d)}}^{r_{\text{pre}}} - \mathbb{E}[\mathbf{Y}_{\text{pre}, \mathcal{I}^{(d)}}]\|_{2, \infty}^2 \cdot \|\tilde{w}^{(n, d)}\|_1^2 \\ &\quad + 2\langle \mathbf{Y}_{\text{pre}, \mathcal{I}^{(d)}}^{r_{\text{pre}}} \Delta^{(n, d)}, \varepsilon_{\text{pre}, n} \rangle, \end{aligned} \quad (51)$$

where we used (46) in the second inequality above. Using (48) and (51), we obtain

$$\|\mathcal{P}_{\hat{V}_{\text{pre}}} \Delta^{(n, d)}\|_2^2 \leq \frac{4}{\hat{\sigma}_{r_{\text{pre}}}^2} \left(\|\mathbf{Y}_{\text{pre}, \mathcal{I}^{(d)}}^{r_{\text{pre}}} - \mathbb{E}[\mathbf{Y}_{\text{pre}, \mathcal{I}^{(d)}}]\|_{2, \infty}^2 \cdot \|\tilde{w}^{(n, d)}\|_1^2 + \langle \mathbf{Y}_{\text{pre}, \mathcal{I}^{(d)}}^{r_{\text{pre}}} \Delta^{(n, d)}, \varepsilon_{\text{pre}, n} \rangle \right). \quad (52)$$

We now state two helper lemmas that will help us conclude the proof. The proof of Lemmas 12 and 13 are given in Appendices G.3 and G.4, respectively.

LEMMA 12. *Let Assumptions 1, 2, 3, 5, 6, 7 hold. Suppose $k = r_{\text{pre}}$, where k is defined as in (5). Then conditioned on \mathcal{E} , we have*

$$\|\mathbf{Y}_{\text{pre}, \mathcal{I}^{(d)}}^{r_{\text{pre}}} - \mathbb{E}[\mathbf{Y}_{\text{pre}, \mathcal{I}^{(d)}}]\|_{2, \infty} = O_p \left(\frac{\sqrt{r_{\text{pre}} T_0 \log(T_0 N_d)}}{\min\{\sqrt{T_0}, \sqrt{N_d}\}} \right).$$

LEMMA 13. *Let Assumptions 1 to 7 hold. Then, given $\mathbf{Y}_{\text{pre}, \mathcal{I}^{(d)}}^{r_{\text{pre}}}$ and conditioned on \mathcal{E} , the following holds with respect to the randomness in $\varepsilon_{\text{pre}, n}$:*

$$\langle \mathbf{Y}_{\text{pre}, \mathcal{I}^{(d)}}^{r_{\text{pre}}} \Delta^{(n, d)}, \varepsilon_{\text{pre}, n} \rangle = O_p \left(r_{\text{pre}} + \sqrt{T_0} + \|\mathbf{Y}_{\text{pre}, \mathcal{I}^{(d)}}^{r_{\text{pre}}} - \mathbb{E}[\mathbf{Y}_{\text{pre}, \mathcal{I}^{(d)}}]\|_{2, \infty} \cdot \|\tilde{w}^{(n, d)}\|_1 \right).$$

Incorporating Lemmas 1, 8, 12, 13, and Assumption 7 into (52), we conclude

$$\begin{aligned} &\mathcal{P}_{\hat{V}_{\text{pre}}} \Delta^{(n, d)} \\ &= O_p \left(\frac{r_{\text{pre}} \|\tilde{w}^{(n, d)}\|_1 \sqrt{\log(T_0 N_d)}}{\sqrt{N_d} \cdot \min\{\sqrt{T_0}, \sqrt{N_d}\}} + \frac{r_{\text{pre}}}{\sqrt{N_d T_0}} + \frac{\sqrt{r_{\text{pre}}}}{\sqrt{N_d T_0}^{\frac{1}{4}}} + \frac{r_{\text{pre}}^{3/4} \|\tilde{w}^{(n, d)}\|_1^{1/2} \log^{1/4}(T_0 N_d)}{\sqrt{N_d T_0}^{1/4} \min\{T_0^{1/4}, N_d^{1/4}\}} \right) \\ &= O_p \left(\frac{\sqrt{r_{\text{pre}}}}{\sqrt{N_d T_0}^{\frac{1}{4}}} + \frac{r_{\text{pre}}^{3/2} \sqrt{\log(T_0 N_d)}}{\sqrt{N_d} \cdot \min\{\sqrt{T_0}, \sqrt{N_d}\}} \right). \end{aligned} \quad (53)$$

Collecting terms. Combining (41) and (53), we conclude

$$\begin{aligned} &\mathcal{P}_{V_{\text{pre}}} \Delta^{(n, d)} \\ &= O_p \left(\frac{\sqrt{r_{\text{pre}}}}{\sqrt{N_d T_0}^{\frac{1}{4}}} + \frac{r_{\text{pre}}^{3/2} \sqrt{\log(T_0 N_d)}}{\sqrt{N_d} \cdot \min\{\sqrt{T_0}, \sqrt{N_d}\}} + \frac{\sqrt{r_{\text{pre}} \log(T_0 N_d)}}{\min\{\sqrt{T_0}, \sqrt{N_d}\}} \left[\frac{r_{\text{pre}}^{3/4}}{T_0^{1/4} N_d^{1/2}} + \frac{r_{\text{pre}}^{3/2}}{\min\{T_0, N_d\}} \right] \right) \\ &= O_p \left(\frac{\sqrt{r_{\text{pre}}}}{\sqrt{N_d T_0}^{\frac{1}{4}}} + \frac{r_{\text{pre}}^{3/2} \sqrt{\log(T_0 N_d)}}{\sqrt{N_d} \cdot \min\{\sqrt{T_0}, \sqrt{N_d}\}} + \frac{r_{\text{pre}}^2 \sqrt{\log(T_0 N_d)}}{\min\{T_0^{3/2}, N_d^{3/2}\}} \right). \end{aligned}$$

□

G.2. Proof of Lemma 11

We recall the well-known singular subspace perturbation result by [Wedin \(1972\)](#).

LEMMA 14 (**Wedin's Theorem [Wedin \(1972\)](#)**). *Given $\mathbf{A}, \mathbf{B} \in \mathbb{R}^{m \times n}$, let $\mathbf{V}, \widehat{\mathbf{V}} \in \mathbb{R}^{n \times n}$ denote their respective right singular vectors. Further, let $\mathbf{V}_k \in \mathbb{R}^{n \times k}$ (respectively, $\widehat{\mathbf{V}}_k \in \mathbb{R}^{n \times k}$) correspond to the truncation of \mathbf{V} (respectively, $\widehat{\mathbf{V}}$), respectively, that retains the columns corresponding to the top k singular values of \mathbf{A} (respectively, \mathbf{B}). Let s_i represent the i -th singular value of \mathbf{A} . Then,*

$$\|\mathcal{P}_{\mathbf{V}_k} - \mathcal{P}_{\widehat{\mathbf{V}}_k}\|_{\text{op}} \leq \frac{2\|\mathbf{A} - \mathbf{B}\|_{\text{op}}}{s_k - s_{k+1}}.$$

Proof of Lemma 11. Recall that $\widehat{\mathbf{V}}_{\text{pre}}$ is formed by the top r_{pre} right singular vectors of $\mathbf{Y}_{\text{pre}, \mathcal{I}(d)}$ and \mathbf{V}_{pre} is formed by the top r_{pre} singular vectors of $\mathbb{E}[\mathbf{Y}_{\text{pre}, \mathcal{I}(d)}]$. Therefore, Lemma 14 gives

$$\|\mathcal{P}_{\widehat{\mathbf{V}}_{\text{pre}}} - \mathcal{P}_{\mathbf{V}_{\text{pre}}}\|_{\text{op}} \leq \frac{2\|\mathbf{Y}_{\text{pre}, \mathcal{I}(d)} - \mathbb{E}[\mathbf{Y}_{\text{pre}, \mathcal{I}(d)}]\|_{\text{op}}}{s_{r_{\text{pre}}}},$$

where we used $\text{rank}(\mathbb{E}[\mathbf{Y}_{\text{pre}, \mathcal{I}(d)}]) = r_{\text{pre}}$ and hence $s_{r_{\text{pre}}+1} = 0$. By Assumption 5 and Lemma 3, we can further bound the inequality above. In particular, for any $\zeta > 0$, we have w.p. at least $1 - 2\exp(-\zeta^2)$,

$$\|\mathcal{P}_{\widehat{\mathbf{V}}_{\text{pre}}} - \mathcal{P}_{\mathbf{V}_{\text{pre}}}\|_{\text{op}} \leq \frac{C\sigma(\sqrt{T_0} + \sqrt{N_d} + \zeta)}{s_{r_{\text{pre}}}},$$

where $C > 0$ is an absolute constant. □

G.3. Proof of Lemma 12

We first re-state Lemma 7.2 of [Agarwal, Shah and Shen \(2021\)](#).

LEMMA 15 (**Lemma 7.2 of [Agarwal, Shah and Shen \(2021\)](#)**). *Let the setup of Lemma 12 hold. Then w.p. at least $1 - O(1/(T_0 N_d)^{10})$,*

$$\begin{aligned} & \|\mathbb{E}[\mathbf{Y}_{\text{pre}, \mathcal{I}(d)}] - \mathbf{Y}_{\text{pre}, \mathcal{I}(d)}^{r_{\text{pre}}}\|_{2, \infty}^2 \\ & \leq C(\sigma) \left\{ \frac{(T_0 + N_d) \cdot (T_0 + \sqrt{T_0} \log(T_0 N_d))}{s_{r_{\text{pre}}}^2} + r_{\text{pre}} + \sqrt{r_{\text{pre}}} \log(T_0 N_d) \right\} + \frac{\log(T_0 N_d)}{N_d}, \end{aligned} \quad (54)$$

where $C(\sigma)$ is a constant that only depends on σ .

Proof of Lemma 12. We adapt the notation in [Agarwal, Shah and Shen \(2021\)](#) to that used in this paper. In particular, $\mathbf{X} = \mathbb{E}[\mathbf{Y}_{\text{pre}, \mathcal{I}(d)}]$, $\widetilde{\mathbf{Z}}^r = \mathbf{Y}_{\text{pre}, \mathcal{I}(d)}^{r_{\text{pre}}}$, where $\mathbf{X}, \widetilde{\mathbf{Z}}^r$ are the notations used in [Agarwal, Shah and Shen \(2021\)](#) with $r = r_{\text{pre}}$.

Next, we simplify (54) using Assumption 7. As such, w.p. at least $1 - O(1/(T_0 N_d)^{10})$,

$$\|\mathbb{E}[\mathbf{Y}_{\text{pre}, \mathcal{I}(d)}] - \mathbf{Y}_{\text{pre}, \mathcal{I}(d)}^{r_{\text{pre}}}\|_{2, \infty}^2 \leq C(\sigma) \left(\frac{r_{\text{pre}} T_0 \log(T_0 N_d)}{\min\{T_0, N_d\}} \right).$$

This concludes the proof of Lemma 12. □

G.4. Proof of Lemma 13

Throughout this proof, $C, c > 0$ will denote absolute constants, which can change from line to line or even within a line.

Proof of Lemma 13. Recall $\widehat{w}^{(n,d)} = \widehat{\mathbf{V}}_{\text{pre}} \widehat{\mathbf{S}}_{\text{pre}}^{-1} \widehat{\mathbf{U}}_{\text{pre}}^\top Y_{\text{pre},n}$ and $Y_{\text{pre},n} = \mathbb{E}[Y_{\text{pre},n}] + \varepsilon_{\text{pre},n}$. Thus,

$$\mathbf{Y}_{\text{pre},\mathcal{I}^{(d)}}^{r_{\text{pre}}} \widehat{w}^{(n,d)} = \widehat{\mathbf{U}}_{\text{pre}} \widehat{\mathbf{S}}_{\text{pre}} \widehat{\mathbf{V}}_{\text{pre}}^\top \widehat{\mathbf{V}}_{\text{pre}} \widehat{\mathbf{S}}_{\text{pre}}^{-1} \widehat{\mathbf{U}}_{\text{pre}}^\top Y_{\text{pre},n} = \mathcal{P}_{\widehat{\mathbf{U}}_{\text{pre}}} \mathbb{E}[Y_{\text{pre},n}] + \mathcal{P}_{\widehat{\mathbf{U}}_{\text{pre}}} \varepsilon_{\text{pre},n}. \quad (55)$$

We then obtain

$$\begin{aligned} \langle \mathbf{Y}_{\text{pre},\mathcal{I}^{(d)}}^{r_{\text{pre}}} (\widehat{w}^{(n,d)} - \widetilde{w}^{(n,d)}), \varepsilon_{\text{pre},n} \rangle &= \langle \mathcal{P}_{\widehat{\mathbf{U}}_{\text{pre}}} \mathbb{E}[Y_{\text{pre},n}], \varepsilon_{\text{pre},n} \rangle + \langle \mathcal{P}_{\widehat{\mathbf{U}}_{\text{pre}}} \varepsilon_{\text{pre},n}, \varepsilon_{\text{pre},n} \rangle \\ &\quad - \langle \widehat{\mathbf{U}}_{\text{pre}} \widehat{\mathbf{S}}_{\text{pre}} \widehat{\mathbf{V}}_{\text{pre}}^\top \widetilde{w}^{(n,d)}, \varepsilon_{\text{pre},n} \rangle. \end{aligned} \quad (56)$$

Note that $\varepsilon_{\text{pre},n}$ is independent of $\mathbf{Y}_{\text{pre},\mathcal{I}^{(d)}}$, and thus also independent of $\widehat{\mathbf{U}}_{\text{pre}}, \mathbf{Y}_{\text{pre},\mathcal{I}^{(d)}}^{r_{\text{pre}}}$. Therefore,

$$\mathbb{E} \left[\langle \mathcal{P}_{\widehat{\mathbf{U}}_{\text{pre}}} \mathbb{E}[Y_{\text{pre},n}], \varepsilon_{\text{pre},n} \rangle \right] = 0, \quad (57)$$

$$\mathbb{E} \left[\langle \widehat{\mathbf{U}}_{\text{pre}} \widehat{\mathbf{S}}_{\text{pre}} \widehat{\mathbf{V}}_{\text{pre}}^\top \widetilde{w}^{(n,d)}, \varepsilon_{\text{pre},n} \rangle \right] = 0 \quad (58)$$

Moreover, using the cyclic property of the trace operator, we obtain

$$\begin{aligned} \mathbb{E} \left[\langle \mathcal{P}_{\widehat{\mathbf{U}}_{\text{pre}}} \varepsilon_{\text{pre},n}, \varepsilon_{\text{pre},n} \rangle \right] &= \mathbb{E} \left[\varepsilon_{\text{pre},n}^\top \mathcal{P}_{\widehat{\mathbf{U}}_{\text{pre}}} \varepsilon_{\text{pre},n} \right] = \mathbb{E} \left[\text{tr} \left(\varepsilon_{\text{pre},n}^\top \mathcal{P}_{\widehat{\mathbf{U}}_{\text{pre}}} \varepsilon_{\text{pre},n} \right) \right] \\ &= \text{tr} \left(\mathbb{E} \left[\varepsilon_{\text{pre},n} \varepsilon_{\text{pre},n}^\top \right] \mathcal{P}_{\widehat{\mathbf{U}}_{\text{pre}}} \right) = \text{tr} \left(\sigma^2 \mathcal{P}_{\widehat{\mathbf{U}}_{\text{pre}}} \right) \\ &= \sigma^2 \cdot r_{\text{pre}}. \end{aligned}$$

Accordingly, we have

$$\mathbb{E} \left[\langle \mathbf{Y}_{\text{pre},\mathcal{I}^{(d)}}^{r_{\text{pre}}} \Delta^{(n,d)}, \varepsilon_{\text{pre},n} \rangle \right] = \sigma^2 \cdot r_{\text{pre}}. \quad (59)$$

Next, to obtain high probability bounds for the inner product term, we use the following lemmas, the proofs of which can be found in (Agarwal, Shah and Shen 2021, Appendix D).

LEMMA 16 (Modified Hoeffding's Lemma). *Let $X \in \mathbb{R}^n$ be r.v. with independent mean-zero sub-Gaussian random coordinates with $\|X_i\|_{\psi_2} \leq K$. Let $a \in \mathbb{R}^n$ be another random vector that satisfies $\|a\|_2 \leq b$ for some constant $b \geq 0$. Then for any $\zeta \geq 0$, $\mathbb{P} \left(\left| \sum_{i=1}^n a_i X_i \right| \geq \zeta \right) \leq 2 \exp \left(-\frac{c\zeta^2}{K^2 b^2} \right)$, where $c > 0$ is a universal constant.*

LEMMA 17 (Modified Hanson-Wright Inequality). *Let $X \in \mathbb{R}^n$ be a r.v. with independent mean-zero sub-Gaussian coordinates with $\|X_i\|_{\psi_2} \leq K$. Let $\mathbf{A} \in \mathbb{R}^{n \times n}$ be a random matrix satisfying $\|\mathbf{A}\|_{\text{op}} \leq a$ and $\|\mathbf{A}\|_F^2 \leq b$ for some $a, b \geq 0$. Then for any $\zeta \geq 0$,*

$$\mathbb{P} \left(\left| X^\top \mathbf{A} X - \mathbb{E}[X^\top \mathbf{A} X] \right| \geq \zeta \right) \leq 2 \exp \left\{ -c \min \left(\frac{\zeta^2}{K^4 b}, \frac{\zeta}{K^2 a} \right) \right\}.$$

Using Lemma 16 and (57), and Assumptions 2 and 5, it follows that for any $\zeta > 0$

$$\mathbb{P}\left(\langle \mathcal{P}_{\widehat{\mathcal{U}}_{\text{pre}}} \mathbb{E}[Y_{\text{pre},n}], \varepsilon_{\text{pre},n} \rangle \geq \zeta\right) \leq \exp\left(-\frac{c\zeta^2}{T_0\sigma^2}\right). \quad (60)$$

Note that the above also uses $\|\mathcal{P}_{\widehat{\mathcal{U}}_{\text{pre}}} \mathbb{E}[Y_{\text{pre},n}]\|_2 \leq \|\mathbb{E}[Y_{\text{pre},n}]\|_2 \leq \sqrt{T_0}$, which follows from the fact that $\|\mathcal{P}_{\widehat{\mathcal{U}}_{\text{pre}}}\|_{\text{op}} \leq 1$ and Assumption 6. Further, (60) implies

$$\langle \mathcal{P}_{\widehat{\mathcal{U}}_{\text{pre}}} \mathbb{E}[Y_{\text{pre},n}], \varepsilon_{\text{pre},n} \rangle = O_p\left(\sqrt{T_0}\right). \quad (61)$$

Similarly, using (58), we have for any $\zeta > 0$

$$\begin{aligned} & \mathbb{P}\left(\langle \widehat{\mathbf{U}}_{\text{pre}} \widehat{\mathbf{S}}_{\text{pre}} \widehat{\mathbf{V}}_{\text{pre}}^\top \widetilde{w}^{(n,d)}, \varepsilon_{\text{pre},n} \rangle \geq \zeta\right) \\ & \leq \exp\left\{-\frac{c\zeta^2}{\sigma^2(T_0 + \|\mathbf{Y}_{\text{pre},\mathcal{I}^{(d)}}^{r_{\text{pre}}}\|_{2,\infty} - \mathbb{E}[\mathbf{Y}_{\text{pre},\mathcal{I}^{(d)}}])\|_{2,\infty}^2 \cdot \|\widetilde{w}^{(n,d)}\|_1^2}\right\}, \end{aligned} \quad (62)$$

where we use the fact that

$$\begin{aligned} \|\widehat{\mathbf{U}}_{\text{pre}} \widehat{\mathbf{S}}_{\text{pre}} \widehat{\mathbf{V}}_{\text{pre}}^\top \widetilde{w}^{(n,d)}\|_2 &= \|\mathbf{Y}_{\text{pre},\mathcal{I}^{(d)}}^{r_{\text{pre}}} \widetilde{w}^{(n,d)} \pm \mathbb{E}[Y_{\text{pre},n}]\|_2 \\ &= \|(\mathbf{Y}_{\text{pre},\mathcal{I}^{(d)}}^{r_{\text{pre}}} - \mathbb{E}[\mathbf{Y}_{\text{pre},\mathcal{I}^{(d)}}])\widetilde{w}^{(n,d)} + \mathbb{E}[Y_{\text{pre},n}]\|_2 \\ &\leq \|(\mathbf{Y}_{\text{pre},\mathcal{I}^{(d)}}^{r_{\text{pre}}} - \mathbb{E}[\mathbf{Y}_{\text{pre},\mathcal{I}^{(d)}}])\widetilde{w}^{(n,d)}\|_2 + \|\mathbb{E}[Y_{\text{pre},n}]\|_2 \\ &\leq \|\mathbf{Y}_{\text{pre},\mathcal{I}^{(d)}}^{r_{\text{pre}}} - \mathbb{E}[\mathbf{Y}_{\text{pre},\mathcal{I}^{(d)}}]\|_{2,\infty} \cdot \|\widetilde{w}^{(n,d)}\|_1 + \sqrt{T_0}. \end{aligned}$$

In the inequalities above, we use $\mathbb{E}[\mathbf{Y}_{\text{pre},\mathcal{I}^{(d)}}] \cdot \widetilde{w}^{(n,d)} = \mathbb{E}[\mathbf{Y}_{\text{pre},\mathcal{I}^{(d)}}] \cdot w^{(n,d)} = \mathbb{E}[Y_{\text{pre},n}]$, which follows from (29) and (46). Then, (62) implies

$$\langle \widehat{\mathbf{U}}_{\text{pre}} \widehat{\mathbf{S}}_{\text{pre}} \widehat{\mathbf{V}}_{\text{pre}}^\top \widetilde{w}^{(n,d)}, \varepsilon_{\text{pre},n} \rangle = O_p\left(\|\mathbf{Y}_{\text{pre},\mathcal{I}^{(d)}}^{r_{\text{pre}}} - \mathbb{E}[\mathbf{Y}_{\text{pre},\mathcal{I}^{(d)}}]\|_{2,\infty} \cdot \|\widetilde{w}^{(n,d)}\|_1 + \sqrt{T_0}\right) \quad (63)$$

Finally, using Lemma 17, (59), Assumptions 2 and 5, we have for any $\zeta > 0$

$$\mathbb{P}\left(\langle \mathcal{P}_{\widehat{\mathcal{U}}_{\text{pre}}} \varepsilon_{\text{pre},n}, \varepsilon_{\text{pre},n} \rangle \geq \sigma^2 r_{\text{pre}} + \zeta\right) \leq \exp\left\{-c \min\left(\frac{\zeta^2}{\sigma^4 r_{\text{pre}}}, \frac{\zeta}{\sigma^2}\right)\right\}, \quad (64)$$

where we have used $\|\mathcal{P}_{\widehat{\mathcal{U}}_{\text{pre}}}\|_{\text{op}} \leq 1$ and $\|\mathcal{P}_{\widehat{\mathcal{U}}_{\text{pre}}}\|_F^2 = r_{\text{pre}}$. Then, (64) implies

$$\langle \mathcal{P}_{\widehat{\mathcal{U}}_{\text{pre}}} \varepsilon_{\text{pre},n}, \varepsilon_{\text{pre},n} \rangle = O_p(r_{\text{pre}}). \quad (65)$$

From (56), (61), (63), and (65), we arrive at our desired result. \square

Appendix H: Proof of Theorem 3

Recall our notation: $\mathcal{T}_{\text{post}} = \{T - T_1 + 1, \dots, T\}$ and $\Delta^{(n,d)} = \widehat{w}^{(n,d)} - \widetilde{w}^{(n,d)}$.

Proof of Theorem 3. For ease of notation, we suppress the conditioning on \mathcal{E} for the remainder of the proof. We will prove each statement in Theorem 3 separately.

- (a) *Proof of (16).* We scale the left-hand side (LHS) of (34) by $\sqrt{T_1}/(\sigma\|\widetilde{w}^{(n,d)}\|_2)$ and analyze each of the three terms on the right-hand side (RHS) of (34) separately.

To address the first term on the RHS of (34), observe that (15) immediately gives

$$\frac{1}{\sqrt{T_1}\sigma\|\widetilde{w}^{(n,d)}\|_2} \sum_{t \in \mathcal{T}_{\text{post}}} \langle \mathbb{E}[Y_{t,\mathcal{I}(d)}], \mathcal{P}_{V_{\text{pre}}} \Delta^{(n,d)} \rangle = o_p(1). \quad (66)$$

For the second term on the RHS of (34), note that $\langle \varepsilon_{t,\mathcal{I}(d)}, \widetilde{w}^{(n,d)} \rangle$ are independent across t . Note that $\langle \varepsilon_{t,\mathcal{I}(d)}, \widetilde{w}^{(n,d)} \rangle / (\sigma\|\widetilde{w}^{(n,d)}\|_2)$ is a sub-Gaussian random variable with variance equal to 1 and sub-Gaussian norm less than some constant $C > 0$. It is easy to verify that the Lyapunov condition (Billingsley 1986) for $\delta = 1$ holds, and hence the Lyapunov Central Limit Theorem yields

$$\frac{1}{\sqrt{T_1}} \sum_{t \in \mathcal{T}_{\text{post}}} \left\langle \varepsilon_{t,\mathcal{I}(d)}, \frac{\widetilde{w}^{(n,d)}}{\sigma\|\widetilde{w}^{(n,d)}\|_2} \right\rangle \xrightarrow{d} \mathcal{N}(0, 1). \quad (67)$$

as $T_1 \rightarrow \infty$.

For the third term on the RHS of (34), we scale the RHS of (38) by $\sqrt{T_1}/(\sigma\|\widetilde{w}^{(n,d)}\|_2)$ and recall (14). This yields

$$\frac{1}{\sqrt{T_1}\sigma\|\widetilde{w}^{(n,d)}\|_2} \sum_{t \in \mathcal{T}_{\text{post}}} \langle \varepsilon_{t,\mathcal{I}(d)}, \Delta^{(n,d)} \rangle = o_p(1). \quad (68)$$

Collecting (66), (67), (68), we establish (16).

- (b) *Proof of (17).* Using the definition of $\widehat{w}^{(n,d)}$ in (5), we have $\mathbf{Y}_{\text{pre},\mathcal{I}(d)} \widehat{w}^{(n,d)} = \mathbf{Y}_{\text{pre},\mathcal{I}(d)}^{r_{\text{pre}}} \widehat{w}^{(n,d)}$, where we recall that $\mathbf{Y}_{\text{pre},\mathcal{I}(d)}^{r_{\text{pre}}}$ retains the top r_{pre} components of $\mathbf{Y}_{\text{pre},\mathcal{I}(d)}$. Substituting this equality into our definition of $\widehat{\sigma}^2$ in (4), we obtain

$$\widehat{\sigma}^2 = \frac{1}{T_0} \|\mathbf{Y}_{\text{pre},n} - \mathbf{Y}_{\text{pre},\mathcal{I}(d)}^{r_{\text{pre}}} \widehat{w}^{(n,d)}\|_2^2.$$

Next, observe that

$$\begin{aligned} \|\mathbf{Y}_{\text{pre},n} - \mathbf{Y}_{\text{pre},\mathcal{I}(d)}^{r_{\text{pre}}} \cdot \widehat{w}^{(n,d)}\|_2^2 &= \|\mathbb{E}[\mathbf{Y}_{\text{pre},n}] - \mathbf{Y}_{\text{pre},\mathcal{I}(d)}^{r_{\text{pre}}} \cdot \widehat{w}^{(n,d)}\|_2^2 + \|\varepsilon_{\text{pre},n}\|_2^2 \\ &\quad + 2\langle \varepsilon_{\text{pre},n}, (\mathbb{E}[\mathbf{Y}_{\text{pre},n}] - \mathbf{Y}_{\text{pre},\mathcal{I}(d)}^{r_{\text{pre}}} \cdot \widehat{w}^{(n,d)}) \rangle. \end{aligned} \quad (69)$$

Below, we analyze each term on the RHS of (69) separately.

Bounding $\|\mathbb{E}[Y_{\text{pre},n}] - \mathbf{Y}_{\text{pre},\mathcal{I}^{(d)}}^{r_{\text{pre}}} \widehat{w}^{(n,d)}\|_2$. In order to control this term, we incorporate Lemmas 12 and 13 into the bound in (51) to obtain

$$\frac{1}{\sqrt{T_0}} \left(\mathbb{E}[Y_{\text{pre},n}] - \mathbf{Y}_{\text{pre},\mathcal{I}^{(d)}}^{r_{\text{pre}}} \widehat{w}^{(n,d)} \right) = O_p \left(\frac{\sqrt{r_{\text{pre}}}}{\sqrt{T_0}} + \frac{\sqrt{r_{\text{pre}} \log(T_0 N_d)} \|\widehat{w}^{(n,d)}\|_1}{\min\{\sqrt{T_0}, \sqrt{N_d}\}} \right). \quad (70)$$

Bounding $\|\varepsilon_{\text{pre},n}\|_2$. From Assumption 5, we have that the entries of $\varepsilon_{\text{pre},n}$ are independent mean zero sub-Gaussian random variables with expectation of $\varepsilon_{\text{pre},n,t}^2$ given by σ^2 for $t \in [T_0]$. It follows from (Vershynin 2018, Theorem 3.1.1) that

$$\frac{1}{T_0} \|\varepsilon_{\text{pre},n}\|_2^2 - \sigma^2 = O_p \left(\frac{1}{\sqrt{T_0}} \right). \quad (71)$$

Bounding $\langle \varepsilon_{\text{pre},n}, (\mathbb{E}[Y_{\text{pre},n}] - \mathbf{Y}_{\text{pre},\mathcal{I}^{(d)}}^{r_{\text{pre}}} \cdot \widehat{w}^{(n,d)}) \rangle$. From (55), we obtain the following: $\mathbf{Y}_{\text{pre},\mathcal{I}^{(d)}}^{r_{\text{pre}}} \widehat{w}^{(n,d)} = \mathcal{P}_{\widehat{U}_{\text{pre}}}(\mathbb{E}[Y_{\text{pre},n}] + \varepsilon_{\text{pre},n})$. Hence,

$$\begin{aligned} \langle \varepsilon_{\text{pre},n}, (\mathbb{E}[Y_{\text{pre},n}] - \mathbf{Y}_{\text{pre},\mathcal{I}^{(d)}}^{r_{\text{pre}}} \cdot \widehat{w}^{(n,d)}) \rangle &= \langle \varepsilon_{\text{pre},n}, \mathbb{E}[Y_{\text{pre},n}] \rangle - \langle \varepsilon_{\text{pre},n}, \mathcal{P}_{\widehat{U}_{\text{pre}}} \mathbb{E}[Y_{\text{pre},n}] \rangle \\ &\quad - \langle \varepsilon_{\text{pre},n}, \mathcal{P}_{\widehat{U}_{\text{pre}}} \varepsilon_{\text{pre},n} \rangle. \end{aligned} \quad (72)$$

By Lemma 16 and Assumption 5, it follows that for any $\zeta > 0$

$$\mathbb{P} \left(\langle \varepsilon_{\text{pre},n}, \mathbb{E}[Y_{\text{pre},n}] \rangle \geq \zeta \right) \leq \exp \left(-\frac{c\zeta^2}{T_0\sigma^2} \right), \quad (73)$$

$$\mathbb{P} \left(\langle \varepsilon_{\text{pre},n}, \mathcal{P}_{\widehat{U}_{\text{pre}}} \mathbb{E}[Y_{\text{pre},n}] \rangle \geq \zeta \right) \leq \exp \left(-\frac{c\zeta^2}{T_0\sigma^2} \right). \quad (74)$$

Note that we have used $\|\mathcal{P}_{\widehat{U}_{\text{pre}}}\|_{\text{op}} \leq 1$ and Assumption 6 to obtain $\|\mathcal{P}_{\widehat{U}_{\text{pre}}} \mathbb{E}[Y_{\text{pre},n}]\|_2 \leq \|\mathbb{E}[Y_{\text{pre},n}]\|_2 \leq \sqrt{T_0}$. Together, (73) and (74) then imply that

$$\langle \varepsilon_{\text{pre},n}, \mathbb{E}[Y_{\text{pre},n}] \rangle = O_p \left(\sqrt{T_0} \right), \quad \langle \varepsilon_{\text{pre},n}, \mathcal{P}_{\widehat{U}_{\text{pre}}} \mathbb{E}[Y_{\text{pre},n}] \rangle = O_p \left(\sqrt{T_0} \right). \quad (75)$$

From (64), we have for any $\zeta > 0$,

$$\mathbb{P} \left(\langle \varepsilon_{\text{pre},n}, \mathcal{P}_{\widehat{U}_{\text{pre}}} \varepsilon_{\text{pre},n} \rangle \geq \sigma^2 r_{\text{pre}} + \zeta \right) \leq \exp \left\{ -c \min \left(\frac{\zeta^2}{\sigma^4 r_{\text{pre}}}, \frac{\zeta}{\sigma^2} \right) \right\},$$

which implies that

$$\langle \varepsilon_{\text{pre},n}, \mathcal{P}_{\widehat{U}_{\text{pre}}} \varepsilon_{\text{pre},n} \rangle = O_p(r_{\text{pre}}). \quad (76)$$

Plugging (75) and (76) into (72), we obtain

$$\frac{1}{T_0} \langle \varepsilon_{\text{pre},n}, (\mathbb{E}[Y_{\text{pre},n}] - \mathbf{Y}_{\text{pre},\mathcal{I}^{(d)}}^{r_{\text{pre}}} \cdot \widehat{w}^{(n,d)}) \rangle = O_p \left(\frac{r_{\text{pre}}}{T_0} + \frac{1}{\sqrt{T_0}} \right). \quad (77)$$

Collecting terms. Normalizing (69) by T_0 and subsequently incorporating the bounds in (70), (71), and (77), we conclude

$$\hat{\sigma}^2 - \sigma^2 = O_p \left(\frac{r_{\text{pre}}}{T_0} + \frac{r_{\text{pre}} \log(T_0 N_d) \|\tilde{w}^{(n,d)}\|_1^2}{\min\{T_0, N_d\}} \right).$$

The proof is complete by applying Lemma 8.

(c) *Proof of (18).* The result is immediate from Lemma 6. □

Appendix I: A Slight Modification to the PCR Variant of SI

As discussed in Section 5.3, we have not formally shown that the $\hat{w}^{(n,d)}$ produced from (5) of the PCR variant of SI satisfies (15) of Theorem 3. Accordingly, we present a slight modification to the PCR variant of the SI estimator and show that this strategy obeys our desired condition in (15).

I.1. Description of Estimator

We recall the notation set in Section 3. At a high-level, the modified estimator proceeds in the exact same manner as described in Section 3.1 with one change to (5) of step (i).

Let $\mathbf{Y}_{\text{pre}, \mathcal{I}^{(d)}}^k = \sum_{\ell=1}^k \hat{s}_\ell \hat{u}_\ell \hat{v}_\ell^\top$ denote the rank- k -approximation of $\mathbf{Y}_{\text{pre}, \mathcal{I}^{(d)}}$. We then construct a sub-sampled matrix that retains the columns of $\mathbf{Y}_{\text{pre}, \mathcal{I}^{(d)}}^k$ within an index set $\Omega \subset \mathcal{I}^{(d)}$. We denote the resulting matrix as $\mathbf{Y}_{\text{pre}, \mathcal{I}^{(d)}}^{(k, \Omega)} \in \mathbb{R}^{T_0 \times |\Omega|}$. Next, we replace (5) with

$$\hat{w}^{(n,d,\Omega)} = \left(\mathbf{Y}_{\text{pre}, \mathcal{I}^{(d)}}^{(k, \Omega)} \right)^\dagger \mathbf{Y}_{\text{pre}, n} \in \mathbb{R}^{|\Omega|}, \quad (78)$$

where \dagger denotes the pseudoinverse. In words, $\mathbf{Y}_{\text{pre}, \mathcal{I}^{(d)}}^{(k, \Omega)}$ retains the de-noised pre-intervention outcomes associated with a subset of the units in $\mathcal{I}^{(d)}$; the target unit is then represented by a linear composition defined over $\hat{w}^{(n,d,\Omega)}$ of these selected units. The rest of the modified estimator continues as described in steps (ii) and (iii) of Section 3.1 with $\hat{w}^{(n,d,\Omega)}$ defined as in (78) and $\mathbf{Y}_{\text{post}, \mathcal{I}^{(d)}}^\Omega \in \mathbb{R}^{T_1 \times |\Omega|}$ defined as the sub-matrix that retains the columns of $\mathbf{Y}_{\text{post}, \mathcal{I}^{(d)}}$ within Ω .

I.2. Theoretical Implications

As in Section 5, we consider a single (n, d) pair. To present the theory associated with our modified estimator, we introduce some notation. Let $\mathbf{V}_{\mathcal{I}^{(d)}} = [v_j : j \in \mathcal{I}^{(d)}] \in \mathbb{R}^{N_d \times r}$. We define $\mathbf{V}_{\mathcal{I}^{(d)}}^\Omega \in \mathbb{R}^{|\Omega| \times r}$ as the sub-sampled matrix that retains the rows of $\mathbf{V}_{\mathcal{I}^{(d)}}$ within Ω .

We reemphasize that our donor set is now defined with respect to $\Omega \subset \mathcal{I}^{(d)}$. To adapt the results in Section 5 to our new setting, we note that if Ω is chosen such that $\text{span}\{v_j : j \in \Omega\}$ is an r_{pre} -dimensional subspace of \mathbb{R}^{N_d} , i.e., $\text{rank}(\mathbf{V}_{\mathcal{I}^{(d)}}^\Omega) = r_{\text{pre}}$, then there exists a $w^{(n,d,\Omega)} \in \mathbb{R}^{|\Omega|}$ such that

$$v_n = \mathbf{V}_{\mathcal{I}^{(d)}}^\top \cdot w_j^{(n,d)} = \left(\mathbf{V}_{\mathcal{I}^{(d)}}^\Omega \right)^\top \cdot w_j^{(n,d,\Omega)}, \quad (79)$$

where $w^{(n,d)} \in \mathbb{R}^{N_d}$ is defined as in Assumption 4 (and Theorem 1).

Intuitively, our modified strategy anchors on the concept that only r_{pre} donors are needed to recreate our target unit n since $\mathbf{V}_{\mathcal{I}(d)}$ has rank r_{pre} ; hence, it suffices to use a subset of donors defined over Ω rather than utilizing all N_d donor units, provided Ω is chosen such that (79) holds. With this intuition, we are now ready to present the main result of this section. Below, let $\mathbf{M}_{\text{pre},\mathcal{I}(d)} = \mathbb{E}[\mathbf{Y}_{\text{pre},\mathcal{I}(d)} \mid \mathcal{E}]$ and define $\mathbf{M}_{\text{pre},\mathcal{I}(d)}^\Omega \in \mathbb{R}^{T_0 \times |\Omega|}$ as the sub-sampled matrix that retains the columns of $\mathbf{M}_{\text{pre},\mathcal{I}(d)}$ within Ω .

LEMMA 18. *Given (n, d) , let Assumptions 1 to 8 hold. Consider the modified PCR variant of SI with $\widehat{w}^{(n,d,\Omega)}$ and $w^{(n,d,\Omega)}$ defined as in (78) and (79), respectively. Suppose k and Ω are chosen such that for appropriate constant C , we have*

- (i) $k = r_{\text{pre}} = \text{rank}(\mathbf{M}_{\text{pre},\mathcal{I}(d)})$,
- (ii) $|\Omega| = r_{\text{pre}}$ with $\text{rank}(\mathbf{Y}_{\text{pre},\mathcal{I}(d)}^{(r_{\text{pre}},\Omega)}) = r_{\text{pre}}$ and $\text{rank}(\mathbf{M}_{\text{pre},\mathcal{I}(d)}^\Omega) = r_{\text{pre}}$,
- (iii) Assumption 7 holds with respect to $\mathbf{M}_{\text{pre},\mathcal{I}(d)}^\Omega$ and $s_{r_{\text{pre}}}^\Omega \geq C\sigma\sqrt{T_0}$,
- (iv) $N_d < T_0$,
- (v) $\|w^{(n,d,\Omega)}\|_2 \geq Cr_{\text{pre}}^{-1/2}$,
- (vi) $r_{\text{pre}}^2 = o\left(\frac{\min\{T_0, N_d, T_0^{1/4}N_d^{1/2}\}}{\sqrt{\log(T_0N_d)}}\right)$,
- (vii) $T_1 = o\left(\min\left\{\frac{N_d}{\log(T_0N_d)r_{\text{pre}}^4}, \frac{T_0^{1/2}}{r_{\text{pre}}^2}\right\}\right)$.

Then conditioned on \mathcal{E} and Ω , we have that

$$\frac{r_{\text{pre}}^{3/2} \sqrt{\log(T_0N_d)}}{\|w^{(n,d,\Omega)}\|_2 \cdot \min\{T_0, N_d, T_0^{1/4}N_d^{1/2}\}} = o(1), \quad (80)$$

and (iii)

$$\frac{1}{\sqrt{T_1}\|w^{(n,d,\Omega)}\|_2} \sum_{t \in \mathcal{T}_{\text{post}}} \left\langle \mathbb{E}[Y_{t,\mathcal{I}(d)}^\Omega], \left(\mathbf{M}_{\text{pre},\mathcal{I}(d)}^\Omega\right)^\dagger \mathbf{M}_{\text{pre},\mathcal{I}(d)}^\Omega (\widehat{w}^{(n,d,\Omega)} - w^{(n,d,\Omega)}) \right\rangle = o_p(1). \quad (81)$$

where $\mathbb{E}[Y_{t,\mathcal{I}(d)}^\Omega] = [\mathbb{E}[Y_{tjd}^\Omega] : j \in \Omega] \in \mathbb{R}^{r_{\text{pre}}}$ and $O_p(\cdot)$ is defined with respect to the sequence N_d . That is, conditions (14) and (15) of Theorem 3 hold for the modified PCR variant of SI.

We note that $(\mathbf{M}_{\text{pre},\mathcal{I}(d)}^\Omega)^\dagger \mathbf{M}_{\text{pre},\mathcal{I}(d)}^\Omega$ is exactly the projection onto the row space of $\mathbf{M}_{\text{pre},\mathcal{I}(d)}^\Omega$, analogous to how $\mathbf{V}_{\text{pre}}\mathbf{V}_{\text{pre}}^\top$ is defined in (15).

Lemma 18 states that the modified PCR-based SI estimator satisfies the condition (15) required in Theorem 3 to achieve asymptotic normality. In particular, it proves a stronger condition as it does not require T_1 to be growing. As such, Theorem 3 holds for our modified estimator, which enables us to conduct valid inference via the confidence interval (3) of Section 3.

I.3. Proof of Lemma 18

We state the proof of Lemma 18, which is an adaptation of the proof of Lemma 9 in Appendix G.1.

Proof of Lemma 18. Below we establish (80) and (81) hold.

- (a) *Proof of (80).* Holds immediately given conditions (v) and (vi) in the lemma statement.
- (b) *Proof of (81).* By condition (ii), the rowspaces of both $\mathbf{Y}_{\text{pre}, \mathcal{I}^{(d)}}^{(r_{\text{pre}}, \Omega)}$ and $\mathbf{M}_{\text{pre}, \mathcal{I}^{(d)}}^\Omega$ span all of $\mathbb{R}^{r_{\text{pre}}}$. Hence, the orthogonal projection matrices onto their rowspaces obey

$$\left(\mathbf{Y}_{\text{pre}, \mathcal{I}^{(d)}}^{(r_{\text{pre}}, \Omega)}\right)^\dagger \mathbf{Y}_{\text{pre}, \mathcal{I}^{(d)}}^{(r_{\text{pre}}, \Omega)} = \left(\mathbf{M}_{\text{pre}, \mathcal{I}^{(d)}}^\Omega\right)^\dagger \mathbf{M}_{\text{pre}, \mathcal{I}^{(d)}}^\Omega = \mathbf{I}_{r_{\text{pre}}}, \quad (82)$$

where $\mathbf{I}_{r_{\text{pre}}}$ denotes the $r_{\text{pre}} \times r_{\text{pre}}$ -dimensional identity matrix. The remainder of this proof is dedicated to bounding $\Delta^{(n, d, \Omega)} = \|\widehat{w}^{(n, d, \Omega)} - w^{(n, d, \Omega)}\|_2$ using the proof of Lemma 9 in Appendix G.1 as a guide.

Using (82) and the arguments that led to (52), we obtain

$$\|\Delta^{(n, d, \Omega)}\|_2^2 \leq \frac{4}{(\widehat{s}_{r_{\text{pre}}}^\Omega)^2} \left(\|\mathbf{Y}_{\text{pre}, \mathcal{I}^{(d)}}^{(r_{\text{pre}}, \Omega)} - \mathbf{M}_{\text{pre}, \mathcal{I}^{(d)}}^\Omega\|_{2, \infty}^2 \cdot \|\widetilde{w}^{(n, d, \Omega)}\|_1^2 + \langle \mathbf{Y}_{\text{pre}, \mathcal{I}^{(d)}}^{(r_{\text{pre}}, \Omega)} \cdot \Delta^{(n, d, \Omega)}, \varepsilon_{\text{pre}, n} \rangle \right) \quad (83)$$

where \widehat{s}_k^Ω is defined as the k -th singular value of $\mathbf{Y}_{\text{pre}, \mathcal{I}^{(d)}}^{(r_{\text{pre}}, \Omega)}$ while $\varepsilon_{\text{pre}, n}$ maintains the same definition as set in Appendix G. By construction, it follows that

$$\|\mathbf{Y}_{\text{pre}, \mathcal{I}^{(d)}}^{(r_{\text{pre}}, \Omega)} - \mathbf{M}_{\text{pre}, \mathcal{I}^{(d)}}^\Omega\|_{2, \infty}^2 \leq \|\mathbf{Y}_{\text{pre}, \mathcal{I}^{(d)}}^{r_{\text{pre}}} - \mathbf{M}_{\text{pre}, \mathcal{I}^{(d)}}\|_{2, \infty}^2 \quad (84)$$

since $\mathbf{Y}_{\text{pre}, \mathcal{I}^{(d)}}^{(r_{\text{pre}}, \Omega)}$ and $\mathbf{M}_{\text{pre}, \mathcal{I}^{(d)}}^\Omega$ are sub-matrices of $\mathbf{Y}_{\text{pre}, \mathcal{I}^{(d)}}^{r_{\text{pre}}}$ and $\mathbf{M}_{\text{pre}, \mathcal{I}^{(d)}}$, respectively.

Let s_k^Ω denote the k -th singular value of $\mathbf{M}_{\text{pre}, \mathcal{I}^{(d)}}^\Omega$. Further, without loss of generality, suppose Ω corresponds to the first r_{pre} entries of $\mathcal{I}^{(d)}$. This allows us to write

$$\mathbf{Y}_{\text{pre}, \mathcal{I}^{(d)}}^{(r_{\text{pre}}, \Omega)} = \mathbf{Y}_{\text{pre}, \mathcal{I}^{(d)}}^{r_{\text{pre}}} \mathbf{A}, \quad \mathbf{M}_{\text{pre}, \mathcal{I}^{(d)}}^\Omega = \mathbf{M}_{\text{pre}, \mathcal{I}^{(d)}} \mathbf{A}, \quad (85)$$

where $\mathbf{A} = [\mathbf{I}_{r_{\text{pre}}}, \mathbf{0}_{r_{\text{pre}} \times (N_d - r_{\text{pre}})}]^\top$. Combining (85) with Lemma 2, we have

$$\begin{aligned} |\widehat{s}_{r_{\text{pre}}}^\Omega - s_{r_{\text{pre}}}^\Omega| &\leq \|\mathbf{Y}_{\text{pre}, \mathcal{I}^{(d)}}^{(r_{\text{pre}}, \Omega)} - \mathbf{M}_{\text{pre}, \mathcal{I}^{(d)}}^\Omega\|_{\text{op}} \\ &= \|(\mathbf{Y}_{\text{pre}, \mathcal{I}^{(d)}}^{r_{\text{pre}}} - \mathbf{M}_{\text{pre}, \mathcal{I}^{(d)}}) \cdot \mathbf{A}\|_{\text{op}} \\ &\leq \|\mathbf{Y}_{\text{pre}, \mathcal{I}^{(d)}}^{r_{\text{pre}}} - \mathbf{M}_{\text{pre}, \mathcal{I}^{(d)}}\|_{\text{op}} \quad \because \|\mathbf{A}\|_{\text{op}} = 1 \\ &\leq \|\mathbf{Y}_{\text{pre}, \mathcal{I}^{(d)}}^{r_{\text{pre}}} - \mathbf{Y}_{\text{pre}, \mathcal{I}^{(d)}}\|_{\text{op}} + \|\mathbf{Y}_{\text{pre}, \mathcal{I}^{(d)}} - \mathbf{M}_{\text{pre}, \mathcal{I}^{(d)}}\|_{\text{op}} \\ &= \widehat{s}_{r_{\text{pre}}+1} + \|\mathbf{Y}_{\text{pre}, \mathcal{I}^{(d)}} - \mathbf{M}_{\text{pre}, \mathcal{I}^{(d)}}\|_{\text{op}}, \end{aligned} \quad (86)$$

where we recall \widehat{s}_k is the k -th singular value of $\mathbf{Y}_{\text{pre}, \mathcal{I}^{(d)}}$. Let us define s_k analogously to \widehat{s}_k with respect to $\mathbf{M}_{\text{pre}, \mathcal{I}^{(d)}}$. By condition (i), $s_{r_{\text{pre}}+1} = 0$ and thus

$$\widehat{s}_{r_{\text{pre}}+1} = \widehat{s}_{r_{\text{pre}}+1} - s_{r_{\text{pre}}+1}$$

$$\leq \|\mathbf{Y}_{\text{pre}, \mathcal{I}^{(d)}} - \mathbf{M}_{\text{pre}, \mathcal{I}^{(d)}}\|_{\text{op}}. \quad \because \text{Lemma 2} \quad (87)$$

Applying Assumption 5 and Lemma 3 to (86) and (87) yields w.p. at least $1 - 2\exp(-\zeta^2)$,

$$\begin{aligned} |\widehat{s}_{r_{\text{pre}}}^\Omega - s_{r_{\text{pre}}}^\Omega| &\leq 2 \cdot \|\mathbf{Y}_{\text{pre}, \mathcal{I}^{(d)}} - \mathbf{M}_{\text{pre}, \mathcal{I}^{(d)}}\|_{\text{op}} \\ &\leq C\sigma \left(\sqrt{T_0} + \sqrt{N_d} + \zeta \right) \end{aligned} \quad (88)$$

for any $\zeta > 0$. Next, we follow the arguments that led to (53). In particular, we plug (84) and (88) into (83), and invoke Lemmas 8, 12, 13, and conditions (iii)–(iv) to conclude

$$\Delta^{(n, d, \Omega)} = O_p \left(\frac{r_{\text{pre}} \sqrt{\log(T_0 N_d)}}{\sqrt{N_d}} + \frac{1}{T_0^{1/4}} \right). \quad (89)$$

Then,

$$\begin{aligned} &\frac{1}{\sqrt{T_1} \|w^{(n, d, \Omega)}\|_2} \sum_{t \in \mathcal{T}_{\text{post}}} \left\langle \mathbb{E}[Y_{t, \mathcal{I}^{(d)}}^\Omega], \left(\mathbf{M}_{\text{pre}, \mathcal{I}^{(d)}}^\Omega \right)^\dagger \mathbf{M}_{\text{pre}, \mathcal{I}^{(d)}}^\Omega (\widehat{w}^{(n, d, \Omega)} - w^{(n, d, \Omega)}) \right\rangle, \\ &\leq \frac{1}{\sqrt{T_1} \|w^{(n, d, \Omega)}\|_2} \sum_{t \in \mathcal{T}_{\text{post}}} \|\mathbb{E}[Y_{t, \mathcal{I}^{(d)}}^\Omega]\|_2 \cdot \|\Delta^{(n, d, \Omega)}\|_2, \\ &\leq \frac{1}{\sqrt{T_1} \|w^{(n, d, \Omega)}\|_2} \sum_{t \in \mathcal{T}_{\text{post}}} \sqrt{r_{\text{pre}}} \cdot \|\Delta^{(n, d, \Omega)}\|_2, \\ &= O_p \left(\frac{\sqrt{T_1} r_{\text{pre}}^2 \sqrt{\log(T_0 N_d)}}{\sqrt{N_d}} + \frac{\sqrt{T_1} r_{\text{pre}}}{T_0^{1/4}} \right), \\ &= o_p(1), \end{aligned}$$

where the second to last line follows from (89) and condition (v), and the last line follows from condition (vii). □

I.4. Simulations

We present a simulation to study the coverage properties of the confidence interval in (3) based on the modified PCR-based SI estimator described in Section I.1.

I.4.1. Data Generating Process We vary $T_0 \in \{200, 400, 600, 800, 1000\}$ and choose $r = 5$. Motivated by our conditions in Lemma 18, we choose $N_d = T_0/2$ and $T_1 = \sqrt{T_0}$ for each T_0 .

Latent Factors. As in Section 7.1, we generate the latent factors associated with the donor units, $\mathbf{V}_{\mathcal{I}^{(d)}} \in \mathbb{R}^{N_d \times r}$, by independently sampling its entries from a standard normal. Then, we sample $w^{(n, d)} \in \mathbb{R}_d^N$ by drawing its entries from a uniform distribution over $[0, 1]$ and normalizing it to have unit norm. We define the target unit latent factor as $v_n = \mathbf{V}_{\mathcal{I}^{(d)}}^\top \cdot w^{(n, d)}$.

We define the latent factors for the pre-intervention outcomes under control as $\mathbf{U}_{\text{pre}}^{(0)}$, where its entries are i.i.d. samples from a standard normal. Next, we sample $\Phi \in \mathbb{R}^{T_1 \times r}$ whose entries are i.i.d. draws from a uniform distribution over $[0, 1]$. We construct the post-intervention latent factors associated with intervention d as $\mathbf{U}_{\text{post}}^{(d)} = \Phi \cdot \{(\mathbf{U}_{\text{pre}}^{(0)})^\dagger \mathbf{U}_{\text{pre}}^{(0)}\}$. Our causal parameter is defined as $\theta_n^{(d)} = \text{average}(\mathbf{U}_{\text{post}}^{(d)} \cdot v_n)$.

Observations. We define (i) $Y_{\text{pre},n} = \mathbf{U}_{\text{pre}}^{(0)} \cdot v_n + \varepsilon_{\text{pre},n}$, (ii) $\mathbf{Y}_{\text{pre},\mathcal{I}^{(d)}} = \mathbf{U}_{\text{pre}}^{(0)} \cdot \mathbf{V}_{\mathcal{I}^{(d)}}^\top + \mathbf{E}_{\text{pre},\mathcal{I}^{(d)}}$, and (iii) $\mathbf{Y}_{\text{post},\mathcal{I}^{(d)}} = \mathbf{U}_{\text{post}}^{(d)} \cdot \mathbf{V}_{\mathcal{I}^{(d)}}^\top + \mathbf{E}_{\text{post},\mathcal{I}^{(d)}}$, where the entries of $\{\varepsilon_{\text{pre},n}, \mathbf{E}_{\text{pre},\mathcal{I}^{(d)}}, \mathbf{E}_{\text{post},\mathcal{I}^{(d)}}\}$ are i.i.d. samples from a standard normal.

I.4.2. Simulation Results From $\{Y_{\text{pre},n}, \mathbf{Y}_{\text{pre},\mathcal{I}^{(d)}}\}$, we learn $\hat{w}^{(n,d,\Omega)}$ via the modified PCR-based SI estimator given in (78), where Ω is chosen to index the first r donors of $\mathcal{I}^{(d)}$; hence, $|\Omega| = r$. We then define our estimate as $\hat{\theta}_n^{(d,\Omega)} = \text{average}(\mathbf{Y}_{\text{post},\mathcal{I}^{(d)}}^\Omega \cdot \hat{w}^{(n,d,\Omega)})$ and construct its corresponding confidence interval as per (3), i.e., for $\gamma \in (0, 1)$,

$$\mathcal{CI}(\gamma) = \left[\hat{\theta}_n^{(d,\Omega)} \pm \frac{z_{\gamma/2} \cdot \hat{\sigma}^\Omega \cdot \|\hat{w}^{(n,d,\Omega)}\|_2}{\sqrt{T_1}} \right],$$

where $\hat{\sigma}^\Omega = T_0^{-1} \cdot \|\mathbf{Y}_{\text{pre},n} - \mathbf{Y}_{\text{pre},\mathcal{I}^{(d)}}^{(r,\Omega)} \cdot \hat{w}^{(n,d,\Omega)}\|_2^2$. Table 2 reports on the empirical coverage probabilities and average interval lengths for $\theta_n^{(d)}$ at each T_0 over 50 trials, where each trial consists of an independent draw of the latent factors and the observations of size 100; this amounts to 5000 total simulation repeats per dimension. As suggested by Lemma 18, we observe that our confidence interval consistently achieves close to the nominal targets of 90% and 95% across all values of T_0 , albeit the interval lengths can be large due to the poorer prediction quality compared to the standard PCR-based SI estimator of (5).

Table 2 Coverage results for the modified PCR-based SI estimator across 5000 replications.

Size of \mathcal{T}_{pre}	90% nominal coverage		95% nominal coverage	
	Coverage probability	Interval length	Coverage probability	Interval length
$T_0 = 200$	0.88	15.66	0.94	18.66
$T_0 = 400$	0.88	18.90	0.94	22.52
$T_0 = 600$	0.88	8.90	0.94	10.61
$T_0 = 800$	0.89	7.25	0.94	8.64
$T_0 = 1000$	0.90	15.58	0.95	18.57