

Collegial Ensembles

Etai Littwin Ben Myara Sima Sabah Joshua Susskind Shuangfei Zhai Oren Golan

Apple Inc.

{elittwin, bmyara, ssabah, jsusskind, szhai, ogolan}@apple.com

Abstract

Modern neural network performance typically improves as model size increases. A recent line of research on the Neural Tangent Kernel (NTK) of over-parameterized networks indicates that the improvement with size increase is a product of a better conditioned loss landscape. In this work, we investigate a form of over-parameterization achieved through ensembling, where we define collegial ensembles (CE) as the aggregation of multiple independent models with identical architectures, trained as a single model. We show that the optimization dynamics of CE simplify dramatically when the number of models in the ensemble is large, resembling the dynamics of wide models, yet scale much more favorably. We use recent theoretical results on the finite width corrections of the NTK to perform efficient architecture search in a space of finite width CE that aims to either minimize capacity, or maximize trainability under a set of constraints. The resulting ensembles can be efficiently implemented in practical architectures using group convolutions and block diagonal layers. Finally, we show how our framework can be used to analytically derive optimal group convolution modules originally found using expensive grid searches, without having to train a single model.

1 Introduction

Neural networks exhibit generalization behavior in the over-parameterized regime, a phenomenon that has been well observed in practice [23, 2, 18, 17]. Recent theoretical advancements have been made to try and understand the trainability and generalization properties of over-parameterized neural networks, by observing their nearly convex behaviour at large width [13, 15]. For a wide neural network $\mathcal{F}(x)$ with parameters θ and a convex loss \mathcal{L} , the parameter updates $-\mu \nabla_{\theta} \mathcal{L}$ can be represented in the space of functions as kernel gradient decent (GD) updates $-\mu \nabla_{\mathcal{F}} \mathcal{L}$, with the Neural Tangent Kernel (NTK) function $\mathcal{K}(x, x_j) = \nabla_{\theta} \mathcal{F}(x) \nabla_{\theta}^{\top} \mathcal{F}(x_j)$ operating on x, x_j :

$$\Delta \theta = -\mu \nabla_{\theta} \mathcal{L} \longrightarrow \Delta \mathcal{F}(x) \sim -\mu \sum_j \mathcal{K}(x, x_j) \nabla_{\mathcal{F}(x_j)} \mathcal{L} \quad (1)$$

In the infinite width limit, the NTK remains constant during training, and GD reduces to kernel GD, rendering the optimization a convex problem. Hence, over parameterized models in the “large width” sense both generalize, and are simpler to optimize. In this work, we consider a different type of over-parameterization achieved through ensembling. We denote by collegial ensembles (CE) models where the output, either intermediate or final, is constructed from the aggregation of multiple identical pathways (see illustration in Fig. 1). We show that the training dynamics of CE simplify when the ensemble multiplicity is large, in a similar sense as wide models, yet at a much cheaper cost in terms of parameter count. Our results

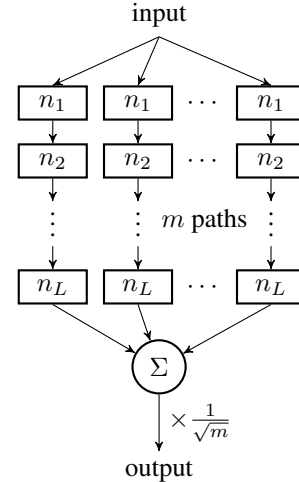


Figure 1: Collegial Ensemble

indicate the existence of a “sweet spot” for the correct ratio between width and multiplicity, where “close to convex” behaviour does not come at the expense of size. To find said “sweet-spot”, we rely on recent findings on finite corrections of gradients [7, 16], though we use them in a more general manner than their original presentation. Specifically, we use the following proposition stated informally:

Proposition 1. (Informal) Denote by \mathcal{K} the NTK at initialization of a fully connected ANN with hidden layer widths $n_1 \dots n_L$ and depth L . There exists positive constants α, C such that:

$$\text{Var}(\mathcal{K}) \sim C(e^{\alpha \sum_{i=1}^L n_i^{-1}} - 1) \quad (2)$$

where the variance is measured on the individual entries of \mathcal{K} , with respect to the random sampling of the weights.

In [7] and [16], Proposition 1 is proven for the on-diagonal entries of \mathcal{K} , in fully connected architectures. In this work, we assume and empirically verify (see Appendix Fig. 8) it holds in a more general sense for practical architectures, with different constants of α, C . Since $\text{Var}(\mathcal{K})$ diminishes with width, we hypothesize that a small width neutral network behaves closer to its large width counterpart as $\text{Var}(\mathcal{K})$ decreases. Notably, similar observations using activations and gradient variance as predictors of successful initializations were presented in [6, 8]. Motivated by this hypothesis, we formulate a primal-dual constrained optimization problem that aims to find an optimal CE with respect to the following objectives:

1. **Primal (optimally smooth):** minimize $\text{Var}(\mathcal{K})$ for a fixed number of parameters.
2. **Dual (optimally compact):** minimize number of parameters for a fixed $\text{Var}(\mathcal{K})$.

The primal formulation seeks to find a CE which mimics the simplified dynamics of a wide model using a fixed budget of parameters, while the dual formulation seeks to minimize the number of parameters without suffering the optimization and performance consequences typically found in the “narrow regime”. Using both formulations, we find excellent agreement between our theoretical predictions and empirical results, on both small and large scale models.

Our main contributions are the following:

1. We adapt the popular over-parameterization analysis to collegial ensembles (CE), in which the output units of multiple architecturally identical models are aggregated, scaled, and trained as a single model. For ensembles with m models each of width n , we show that under gradient flow and the L2 loss, the NTK remains close to its initial value up to a $\mathcal{O}((mn)^{-1})$ correction.
2. We formulate two optimization problems that seek to find optimal ensembles given a baseline architecture, in the primal and dual form, respectively. The optimally smooth ensemble achieves higher accuracy than the baseline, using the same budget of parameters. The optimally compact ensemble achieves a similar performance as the baseline, with significantly fewer trainable parameters.
3. We show how optimal grouping in ResNeXt [20] architectures can be derived and improved upon using our framework, without the need for an expensive search over hyper-parameters.

The remaining paper is structured as follows. In Sec. 2 we formally define collegial ensembles, and present our results for their training dynamics in the large m, n regime. In Sec. 3 we present our framework for architecture search in the space of collegial ensembles, and in Sec. 4 we present further experimental results on the CIFAR-10/CIFAR-100 [11] and downsampled ImageNet [3] datasets using large scale models.

2 Collegial Ensembles

We dedicate this section to formally define collegial ensembles, and analyze their properties from the NTK perspective. Specifically, we would like to formalize the notion of the “large ensemble” regime, where its dynamic behaviour is reminiscent of wide single models. In the following analysis we consider simple feed forward fully connected neural network $\mathcal{F}_{\mathbf{n}}(x, \theta) : \mathbb{R}^{n_0} \rightarrow \mathbb{R}$, where the width

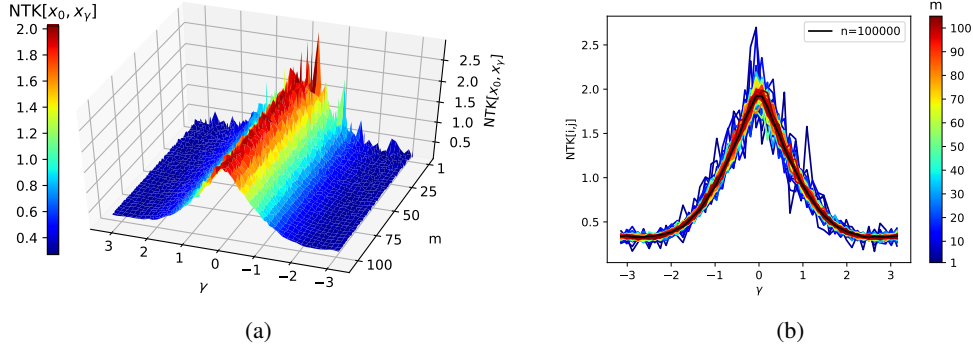


Figure 2: **Convergence of the ensemble NTK to the NMK** when increasing the number of models in the ensemble. $NTK[x_0, x_{\hat{\Gamma}}]$ is computed for both the diagonal and off-diagonal elements $x_{\hat{\Gamma}} = [\cos(\hat{\Gamma}), \sin(\hat{\Gamma})]$ for $\hat{\Gamma} \in [-\pi, \pi]$. The smoother surface as m increases in (a) demonstrates the convergence of the NTK. The black line in (b), computed with $\times 100$ wider model, shows that the convergence is indeed to the NMK, and the NTK mean does not depend on the width of the model. Each model in the ensemble is fully connected with $L = 4$ layers and $n = 1000$.

of the hidden layers are given by $\mathbf{n} = \{n_l\}_{l=1}^L \in \mathbb{Z}_+^L$, adopting the common NTK parameterization:

$$\mathcal{F}_{\mathbf{n}}(x, \theta) = \sqrt{\frac{1}{n_L}} \theta^L \left(\dots \phi \left(\sqrt{\frac{2}{n_1}} \theta^2 \phi \left(\sqrt{\frac{2}{n_0}} \theta^1 x \right) \right) \right). \quad (3)$$

where $x \in \mathbb{R}^{n_0}$ is the input, $\phi(\cdot)$ is the ReLU activation function, θ^l is the weight matrix associated with layer l , and θ denotes the concatenation of all the weights of all layers, which are initialized iid from a standard normal distribution. Given a dataset $X = \{x_i\}_{i=1}^N$, the empirical NTK denoted by $\mathcal{K}_{\mathbf{n}}(\theta) \in \mathbb{R}^{N \times N}$ is given by $\mathcal{K}_{\mathbf{n}}(\theta) = \nabla_{\theta} \mathcal{F}_{\mathbf{n}}(\theta) \nabla_{\theta}^{\top} \mathcal{F}_{\mathbf{n}}(\theta)$, where $\mathcal{F}_{\mathbf{n}}(\theta) = [\mathcal{F}_{\mathbf{n}}(x_1, \theta), \dots, \mathcal{F}_{\mathbf{n}}(x_N, \theta)]^{\top}$. Given the network $\mathcal{F}_{\mathbf{n}}$, we parameterize a space of ensemble members by a multiplicity parameter $1 \leq m$ and a width vector \mathbf{n} , such that:

$$\mathcal{F}^e(\Theta) = \frac{1}{\sqrt{m}} \sum_{j=1}^m \mathcal{F}_{\mathbf{n}}(\theta_j), \quad \mathcal{K}^e(\Theta) = \frac{1}{m} \sum_{j=1}^m \mathcal{K}_{\mathbf{n}}(\theta_j) \quad (4)$$

where $\Theta = [\theta_1^{\top} \dots \theta_m^{\top}]^{\top}$ is the concatenation of the weights of all the ensembles, and $\mathcal{K}^e(\Theta) = \nabla_{\Theta} \mathcal{F}^e \nabla_{\Theta}^{\top} \mathcal{F}^e$ is the NTK of the ensemble. Plainly speaking, the network $\mathcal{F}_{\mathbf{n}}$ defines a space of ensembles given by the scaled sum of m neural networks of the same $\mathcal{F}_{\mathbf{n}}$ architecture, with weights initialized independently from a normal distribution. Since each model $\mathcal{F}_{\mathbf{n}}(\theta_j)$ in the ensemble is architecturally equivalent to $\mathcal{K}_{\mathbf{n}}(\theta)$, it is easy to show that the infinite width kernel is equal for both models: $\mathcal{K}_{\infty} = \lim_{\min(\mathbf{n}) \rightarrow \infty} \mathcal{K}_{\mathbf{n}}(\theta) = \lim_{\min(\mathbf{n}) \rightarrow \infty} \mathcal{K}^e(\Theta)$. We define the Neural Mean Kernel (NMK) $\mathcal{K}_{\mathbf{n}}^{\infty}$ as the mean of the empirical NTK:

$$\mathcal{K}_{\mathbf{n}}^{\infty} = \mathbb{E}[\mathcal{K}_{\mathbf{n}}(\theta)]. \quad (5)$$

The NMK is defined by an expectation over the normally distributed weights, and does not immediately equal the infinite width limit of the NTK given by \mathcal{K}_{∞} . The following Lemma stems from the application of the strong law of large numbers (LLN):

Lemma 1 (Infinite ensemble). *The following holds:*

$$\mathcal{K}^e(\Theta) \xrightarrow{a.s.} \mathcal{K}_{\mathbf{n}}^{\infty} \quad \text{as } m \rightarrow \infty. \quad (6)$$

We defer the reader to Sec. H in the appendix for the full proofs of Lemma. 1 and Theorem. 1. While both $\mathcal{K}_{\mathbf{n}}^{\infty}$ and \mathcal{K}_{∞} do not depend on the weights, they are defined differently. $\mathcal{K}_{\mathbf{n}}^{\infty}$ is defined by an expectation over the weights, and depends on the width of the architecture, whereas \mathcal{K}_{∞} is defined by an infinite width limit. However, empirical observation using Monte Carlo sampling, as presented in Fig. 2, show little to no dependence of the NMK on the widths \mathbf{n} . Moreover, we empirically observe that $\mathcal{K}_{\mathbf{n}}^{\infty} \sim \mathcal{K}_{\infty}$ (Note that similar observations have been reported in [10]). We next show that under gradient flow, $\mathcal{K}^e(\Theta)$ remains close to its initial value for the duration of the

optimization process when mn is large. Given the labels vector $\mathbf{y} \in \mathbb{R}^N$ and the L_2 cost function at time t , $\mathcal{L}_t = \frac{1}{2} \|\mathcal{F}^e(\Theta_t) - \mathbf{y}\|_2^2$, under gradient flow with learning rate μ , the weights evolve over continuous time according to $\dot{\Theta}_t = -\mu \nabla_{\Theta_t}^\top \mathcal{L}_t$. The following theorem gives an asymptotic bound on the leading correction of the ensemble NTK over time. For simplicity, we state our result for constant width networks.

Theorem 1 (NTK evolution over time). *For analytic activation functions $\phi(\cdot)$ and the L_2 cost function, it holds for any finite t :*

$$\mathcal{K}^e(\Theta_t) - \mathcal{K}^e(\Theta_0) \sim \mathcal{O}_p\left(\frac{1}{mn}\right) \quad (7)$$

where the notation $x_n = \mathcal{O}_p(y_n)$ states that x_n/y_n is stochastically bounded.

We verified the result of Theorem 1 for fully connected networks trained on MNIST, results are summarized in Fig. 9 in the appendix. Large collegial ensembles therefore refer to a regime where mn is large. In the case of infinite multiplicity, optimization dynamics reduces to kernel gradient descent with \mathcal{K}_n^∞ , rather than \mathcal{K}_∞ as the relevant kernel function. A striking implication arises from Theorem 1. The total parameter count in the ensemble is linear in m , and quadratic in n , hence it is much more parameter efficient to increase m rather than n . Since the "large" regime depends on both n and m , CE possess an inherent degree of flexibility in their practical design. As we show in the following section, this increased flexibility allows the design of both parameter efficient ensembles, and better performing ensembles, when compared with the baseline model.

3 Efficient Ensembles

In this section, we show how Proposition 1 can be used to derive optimally smooth and compact ensembles out of a predefined set of ensembles, parameterized by m, \mathbf{n} and some baseline model $\mathcal{F}_{\tilde{\mathbf{n}}}$, where $\tilde{\mathbf{n}}$ is the width vector of the baseline model. We define parameter efficiency $\rho(m, \mathbf{n})$ by the ratio between the parameter count in the baseline model, denoted by β_s , and the parameter count in a single model in the ensemble, denoted by $\beta_e(\mathbf{n})$:

$$\rho(m, \mathbf{n}) = \frac{\beta_s}{m\beta_e(\mathbf{n})}. \quad (8)$$

Using Proposition. 1, the behaviour of the variance of the NTK as a function of widths \mathbf{n} and depth L , is given by:

$$\text{Var}(\mathcal{K}_{\mathbf{n}}(\theta)) \sim (e^{\alpha \sum_{l=1}^L n_l^{-1}} - 1). \quad (9)$$

Primal formulation: We cast the primal objective as an optimization problem, where we would like to find parameters m^p, \mathbf{n}^p that correspond to the smoothest ensemble:

$$m^p, \mathbf{n}^p = \arg \min_{m, \mathbf{n}} \text{Var}(\mathcal{K}^e(\Theta)) \quad \text{s.t.} \quad \rho(m, \mathbf{n}) = 1. \quad (10)$$

Since the weights for each model are sampled independently, it holds that:

$$\text{Var}(\mathcal{K}^e(\Theta)) = \sum_{j=1}^m \frac{1}{m^2} \text{Var}(\mathcal{K}_{\mathbf{n}}(\theta_j)) = \frac{(e^{\alpha \sum_{l=1}^L n_l^{-1}} - 1)}{m}. \quad (11)$$

Equating the parameter count in both models to maintain a fixed efficiency, we can derive for each \mathbf{n} the number of the models $m^p(\mathbf{n})$ in the primal formulation:

$$m^p(\mathbf{n}) = \frac{\beta_s}{\beta_e(\mathbf{n})} \quad \longrightarrow \quad \mathbf{n}^p = \arg \min_{\mathbf{n}} \left[\frac{(e^{\alpha \sum_{l=1}^L n_l^{-1}} - 1)}{m^p(\mathbf{n})} \right]. \quad (12)$$

The optimal parameters \mathbf{n}^p can be found using a grid search.

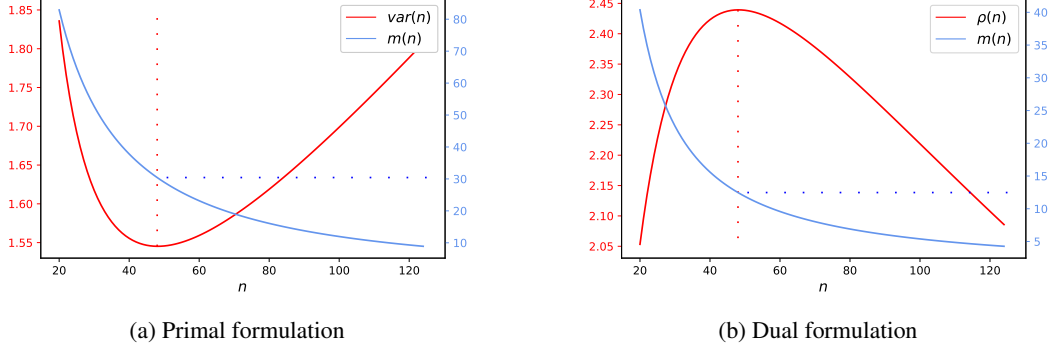


Figure 3: **Primal and dual objective curves** for a baseline feedforward fully connected network with $L = 6$ layers, $\tilde{n} = 500$, and $n_0 = 748$. (a) The minimizer of the primal objective (red) is achieved for $n = 48$ and $m(48) \approx 30$. (b) The maximizer of the dual objective (red) is achieved for $n = 48$ and $m(48) \approx 12$, achieving an efficiency value $\rho(48) \approx 2.45$.

Dual formulation: The dual formulation can be cast as an optimization problem, with the following objective:

$$m^d, \mathbf{n}^d = \arg \max_{m, \mathbf{n}} \rho(m, \mathbf{n}) \quad s.t. \quad Var(\mathcal{K}^e(\Theta)) = Var(\mathcal{K}_{\tilde{\mathbf{n}}}(\theta)). \quad (13)$$

Matching the smoothness criterion using Eq. 11, we can derive for each \mathbf{n} the number of models $m^d(\mathbf{n})$ in the dual formulation:

$$m^d(\mathbf{n}) = \frac{(e^{\alpha \sum_{l=1}^L n_l^{-1}} - 1)}{(e^{\alpha \sum_{l=1}^L \tilde{n}_l^{-1}} - 1)} \quad \longrightarrow \quad \mathbf{n}^d = \arg \max_{\mathbf{n}} \left[\frac{1}{m^d(\mathbf{n})} \frac{\beta_s}{\beta_e(\mathbf{n})} \right]. \quad (14)$$

Ideally, we can find m^d, \mathbf{n}^d such that the total parameter count in the ensemble is considerably reduced. Equating the solutions for both the primal and dual problems in Eq. 12 and Eq. 14, it is straightforward to verify that $\mathbf{n}^d = \mathbf{n}^p$, implying strong duality. Therefore, the primal and dual solutions differ only in the optimal multiplicity $m(\mathbf{n})$ of the ensemble. Both objectives are plotted in Fig. 3 using a feedforward fully connected network baseline with $L = 6$ and constant width $\tilde{n} = 500$.

Note that the efficient ensembles framework outlined in this section can readily be applied with different efficiency metrics. For instance, instead of using the parameter efficiency, one could consider the FLOPs efficiency (see Appendix E).

4 Experiments

In the following section we conduct experiments to both validate our assumptions, and evaluate our framework for efficient ensemble search. Starting with a toy example, we evaluate the effect of $Var(\mathcal{K})$ and β_e on test performance using fully connected models trained on the MNIST dataset. For the latter experiments, we move to larger scale models trained on CIFAR-10/100, and the downsampled ImageNet datasets.

4.1 Ablation Study MNIST

An effective way to improve the performance of a neural network is to increase its size. Recent slim architectures, such as ResNeXt, demonstrate it possible to maintain accuracy while significantly reducing parameter count. In Fig. 4 we provide further empirical evidence that capacity of a network by itself is not a good predictor of performance, when decoupled from other factors.

Specifically, we demonstrate strong correlation between the empirical test error and the variance $Var(\mathcal{K})$, while $m\beta_e$ is kept constant (primal). On the other hand, increasing $m\beta_e$ while keeping $Var(\mathcal{K})$ constant (dual) does not improve the performance. For both experiments we use as a baseline a fully connected model with $L = 6$ layers and width $\tilde{n} = 200$ for each layer. The width of a layer for each of the m models in the ensemble is n . Each ensemble was trained on MNIST for 70 epochs with the Adam optimizer, and the accuracy was averaged over 100 repetitions.

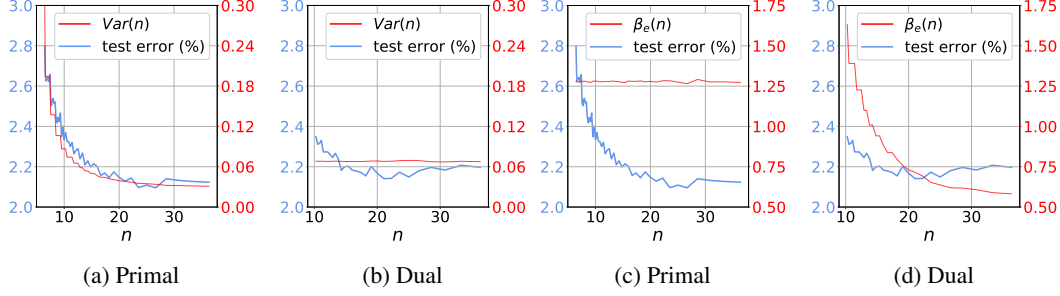


Figure 4: **Decoupling capacity and variance.** The error (blue) is highly correlated with $Var(\mathcal{K})$, and less sensitive to β_e . (a) and (b) show the theoretical variance of the model correlates well with accuracy. (c) and (d) show the corresponding number of parameters $m\beta_e$. Decreasing the variance (a) improves performance when $m\beta_e$ is fixed (c). Increasing $m\beta_e$ significantly (d) without reducing the variance (b) can cause degradation in performance due to overfitting.

4.2 Aggregated Residual Transformations

ResNeXt [20] introduces the concept of aggregated residual transformations utilizing group convolutions, which achieves better parameter/capacity trade off than its ResNet counterpart. In this paper, we view ResNeXt as a special case of CE, where the ensembling happens at the block level. We hypothesize that the optimal blocks identified with CE will lead to an overall better model when stacked up, and by doing so we get the benefit of factorizing the design space of a network to modular levels. See Algorithm 2 for the detailed recipe.

For these experiments, we use both the **CIFAR-10** and **CIFAR-100** datasets following the implementation details described in [20]. We also report results for **ImageNet32×32**, a dataset introduced in [3] that preserves the number of samples and classes of the original ImageNet-1K [4], but downsamples the image resolutions to 32×32. In addition, we report results on regular **ImageNet** in Appendix A and on **ImageNet64×64** [3] in Appendix B.

Fitting α to a ResNet block. The first step in the optimization required for both the primal and dual objectives, is to approximate the α parameter in Eq. 9. For convolutional layers, the coefficient multiplying α becomes $\sum_{l=1}^L \text{fan-in}_l^{-1}$ where fan-in_l is the fan-in of layer l . Following Algorithm 1, we approximate the α corresponding to a ResNet block parametrized by $\mathbf{n} = [n, n]^\top$ as depicted in Fig. 5. We compute a Monte Carlo estimate of the second moment of one diagonal entry of the NTK matrix for increasing width $n \in \llbracket 1, 256 \rrbracket$ and fixed $n_{\text{in}}=n_{\text{out}}=256$. For simplicity, we fit the second moment normalized by the squared first moment, given by $e^{\alpha \sum_{l=1}^L \text{fan-in}_l^{-1}}$, which can easily be fitted with a first degree polynomial when considering its natural logarithm. We find $\alpha \approx 1.60$ and show the fitted second moment in Appendix Fig. 8.

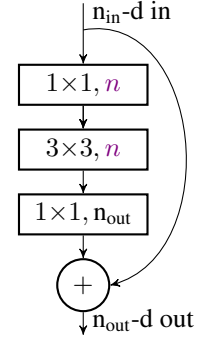


Figure 5

4.2.1 Experiments on CIFAR-10/100

Primal formulation. As a baseline architecture, we use a $1 \times 128\text{d}$ ResNet, following the notations of [20] section 5.1. Following Algorithm 2, we compute $m(n)$ for $n \in \llbracket 1, 128 \rrbracket$ and find the optimum $n^p = 10$ and $m^p \approx 37$, after adjusting m^p to match the number of parameters of the baseline and account for rounding errors and different block topology approximations. As can be seen in Table 1a, the model achieving the primal optimum, $37 \times 10\text{d}$, attains better test error on CIFAR-10/100 than the ResNeXt baseline $3 \times 64\text{d}$ at a similar parameter budget. We also report results for a wider baseline $8 \times 64\text{d}$ from [20] and show similar trends. The test error for multiple models sitting on the primal curve is depicted in Fig. 6a for CIFAR-100 and Appendix Fig. 7a for CIFAR-10. Test errors are averaged over the last 10 epochs over 10 runs.

Dual formulation. Using the same ResNet base block as for the primal experiment, thus using the same fitted α , we compute the optimal n^d and m^d maximizing the parameter efficiency curve ρ and find the same n as the primal, $n^d = 10$, and $m^d \approx 10$. The resulting ResNeXt network has 3.3 times fewer parameters than the baseline and achieves similar or slightly degraded performance on

CIFAR-10/100 as shown in Table 1b. The efficiency curve ρ depicted in red in Fig. 6b is constructed using a single ResNet block topology and with non integer numbers for m as described above. Thus it only approximates the *real* parameter efficiency, explaining why some models in the close vicinity of the optimum have a slightly higher real efficiency as can be seen in Table 1b. The test error for multiple models sitting on the dual curve is depicted in Fig. 6b for CIFAR-100 and Appendix Fig. 7b for CIFAR-10.

4.2.2 Experiments on ImageNet32×32

Primal formulation. Using the same baseline architecture $1 \times 128d$ as for the CIFAR experiments, we train the model achieving the optimum, $37 \times 10d$, and report results in Table 3. Our optimal model achieves lower top-1 and top-5 errors than the baseline ResNeXt architecture $3 \times 64d$ derived in [20] at a similar parameter budget. We use the same augmentations and learning rate schedule as [3].

Dual formulation. Using the same baseline $1 \times 128d$ and optimally compact architecture $10 \times 10d$ derived in section 4.2.1, we observe a similar trend: our optimal model suffers lighter top-1 and top-5 degradation than the Wide ResNet variant with a reduced parameter budget, with 2.8 times fewer parameters than the baseline. Sampling models on the dual curve with lower ρ such as $3 \times 40d$, we find models that suffer less than a percent drop in top-1 and top-5 error with a significantly lower parameter count.

5 Related Work

Various forms of multi-pathway neural architectures have surfaced over the years. In the seminal AlexNet architecture [12], group convolutions were used as a method to distribute training on multiple GPUs. More recently, group convolutions were popularized by ResNeXt [20], empirically demonstrating the benefit of aggregating multiple residual branches. In [24], a channel shuffle unit was introduced in order to promote information transfer between different groups. In [9] and [19], the connections between pre-defined set of groups are learned in a differentiable manner, and in [25], grouping is achieved through pruning of full convolutional blocks. In a seemingly unrelated front, the theoretical study of wide neural networks has seen considerable progress recently. A number of papers [13, 21, 1, 5, 14] have followed in the footsteps of the original NTK paper [10]. In [13], it is shown that wide models of any architecture evolve as linear models, and in [21], a general framework for computing the NTK of a broad family of architectures is proposed. Finite width corrections to the NTK are derived in [7, 15, 5]. In this work, we extend the "wide" regime to the multiplicity dimension, and show two distinct regimes where different kernels reign. We then use finite corrections of NTK to formulate two optimality criteria, and demonstrate their usefulness in predicting efficient and performant ensembles.

Algorithm 1: Fitting α per architecture

Input: Baseline module with $\mathbf{n} = \{n_l\}_{l=1}^L$, a set of width ratios $\{r_j\}_{j=1}^R$, T , samples $\{x_1, x_2\}$.

Output: Fitted α .

- 1 **for** $j = 1, \dots, R$ **do**
 - 2 Construct module $\mathbf{n}_j = \{r_j \times n_l\}_{l=1}^L$.
 - 3 **for** $t = 1, \dots, T$ **do**
 - 4 Sample weights of \mathbf{n}_j .
 - 5 Compute $\mathcal{K}_{\tilde{\mathbf{n}}_j}(x_1, x_2)$.
 - 6 Estimate $Var(\mathcal{K}_{\tilde{\mathbf{n}}})$.
 - 7 Fit α using Eq. 9.
-

Algorithm 2: Find Optimal CE module

Input: Baseline module with $\tilde{\mathbf{n}} = \{n_l\}_{l=1}^L$, a set of width ratios $\{r_j\}_{j=1}^R$, T , samples $\{x_1, x_2\}$, β_s .

Output: optimal \mathbf{n}^* , $m(\mathbf{n}^*)$.

- 1 Fit α using Algorithm 1.
 - 2 **if** *Primal* **then**
 - 3 find $\mathbf{n} = \mathbf{n}^p$ and $m = m^p$ using Eq. 12.
 - 4 **else if** *Dual* **then**
 - 5 find $\mathbf{n} = \mathbf{n}^d$ and $m = m^d$ using Eq. 14.
 - 6 Correct \mathbf{n} and m to nearest integer values.
-

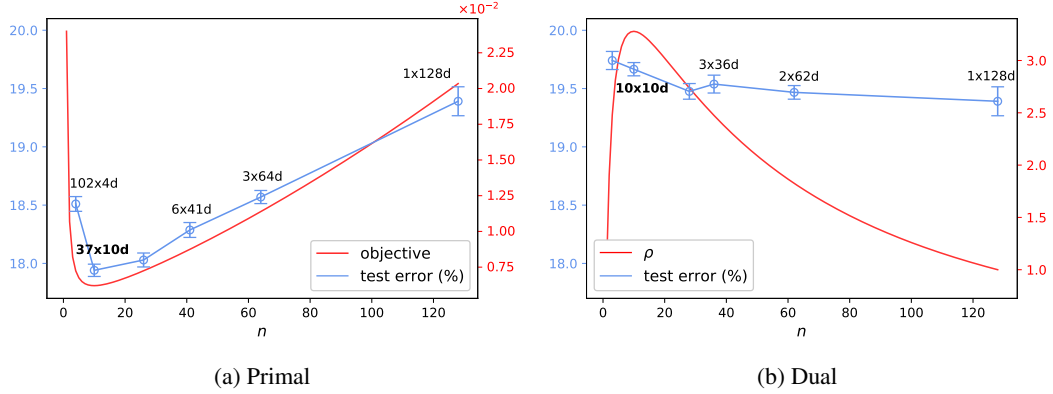


Figure 6: **Test errors (in %) on CIFAR-100.** Clear correlation is observed between test error and the primal curve. (a) Different models sitting on the primal curve. The model achieving the primal minimum, $37 \times 10d$, achieves the best error. (b) Different models sitting on the dual curve. The model $10 \times 10d$ achieves the dual maximum ($\rho \approx 3.3$) and a test error comparable to the baseline with 3.3 times fewer parameters. Results are reported over 10 runs and shown with standard error bars.

Model	Params	C10	C100	Model	ρ	Params	C10	C100
$1 \times 128d$ [20] [†]	13.8M	4.08	19.39	$1 \times 128d$ [20] ^{†§}	1	13.8M	4.75	20.74
$3 \times 64d$ [20] [†]	13.3M	3.96	18.57	$10 \times 10d$ (Ours) [§]	3.3	4.22M	4.70	20.84
$37 \times 10d$ (Ours)	13.7M	3.82	17.94	$1 \times 128d$ [20] [†]	1	13.8M	4.08	19.39
$28 \times 12d$ (Ours) [‡]	12.9M	3.74	18.05	$10 \times 10d$ (Ours)	3.3	4.22M	4.21	19.67
Wide ResNet [22]	36.5M	4.17	20.50	$8 \times 12d$ (Ours) [‡]	3.3	4.19M	4.20	19.58
$1 \times 226d$	36.3M	3.88	18.36	Wide ResNet [22]	1	36.5M	4.17	20.50
$8 \times 64d$ [20]	34.4M	3.65	17.77	$1 \times 226d$	1	36.3M	3.88	18.36
$101 \times 10d$ (Ours)	36.3M	3.65	17.44	$2 \times 64d$ [20]	4.0	9.13M	4.02	-
				$14 \times 10d$ (Ours)	6.5	5.63M	4.01	19.04
				$6 \times 25d$ (Ours)	5.0	7.26M	3.94	18.92
				$3 \times 58d$ (Ours)	3.1	11.6M	3.87	18.75
				$2 \times 98d$ (Ours)	2.1	17.4M	3.99	18.32

(a) Primal

(b) Dual

Table 1: **Primal and dual results for ResNeXt-29 baselines on CIFAR-10/100.** Test errors (in %) for CIFAR-10 (C10) and CIFAR-100 (C100) along with model sizes are reported. All models are variants of ResNeXt-29 except for Wide ResNet. (a) The optimally smooth models, $37 \times 10d$ and $101 \times 10d$, surpass the baselines with the same number of parameters. (b) The optimally compact models only use a fraction of the parameters, yet attain similar or slightly degraded test errors. ρ indicates the parameter efficiency. [†] indicates we reproduced results on baseline architectures from the cited paper, [‡] indicates models in the close vicinity of the optima. Results are averaged over 10 runs. Models were trained on 8 GPUs unless indicated by [§], in which case they were trained on a single GPU.

6 Conclusion

Understanding the effects of model architecture on training and test performance is a longstanding goal in the deep learning community. In this work we analyzed collegial ensembling, a general technique used in practice where multiple and functionally identical pathways are aggregated. We showed that collegial ensembles exhibit two distinct regimes of over-parameterization, defined by large width and large multiplicity, with two distinct kernels governing the dynamics of each. In between these two regimes, we introduced a framework for deriving optimal ensembles in a sense of minimum capacity or maximum trainability. Empirical results on practical models demonstrate the predictive power of our framework, paving the way for more principled architecture search algorithms.

	ρ	Params	Top-1 error	Top-5 error
Wide ResNet 28-10 [3]	-	37.1M	40.96	18.87
ResNet-29, $1 \times 128d^\dagger$	1	14.8M	40.61	17.82
ResNeXt-29, $3 \times 64d^\dagger$	1	14.4M	39.58	17.09
ResNeXt-29, $37 \times 10d$ (Ours)	1	14.8M	38.41	16.13
Wide ResNet 28-5 [3]	1.6	9.5M	45.36	21.36
ResNeXt-29, $10 \times 10d$ (Ours)	2.8	5.2M	43.36	19.65
ResNeXt-29, $3 \times 40d$ (Ours)	1.8	8.0M	41.54	18.58

Table 2: **Primal and dual results for ResNet baselines on ImageNet 32×32 .** Top-1 and top-5 errors (in %) and model sizes are reported. The optimally smooth model, $37 \times 10d$, surpasses the baseline architectures from [20] (indicated with †) with the same number of parameters. The optimally compact model, $10 \times 10d$, achieves slightly degraded results but with 2.8 times fewer parameters. Results are averaged over 5 runs.

References

- [1] Sanjeev Arora, Simon S. Du, Wei Hu, Zhiyuan Li, Ruslan Salakhutdinov, and Ruosong Wang. On exact computation with an infinitely wide neural net. *ArXiv*, abs/1904.11955, 2019.
- [2] Alon Brutzkus, Amir Globerson, Eran Malach, and Shai Shalev-Shwartz. Sgd learns over-parameterized networks that provably generalize on linearly separable data. 10 2017.
- [3] Patryk Chrabaszcz, Ilya Loshchilov, and Frank Hutter. A downsampled variant of imagenet as an alternative to the cifar datasets. *arXiv preprint arXiv:1707.08819*, 2017.
- [4] Jia Deng, Wei Dong, Richard Socher, Li-Jia Li, Kai Li, and Li Fei-Fei. Imagenet: A large-scale hierarchical image database. In *2009 IEEE conference on computer vision and pattern recognition*, pages 248–255. Ieee, 2009.
- [5] Ethan Dyer and Guy Gur-Ari. Asymptotics of wide networks from feynman diagrams. *ArXiv*, abs/1909.11304, 2020.
- [6] Boris Hanin. Which neural net architectures give rise to exploding and vanishing gradients? In *NeurIPS*, 2018.
- [7] Boris Hanin and Mihai Nica. Finite depth and width corrections to the neural tangent kernel. *ArXiv*, abs/1909.05989, 2020.
- [8] Boris Hanin and David Rolnick. How to start training: The effect of initialization and architecture. *ArXiv*, abs/1803.01719, 2018.
- [9] Gao Huang, Shichen Liu, Laurens van der Maaten, and Kilian Q. Weinberger. Condensenet: An efficient densenet using learned group convolutions. *2018 IEEE/CVF Conference on Computer Vision and Pattern Recognition*, pages 2752–2761, 2017.
- [10] Arthur Jacot, Franck Gabriel, and Clément Hongler. Neural tangent kernel: Convergence and generalization in neural networks. In *NeurIPS*, 2018.
- [11] Alex Krizhevsky. Learning multiple layers of features from tiny images. 2009.
- [12] Alex Krizhevsky, Ilya Sutskever, and Geoffrey Hinton. Imagenet classification with deep convolutional neural networks. *Neural Information Processing Systems*, 25, 01 2012.
- [13] Jaehoon Lee, Lechao Xiao, Samuel S. Schoenholz, Yasaman Bahri, Jascha Sohl-Dickstein, and Jeffrey Pennington. Wide neural networks of any depth evolve as linear models under gradient descent. *ArXiv*, abs/1902.06720, 2019.
- [14] Zhiyuan Li, Ruosong Wang, Dingli Yu, Simon S. Du, Wei Hu, Ruslan Salakhutdinov, and Sanjeev Arora. Enhanced convolutional neural tangent kernels. *ArXiv*, abs/1911.00809, 2019.
- [15] Etai Littwin and L. Wolf. On the convex behavior of deep neural networks in relation to the layers’ width. *ArXiv*, abs/2001.04878, 2019.
- [16] Etai Littwin and L. Wolf. Residual tangent kernels. *ArXiv*, abs/2001.10460, 2020.
- [17] Behnam Neyshabur, Srinadh Bhojanapalli, David McAllester, and Nathan Srebro. Exploring generalization in deep learning. 06 2017.

- [18] Matthew Olson, Abraham J. Wyner, and Richard Berk. Modern neural networks generalize on small data sets. In *NeurIPS*, 2018.
- [19] Xijun Wang, Meina Kan, Shiguang Shan, and Xilin Chen. Fully learnable group convolution for acceleration of deep neural networks. *2019 IEEE/CVF Conference on Computer Vision and Pattern Recognition (CVPR)*, pages 9041–9050, 2019.
- [20] Saining Xie, Ross B. Girshick, Piotr Dollár, Zhuowen Tu, and Kaiming He. Aggregated residual transformations for deep neural networks. *2017 IEEE Conference on Computer Vision and Pattern Recognition (CVPR)*, pages 5987–5995, 2017.
- [21] Greg Yang. Tensor programs i: Wide feedforward or recurrent neural networks of any architecture are gaussian processes. *ArXiv*, abs/1910.12478, 2019.
- [22] Sergey Zagoruyko and Nikos Komodakis. Wide residual networks. *ArXiv*, abs/1605.07146, 2016.
- [23] Chiyuan Zhang, Samy Bengio, Moritz Hardt, Benjamin Recht, and Oriol Vinyals. Understanding deep learning requires rethinking generalization. 11 2016.
- [24] Xiangyu Zhang, Xinyu Zhou, Mengxiao Lin, and Jian Sun. Shufflenet: An extremely efficient convolutional neural network for mobile devices. *2018 IEEE/CVF Conference on Computer Vision and Pattern Recognition*, pages 6848–6856, 2018.
- [25] Ruizhe Zhao and Wayne Luk. Efficient structured pruning and architecture searching for group convolution. *2019 IEEE/CVF International Conference on Computer Vision Workshop (ICCVW)*, pages 1961–1970, 2019.

A Results and Implementation Details: ImageNet

Primal formulation. Following [20], we use ResNet-50 and ResNet-101 as baselines and report results in Table 3a. Our ResNet-50 based optimal model, $12\times 10d$, obtains slightly better top-1 and top-5 errors than the baseline $32\times 4d$ reported in [20]. This is quite remarkable given that [20] converged to this architecture via an expensive grid search. Our ResNet-101 based optimal model achieves a significantly better top-1 and top-5 error than the ResNet-101 baseline, and a slightly higher top-1 and top-5 error than the ResNeXt baseline $32\times 4d$.

Dual formulation. Using ResNet-50 and ResNet-101 as baselines, we find models that achieve similar top-1 and top-5 errors with significantly less parameters. Detailed results can be found in Table 3b.

	Params	Top-1 error	Top-5 error
ResNet-50, $1\times 64d$ [20] [†]	25.6M	23.93	7.11
ResNeXt-50, $32\times 4d$ [20] [†]	25.0M	22.42	6.36
ResNeXt-50, $12\times 10d$ (Ours)	25.8M	22.37	6.30
ResNeXt-50, $15\times 8d$ (Ours) [‡]	25.1M	22.39	6.38
ResNet-101, $1\times 64d$ [20] [†]	44.5M	22.32	6.25
ResNeXt-101, $32\times 4d$ [20] [†]	44.2M	21.01	5.72
ResNeXt-101, $12\times 10d$ (Ours)	45.5M	21.16	5.74
ResNeXt-101, $15\times 8d$ (Ours) [‡]	44.2M	21.20	5.76

(a) Primal

	ρ	Params	Top-1 error	Top-5 error
ResNet-50, $1\times 64d$ [20] [†]	1	25.6M	23.93	7.11
ResNeXt-50, $3\times 23d$ (Ours)	1.3	19.4M	23.80	7.11
ResNeXt-50, $4\times 16d$ (Ours)	1.5	17.1M	24.00	7.11
ResNet-101, $1\times 64d$ [20] [†]	1	44.5M	22.32	6.25
ResNeXt-101, $3\times 23d$ (Ours)	1.4	32.9M	22.06	6.11
ResNeXt-101, $5\times 12d$ (Ours)	1.7	25.8M	22.30	6.27

(b) Dual

Table 3: **Primal and dual results for ResNet baselines on ImageNet.** Top-1 and top-5 errors (in %) and model sizes are reported. ρ indicates the parameter efficiency, [†] indicates we reproduced results on baseline architectures from the cited paper, [‡] indicates models in the close vicinity of the optimum. Results are averaged over 5 runs.

Implementation details. We follow [20] for the implementation details of ResNet-50, ResNet-101 and their ResNeXt counterparts. We use SGD with 0.9 momentum and a batch size of 256 on 8 GPUs (32 per GPU). The weight decay is 0.0001 and the initial learning rate 0.1. We train the models for 100 epochs and divide the learning rate by a factor of 10 at epoch 30, 60 and 90. We use the same data normalization and augmentations as in [20] except for lighting that we do not use.

B Results and Implementation Details: ImageNet64 \times 64

Implementation details. In order to adapt the ResNeXt-29 architectures used for CIFAR-10/100 and ImageNet32 \times 32 to the resolution of ImageNet64 \times 64, we add an additional stack of three residual blocks following [3]. Following the general parametrization of ResNeXt [20], we multiply the width of this additional stack of blocks by 2 and downsample the spatial maps by the same factor using a strided convolution in the first residual block. We use SGD with 0.9 momentum and a batch size of 512 on 8 GPUs (64 per GPU). The weight decay is 0.0005 and the initial learning rate 0.04. We train the models for 60 epochs and divide the learning rate by a factor 5 at epoch 20, 30 and 40. We use the same data normalization and augmentations as [3].

	ρ	Params	Top-1 error	Top-5 error
Wide ResNet 36-5 [3]	-	37.6M	32.34	12.64
ResNet-38, $1 \times 96d^\dagger$	1	37.5M	29.36	10.10
ResNeXt-38, $2 \times 64d^\dagger$	1	39.0M	28.86	9.72
ResNeXt-38, $22 \times 10d$ (Ours)	1	36.3M	28.34	9.38
ResNeXt-38, $8 \times 10d$ (Ours)	2.3	16.3M	30.93	11.02
ResNet-38, $1 \times 128d^\dagger$	1	57.8M	28.56	9.67
ResNeXt-38, $3 \times 64d^\dagger$	1	56.1M	28.01	9.28
ResNeXt-38, $37 \times 10d$ (Ours)	1	57.7M	27.24	8.74
ResNeXt-38, $10 \times 10d$ (Ours)	3.0	19.1M	30.22	10.60

Table 4: **Primal and dual results for ResNet baselines on ImageNet 64×64 .** Top-1 and top-5 errors (in %) and model sizes are reported. The optimally smooth models, $22 \times 10d$ and $37 \times 10d$, surpass the baseline architectures from [20] (indicated with †) with the same number of parameters. The optimally compact models, $8 \times 10d$ and $10 \times 10d$, achieve slightly degraded results but with significantly fewer parameters. Results are averaged over 5 runs.

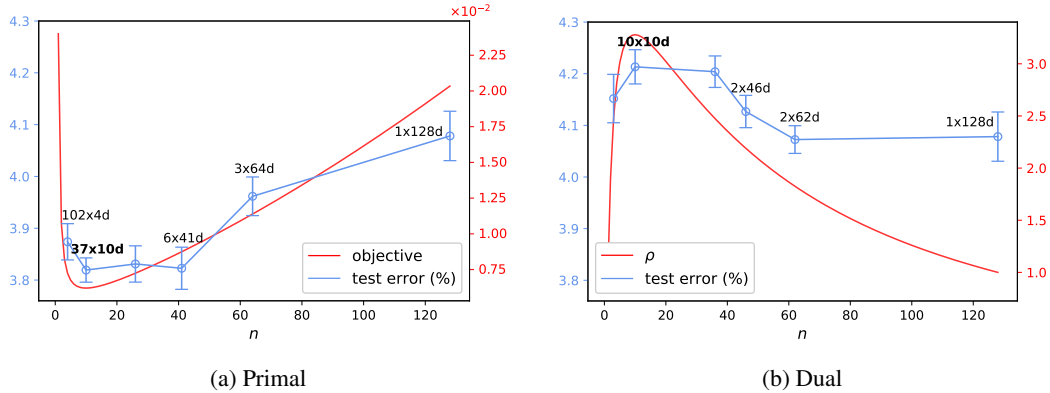


Figure 7: **Test errors (in %) on CIFAR-10.** Clear correlation is observed between test error and the primal curve. (a) Different models sitting on the primal curve. The model achieving the primal minimum, $37 \times 10d$, achieves the best error. (b) Different models sitting on the dual curve. The model $10 \times 10d$ achieves the dual maximum ($\rho \approx 3.3$) and a slightly higher test error than the baseline with 3.3 times fewer parameters. Results are reported over 10 runs and shown with standard error bars.

C Implementation Details: ImageNet 32×32

We use the same ResNeXt-29 architectures from the CIFAR experiments. We use SGD with 0.9 momentum and a batch size of 1024 on 8 GPUs (128 per GPU). The weight decay is 0.0005 and the initial learning rate 0.08. We train the models for 80 epochs and divide the learning rate by a factor 5 at epoch 20, 40 and 60. We use the same data normalization and augmentations as in [3].

D Results on CIFAR-10

Results are shown in Fig. 7 and implementation details can be found in the main text in Sec. 4.2.1.

E FLOPs efficiency

In Sec.3 and the rest of the paper, we considered the parameter efficiency ρ defined as the ratio between the number of parameters of the baseline model and the ensemble (see Eq. 8). Using this definition of efficiency, models satisfying the primal objective were models with similar number of parameters. Instead of using the parameter efficiency, we can consider FLOPs efficiency in the same

way:

$$\rho^{\text{flop}}(m, \mathbf{n}) \triangleq \frac{\beta_s^{\text{flop}}}{m\beta_e^{\text{flop}}(\mathbf{n})}, \quad (15)$$

where β_s^{flop} and β_e^{flop} are the number of FLOPs of the baseline model and of one model in the ensemble respectively. We report results for the primal formulation on CIFAR-10/100 in Table 5. We see that the model achieving the primal optimum, $44 \times 8\text{d}$, attains better test error on CIFAR-10 and CIFAR-100 with similar number of FLOPs.

Model	GFLOPs	Params	C10	C100
ResNet-29 $1 \times 128\text{d}$ [20] [†]	4.19	13.8M	4.08	19.39
ResNeXt-29 $3 \times 64\text{d}$ [20] [†]	4.15	13.3M	3.96	18.57
ResNeXt-29 $44 \times 8\text{d}$ (Ours)	4.20	12.7M	3.66	17.86
ResNeXt-29 $60 \times 6\text{d}$ (Ours) [‡]	4.17	12.6M	3.73	18.04

Table 5: **Results for ResNeXt-29 baselines on CIFAR-10/100 when keeping FLOPs constant instead of # parameters.** Test errors (in %) for CIFAR-10 (C10) and CIFAR-100 (C100) along with model GFLOPs and sizes are reported. The optimally smooth model, $44 \times 8\text{d}$, surpasses the baselines with the same number of FLOPs. [†] indicates we reproduced results on baseline architectures from the cited paper, [‡] indicates models in the close vicinity of the optimum. Results are averaged over 10 runs.

F Fitting α to a ResNet Block

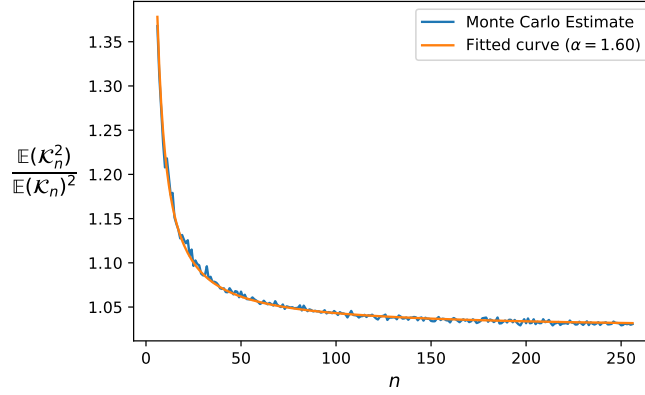


Figure 8: **Estimating the variance of a ResNet block and fitting α .** The Monte Carlo estimate is calculated over 2000 trials and α is fitted following Algorithm 1 as described in Sec. 4.2.

G Figure Illustrating Theorem 1

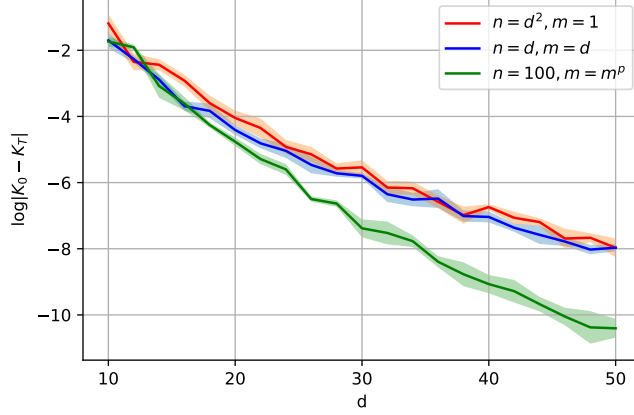


Figure 9: Dynamics of the NTK during training as a function of width n and multiplicity m for (a) baseline single model (b) ensemble (c) ensemble with a constant width $n = 100$, and multiplicity m to match the number of parameters in the baseline (red). The NTK was computed for a single off-diagonal entry for a depth $L = 4$ fully connected network trained on MNIST. The y axis corresponds to the absolute change in log scale between the NTK value at initialization, and after training for $T = 100$ epochs. As predicted in Theorem 1, the baseline model with $m = 1, n = d^2$ and the ensemble with $m = n = d$ have equal mn , therefore exhibit similar correction of the NTK. In (c), the change of the NTK becomes smaller than the baseline, as mn is considerably larger, although the total parameter count is the same as the baseline.

H Proofs of Lemma 1 and Theorem 1

Lemma 1 (Infinite ensemble). *The following holds:*

$$\mathcal{K}^e(\Theta) \xrightarrow{a.s.} \mathcal{K}_n^\infty \quad \text{as } m \rightarrow \infty. \quad (6)$$

Proof. Recall that the NTK of the ensemble is given by the mean:

$$\mathcal{K}^e(X; \Theta) = \frac{1}{m} \sum_{j=1}^m \mathcal{K}_n(X; \theta_j). \quad (16)$$

Note that expectation of each member in the average is identical and finite under Lebesgue integration:

$$\mathcal{K}_n^\infty(X) = \mathbb{E}_\theta[\mathcal{K}_n(X; \theta_j)]. \quad (17)$$

Since each member of the ensemble is sampled independently, we have from the strong law of large numbers (LLN):

$$\frac{1}{m} \sum_{j=1}^m \mathcal{K}_n(X; \theta_j) \xrightarrow{a.s.} \mathcal{K}_n^\infty(X) \quad \text{as } m \rightarrow \infty. \quad (18)$$

Proving the claim. □

Theorem 1 (NTK evolution over time). *For analytic activation functions $\phi(\cdot)$ and the L_2 cost function, it holds for any finite t :*

$$\mathcal{K}^e(\Theta_t) - \mathcal{K}^e(\Theta_0) \sim \mathcal{O}_p\left(\frac{1}{mn}\right) \quad (7)$$

where the notation $x_n = \mathcal{O}_p(y_n)$ states that x_n/y_n is stochastically bounded.

Proof. In the following proof, we assume for the sake of clarity our training data contains a single example, so that $\mathcal{K}_n, \mathcal{K}^e, \mathcal{F}_n, \mathcal{F}^e \in \mathcal{R}$. The results however hold in the general case. Throughout the proof, we use Θ_t to denote the weights at time t , while Θ, θ_j denote the weights at initialization.

For analytic activation functions, the time evolved kernel $\mathcal{K}^e(\Theta_t)$ is analytic with respect to t . Therefore, at any time t we may approximate the kernel using Taylor expansion evaluated at $t = 0$:

$$\mathcal{K}^e(\Theta_t) - \mathcal{K}^e(\Theta) = \sum_{r=1}^{\infty} \frac{\partial^r \mathcal{K}^e(\Theta)}{\partial t^r} \frac{t^r}{r!}. \quad (19)$$

Similarly to the technique used in [13], we assume we may exchange the Taylor expansion with large width and multiplicity limits. We now analyze each term in the Taylor expansion separately. Using Eq. 4 in the main text, the r -th order term of the ensemble NTK is given by:

$$\frac{\partial^r \mathcal{K}^e(\Theta)}{\partial t^r} = \frac{1}{m} \sum_{j=1}^m \frac{\partial^r \mathcal{K}_n(\theta_j)}{\partial t^r} = \frac{1}{m} \sum_{j=1}^m \left(\frac{\partial}{\partial t} \right)^r \mathcal{K}_n(\theta_j). \quad (20)$$

Denote the residual terms $\mathcal{R}_j = (\mathcal{F}_n(\theta_j) - \frac{y}{\sqrt{m}}) \in \mathcal{R}^N$ and $\mathcal{R}(\Theta) = \frac{1}{\sqrt{m}} \sum_{j=1}^m \mathcal{R}_j$. Under gradient flow and the L_2 cost given by $\mathcal{L} = \frac{1}{2} (\mathcal{R}(\Theta))^2$, the parameters evolve according to:

$$\dot{\Theta} = -\nabla_{\Theta} \mathcal{L} = -\left(\frac{\partial \mathcal{F}^e(\Theta)}{\partial \Theta} \right) \mathcal{R}(\Theta). \quad (21)$$

The parameters of each model j in the ensemble evolve according to:

$$\dot{\theta}_j = -\nabla_{\theta_j} \mathcal{L} = -\left(\frac{\partial \mathcal{F}^e(\Theta)}{\partial \theta_j} \right) \mathcal{R}(\Theta) = -\frac{1}{\sqrt{m}} \left(\frac{\partial \mathcal{F}_n(\theta_j)}{\partial \theta_j} \right) \mathcal{R}(\Theta). \quad (22)$$

The time derivative operator $\frac{\partial}{\partial t}$ at $t = 0$ can be expanded as follows:

$$\frac{\partial}{\partial t} = \left\langle \dot{\Theta}, \frac{\partial}{\partial \Theta} \right\rangle = \sum_{j=1}^m \left\langle \dot{\theta}_j, \frac{\partial}{\partial \theta_j} \right\rangle \quad (23)$$

Plugging the definition of $\dot{\theta}_j$ into Eq. 22 into Eq. 23 yields:

$$\frac{\partial}{\partial t} = -\frac{1}{\sqrt{m}} \mathcal{R}(\Theta) \sum_{j=1}^m \left\langle \frac{\partial \mathcal{F}_n(\theta_j)}{\partial \theta_j}, \frac{\partial}{\partial \theta_j} \right\rangle = -\frac{1}{\sqrt{m}} \mathcal{R}(\Theta) \sum_{j=1}^m \hat{\Gamma}_j \quad (24)$$

where we have introduced the operator $\hat{\Gamma}_j = \left\langle \frac{\partial \mathcal{F}_n(\theta_j)}{\partial \theta_j}, \frac{\partial}{\partial \theta_j} \right\rangle$. For each model $j = j_0$ in the ensemble, the r -th time derivative of its corresponding NTK at $t = 0$ is therefore given by:

$$\left(\frac{\partial}{\partial t} \right)^r \mathcal{K}_n(\theta_{j_0}) = \left[-\frac{1}{\sqrt{m}} \mathcal{R}(\Theta) \left(\sum_{j=1}^m \hat{\Gamma}_j \right) \right]^r \mathcal{K}_n(\theta_{j_0}) \quad (25)$$

$$= \left[-\frac{1}{m} \left(\sum_{j_1, j=1}^m \mathcal{R}_{j_1} \hat{\Gamma}_j \right) \right]^r \mathcal{K}_n(\theta_{j_0}) \quad (26)$$

$$= \left(\frac{-1}{m} \right)^r \sum_{j_1 \dots j_r=1}^m \left[\prod_{u=1}^r \left(\mathcal{R}_{j_u} \sum_{j=1}^m \hat{\Gamma}_j \right) \right] \mathcal{K}_n(\theta_{j_0}) \quad (27)$$

$$= \left(\frac{-1}{m} \right)^r \sum_{j_1 \dots j_r=1}^m \xi_{j_0 \dots j_r}. \quad (28)$$

where $\prod_{u=1}^r A_u = A_r A_{r-1} \dots A_1$, and $\xi_{j_0 \dots j_r} = \left[\prod_{u=1}^r \left(\mathcal{R}_{j_u} \sum_{j=1}^m \hat{\Gamma}_j \right) \right] \mathcal{K}_n(\theta_{j_0})$.

Using the notation $\forall_{j,u}, (\hat{\Gamma}_j)^u \mathcal{R}_j = \mathcal{R}_j^{(u)}$, and noticing that $\mathcal{K}_n(\theta_j), \mathcal{R}_j$ depend only on θ_j , the

following hold:

$$\forall_{j_1 \neq j_2}, \quad \hat{\Gamma}_{j_1} \mathcal{K}_n(\theta_{j_2}) = 0. \quad (29)$$

$$\forall_{u, j_1 \neq j_2}, \quad \hat{\Gamma}_{j_1} \mathcal{R}_{j_2}^{(u)} = 0. \quad (30)$$

$$\forall_j, \quad \hat{\Gamma}_j \mathcal{R}_j = \mathcal{K}_n(\theta_j). \quad (31)$$

$$\forall_{j,u,v}, \quad \hat{\Gamma}_j \mathcal{R}_j^{(u)} \mathcal{R}_j^{(v)} = \mathcal{R}_j^{(u+1)} \mathcal{R}_j^{(v)} + \mathcal{R}_j^{(u)} \mathcal{R}_j^{(v+1)}. \quad (32)$$

Using the above equalities, the terms $\xi_{j_0 \dots j_r}$ can be expressed as a sum over a finite set \mathbf{S}^r as follows:

$$\forall_{j_0, \dots, j_r}, \quad \xi_{j_0 \dots j_r} = \sum_{\mathbf{S}^r} \prod_{v=0}^r \mathcal{R}_{j_v}^{(u_v)}, \quad \mathbf{S}^r := \{u_v\}_{v=0}^r \left| \begin{array}{l} \forall_{0 \leq v, 0 \leq u_v \leq r-v} \\ 2 \leq u_0 \leq r+1 \\ \sum_{v=0}^r u_v = r+1 \end{array} \right. \quad (33)$$

Example: for $r = 2$, the term ξ_{j_0, j_1, j_2} is expanded using as follows:

$$\xi_{j_0, j_1, j_2} = \left[\prod_{u=1}^2 \left(\mathcal{R}_{j_u} \sum_{j=1}^m \hat{\Gamma}_j \right) \right] \mathcal{K}_n(\theta_{j_0}) \quad (34)$$

Expanding the multiplication and using Eq. 31:

$$\xi_{j_0, j_1, j_2} = \left(\mathcal{R}_{j_2} \sum_{j=1}^m \hat{\Gamma}_j \right) \left(\mathcal{R}_{j_1} \sum_{j=1}^m \hat{\Gamma}_j \right) \mathcal{R}_{j_0}^{(1)} \quad (35)$$

Using the chain rule in Eq.32, and eliminating elements using Eq. 30:

$$\xi_{j_0, j_1, j_2} = \left(\mathcal{R}_{j_2} \sum_{j=1}^m \hat{\Gamma}_j \right) \mathcal{R}_{j_1} \mathcal{R}_{j_0}^{(2)} = \mathcal{R}_{j_2} \mathcal{R}_{j_1}^{(1)} \mathcal{R}_{j_0}^{(2)} + \mathcal{R}_{j_2} \mathcal{R}_{j_1} \mathcal{R}_{j_0}^{(3)} \quad (36)$$

We can now express the result in the formulation of Eq. 33

$$\xi_{j_0, j_1, j_2} = \sum_{\mathbf{S}^2} \prod_{v=0}^2 \mathcal{R}_{j_v}^{(u_v)}, \quad \mathbf{S}^2 := \{u_v\}_{v=0}^2 \left| \begin{array}{l} \forall_{0 \leq v, 0 \leq u_v \leq 2-v} \\ 2 \leq u_0 \leq 3 \\ \sum_{v=0}^2 u_v = 3 \end{array} \right. \quad (37)$$

The r 'th time derivative of the full ensemble \mathcal{K}^e is given by:

$$\left(\frac{\partial}{\partial t} \right)^r \mathcal{K}^e = \frac{1}{m} \sum_{j_0=1}^m \left(\frac{\partial}{\partial t} \right)^r \mathcal{K}_n(\theta_{j_0}) \quad (38)$$

$$= \frac{(-1)^r}{m^{r+1}} \sum_{j_0 \dots j_r=1}^m \xi_{j_0 \dots j_r} \quad (39)$$

$$= \frac{(-1)^r}{m^{r+1}} \sum_{j_0 \dots j_r=1}^m \sum_{\mathbf{S}^r} \prod_{v=0}^r \mathcal{R}_{j_v}^{(u_v)} \quad (40)$$

$$= (-1)^r \sum_{\mathbf{S}^r} \prod_{v=0}^r \left(\frac{\sum_{j=1}^m \mathcal{R}_j^{(u_v)}}{m} \right) \quad (41)$$

Note that for $0 \leq u$, the term $\mathcal{R}_j^{(u+1)}$ represents the u 'th time derivative of $\mathcal{K}_n(\theta_j)$ under gradient flow with the loss $\mathcal{L} = \mathcal{R}_j$. Using results¹ from [5] on wide single fully connected models, we have that $\forall_{u \geq 1} \mathcal{R}_j^{(u)} \sim \mathcal{O}_p(n^{-1})$, and $\mathcal{R}_j^{(1)} \sim \mathcal{O}_p(1)$. Moreover, from the independence of the weights

¹In [5], the $\mathcal{O}_p(n^{-1})$ result was obtained using a conjecture, and demonstrated empirically to be tight. An $\mathcal{O}_p(n^{-0.5})$ result of the same quantity is obtained rigorously in [10], which yields an asymptotic behaviour of $\mathcal{O}_p(n^{-0.5} m^{-1})$ for the ensemble.

$\forall_{j_1 \neq j_2}, \theta_{j_1} \perp\!\!\!\perp \theta_{j_2}$, it holds that $\forall_{u, j_1 \neq j_2}, \mathcal{R}_{j_1}^u \perp\!\!\!\perp \mathcal{R}_{j_2}^u$. Therefore, for any fixed r the set \mathbf{S}^r is finite, and so we may apply the central limit theorem for large m on the terms in Eq. 41 individually:

$$\left(\frac{\sum_{j=1}^m \mathcal{R}_j^{(u)}}{m} \right) \sim \begin{cases} \mathcal{O}_p(\frac{1}{\sqrt{mn}}) & u > 1 \\ \mathcal{O}_p(1) & u = 1 \\ \mathcal{O}_p(\frac{1}{\sqrt{m}}) & u = 0 \end{cases} \quad (42)$$

Plugging back into Eq. 41 yields the desired result by noticing that $2 \leq u_0$ and $u_r = 0$:

$$\left(\frac{\partial}{\partial t} \right)^r \mathcal{K}^e \sim \mathcal{O}_p\left(\frac{1}{nm}\right) \quad (43)$$

□