

Secure Route Planning Using Dynamic Games with Stopping States

Sandeep Banik Shaunak D. Bopardikar

Abstract—We consider the classic motion planning problem defined over a roadmap in which a vehicle seeks to find an optimal path to a given destination from a given starting location in presence of an attacker who can launch attacks on the vehicle over any edge of the roadmap. The vehicle (defender) has the capability to switch on/off a countermeasure that can detect and permanently disable the attack if it occurs concurrently. We model this problem using the framework of a zero-sum dynamic game with a stopping state being played simultaneously by the two players. We characterize the Nash equilibria of this game and provide closed form expressions for the case of two actions per player. We further provide an analytic lower bound on the value of the game and characterize conditions under which it grows sub-linearly with the number of stages. We then study the sensitivity of the Nash equilibrium to (i) the cost of using the countermeasure, (ii) the cost of motion and (iii) the benefit of disabling the attack. We then apply these results to solve the motion planning problem and compare the benefit of our approach over a competing approach based on converting the problem to a shortest path problem using the expected cost of playing the game over each edge.

I. INTRODUCTION

The rise of connected autonomous vehicles (CAV) and unmanned aerial vehicles (UAV) have paved its path into various applications including mobility services, vehicle platooning, delivery systems, search and rescue operations and surveillance. However, the use of such vehicles faces a number of challenges including cyber and physical attacks [1], [2], [3]. Continuous scanning for attacks also requires energy which can greatly hamper the successful completion of the mission. Therefore, it becomes imperative to factor in the risk in presence of an adversary at the route planning stage, which motivates research in the domain of *secure route planning*. This work will have a significant impact in assuring integrity of various real-world systems such as Amazon Prime Air or Google's Project Wing. This paper studies the interplay between costs related to mobility and security in a prototypical path planning problem in presence of an adversary via a dynamic game with stopping states.

A. Related literature

Security of cyber-physical systems (CPS) including mobile robots has attracted a lot of attention recently. Recent works include [4], [5] that characterizes robustness of state estimators under attack in presence of process noise and modeling errors. Reference [6] addresses the use of game theoretic methods to compute locally optimal solutions in presence of attacks and known bounds on disturbances applied to GPS-spoofing of a linear dynamical system. Reference [7]

determine a secure trajectory for a robot (autonomous vehicle) when moving a source to a destination and characterize conditions under which attack remains undetected.

The importance of communication data in order to avoid damages or manipulate systems is discussed in [8]. The authors develop a metric to secure CPS communication and mitigate potential attacks. Considering increased distributed mechanisms, secure transmission of data poses another set of challenges for designing such security protocols. Owing to the increase in swarm-robotics applications, reference [9] proposes a distributed robust sub-modular optimization algorithm that will safeguard robots against denial-of-service failures/attacks. Related to swarm-robotics, reference [10] addresses security measures for motion planning to safeguard a mobile robot against eavesdropping. The proposed solution is a secure communication in order to encode these packets containing trajectory information to save it from any eavesdropper. Reference [11] addresses the problem of designing a sensor network to optimally guard security critical infrastructure, such as a helicopter deployed in a flood hit region to search and relocate the survivors and efficiently obtain near-optimal distributions.

Game theory can be used to model cyber-security aspects of vehicular networks such as communication links, hardware and the software of such systems [12]. Attacks over the wireless communication channels have been studied in [1]. Cyber-security threats are modeled and analyzed to generate the threat profile of the system in order to secure the vulnerabilities. Reference [3] models cyber-security in conjunction with the communication links, hardware and software to develop a risk model of a threat profile. A Man-in-the-Middle attack was demonstrated in reference [2]. It was shown that professional UAV(s) used for mission critical tasks are susceptible to such attacks and can be secured through an appropriate set of countermeasures.

In the context of secure route planning, the only recent works to the best of our knowledge are the ones considered in [13], [14], which adopt a game theoretic model to select a route for a UAV in presence of a malicious attacker that can attack on vertices of the domain. Our work differs from these references in multiple aspects including: dynamic modeling of the attack process over an edge as opposed to attacks being static and on vertices; and no specific requirements on the edges over multiple paths to be non-overlapping.

B. Contribution

The contributions of this work are three-fold. First, we introduce a framework for multistage zero-sum games with a novel structure of a *stopping state*, i.e., the game terminates

The authors are with the Department of Electrical and Computer Engineering at Michigan State University, East Lansing, MI, USA. Emails: baniksan@msu.edu; shaunak@egr.msu.edu

if the players play out of a given subset of their actions (cf. Figure 1). This game serves as a model to characterize the costs of mobility and security while moving over an edge of a given roadmap. The proposed model can be considered as a dual version of the classic *Chicken game* or the *War of attrition* [15] with an additive stage cost which models look-ahead. We characterize the Nash equilibria of this game and completely analyze the case of two actions per player.

Second, we construct a meta-game over the roadmap, where the objective of the defender (UAV or CAV) is to go from a source node to a destination node while minimizing the impact of attack. The attacker's objective is to target the most vulnerable edge over the given set of paths over which the defender plans its path(s). For ease of exposition, we assume that the attacker is restricted to attack only one edge along the path of the defender. Over a simple network, we quantify the sensitivity of the choice of path (resp. edges for the attacker) to the costs of mobility and security.

Third, for larger roadmaps, the solution of the meta-game is compared against a simple heuristic based on computing the shortest path constrained to a single attack over an edge for a range of graph/network sizes. The shortest path is calculated by replacing the edge weights with the value of playing the multi-stage zero-sum game along the edge. We compare the length of the path obtained by solving the meta-game and the length of shortest path under an edge attack. We observe that in sparse graphs, the meta game approach yields the same solution as the heuristic with a high likelihood, whereas it yields a reduced path length in dense graphs, but with a larger computation time.

C. Outline of the paper

The paper is organized as follows. We formulate the problem of the multi-stage feedback game and the meta-game in Section II. In Section III, the solution to the multi-stage feedback game is characterized as a function of the stage costs and number of stages. The sensitivity of the outcome of the game are drawn corresponding to the stage cost parameters. The meta-game is evaluated in Section IV on a simple network and the sensitivity of choosing the shortest path versus the alternatives is evaluated as a function of the the stage cost parameters and number of stages along an edge. In Section V, the game is simulated over large graphs/networks and compared against the shortest path heuristic. Finally, we conclude this paper and identify future directions in Section VI. The proofs of all mathematical claims are presented in the appendix.

II. PROBLEM FORMULATION

Consider an environment modeled as a graph G with a set of vertices V and a set of edges E . Given an edge e , we model the interaction between an attacker and a defender as a *multi-stage zero-sum game* (MZSG) defined by a sequence of matrices S^1, S^2, \dots, S^{K_e} , where K_e is the number of stages for the edge e . For ease of exposition, we restrict the description to the case where each matrix $S^k \in \mathbb{R}^{2 \times 2}$. At each stage k over the edge e , when the defender (row player) and the attacker (column player) simultaneously select actions from

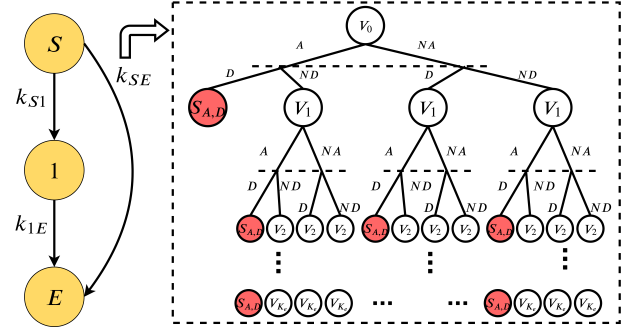


Fig. 1: The *multi-stage zero-sum game with stopping states* along one of the edges of the graph. The dotted line at each stage indicate the choice of the defender. The policy of the attacker (resp. defender) is abbreviated as $\{A, NA\}$ (resp. $\{D, DA\}$) for $\{\text{Attack, No attack}\}$ (resp. $\{\text{Defend, No defend}\}$). The termination of the game is indicated by the red colored node.

the set $\{\text{Defend, No Defend}\}$ and $\{\text{Attack, No Attack}\}$, respectively, then the payoff to the attacker equals S_{ij}^k . We consider that the attack is *detected* at stage k over edge e , whenever the action pair $\{\text{Defend, Attack}\}$ gets selected. The game *stops* at stage k of edge e if the attacker gets detected a total of L times until stage k . An illustration of a simple graph with MZSG is shown in the Figure 1. This stopping state models the fact that after getting detected a total of L times, the attack is permanently disabled. Thus, if the players select actions $\{(i_1, j_1), \dots, (i_{K_e}, j_{K_e})\}$, then the net payoff to the attacker is given by

$$\sum_{k=1}^{K_e} S_{i_k, j_k}^k I(\underbrace{\text{the game stopped at or before stage } k}_{\mathcal{A}_k}),$$

where $I(\mathcal{A}_k) \in \{0, 1\}$ denotes the indicator function of the event \mathcal{A}_k and is described as,

$$I(\mathcal{A}_k) = \begin{cases} 0 & \text{if } \{A, D\} \in \cap_{n=1}^k \{i_n, j_n\}, \\ 1 & \text{otherwise} \end{cases}$$

For the edge e , a *multi-stage behavioral policy* for the defender is a set of probability distributions $\mathcal{Y}_e := \{y_1, \dots, y_{K_e}\} \in \Delta_2^{K_e}$ and for the attacker is a set of probability distributions $\mathcal{Z}_e := \{z_1, \dots, z_{K_e}\} \in \Delta_2^{K_e}$. Here, Δ_2 is the probability simplex in 2 dimensions. Let $J_e : (\Delta_2^{K_e} \times \Delta_2^{K_e}) \rightarrow \mathbb{R}$ denote the expected payoff to the attacker over edge e . Then, J_e is given by

$$J_e(\mathcal{Y}_e, \mathcal{Z}_e) = \sum_{k=1}^{K_e} y'_k S^k z_k I(\text{Game stopped at or before stage } k). \quad (1)$$

If the attacker attacks the edge e , then the *cost* of the edge e is defined by behavioral policies $(\mathcal{Y}_e^*, \mathcal{Z}_e^*)$ that are in *Nash equilibrium* over the edge e , i.e., they satisfy

$$J_e(\mathcal{Y}_e^*, \mathcal{Z}_e) \leq J_e(\mathcal{Y}_e^*, \mathcal{Z}_e^*) \leq J_e(\mathcal{Y}_e, \mathcal{Z}_e^*), \forall \mathcal{Y}, \mathcal{Z} \in \Delta_2^{K_e}.$$

We denote the Nash equilibrium value, $J_e^* := J_e(\mathcal{Y}_e^*, \mathcal{Z}_e^*)$. Since the cost of traversing an edge depends on whether the edge has been attacked or not, we can define the cost w_e of the edge e as follows,

$$w_e = \begin{cases} J_e^*, & \text{if edge } e \text{ is attacked,} \\ \sum_{k=1}^{K_e} S_{2,2}^k, & \text{otherwise} \end{cases}, \quad (2)$$

where the summation refers to only the cost of motion over the edge. Two edges e and e' are said to be *linked* if both e and e' share a common vertex. Let $S, T \in V$ denote a start/destination pair of vertices. A path from S to T is a collection of linked edges $\pi_{ST} := \{e_{Si_1}, e_{i_1i_2}, \dots, e_{i_nT}\}$. The collection of paths from S to T is denoted as P_{ST} . The cost of a path $\pi_{ST} \in P_{ST}$ is defined as

$$w_{\pi_{ST}} = \sum_{e \in \pi_{ST}} w_e. \quad (3)$$

This cost w_e can then be used to define a *meta-game* being played between the defender and the attacker in which the attacker selects a subset $\mathcal{E} \subset E$ of $|\mathcal{E}|$ edges to attack and the defender selects a path $\pi_{ST} \in P_{ST}$. For the possible n paths the subset of attack edges is defined as, $\mathcal{E} = \cap_{i=1}^{|P_{ST}|} \pi_{ST}^i \in P_{ST}$. This meta-game is represented equivalently through the entries of a matrix W having a number of rows equal to the cardinality $|P_{ST}|$ and the number of columns equal to $\binom{|E|}{|\mathcal{E}|}$. A *mixed policy* for the defender (resp. attacker) in the meta-game is a probability distribution \tilde{y} (resp. \tilde{z}) over the set of paths P_{ST} (resp. the subsets of edges with cardinality $|\mathcal{E}|$). The goal of this paper is to compute a Nash equilibrium value for the meta-game defined as,

$$W_{NE} = \min_{\tilde{y} \in \Delta_{|P_{ST}|}} \max_{\tilde{z} \in \Delta_{\binom{|E|}{|\mathcal{E}|}}} \tilde{y}^T W \tilde{z}, \quad (4)$$

and the resulting optimal policies for each player, i.e.,

$$\tilde{y}^* \in \arg \min_{\tilde{y} \in \Delta_{|P_{ST}|}} \tilde{y}' W \tilde{z}^*, \quad \tilde{z}^* \in \arg \max_{\tilde{z} \in \Delta_{\binom{|E|}{|\mathcal{E}|}}} \tilde{y}^*{}' W \tilde{z}.$$

Outline of the approach: In the sequel, we first present the solution to the multi-stage zero-sum game with stopping states played over an edge through an analytic expression for J_e as a function of the number of stages K_e for the case of identical payoff matrices at every stage, i.e., $S^1 = S^2 = \dots = S^{K_e} = S$ and $L = 1$, i.e., the game terminates after the attack is detected once. We then use this solution to define the cost matrix W and compute the solution of the meta-game for small sized graphs, i.e., small values of $|P_{ST}|$. Finally, we provide a comparison with efficient heuristics based on shortest path algorithms and quantify their effectiveness against the attack model considered.

III. DYNAMIC GAME WITH STOPPING STATES ON AN EDGE

In this section, we analyze the zero-sum game played along an edge e in the case of $L = 1$, i.e., the attack is disabled when the defender defends concurrently when the attacker attacks.

As illustrated in Figure 1, the game stops either in the red states or at any of the white leaf nodes. Since this is a complete information feedback game, a standard technique to solve these games using the cost to go function (e.g., see [15]) to be solved recursively using the equation,

$$V_{k-1} = \text{Val}(V_k D + S), \quad (5)$$

where $k \in \{K_e, K_e - 1, \dots, 1\}$, is the stage, V_k is the expected value of the game at the k^{th} stage, S is the stage

cost matrix, D is the decision matrix at every stage as a consequence of the termination at the game corresponding to the action pair {Defend, Attack} and $\text{Val}(\cdot)$ is a function mapping which takes in expected value of the next stage k and stage cost and returns the expected cost stage $k - 1$. For the 2×2 case considered in this paper, equation (5) is further expanded as,

$$\begin{aligned} V_{k-1} &= \text{Val} \left(V_k \underbrace{\begin{bmatrix} 0 & 1 \\ 1 & 1 \end{bmatrix}}_D + \begin{bmatrix} s_{11} & s_{12} \\ s_{21} & s_{22} \end{bmatrix} \right) \\ &= \min_{y_k \in \Delta_2} \max_{z_k \in \Delta_2} y_k' \left(V_k \begin{bmatrix} 0 & 1 \\ 1 & 1 \end{bmatrix} + \begin{bmatrix} s_{11} & s_{12} \\ s_{21} & s_{22} \end{bmatrix} \right) z_k. \end{aligned} \quad (6)$$

The expected value of the game for given stage is given as,

$$V_{k-1} = y_k^*{}' \left(V_k \begin{bmatrix} 0 & 1 \\ 1 & 1 \end{bmatrix} + \begin{bmatrix} s_{11} & s_{12} \\ s_{21} & s_{22} \end{bmatrix} \right) z_k^*, \quad (7)$$

where $\{y_k^*, z_k^*\}$ is a mixed Nash equilibrium at stage k .

Our first result summarizes analytic expressions for the Nash equilibrium policies and the value below.

Theorem 3.1: Consider the dynamic game with stopping states modeled using equation (7), $\forall k \in \{1, 2, \dots, K_e\}$. The unique Nash equilibrium of the game at stage k is given by,

$$y_k^* = \begin{bmatrix} \frac{s_{22} - s_{21}}{s_{11} - s_{12} - s_{21} + s_{22} - V_k} \\ \frac{s_{11} - s_{12} - V_k}{s_{11} - s_{12} - s_{21} + s_{22} - V_k} \end{bmatrix}, \text{ and} \quad (8)$$

$$z_k^* = \begin{bmatrix} \frac{s_{22} - s_{12}}{s_{11} - s_{12} - s_{21} + s_{22} - V_k} \\ \frac{s_{11} - s_{21} - V_k}{s_{11} - s_{12} - s_{21} + s_{22} - V_k} \end{bmatrix}, \quad (9)$$

where $V_{K_e} := \text{Val}(S) = \det(S)/(s_{11} - s_{12} - s_{21} + s_{22})$, and

$$V_{k-1} = V_k + \frac{\det(S) - s_{22}V_k}{s_{11} - s_{12} - s_{21} + s_{22} - V_k}, \quad (10)$$

and $\det(S)$ is the determinant of S . \square

The proof of this result has been included in the appendix. While Theorem 3.1 yields an implicit formula to compute the solution of the game recursively. Next, we parameterize the stage cost matrix S with ratios r_1 and r_2 as follows,

$$S = s_{11} \begin{bmatrix} 1 & 1 \\ r_1 & r_2 \end{bmatrix}, \quad (11)$$

$$\text{where } r_1 := \frac{s_{12}}{s_{11}}, \text{ and } r_2 := \frac{s_{22}}{s_{11}}.$$

The motivation for such a matrix relies on the assumption that the payoff for defending remains independent of the actions of the attacker. The result of a parameterized matrix (11) causes the recursive equation (10) to take the form,

$$V_{k-1} = s_{11} \left(V_k + \frac{r_2 - r_1 - r_2 V_k}{r_2 - r_1 - V_k} \right). \quad (12)$$

We determine two solutions to the defined recursion equation namely; $r_2 > 0$ and when the ratio $r_2 = 0$, while normalizing the payoff corresponding to defense to unity, i.e., $s_{11} = 1$.

Proposition 3.2: In the limit of large number of stages K (or equivalently, the inter-stage time interval tending to zero),

$$\begin{cases} \text{if } r_2 = 0; \\ V_k = -r_1 + \sqrt{r_1^2 + (2r_1K_e + 2r_1(1-k) + 1)}, \\ \text{otherwise, } V_k \text{ satisfies} \\ \frac{(r_2 - 1)c \log(|r_2V_k - c|/r_1)}{r_2^2} - \frac{(V_k - 1)}{r_2} = (K_e - k). \end{cases} \quad (13)$$

where $c := r_2 - r_1$. \square

The proof of this result is presented in the appendix. Given the number of stages along an edge K_e , the outcome of a game is determined at $k = 0$, i.e., V_0 which is the solution of the game (equation (1)). From equation (13) we can deduce that the outcome of the game increases sublinearly with total number of stages K_e for sufficiently small values of r_2 . The effect of the ratio r_2 on the outcome of the MZSG, policy of the defender and attacker as a function of the total stages are shown in Figures 2a, 2b and 2c. It is observed that with increasing ratio r_2 the sublinearity property on the outcome of multi-stage zero-sum game with stopping states is dominated by a linear term which is a function of r_2 . The policy of the defender y_0 at the start of a game is shown in the Figure 2b and it is observed that the probability of defending reduces with the increasing number of stages K_e . Similarly, from Figure 2b, the attack policy z_0 is shown to decrease over the number of stages K_e . The results of the policies for both the defender and attacker is a consequence of the additive stage cost, where it is the most beneficial for the attacker and defender to play actively (Attack, Defend) toward the end of the game.

With the game well defined in the final stage K_e , using equation (13), we can further determine the limiting values of the attacker and defender policy. The Nash equilibrium at the final stage K_e is given by,

$$y_{K_e}^* = \begin{bmatrix} \frac{r_2 - r_1}{r_2 - r_1 - 1} \\ 1 \\ 1 - (r_2 - r_1) \end{bmatrix}, z_{K_e}^* = \begin{bmatrix} \frac{r_2 - 1}{r_2 - r_1 - 1} \\ r_1 \\ 1 - (r_2 - r_1) \end{bmatrix}. \quad (14)$$

The following result summarizes a key property of this analysis.

Corollary 3.3: For the zero-sum multi-stage feedback game defined by equation (5), with a constant stage cost S , the mixed policies for the defender and attacker at the start of the MZSG as the number of stages $K_e \rightarrow \infty$ is given as,

$$\lim_{K_e \rightarrow \infty} y_1^* = \begin{bmatrix} 0 \\ 1 \end{bmatrix}, \lim_{K_e \rightarrow \infty} z_1^* = \begin{bmatrix} 0 \\ 1 \end{bmatrix}.$$

In short, this means that both players begin with not defending and not attacking, respectively at the beginning of the game and gradually (monotonically) shift the weight toward defending and attacking as the stages progress!

Numerical results

We now present numerical results of the game analyzed in the previous subsection. The simulation of the game is performed with the matrices $S^1, S^2, \dots, S^K = S$ given by

$$S = \begin{bmatrix} 30 & 30 \\ 70 & 10 \end{bmatrix}.$$

The simulation with attack $L = 1$ is shown in the Figure 2d. The outcome of the game as a function of the stages is shown to increase linearly with the number of stages K_e (cf. Proposition 3.2). An alternate variant of the stage matrix discounted along the stages, i.e., $S_k = \beta^k S$ is compared against the original fixed stage cost. It is observed the discounted matrix rises to a peak and then tapers down. This will also be reflected in the policy of the attacker and the defender which saturate to a steady value in the early stages of the game followed by a decrease. The motivation to compare such a discounted stage costs is provide a sense of weighing for the future stages. In the next section, the results of this MZSG will be used to create a meta-game over the possible paths and edges.

IV. SOLUTION TO THE META-GAME

Consider the graph G with vertices V and edges E as defined in Section II. The cost V_0 over an edge e with the number of stages, K_e is determined using MZSG presented in Section III. The determined cost is then assigned as an edge weight for the corresponding edge e of the graph G . Suppose that there exist m possible paths from a start node S to an end node T and up to n edges over the m paths, the meta game matrix is defined as,

$$W = \begin{bmatrix} W_{\pi_1 e_1} & W_{\pi_1 e_2} & \dots & W_{\pi_1 e_n} \\ W_{\pi_2 e_1} & W_{\pi_2 e_2} & \dots & W_{\pi_2 e_n} \\ \dots & \dots & \dots & \dots \\ W_{\pi_m e_1} & W_{\pi_m e_2} & \dots & W_{\pi_m e_n} \end{bmatrix},$$

where π_i , $i \in \{1, 2, \dots, m\}$ are possible paths and e_j , $j \in \{1, 2, \dots, n\}$ are possible edges, $W_{\pi_i e_j}$ represents the sum of edge costs on the path π_i given that the attack is over edge e_j , which is obtained from equations (2) and (3). The zero-sum meta game defined by W from equation (4) is solved using a standard linear programming technique [15]. The solution of the zero-sum meta game W_{NE} is compared against the length of shortest path L_{SEA} taking into account that only one of the edge e in the graph G can be attacked. L_{SEA} is computed using the Algorithm 1. Here, π_{SP} denotes the shortest path.

An illustration of a simple graph is presented in Figure 3a. The graph consists of 2 paths namely; $P_{ST} = \{\{e_{ST}\}, \{e_{S1}, e_{1T}\}\}$ i.e., from node S to T , and from node $S \rightarrow 1$ followed by $1 \rightarrow T$. The edges consist of $\mathcal{E} = \{e_{ST}, e_{S1}, e_{1T}\}$. Under the assumption of a fixed stage cost,

$$S = \begin{bmatrix} 30 & 30 \\ 70 & 10 \end{bmatrix},$$

over the entire graph G , the MZSG and the meta-game (W) is solved. The results of the simple graph/network are illustrated in Figure 3b, where the edge weights are determined

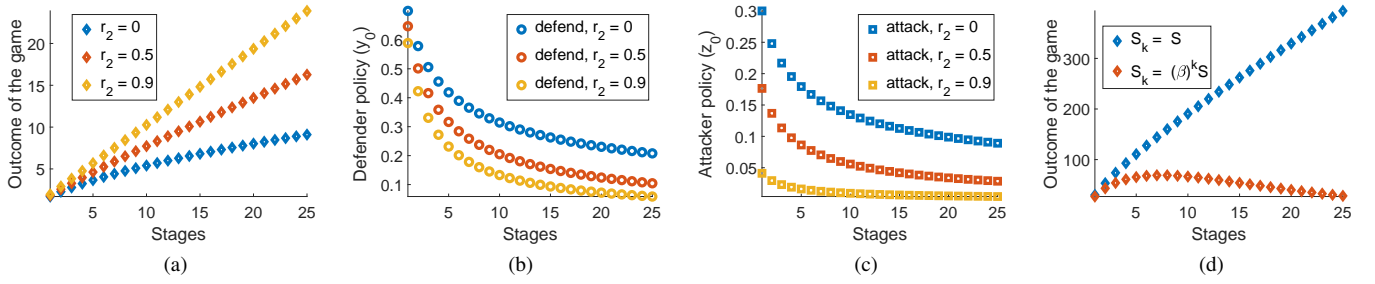


Fig. 2: (a) Outcome of the MZSG game as a function of ratio r_2 and the stages over an edge K_e , with number of attacks limited to $L = 1$. (b) Policy of the defender at the start ($k = 0$) of the MZSG for a given number of stages K_e . (c) Policy of the attacker ($k = 0$) at the start MZSG for a given number of stage K_e . (d) Outcome of the MZSG as a function of K_e i.e., number of stages with $r_2 = \frac{10}{30}$ given (i) fixed stage cost $S_k = S$ (ii) variable stage cost $S_k = \beta^k S$. Here, $\beta = 0.9$.

Algorithm 1: Shortest path edge attack

Input: $G(\text{graph})$

Output: L_{SEA} := Length of the shortest path under with an edge attack

for every $e \in E$ **do**

 Set $w_e = V_0$ for edge e ;

end

$\pi_{SP} = \text{Dijkstra}(V, \{w_{e_1}, \dots, w_{e_{|E|}}\})$

Compute the row of W corresponding to $W_{\pi_{SP}, e}$.

$L_{SEA} = \arg \max_{e \in \pi_{SP}} W_{\pi_{SP}, e}$

using equation (2) which involves solving MZSG. The figure also indicates the shortest path which uses non-negative edge weights to find a path (such as a Dijkstra algorithm). The defender and attacker probabilities shown in Figures 3c and 3d, respectively. From the plots, we observe that the likelihood of choosing the shortest path and an edge on the corresponding path is higher as compared to the alternative one in view of both the defender and attacker. The results are a function of the number of stages and stage costs on each edge.

A. Sensitivity of optimal policies to the game costs

Here we observe the sensitivity of picking the paths and edges for the simple graph G (Figure 3a) as a function of stage cost and edge weights. In the first scenario, we examine the sensitivity over the stage cost. The stage cost is parameterized with 2 ratios exactly as given by equation (11),

$$S = s_{11} \begin{bmatrix} 1 & 1 \\ r_1 & r_2 \end{bmatrix},$$

where s_{11} is a constant which corresponds to the defense cost, r_1 is the factor by which the defender pays over the constant when attacked and not defended, and r_2 is the proportion by which the defender needs to pay when it goes from one stage to another under no attack. The conditions under which completely mixed Nash equilibria exist is given by $r_1 \geq 1$ and $r_2 < 1$. The sensitivity plot of choosing the shortest path (P_{def}) and edge along the shortest path (P_{att}) as a function of stage costs ratios r_1 and r_2 are shown in Figures 4a and 4b, respectively.

We observe that the probability of choosing the shortest path and the edge on the same is dependent on both r_1 and r_2 . The probability of picking the shortest path decreases with increasing r_1 , indicative of the fact that the payoff while not defending under an attack is high and therefore, the defender averts risk of the shortest path. For increasing r_2 , we observe that the probability of choosing the shortest path increases. This relates to the fact that the cost of mobility is high, i.e., under no defense and no attack the payoff is high, and therefore, the defender prefers taking the shortest path.

Next, we characterize the sensitivity of the policies as a function of the number of stages K_e along the shortest path and the alternate path which consists of 2 edges. We increase the number of stages in both edges equally. From Figure 4c, it can be inferred that the probability of choosing the shortest path P_{def} (resp. alternate path) monotonically increases (resp. decreases) with the number of stages. Similarly, from Figure 4d, the probability of choosing the shortest path edge is directly proportional to the number of stages over the edge e_{ST} and is inversely proportional to the number of stages along the path $e_{S1} \cup e_{1T}$. Thus, if the number of stages over a path is significantly higher than over other paths, then the defender probability of selecting such a path is higher.

Thus, we conclude from the sensitivity plots that the ratios r_1 and r_2 dictate the defender to be either *risk seeking* or *risk averse*, i.e., when the cost of mobility is high, the defender is more likely to choose the shortest path, whereas when the payoff under an attack is high, the defender prefers an alternate safer path. Furthermore, the influence of number of stages K_e strongly governs the policy of the defender and attacker. Alternate path(s) with large number of stages strongly deviate the policy away from the shortest path. In the next section, we will see how well the solution of the game performs against Algorithm 1 over larger sized graphs and determine if the solution of the shortest path can serve as a reasonable secure route for large networks/graphs.

V. COMPARISONS ON LARGER NETWORKS

In this section, we solve the meta game in equation (4) being played over a network with a large number of vertices and then compare the result with Algorithm 1. An example of a larger sized game is illustrated in Figures 5a and 5b. The number of vertices in the graph are equal to 10 and

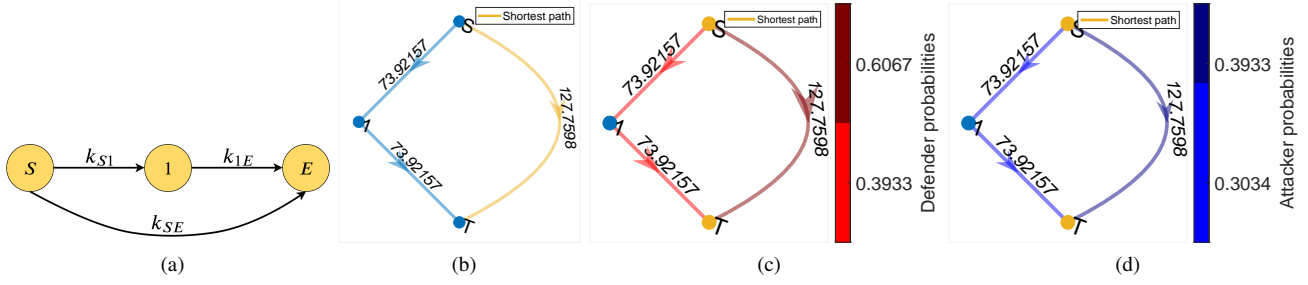


Fig. 3: (a) Illustration of a simple graph with 3 vertices and 3 edges. The start and end vertex is indicated with S and T respectively. The number of stages between the nodes i and j are given by $k_{i,j}$. (b) The simple network (figure 3a) with stages over the edge, $k_{S1} = k_{1T} = 3$ and $k_{ST} = 6$. The shortest path is calculated over the edge weights. (c) The solution of the meta game with the defender probabilities over the paths. The shortest path is indicated with larger arrow compared to others and different node colors. (d) The solution of the meta game with the attacker probabilities over the edges.

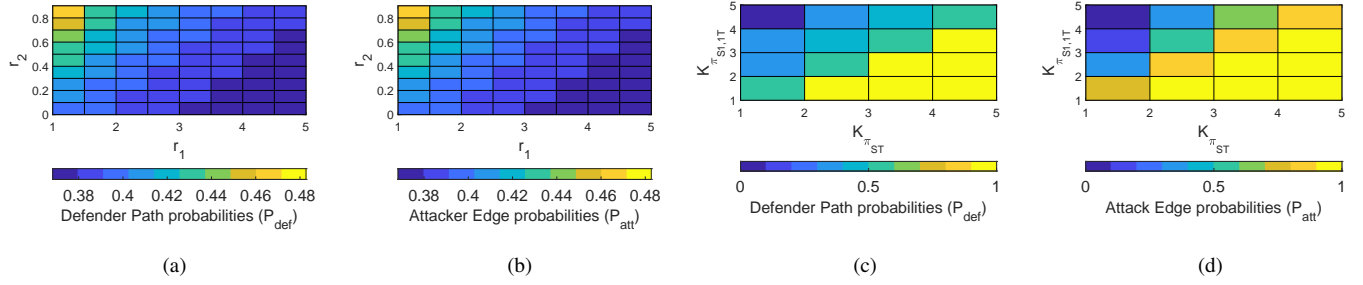


Fig. 4: (a) The sensitivity of choosing the shortest path (P_{def}) with changing r_1 and r_2 with fixed stages over each edge. (b) The sensitivity of choosing the shortest path edge (P_{att}) with changing r_1 and r_2 with fixed stages over each edge (c) The sensitivity of choosing the shortest path (P_{def}) with changing number of stages over the edges $K_{\pi_{S1,1T}}$ and $K_{\pi_{ST}}$ given a fixed stage cost. (d) The sensitivity of choosing the shortest path edge (P_{att}) with changing number of stages over the edges $K_{\pi_{S1,1T}}$ and $K_{\pi_{ST}}$ given a fixed stage cost

they are sparsely connected. The path(s) of interest is(are) from vertex 1 to 10 i.e., the source is at 1 with the destination is at 10. From Figure 5a, we observe that the likelihood of taking an alternate path is higher as opposed to the shortest path evaluated using Algorithm 1. Similarly, from Figure 5b, we observe that the attacker distributes its attack likelihood over the shortest path and other possible paths. Further, over a path, it is better to attack an edge that is closer to the destination.

In general, for densely connected directed acyclic graphs (DAG) with N vertices, the possible paths scale as 2^{N-2} with total number of edges being $\frac{N(N+1)}{2} - N$. Therefore, the size of the meta game increases exponentially with the number of vertices and therefore, $W \in \mathbb{R}^{2^{N-2} \times (\frac{N(N+1)}{2} - N)}$. Now we will investigate the solutions of the meta game from equation (4) in comparison with Algorithm 1 for a given number of vertices. The large network is generated by uniformly sampling the vertices from a unit square. The number of stages K_e over an edge is proportional to the Euclidean length of the edge. The stage cost for the network is kept constant and equal to the one defined in the simple network in Section IV. The average degree of each vertex in the graph is set between the limits $[2, 3]$. The computation times and the solutions of both the meta game and the shortest path from Algorithm 1 are compared against each other in Tables I and II.

From Table I, we observe that the average time taken to solve the meta game decreases with an increasing number of

nodes, however, with a decrease in benefit when compared to the solution of Algorithm 1. The decrease in computation time is a consequence of the average degree per vertex being consistent across graphs of various sizes, thus, increasing the sparsity of graphs with large number of vertices. In contrast, from Table II, we observe that the performance of the meta game increases with the graph size, but at the expense of increasing the computation time needed to solve the meta game. Probabilities of picking the shortest path is shown in Figures 5c and 5d. From both figures, we observe that the probabilities of picking the shortest path corresponding to Algorithm 1 increases with the sparsity of a graph as opposed to a densely connected graph. This implies that the defender becomes risk seeking over sparse graphs and risk averse over a densely connected graphs.

TABLE I: Performance table of the meta game and the shortest edge attack averaged over 100 runs Average degree of each node in a graph is 2.

Nodes	Time performance, Time(W_{NE})/Time(L_{SEA})	Cost performance, W_{NE}/L_{SEA}
4	157.500	0.86
6	165.000	0.89
8	135.571	0.90
10	112.143	0.93
12	101.500	0.94
14	93.286	0.96
16	91.750	0.96
18	85.250	0.97
20	82.000	0.97

TABLE II: Performance table of the meta game and the shortest edge attack averaged over 100 runs in a fully connected network.

Nodes	Time performance, $\text{Time}(W_{NE})/\text{Time}(L_{SEA})$	Cost performance, W_{NE}/L_{SEA}
4	127.286	0.86
6	148.333	0.85
8	143.750	0.85
10	151.500	0.85
12	268.857	0.84

VI. CONCLUSION AND FUTURE DIRECTIONS

In this paper, we consider the case of a typical path planning problem defined over a road-map where the vehicle searches to find an optimal path from a given source to a destination in presence of an attacker who has the ability to launch an attack over an edge of the road-map. The defender (vehicle) can take an action to detect an attack at the expense of some cost (energy), and disable the attack permanently if detected repeatedly. We modeled this setup using the framework of a zero-sum dynamic game with a stopping state being played simultaneously by the attacker and defender. We characterized the Nash equilibria of this game and provided the closed form expressions for the case where both the defender and attacker are limited to only two actions. We further provided an analytic lower bound for the dynamic zero-sum game and characterized the conditions under which it grows sub-linearly with the number of stages. The sensitivity of the dynamic zero-sum game was studied with respect to (i) the cost of using the countermeasure, (ii) the cost of motion and (iii) the benefit of disabling the attack was. The results of this game was used to create a zero-sum meta game over the road-map. The solution of the defined meta game was compared against the result of a well-known approach based on replacing the edge weights with the expected cost of playing the game under a single edge attack, and determining the shortest path.

Future directions include the extensions to multiple attacks in the dynamic zero-sum game played over an edge. Non-zero sum formulations modeling different objectives of the attacker and the defender is also a promising direction. The constraint of one edge attack over the graph could be relaxed to have attacks over multiple edges. Formulations involving multiple vehicles are also a topic of future investigation.

REFERENCES

- [1] A. Y. Javaid, W. Sun, V. K. Devabhaktuni, and M. Alam, "Cyber security threat analysis and modeling of an unmanned aerial vehicle system," in *2012 IEEE Conference on Technologies for Homeland Security (HST)*, Nov 2012, pp. 585–590.
- [2] N. Rodday, R. de O. Schmidt, and A. Pras, "Exploring security vulnerabilities of unmanned aerial vehicles," 04 2016.
- [3] K. Mansfield, T. Eveleigh, T. H. Holzer, and S. Sarkani, "Unmanned aerial vehicle smart device ground control station cyber security threat model," in *2013 IEEE International Conference on Technologies for Homeland Security (HST)*, Nov 2013, pp. 722–728.
- [4] M. Pajic, J. Weimer, N. Bezzo, P. Tabuada, O. Sokolsky, I. Lee, and G. J. Pappas, "Robustness of attack-resilient state estimators," in *2014 ACM/IEEE International Conference on Cyber-Physical Systems (ICCCPS)*. IEEE, 2014, pp. 163–174.

- [5] C. Lee, H. Shim, and Y. Eun, "Secure and robust state estimation under sensor attacks, measurement noises, and process disturbances: Observer-based combinatorial approach," in *2015 European Control Conference (ECC)*. IEEE, 2015, pp. 1872–1877.
- [6] J. P. Hespanha and S. D. Bopardikar, "Output-feedback linear quadratic robust control under actuation and deception attacks," in *2019 American Control Conference (ACC)*. IEEE, 2019, pp. 489–496.
- [7] Y.-C. Liu, G. Bianchin, and F. Pasqualetti, "Secure trajectory planning against undetectable spoofing attacks," *Automatica*, vol. 112.
- [8] G. K. Agarwal, M. Karmoose, S. N. Diggavi, C. Fragouli, and P. Tabuada, "Distorting an adversary's view in cyber-physical systems," *2018 IEEE Conference on Decision and Control (CDC)*, pp. 1476–1481, 2018.
- [9] L. Zhou, V. Tzoumas, G. J. Pappas, and P. Tokekar, "Distributed Attack-Robust Submodular Maximization for Multi-Robot Planning," *arXiv e-prints*, p. arXiv:1910.01208, Oct. 2019.
- [10] A. Tsiamis, A. B. Alexandru, and G. J. Pappas, "Motion planning with secrecy," *2019 American Control Conference (ACC)*, pp. 784–791, 2019.
- [11] A. Krause, A. Roper, and D. Golovin, "Randomized sensing in adversarial environments," in *International Joint Conference on Artificial Intelligence*, 2011.
- [12] T. Alpcan and T. Başar, *Network security: A decision and game-theoretic approach*. Cambridge University Press, 2010.
- [13] A. Sanjab, W. Saad, and T. Baar, "Prospect theory for enhanced cyber-physical security of drone delivery systems: A network interdiction game," *2017 IEEE International Conference on Communications (ICC)*, pp. 1–6, 2017.
- [14] A. Sanjab, W. Saad, and T. Basar, "A game of drones: Cyber-physical security of time-critical UAV applications with cumulative prospect theory perceptions and valuations," *CoRR*, vol. abs/1902.03506, 2019. [Online]. Available: <http://arxiv.org/abs/1902.03506>
- [15] J. P. Hespanha, *Noncooperative game theory: An introduction for engineers and computer scientists*. Princeton University Press, 2017.

APPENDIX

A. Proof of Theorem 3.1

Since the game consists of only 2 players, the following method can be used to determine the policy for each player at any stage k . Equation (7) can be re-written as,

$$V_{k-1} = y'_k \left(\underbrace{\begin{bmatrix} a_{11} & a_{12} \\ a_{21} & a_{22} \end{bmatrix}}_{A(k)} \right) z_k. \quad (15)$$

Policy for Defender: The expected value of a game at any stage k is given as,

$$\begin{aligned} V_k(A(k)) &\doteq \min_{y \in \mathcal{Y}} \max_{z \in \mathcal{Z}} y' A z, \\ &= \min_{y \in \{y_1, y_2\}} \max_{z \in \{z_1, z_2\}} \begin{pmatrix} (y_1 a_{11} + y_2 a_{21}) z_1 + \\ (y_1 a_{12} + y_2 a_{22}) z_2 \end{pmatrix}, \end{aligned} \quad (16)$$

where, \mathcal{Y} and \mathcal{Z} is probability simplex of dimension 2. From [15] the mixed policy of a player is determined through a graphical approach or analytically. Given the policy of other player(s), the expected outcome over any action must be the equal to each other. From the probability simplex of dimension 2, we get $y_2 = 1 - y_1$. This leads to the following,

$$V_k(A(k)) = \min_{y_1 \in [0,1]} \max \begin{bmatrix} y_1 a_{11} + (1 - y_1) a_{21} \\ y_1 a_{12} + (1 - y_1) a_{22} \end{bmatrix}. \quad (17)$$

Equation (17) yields the policy for player 1 as,

$$\begin{aligned} y_1 a_{11} + a_{21} - a_{21} y_1 &= y_1 a_{12} + a_{22} - a_{22} y_1, \\ \Rightarrow y_1^* &= \frac{a_{22} - a_{21}}{(a_{11} - a_{21} - a_{12} + a_{21})}. \end{aligned}$$

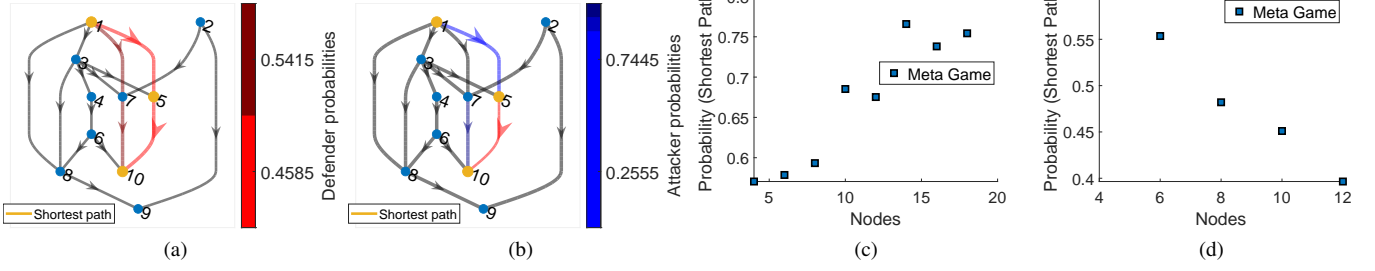


Fig. 5: (a) A graph consisting of 10 nodes which is sparsely connected. The output of Algorithm 1 is path 1 – 5 – 10. Of all paths available, the path 1 – 7 – 10 has highest likelihood of getting selected. (b) Edge 1 – 5 has the least chance of being attacked, while edge 7 – 10 has the highest chance of getting attacked. (c) The probability of choosing the shortest path for graphs with an average vertex degree in the interval $[2, 3]$. (d) Probability of choosing the shortest path in a fully connected network.

The probability of choosing the second action is given as,

$$y_2^* = \frac{a_{11} - a_{12}}{(a_{11} - a_{21} - a_{12} + a_{22})}.$$

Substituting the values from the matrix A , equation (8) yields the optimal policy for defender.

Policy for Attacker: Similarly, the mixed policy for attacker is determined as,

$$V_k(A(k)) = \min_{z \in \{z_1\}} \max_{z \in \{z_1\}} \left(\frac{a_{11}z_1 + a_{12}(1 - z_1)}{a_{21}z_1 + a_{22}(1 - z_1)} \right). \quad (18)$$

Equation (18) gives us the policy for attacker as,

$$z_1 a_{11} + a_{12} - a_{12} z_1 = z_1 a_{21} + a_{22} - a_{22} z_1, \\ z_1 = \frac{a_{22} - a_{12}}{(a_{11} - a_{21} - a_{12} + a_{22})}.$$

The complimentary probability is given as,

$$z_2 = 1 - z_1 = \frac{a_{11} - a_{21}}{(a_{11} - a_{21} - a_{12} + a_{22})}.$$

This yields the mixed policy of the attacker in equation (9).

Value of the game: The value of the game at any stage ' k ' is given by,

$$V_{k-1} = y_k^* A(k) z_k^*, \\ V_{k-1} = \frac{\det(A(k))}{(s_{11} - s_{21} - s_{12} + s_{22} - V_k)}.$$

Expanding the terms,

$$V_{k-1} = V_k + \frac{\det(S) - s_{22}V_k}{(s_{11} - s_{21} - s_{12} + s_{22} - V_k)}. \quad (19)$$

B. Proof of Proposition 3.2

To determine the lower bound of the expected outcome of the game at any stage k , we begin with the analysis of the recursive equation (12). It is observed that the recursive equation can be formulated by a continuous version using Taylor series expansion about the point, k as follows,

$$V(k - \Delta k) = V(k) - \Delta k V'(k), \\ \Rightarrow \frac{V(k) - V(k - \Delta k)}{\Delta k} = V'(k), \\ \Rightarrow \lim_{\Delta k \rightarrow 0} \frac{V(k) - V(k - \Delta k)}{\Delta k} = \frac{r_2 - r_1 - r_2 V_k}{V_k - r_2 + r_1}.$$

We obtain the continuous form of equation (12) as,

$$\frac{dV}{dk} = \frac{r_2 - r_1 - r_2 V_k}{V_k - r_2 + r_1}. \quad (20)$$

If $r_2 = 0$, integrating with respect to V and k ,

$$\int_V^{V_{K_e}} V_k + r_1 dV = - \int_k^{K_e} r_1 ds, \\ \frac{V^2}{2} + r_1 V \Big|_V^{V_{K_e}} = -r_1(K_e - k), \quad (21) \\ \frac{V_{K_e}^2}{2} + r_1 V_{K_e} - \frac{V^2}{2} - r_1 V = -r_1(K_e - k).$$

The expected value of the game at the final stage K_e is given as V_{K_e} , which has been normalized to 1. Substituting the value in the equation (21),

$$\frac{1}{2} + r_1 - \frac{V^2}{2} - r_1 V = -r_1(K_e - k). \quad (22)$$

The solution of the equation (22) yields the desired result given by,

$$V_k = -r_1 + \sqrt{r_1^2 + (2r_1 K_e + 2r_1(1 - k) + 1)}.$$

Similarly, if $r_2 > 0$, and let $c = r_2 - r_1$. Integrating the expression (20) again with respect to V and k we obtain the implicit form of the value function as,

$$\int_V^{V_{K_e}} \frac{V_k - c}{c - r_2 V_k} dV = \int_k^{K_e} ds, \quad (23) \\ \frac{(r_2 - 1)c \log(|r_2 V - c|)}{r_2^2} - \frac{V}{r_2} + \mathcal{K} = (K_e - k),$$

where \mathcal{K} is the integration constant given by

$$\mathcal{K} := \frac{1}{r_2} - \frac{(r_2 - 1)(r_2 - r_1) \log(r_1)}{r_2^2}.$$