

Provably Robust Metric Learning

Lu Wang

Nanjing University
wangl@lamda.nju.edu.cn

Xuanqing Liu

University of California, Los Angeles
xqliu@cs.ucla.edu

Jinfeng Yi

JD AI Research
yijinfeng@jd.com

Yuan Jiang

Nanjing University
jiangy@lamda.nju.edu.cn

Cho-Jui Hsieh

University of California, Los Angeles
chohsieh@cs.ucla.edu

Abstract

Metric learning is an important family of algorithms for classification and similarity search, but the robustness of learned metrics against small adversarial perturbations is less studied. In this paper, we show that existing metric learning algorithms, which focus on boosting the clean accuracy, can result in metrics that are less robust than the Euclidean distance. To overcome this problem, we propose a novel metric learning algorithm to find a Mahalanobis distance that is robust against adversarial perturbations, and the robustness of the resulting model is certifiable. Experimental results show that the proposed metric learning algorithm improves both certified robust errors and empirical robust errors (errors under adversarial attacks). Furthermore, unlike neural network defenses which usually encounter a trade-off between clean and robust errors, our method does not sacrifice clean errors compared with previous metric learning methods. Our code is available at https://github.com/wangwllu/provably_robust_metric_learning.

1 Introduction

Metric learning has been an important family of machine learning algorithms and has achieved successes on several problems, including computer vision [24, 17, 18], text analysis [27], meta learning [38, 35] and others [34, 45, 47]. Given a set of training samples, metric learning aims to learn a good distance measurement such that items in the same class are closer to each other in the learned metric space, which is crucial for classification and similarity search. Since this objective is directly related to the assumption of nearest neighbor classifiers, most of the metric learning algorithms can be naturally and successfully combined with K -Nearest Neighbor (K -NN) classifiers.

Adversarial robustness of machine learning algorithms has been studied extensively in recent years due to the need of robustness guarantees in real world systems. It has been demonstrated that neural networks can be easily attacked by adversarial perturbations in the input space [37, 16, 2], and such perturbations can be computed efficiently in both white-box [4, 29] and black-box settings [7, 19, 9]. Therefore, many defense algorithms have been proposed to improve the robustness of neural networks [26, 29]. Although these algorithms can successfully defend from standard attacks, it has been shown that many of them are vulnerable under stronger attacks when the attacker knows the defense mechanisms [4]. Therefore, recent research in adversarial defense of neural networks has shifted to the concept of “certified defense”, where the defender needs to provide a certification that no adversarial examples exist within a certain input region [43, 11, 48].

In this paper, we consider the problem of learning a metric that is robust against adversarial input perturbations. It has been shown that nearest neighbor classifiers are not robust [31, 39, 33], where a small and human imperceptible perturbation in the input space can easily fool a K -NN classifier, thus it is natural to investigate how to obtain a metric that improves the adversarial robustness. Despite being an important and interesting research question to tackle, to the best of our knowledge this

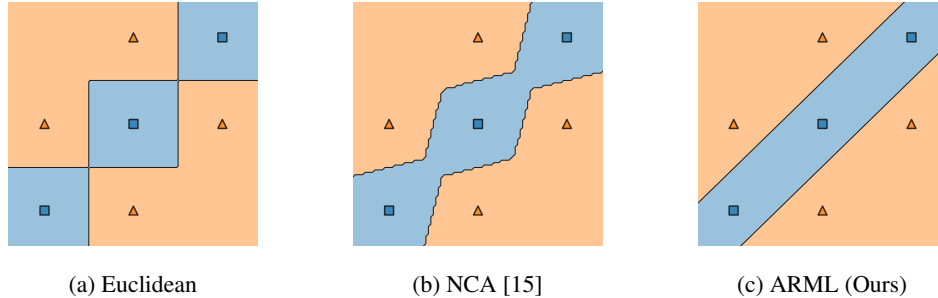


Figure 1: Decision boundaries of 1-NN with different Mahalanobis distances.

problem has not been studied in the literature. There are several caveats that make this a hard problem: 1) attack and defense algorithms for neural networks often rely on the smoothness of the function, while K -NN is a discrete step function where the gradient does not exist. 2) Even evaluating the robustness of K -NN (with the Euclidean distance) is harder than neural networks. For instance, [39] showed that attacks to K -NN are time consuming and nontrivial. Furthermore, none of the existing work have considered general Mahalanobis distances. 3) Existing algorithms for evaluating the robustness of K -NN, including attack [46] and verification [39], are often non-differentiable, while training a robust metric will require a differentiable measurement of robustness.

To develop a provably robust metric learning algorithm, we formulate an objective function to learn a Mahalanobis distance, parameterized by a positive semi-definite matrix \mathbf{M} , that maximizes the minimal adversarial perturbation on each sample. However, computing the minimal adversarial perturbation is intractable for K -NN, so to make the problem solvable, we propose an efficient formulation for lower-bounding the minimal adversarial perturbation, and this lower bound can be represented as an explicit function of \mathbf{M} to enable the gradient computation. We further develop several tricks to improve the efficiency of the overall procedure. Similar to certified defense algorithms in neural networks, the proposed algorithm can provide a certified robustness improvement on the resulting K -NN model with the learned metric. Decision boundaries of 1-NN with different Mahalanobis distances for a toy dataset are visualized in Figure 1. It can be observed that the proposed Adversarial Robust Metric Learning (ARML) method can obtain a more robust metric on this example.

We conduct extensive experiments on six real world datasets and show that the proposed algorithm can improve both certified robust errors and the empirical robust errors (errors under adversarial attacks) over existing metric learning algorithms.

2 Background

Metric learning for nearest neighbor classifiers A nearest-neighbor classifier based on a Mahalanobis distance could be characterized by a training dataset and a positive semi-definite matrix. Let $\mathbb{X} = \mathbb{R}^D$ be the instance space, $\mathbb{Y} = [C]$ the label space where C is the number of classes. $\mathbb{S} = \{(\mathbf{x}_i, y_i)\}_{i=1}^N$ is the training set with $(\mathbf{x}_i, y_i) \in \mathbb{X} \times \mathbb{Y}$ for every $i \in [N]$. $\mathbf{M} \in \mathbb{R}^{D \times D}$ is a positive semi-definite matrix. The Mahalanobis distance for any $\mathbf{x}, \mathbf{x}' \in \mathbb{X}$ is defined as

$$d_{\mathbf{M}}(\mathbf{x}, \mathbf{x}') = (\mathbf{x} - \mathbf{x}')^{\top} \mathbf{M} (\mathbf{x} - \mathbf{x}'), \quad (1)$$

and a Mahalanobis K -NN classifier $f : \mathbb{X} \rightarrow \mathbb{Y}$ will find the K nearest neighbors of the test instance in \mathbb{S} based on the Mahalanobis distance, and then predicts the label based on majority voting of these neighbors.

Many metric learning approaches aim to learn a good Mahalanobis distance \mathbf{M} based on training data, including [15, 12, 41, 20, 36] (see more discussions in Section 5). However, none of these previous methods are trying to find a metric that is robust to small input perturbations.

Adversarial robustness and minimal adversarial perturbation There are two important concepts in adversarial robustness: adversarial attack and adversarial verification (or robustness verification). Adversarial attack aims to find a perturbation to change the prediction, and adversarial verification aims to find a radius within which no perturbation could change the prediction. Both of them can be reduced to the problem of finding the minimal adversarial perturbation. For a classifier f on an instance (\mathbf{x}, y) , the *minimal adversarial perturbation* can be defined as

$$\arg \min_{\delta} \|\delta\| \text{ s.t. } f(\mathbf{x} + \delta) \neq y, \quad (2)$$

which is the smallest perturbation that could lead to misclassification. Note that if (\mathbf{x}, y) is not correctly classified, the minimal adversarial perturbation is $\mathbf{0}$, i.e., the zero vector. Let $\delta^*(\mathbf{x}, y)$ denote the optimal solution and $\epsilon^*(\mathbf{x}, y) = \|\delta^*(\mathbf{x}, y)\|$ the optimal value. Obviously, $\delta^*(\mathbf{x}, y)$ is also the solution of the optimal adversarial attack, and $\epsilon^*(\mathbf{x}, y)$ is the solution of the optimal adversarial verification. For neural networks, it is often NP-complete to compute (2), so many efficient algorithms have been proposed for attack [16, 4, 3, 9] and verification [43, 42, 30], corresponding to computing upper and lower bounds of (2) respectively. However, these methods do not work for discrete models such as nearest neighbor classifiers.

In this paper our algorithm will be based on a novel derivation of a lower bound of the minimal adversarial perturbation for Mahalanobis K -NN classifiers. To the best of our knowledge, there has been no previous work tackling this problem. Since the Mahalanobis K -NN classifier is parameterized by a positive semi-definite matrix \mathbf{M} and the training set \mathbb{S} , we further let $\delta_{\mathbb{S}}^*(\mathbf{x}, y; \mathbf{M})$ and $\epsilon_{\mathbb{S}}^*(\mathbf{x}, y; \mathbf{M})$ explicitly indicate their dependence on \mathbf{M} and \mathbb{S} . In this paper we will consider ℓ_2 norm in (2) for simplicity.

Certified and empirical robust error Let $\underline{\epsilon}^*(\mathbf{x}, y)$ be a lower bound of the norm of the minimal adversarial perturbation $\epsilon^*(\mathbf{x}, y)$, possibly computed by a robustness verification algorithm. For a distribution \mathcal{D} over $\mathbb{X} \times \mathbb{Y}$, the **certified robust error** with respect to the radius $\epsilon \geq 0$ is defined as the probability that $\underline{\epsilon}^*(\mathbf{x}, y)$ is not greater than ϵ , namely

$$\text{cre}(\epsilon) = \mathbb{E}_{(\mathbf{x}, y) \sim \mathcal{D}} [\mathbf{1}\{\underline{\epsilon}^*(\mathbf{x}, y) \leq \epsilon\}]. \quad (3)$$

Note that in the case $\epsilon = 0$ and $\underline{\epsilon}^*(\mathbf{x}, y) = \epsilon^*(\mathbf{x}, y)$, the certified robust error is reduced to the *clean error*. In this paper we will investigate how to compute it for Mahalanobis K -NN classifiers.

On the other hand, adversarial attack algorithms are trying to find a feasible solution of (2), which will give an upper bound $\bar{\epsilon}^*(\mathbf{x}, y) \geq \epsilon^*(\mathbf{x}, y)$. Based on the upper bound, we can measure the **empirical robust error** of a model by

$$\text{ere}(\epsilon) = \mathbb{E}_{(\mathbf{x}, y) \sim \mathcal{D}} [\mathbf{1}\{\bar{\epsilon}^*(\mathbf{x}, y) \leq \epsilon\}]. \quad (4)$$

Since $\bar{\epsilon}^*(\mathbf{x}, y)$ is computed by an attack method, the empirical robust error is also called the *attack error*. A family of decision-based attack methods, which view the victim model as a black-box, can be used to attack Mahalanobis K -NN classifiers [3, 8, 9].

3 Adversarially robust metric learning

The objective of *adversarially robust metric learning* (ARML) is to learn the matrix \mathbf{M} via the training data \mathbb{S} such that the resulting Mahalanobis K -NN classifier has small certified and empirical robust errors.

3.1 Basic formulation

The goal is to learn a positive semi-definite matrix \mathbf{M} to minimize the certified robust training error. Since the certified robust error defined in (3) is non-smooth, we replace the indicator function by a

loss function. The resulting objective can be formulated as

$$\min_{\mathbf{G} \in \mathbb{R}^{D \times D}} \frac{1}{N} \sum_{i=1}^N \ell \left(\epsilon_{\mathbb{S} - \{(\mathbf{x}_i, y_i)\}}^* (\mathbf{x}_i, y_i; \mathbf{M}) \right) \quad \text{s.t. } \mathbf{M} = \mathbf{G}^\top \mathbf{G}, \quad (5)$$

where $\ell : \mathbb{R} \rightarrow \mathbb{R}$ is an monotonically non-increasing function, e.g., the hinge loss $[1 - \epsilon]_+$, exponential loss $\exp(-\epsilon)$, logistic loss $\log(1 + \exp(-\epsilon))$, or “negative” loss $-\epsilon$. We also employ \mathbf{G} to enforce \mathbf{M} to be positive semi-definite, and it is possible to derive a low-rank \mathbf{M} by constraining the shape of \mathbf{G} . Note that the minimal adversarial perturbation is defined on the training set excluding (\mathbf{x}_i, y_i) , since otherwise a 1-nearest neighbor classifier with any distance measurement will have 100% accuracy. In this way, we minimize the “leave-one-out” certified robust error. The remaining problem is how to exactly compute or approximate $\epsilon_{\mathbb{S}}^*(\mathbf{x}, y; \mathbf{M})$ in our training objective.

3.2 Bounding minimal adversarial perturbation for Mahalanobis K -NN

For convenience, suppose K is an odd number and denote $k = (K + 1)/2$. In the binary classification case for simplicity, i.e., $C = 2$, the computation of $\epsilon_{\mathbb{S}}^*(\mathbf{x}_{\text{test}}, y_{\text{test}}; \mathbf{M})$ for Mahalanobis K -NN could be formulated as

$$\begin{aligned} & \min_{\substack{\mathbb{J} \subseteq \{j: y_j \neq y_{\text{test}}\}, |\mathbb{J}|=k \\ \mathbb{I} \subseteq \{i: y_i = y_{\text{test}}\}, |\mathbb{I}|=k-1}} \min_{\delta_{\mathbb{I}, \mathbb{J}}} \|\delta_{\mathbb{I}, \mathbb{J}}\| \\ & \quad \text{s.t. } d_{\mathbf{M}}(\mathbf{x}_{\text{test}} + \delta_{\mathbb{I}, \mathbb{J}}, \mathbf{x}_j) \leq d_{\mathbf{M}}(\mathbf{x}_{\text{test}} + \delta_{\mathbb{I}, \mathbb{J}}, \mathbf{x}_i), \\ & \quad \quad \forall j \in \mathbb{J}, \forall i \in \{i : y_i = y_{\text{test}}\} - \mathbb{I}. \end{aligned} \quad (6)$$

This minimization formulation enumerates all the K -size nearest neighbor set containing at most $k - 1$ instances in the same class with the test instance, computes the minimum perturbation resulting in each K -nearest neighbor set, and takes the minimum of them.

Obviously, solving (6) exactly has time complexity growing exponentially with K , and furthermore, a numerical solution cannot be incorporated into the training objective (5) since we need to write ϵ^* as a function of \mathbf{M} for back-propagation. To address these issues, we resort to a lower bound of the optimal value of (6) rather than solving it exactly.

First, we consider a simple triplet problem: given vectors $\mathbf{x}^+, \mathbf{x}^-, \mathbf{x} \in \mathbb{R}^D$ and a positive semi-definite matrix $\mathbf{M} \in \mathbb{R}^{D \times D}$, find the minimum perturbation $\delta \in \mathbb{R}^D$ on \mathbf{x} such that $d_{\mathbf{M}}(\mathbf{x} + \delta, \mathbf{x}^-) \leq d_{\mathbf{M}}(\mathbf{x} + \delta, \mathbf{x}^+)$ holds. It could be formulated as the following optimization problem

$$\min_{\delta} \|\delta\| \quad \text{s.t. } d_{\mathbf{M}}(\mathbf{x} + \delta, \mathbf{x}^-) \leq d_{\mathbf{M}}(\mathbf{x} + \delta, \mathbf{x}^+). \quad (7)$$

Note that the constraint in (7) can be written as a linear form, so this is a convex quadratic programming problem with a linear constraint. We show that the optimal value of (7) can be expressed in closed form:

$$\frac{[d_{\mathbf{M}}(\mathbf{x}, \mathbf{x}^-) - d_{\mathbf{M}}(\mathbf{x}, \mathbf{x}^+)]_+}{2\sqrt{(\mathbf{x}^+ - \mathbf{x}^-)^\top \mathbf{M}^\top \mathbf{M} (\mathbf{x}^+ - \mathbf{x}^-)}}, \quad (8)$$

where $[\cdot]$ denotes $\max(\cdot, 0)$. The derivation for the optimal value is deferred to Appendix A. Note that if \mathbf{M} is the identity matrix and $d_{\mathbf{M}}(\mathbf{x}, \mathbf{x}^-) > d_{\mathbf{M}}(\mathbf{x}, \mathbf{x}^+)$ strictly holds, then the optimal value is the Euclidean distance from \mathbf{x} to the bisection between \mathbf{x}^+ and \mathbf{x}^- .

For convenience, we define the function $\tilde{\epsilon} : \mathbb{R}^D \times \mathbb{R}^D \times \mathbb{R}^D \rightarrow \mathbb{R}$ as

$$\tilde{\epsilon}(\mathbf{x}^+, \mathbf{x}^-, \mathbf{x}; \mathbf{M}) = \frac{d_{\mathbf{M}}(\mathbf{x}, \mathbf{x}^-) - d_{\mathbf{M}}(\mathbf{x}, \mathbf{x}^+)}{2\sqrt{(\mathbf{x}^+ - \mathbf{x}^-)^\top \mathbf{M}^\top \mathbf{M} (\mathbf{x}^+ - \mathbf{x}^-)}}. \quad (9)$$

Then we could relax (6) further and have the following theorem:

Theorem 1 (Robustness verification for Mahalanobis K -NN). *Given a Mahalanobis K -NN classifier parameterized by a neighbor parameter K , a training dataset \mathbb{S} and a positive semi-definite matrix \mathbf{M} , for any instance $(\mathbf{x}_{test}, y_{test})$ we have*

$$\epsilon^*(\mathbf{x}_{test}, y_{test}; \mathbf{M}) \geq \underset{j: y_j \neq y_{test}}{k\text{th min}} \underset{i: y_i = y_{test}}{k\text{th max}} \tilde{\epsilon}(\mathbf{x}_i, \mathbf{x}_j, \mathbf{x}_{test}; \mathbf{M}), \quad (10)$$

where $k\text{th max}$ and $k\text{th min}$ select the k -th maximum and k -th minimum respectively with $k = (K + 1)/2$.

The proof is deferred to Appendix B. In this way, we only need to compute $\tilde{\epsilon}(\mathbf{x}_i, \mathbf{x}_j, \mathbf{x}_{test})$ for each i and j in order to derive a lower bound of the minimal adversarial perturbation of Mahalanobis K -NN. It leads to an efficient algorithm to verify the robustness of Mahalanobis K -NN. The time complexity is $O(N^2)$ and independent of K .

In the general multi-class case, the constraint of (6) is the necessary condition for successful attacks, rather than the necessary and sufficient condition. As a result, the optimal value of (6) is a lower bound of the minimal adversarial perturbation. Therefore, Theorem 1 also holds for the multi-class case. Based on this lower bound of ϵ^* , we will derive the proposed ARML algorithm.

3.3 Training algorithm of adversarially robust metric learning

By replacing the ϵ^* in (5) with the lower bound derived in Theorem 1, we get a trainable objective function for adversarially robust metric learning:

$$\min_{\mathbf{G} \in \mathbb{R}^{D \times D}} \frac{1}{N} \sum_{t=1}^N \ell \left(\underset{j: y_j \neq y_t}{k\text{th min}} \underset{i: i \neq t, y_i = y_t}{k\text{th max}} \tilde{\epsilon}(\mathbf{x}_i, \mathbf{x}_j, \mathbf{x}_t; \mathbf{M}) \right) \quad \text{s.t. } \mathbf{M} = \mathbf{G}^\top \mathbf{G}. \quad (11)$$

Although (11) is trainable since $\tilde{\epsilon}$ is a function of \mathbf{M} , for large datasets it is time-consuming to run the inner min-max procedure. Furthermore, since we care about the generalization performance of the learned metric instead of the robust training error, it is unnecessary to compute the exact solution. Therefore, instead of computing the $k\text{th max}$ and $k\text{th min}$ exactly, we propose to sample positive and negative instances from the neighborhood, which leads to the following formulation:

$$\min_{\mathbf{G} \in \mathbb{R}^{D \times D}} \frac{1}{N} \sum_{i=1}^N \ell \left(\tilde{\epsilon} \left(\text{randnear}_M^+(\mathbf{x}_i), \text{randnear}_M^-(\mathbf{x}_i), \mathbf{x}_i; \mathbf{M} \right) \right) \quad \text{s.t. } \mathbf{M} = \mathbf{G}^\top \mathbf{G}, \quad (12)$$

where $\text{randnear}_M^+(\cdot)$ denotes a sampling procedure for an instance in the same class within \mathbf{x}_i 's neighborhood, and $\text{randnear}_M^-(\cdot)$ denotes a sampling procedure for an instance in a different class, also within \mathbf{x}_i 's neighborhood, and the distances are measured by the Mahalanobis distance d_M . In our implementation, we sample instances from a fixed number of nearest instances. As a result, the optimization formulation (12) approximately minimizes the certified robust error.

Our *adversarially robust metric learning* (ARML) algorithm is shown in Algorithm 1. At every iteration, \mathbf{G} is updated with the gradient, while the calculations of $\text{randnear}_M^+(\cdot)$ and $\text{randnear}_M^-(\cdot)$ do not contribute to the gradient for the sake of efficient and stable computation.

3.4 Exact minimal adversarial perturbation of Mahalanobis 1-NN

In the special Mahalanobis 1-NN case, we will show a method to compute the exact minimal adversarial perturbation in a similar formulation to (6). However, this algorithm can only compute a numerical value of the minimal adversarial perturbation ϵ^* , so it cannot be used in training time. We will use this method to evaluate the robust error for the Mahalanobis 1-NN case in the experiments.

Computing the minimal adversarial perturbation $\epsilon_{\mathbb{S}}^*(\mathbf{x}_{test}, y_{test}; \mathbf{M})$ for Mahalanobis 1-NN classifier can be formulated as the following optimization problem:

$$\min_{j: y_j \neq y_{test}} \min_{\delta_j} \|\delta_j\| \quad \text{s.t. } d_M(\mathbf{x}_{test} + \delta_j, \mathbf{x}_j) \leq d_M(\mathbf{x}_{test} + \delta_j, \mathbf{x}_i), \quad \forall i: y_i = y_{test}. \quad (13)$$

Algorithm 1: Adversarially robust metric learning (ARML)

Input: Training data \mathbb{S} , number of epochs T .
Output: Positive semi-definite matrix M .

- 1 Initialize G and M as identity matrices ;
- 2 **for** $t = 0 \dots T - 1$ **do**
- 3 Update G with the gradient
 $\mathbb{E}_{(\mathbf{x}, y) \in \mathbb{S}} \nabla_{\mathbf{G}} \ell(\tilde{\epsilon}(\text{randnear}_M^+(\mathbf{x}), \text{randnear}_M^-(\mathbf{x}), \mathbf{x}; \mathbf{G}^\top \mathbf{G}));$
- 4 Update M with the constraint $M = \mathbf{G}^\top \mathbf{G}$;
- 5 **end**

This is equivalent to considering each \mathbf{x}_j in a different class from y_{test} and computing the minimum perturbation needed for making \mathbf{x}_{test} closer to \mathbf{x}_j than all the training instances in the same class with y_{test} , i.e., \mathbf{x}_i s. It is noteworthy that the constraint of (13) could be equivalently written as

$$(\mathbf{x}_i - \mathbf{x}_j)^\top M \delta \leq \frac{1}{2} (d_M(\mathbf{x}_{\text{test}}, \mathbf{x}_i) - d_M(\mathbf{x}_{\text{test}}, \mathbf{x}_j)), \quad \forall i : y_i = y_{\text{test}}, \quad (14)$$

which are all affine functions. Therefore, the inner minimization is a convex quadratic programming problem and could be solved in polynomial time [22]. As a result, it leads to a naive polynomial-time algorithm for finding the minimal adversarial perturbation of Mahalanobis 1-NN: solve all the inner quadratic programming problems and then select the minimum of them.

Instead, we propose a much more efficient method to solve (13). The main idea is to compute a lower bound for each inner minimization problem first, and with these lower bounds, we could screen most of the inner minimization problems safely without the need of solving them exactly. This method is an extension of [39], where they only take the Euclidean distance into consideration. See Algorithm 2 in Appendix C for details and this algorithm is used for computing certified robust errors of Mahalanobis 1-NN in the experimental section.

4 Experiments

We compare the proposed ARML (Adversarial Robust Metric Learning) method with the following baselines:

- Euclidean: uses the Euclidean distance directly without learning any metric;
- Neighbourhood components analysis (NCA) [15]: maximizes a stochastic variant of the leave-one-out nearest neighbors score on the training set.
- Large margin nearest neighbor (LMNN) [41]: keeps close nearest neighbors from the same class, while keeps instances from different classes separated by a large margin.
- Information Theoretic Metric Learning (ITML) [12]: minimizes the log-determinant divergence with similarity and dissimilarity constraints.
- Local Fisher Discriminant Analysis (LFDA) [36]: a modified version of linear discriminant analysis by rewriting scatter matrices in a pairwise manner.

For evaluation, we use six public datasets on which metric learning methods perform favorably in terms of clean errors, including four small or medium-sized datasets [5]: Splice, Pendigits, Satimage and USPS, and two image datasets MNIST [28] and Fashion-MNIST [44], which are widely used for robust verification for neural networks. For the proposed method, we use the same hyperparameters for all the datasets (see Appendix D for the dataset statistics, more details of the experimental setting, and hyperparameter sensitivity analysis).

Mahalanobis 1-NN Certified robust errors of Mahalanobis 1-NN with respect to different perturbations are shown in Table 1. Note that for 1-NN, the proposed algorithm in Algorithm 2, which solves (13), can compute the exact minimal adversarial perturbation for each instance, so the values we get in Table 1 are both certified robust errors and empirical robust errors (attack errors). Also, note that

Table 1: Certified robust errors of Mahalanobis 1-NN. The best (minimum) certified robust errors among all methods are in bold. Note that the certified robust errors of 1-NN are also the optimal attack errors.

	ℓ_2 -radius	0.000	0.500	1.000	1.500	2.000	2.500
MNIST	Euclidean	0.033	0.112	0.274	0.521	0.788	0.945
	NCA	0.025	0.140	0.452	0.839	0.977	1.000
	LMNN	0.032	0.641	0.999	1.000	1.000	1.000
	ITML	0.073	0.571	0.928	1.000	1.000	1.000
	LFDA	0.152	1.000	1.000	1.000	1.000	1.000
	ARML (Ours)	0.024	0.089	0.222	0.455	0.757	0.924
Fashion-MNIST	ℓ_2 -radius	0.000	0.500	1.000	1.500	2.000	2.500
	Euclidean	0.145	0.381	0.606	0.790	0.879	0.943
	NCA	0.116	0.538	0.834	0.950	0.998	1.000
	LMNN	0.142	0.756	0.991	1.000	1.000	1.000
	ITML	0.163	0.672	0.929	0.998	1.000	1.000
	ARML (Ours)	0.127	0.348	0.568	0.763	0.859	0.928
Splice	ℓ_2 -radius	0.000	0.100	0.200	0.300	0.400	0.500
	Euclidean	0.320	0.513	0.677	0.800	0.854	0.880
	NCA	0.130	0.252	0.404	0.584	0.733	0.836
	LMNN	0.190	0.345	0.533	0.697	0.814	0.874
	ITML	0.306	0.488	0.679	0.809	0.862	0.882
	ARML (Ours)	0.130	0.233	0.370	0.526	0.652	0.758
Pendigits	ℓ_2 -radius	0.000	0.100	0.200	0.300	0.400	0.500
	Euclidean	0.032	0.119	0.347	0.606	0.829	0.969
	NCA	0.034	0.202	0.586	0.911	0.997	1.000
	LMNN	0.029	0.183	0.570	0.912	0.995	0.999
	ITML	0.049	0.308	0.794	0.991	1.000	1.000
	ARML (Ours)	0.028	0.115	0.344	0.598	0.823	0.967
Satimage	ℓ_2 -radius	0.000	0.150	0.300	0.450	0.600	0.750
	Euclidean	0.108	0.642	0.864	0.905	0.928	0.951
	NCA	0.103	0.710	0.885	0.915	0.940	0.963
	LMNN	0.092	0.665	0.871	0.912	0.944	0.969
	ITML	0.127	0.807	0.979	1.000	1.000	1.000
	ARML (Ours)	0.095	0.605	0.839	0.899	0.920	0.946
USPS	ℓ_2 -radius	0.000	0.500	1.000	1.500	2.000	2.500
	Euclidean	0.045	0.224	0.585	0.864	0.970	0.999
	NCA	0.056	0.384	0.888	0.987	1.000	1.000
	LMNN	0.046	0.825	1.000	1.000	1.000	1.000
	ITML	0.060	0.720	0.999	1.000	1.000	1.000
	ARML (Ours)	0.043	0.204	0.565	0.857	0.970	0.999

when radius= 0, the resulting certified robust error is equivalent to the clean error on the unperturbed test set.

We have three main observations from the experimental results. First, although NCA and LMNN achieve better clean errors (at the radius 0) than Euclidean in most datasets, they are less robust to adversarial perturbations than Euclidean (except the Splice dataset, on which Euclidean performs overly poorly in terms of clean errors). Both NCA and LMNN suffer from the trade-off between the clean error and the certified robust error. Second, ARML performs competitively with NCA and LMNN in terms of clean errors (achieves the best on 4/6 of the datasets). Third and the most importantly, ARML is much more robust than all the other methods in terms of certified robust errors for nearly all perturbation radii.

Mahalanobis K -NN For K -NN models, it is intractable to compute the exact minimal adversarial perturbation, so we report both certified robust errors and empirical robust errors (attack errors). We set $K = 11$ for all the experiments. The certified robust error can be computed by Theorem 1, which works for any Mahalanobis metric. On the other hand, we also conduct adversarial attack to these models to derive the empirical robust error — the lower bounds of the certified robust errors — via a

Table 2: Certified robust errors (left) and empirical robust errors (right) of Mahalanobis K -NN. The best (minimum) robust errors among all methods are in bold.

		Certified robust errors						Empirical robust errors					
ℓ_2 -radius		0.000	0.500	1.000	1.500	2.000	2.500	0.000	0.500	1.000	1.500	2.000	2.500
MNIST	Euclidean	0.038	0.134	0.360	0.618	0.814	0.975	0.031	0.063	0.104	0.155	0.204	0.262
	NCA	0.030	0.175	0.528	0.870	0.986	1.000	0.027	0.063	0.120	0.216	0.330	0.535
	LMNN	0.040	0.669	1.000	1.000	1.000	1.000	0.036	0.121	0.336	0.775	0.972	1.000
	ITML	0.106	0.731	0.943	1.000	1.000	1.000	0.084	0.218	0.355	0.510	0.669	0.844
	LFDA	0.237	1.000	1.000	1.000	1.000	1.000	0.215	1.000	1.000	1.000	1.000	1.000
	ARML (Ours)	0.034	0.101	0.276	0.537	0.760	0.951	0.032	0.055	0.077	0.109	0.160	0.213
	ℓ_2 -radius	0.000	0.500	1.000	1.500	2.000	2.500	0.000	0.500	1.000	1.500	2.000	2.500
Fashion-MNIST	Euclidean	0.160	0.420	0.650	0.800	0.895	0.946	0.143	0.227	0.298	0.360	0.420	0.489
	NCA	0.144	0.557	0.832	0.946	1.000	1.000	0.121	0.232	0.343	0.483	0.624	0.780
	LMNN	0.158	0.792	0.991	1.000	1.000	1.000	0.140	0.364	0.572	0.846	0.983	0.999
	ITML	0.236	0.784	0.949	1.000	1.000	1.000	0.209	0.460	0.692	0.892	0.978	1.000
	LFDA	0.291	1.000	1.000	1.000	1.000	1.000	0.263	0.870	0.951	0.975	0.988	0.995
	ARML (Ours)	0.152	0.371	0.589	0.755	0.856	0.924	0.134	0.202	0.274	0.344	0.403	0.487
	ℓ_2 -radius	0.000	0.100	0.200	0.300	0.400	0.500	0.000	0.100	0.200	0.300	0.400	0.500
Splice	Euclidean	0.333	0.558	0.826	0.965	0.988	0.996	0.306	0.431	0.526	0.608	0.676	0.743
	NCA	0.103	0.209	0.415	0.659	0.824	0.921	0.103	0.173	0.274	0.414	0.570	0.684
	LMNN	0.149	0.332	0.630	0.851	0.969	0.994	0.149	0.241	0.357	0.492	0.621	0.722
	ITML	0.279	0.571	0.843	0.974	0.995	0.997	0.279	0.423	0.525	0.603	0.675	0.751
	LFDA	0.242	0.471	0.705	0.906	0.987	0.997	0.242	0.371	0.466	0.553	0.637	0.737
	ARML (Ours)	0.128	0.221	0.345	0.509	0.666	0.819	0.128	0.196	0.273	0.380	0.497	0.639
	ℓ_2 -radius	0.000	0.100	0.200	0.300	0.400	0.500	0.000	0.100	0.200	0.300	0.400	0.500
Pendigits	Euclidean	0.039	0.126	0.316	0.577	0.784	0.937	0.036	0.085	0.155	0.248	0.371	0.528
	NCA	0.038	0.196	0.607	0.884	0.997	1.000	0.038	0.103	0.246	0.428	0.637	0.804
	LMNN	0.034	0.180	0.568	0.898	0.993	0.999	0.030	0.096	0.246	0.462	0.681	0.862
	ITML	0.060	0.334	0.773	0.987	1.000	1.000	0.060	0.149	0.343	0.616	0.814	0.926
	LFDA	0.047	0.228	0.595	0.904	1.000	1.000	0.043	0.104	0.248	0.490	0.705	0.842
	ARML (Ours)	0.035	0.114	0.308	0.568	0.780	0.937	0.034	0.078	0.138	0.235	0.368	0.516
	ℓ_2 -radius	0.000	0.100	0.200	0.300	0.400	0.500	0.000	0.100	0.200	0.300	0.400	0.500
Satimage	Euclidean	0.101	0.579	0.842	0.899	0.927	0.948	0.091	0.237	0.482	0.682	0.816	0.897
	NCA	0.117	0.670	0.886	0.915	0.936	0.961	0.101	0.297	0.564	0.746	0.876	0.931
	LMNN	0.105	0.613	0.855	0.914	0.944	0.961	0.090	0.269	0.548	0.737	0.855	0.910
	ITML	0.130	0.768	0.959	1.000	1.000	1.000	0.109	0.411	0.757	0.939	0.990	1.000
	LFDA	0.128	0.779	0.904	0.958	0.995	1.000	0.112	0.389	0.673	0.860	0.950	0.986
	ARML (Ours)	0.103	0.540	0.824	0.898	0.920	0.943	0.092	0.228	0.464	0.668	0.817	0.896
	ℓ_2 -radius	0.000	0.500	1.000	1.500	2.000	2.500	0.000	0.500	1.000	1.500	2.000	2.500
USPS	Euclidean	0.063	0.239	0.586	0.888	0.977	1.000	0.058	0.125	0.211	0.365	0.612	0.751
	NCA	0.072	0.367	0.903	0.986	1.000	1.000	0.063	0.158	0.365	0.686	0.899	0.980
	LMNN	0.062	0.856	1.000	1.000	1.000	1.000	0.055	0.359	0.890	0.999	1.000	1.000
	ITML	0.082	0.696	0.999	1.000	1.000	1.000	0.072	0.273	0.708	0.987	1.000	1.000
	LFDA	0.134	1.000	1.000	1.000	1.000	1.000	0.118	0.996	1.000	1.000	1.000	1.000
	ARML (Ours)	0.057	0.203	0.527	0.867	0.971	0.997	0.053	0.118	0.209	0.344	0.572	0.785
	ℓ_2 -radius	0.000	0.500	1.000	1.500	2.000	2.500	0.000	0.500	1.000	1.500	2.000	2.500

hard-label black-box attack method, the Boundary Attack [3]. Different from the 1-NN case, since both attack and robustness verification are not optimal, there will be a gap between the two numbers. These results are shown in Table 2.

The three observations of Mahalanobis 1-NN also hold for the K -NN: NCA and LMNN have improved clean errors (empirical robust errors at the radius 0) but this often comes with degraded robust errors compared with the Euclidean distance, while ARML achieves good robust errors as well as clean errors. The results suggest that ARML is more robust both provably (in terms of the certified robust error) and empirically (in terms of the empirical robust error).

5 Related work

Metric Learning Metric learning aims to learn a new distance using supervision concerning the learned distance [23]. In this paper, we mainly focus on the linear metric learning: the learned distance is the squared Euclidean distance after applying the transformation G globally, i.e., the

Mahalanobis distance [15, 12, 41, 20, 36]. There are also nonlinear models for metric learning, such as kernelized metric learning [25, 6], local metric learning [14, 40] and deep metric learning [10, 32]. Robustness verification for nonlinear metric learning and learning a provably robust non-linear metric would be an interesting future work.

Adversarial robustness of neural networks Empirical defense aims to learn a classifier which is robust to some adversarial attacks [26, 29], but has no guarantee for the robustness to other stronger (or unknown) adversarial attacks [4, 1]. In contrast, certified defense provides a guarantee that no adversarial examples exist within a certain input region [43, 11, 48]. The basic idea of these certified defense methods is to minimize the certified robust training error. However, all these methods for neural networks rely on the assumption of smoothness of the classifier, and hence could not be applied to the nearest neighbor classifiers.

Adversarial robustness of nearest neighbor classifiers Most works about adversarial robustness of K -NN focus on adversarial attack. Some papers propose to attack a differentiable substitute of K -NN [31, 33], and others formalize the attack as a list of quadratic programming problems or linear programming problems [39, 46]. As far as we know, there is only one paper considering adversarial verification for K -NN, but they only consider the Euclidean distance, and no certified defense method is proposed [39]. In contrast, we propose the first adversarial verification method and the first certified defense (or provably robust learning) for Mahalanobis K -NN.

6 Conclusion

We propose a novel metric learning method named ARML to obtain a robust Mahalanobis distance that can be robust to adversarial input perturbations. Experiments show that the proposed method can improve both clean errors and robust errors compared with existing metric learning algorithms.

References

- [1] A. Athalye, N. Carlini, and D. Wagner. Obfuscated gradients give a false sense of security: Circumventing defenses to adversarial examples. In *International Conference on Machine Learning (ICML)*, pages 274–283, 2018.
- [2] B. Biggio and F. Roli. Wild patterns: Ten years after the rise of adversarial machine learning. *Pattern Recognition*, 84:317–331, 2018.
- [3] W. Brendel, J. Rauber, and M. Bethge. Decision-based adversarial attacks: Reliable attacks against black-box machine learning models. In *International Conference on Learning Representations (ICLR)*, 2018.
- [4] N. Carlini and D. Wagner. Towards evaluating the robustness of neural networks. In *IEEE Symposium on Security and Privacy (SP)*, pages 39–57, 2017.
- [5] C.-C. Chang and C.-J. Lin. LIBSVM: A library for support vector machines. *ACM Transactions on Intelligent Systems and Technology*, 2(3):27, 2011.
- [6] R. Chatpatanasiri, T. Korsrilabutr, P. Tangchanachaianan, and B. Kijssirikul. A new kernelization framework for mahalanobis distance learning algorithms. *Neurocomputing*, 73(10):1570–1579, 2010.
- [7] P.-Y. Chen, H. Zhang, Y. Sharma, J. Yi, and C.-J. Hsieh. ZOO: Zeroth order optimization based black-box attacks to deep neural networks without training substitute models. In *ACM Conference on Computer and Communications Security (CCS) Workshop on Artificial Intelligence and Security (AISec)*, pages 15–26, 2017.

- [8] M. Cheng, T. M. Le, P.-Y. Chen, H. Zhang, J. Yi, and C.-J. Hsieh. Query-efficient hard-label black-box attack: An optimization-based approach. In *International Conference on Learning Representations (ICLR)*, 2019.
- [9] M. Cheng, S. Singh, P.-Y. Chen, S. Liu, and C.-J. Hsieh. Sign-opt: A query-efficient hard-label adversarial attack. In *International Conference on Learning Representations (ICLR)*, 2020.
- [10] S. Chopra, R. Hadsell, and Y. LeCun. Learning a similarity metric discriminatively, with application to face verification. In *IEEE Conference on Computer Vision and Pattern Recognition (CVPR)*, volume 1, pages 539–546, 2005.
- [11] J. Cohen, E. Rosenfeld, and Z. Kolter. Certified adversarial robustness via randomized smoothing. In *International Conference on Machine Learning (ICML)*, pages 1310–1320, 2019.
- [12] J. V. Davis, B. Kulis, P. Jain, S. Sra, and I. S. Dhillon. Information-theoretic metric learning. In *International Conference on Machine learning (ICML)*, pages 209–216, 2007.
- [13] W. de Vazelhes, C. Carey, Y. Tang, N. Vauquier, and A. Bellet. metric-learn: Metric learning algorithms in python. *CoRR preprint arXiv:1908.04710*, arXiv/1908.04710, 2019.
- [14] A. Frome, Y. Singer, F. Sha, and J. Malik. Learning globally-consistent local distance functions for shape-based image retrieval and classification. In *International Conference on Computer Vision (ICCV)*, pages 1–8, 2007.
- [15] J. Goldberger, G. E. Hinton, S. T. Roweis, and R. R. Salakhutdinov. Neighbourhood components analysis. In *Advances in Neural Information Processing Systems (NeurIPS)*, pages 513–520, 2004.
- [16] I. J. Goodfellow, J. Shlens, and C. Szegedy. Explaining and harnessing adversarial examples. In *International Conference on Learning Representations (ICLR)*, 2015.
- [17] M. Guillaumin, J. Verbeek, and C. Schmid. Is that you? metric learning approaches for face identification. In *International Conference on Computer Vision (ICCV)*, pages 498–505, 2009.
- [18] G. Hua, M. Brown, and S. Winder. Discriminant embedding for local image descriptors. In *International Conference on Computer Vision (ICCV)*, pages 1–8, 2007.
- [19] A. Ilyas, L. Engstrom, and A. Madry. Prior convictions: Black-box adversarial attacks with bandits and priors. In *International Conference on Learning Representations (ICLR)*, 2019.
- [20] P. Jain, B. Kulis, and I. S. Dhillon. Inductive regularized learning of kernel functions. In *Advances in Neural Information Processing Systems (NeurIPS)*, pages 946–954, 2010.
- [21] D. P. Kingma and J. L. Ba. Adam: A method for stochastic optimization. In *International Conference on Learning Representations (ICLR)*, 2015.
- [22] M. K. Kozlov, S. P. Tarasov, and L. G. Khachiyan. The polynomial solvability of convex quadratic programming. *USSR Computational Mathematics and Mathematical Physics*, 20(5):223–228, 1980.
- [23] B. Kulis. Metric learning: A survey. *Foundations and Trends in Machine Learning*, 5(4):287–364, 2013.
- [24] B. Kulis, P. Jain, and K. Grauman. Fast similarity search for learned metrics. *IEEE Transactions on Pattern Analysis and Machine Intelligence*, 31(12):2143–2157, 2009.
- [25] B. Kulis, M. Sustik, and I. Dhillon. Learning low-rank kernel matrices. In *International Conference on Machine learning (ICML)*, pages 505–512, 2006.
- [26] A. Kurakin, I. J. Goodfellow, and S. Bengio. Adversarial machine learning at scale. In *International Conference on Learning Representations (ICLR)*, 2017.

- [27] G. Lebanon. Metric learning for text documents. *IEEE Transactions on Pattern Analysis and Machine Intelligence*, 28(4):497–508, 2006.
- [28] Y. LeCun, L. Bottou, Y. Bengio, P. Haffner, et al. Gradient-based learning applied to document recognition. *Proceedings of the IEEE*, 86(11):2278–2324, 1998.
- [29] A. Madry, A. Makelov, L. Schmidt, D. Tsipras, and A. Vladu. Towards deep learning models resistant to adversarial attacks. In *International Conference on Learning Representations (ICLR)*, 2018.
- [30] M. Mirman, T. Gehr, and M. Vechev. Differentiable abstract interpretation for provably robust neural networks. In *International Conference on Machine Learning (ICML)*, pages 3578–3586, 2018.
- [31] N. Papernot, P. D. McDaniel, and I. J. Goodfellow. Transferability in machine learning: from phenomena to black-box attacks using adversarial samples. *CoRR*, abs/1605.07277, 2016.
- [32] F. Schroff, D. Kalenichenko, and J. Philbin. Facenet: A unified embedding for face recognition and clustering. In *IEEE Conference on Computer Vision and Pattern Recognition (CVPR)*, pages 815–823, 2015.
- [33] C. Sitawarin and D. A. Wagner. Minimum-norm adversarial examples on KNN and KNN-based models. *CoRR*, arXiv/2003.06559, 2020.
- [34] M. Slaney, K. Q. Weinberger, and W. White. Learning a metric for music similarity. In *International Symposium/Conference on Music Information Retrieval*, pages 313–318, 2008.
- [35] J. Snell, K. Swersky, and R. Zemel. Prototypical networks for few-shot learning. In *Advances in Neural Information Processing Systems (NeurIPS)*, pages 4077–4087, 2017.
- [36] M. Sugiyama. Dimensionality reduction of multimodal labeled data by local fisher discriminant analysis. *Journal of Machine Learning Research (JMLR)*, 8:1027–1061, 2007.
- [37] C. Szegedy, W. Zaremba, I. Sutskever, J. Bruna, D. Erhan, I. J. Goodfellow, and R. Fergus. Intriguing properties of neural networks. In *International Conference on Learning Representations (ICLR)*, 2014.
- [38] O. Vinyals, C. Blundell, T. Lillicrap, K. Kavukcuoglu, and D. Wierstra. Matching networks for one shot learning. In *Advances in Neural Information Processing Systems (NeurIPS)*, pages 3637–3645, 2016.
- [39] L. Wang, X. Liu, J. Yi, Z.-H. Zhou, and C.-J. Hsieh. Evaluating the robustness of nearest neighbor classifiers: A primal-dual perspective. *CoRR*, abs/1906.03972, 2019.
- [40] K. Q. Weinberger and L. K. Saul. Fast solvers and efficient implementations for distance metric learning. In *International Conference on Machine Learning (ICML)*, pages 1160–1167, 2008.
- [41] K. Q. Weinberger and L. K. Saul. Distance metric learning for large margin nearest neighbor classification. *Journal of Machine Learning Research (JMLR)*, 10:207–244, 2009.
- [42] L. Weng, H. Zhang, H. Chen, Z. Song, C.-J. Hsieh, L. Daniel, D. Boning, and I. Dhillon. Towards fast computation of certified robustness for relu networks. In *International Conference on Machine Learning (ICML)*, pages 5276–5285, 2018.
- [43] E. Wong and Z. Kolter. Provable defenses against adversarial examples via the convex outer adversarial polytope. In *International Conference on Machine Learning (ICML)*, pages 5283–5292, 2018.
- [44] H. Xiao, K. Rasul, and R. Vollgraf. Fashion-MNIST: a novel image dataset for benchmarking machine learning algorithms. *CoRR*, abs/1708.07747, 2017.

- [45] H. Xiong and X.-w. Chen. Kernel-based distance metric learning for microarray data classification. *BMC bioinformatics*, 7(1):299, 2006.
- [46] Y.-Y. Yang, C. Rashtchian, Y. Wang, and K. Chaudhuri. Robustness for non-parametric classification: A generic attack and defense. In *International Conference on Artificial Intelligence and Statistics (AISTATS)*, 2020.
- [47] H.-J. Ye, D.-C. Zhan, X.-M. Si, Y. Jiang, and Z.-H. Zhou. What makes objects similar: A unified multi-metric learning approach. In *Advances in Neural Information Processing Systems (NeurIPS)*, pages 1235–1243, 2016.
- [48] H. Zhang, H. Chen, C. Xiao, S. Gowal, R. Stanforth, B. Li, D. Boning, and C.-J. Hsieh. Towards stable and efficient training of verifiably robust neural networks. In *International Conference on Learning Representations (ICLR)*, 2020.

A Optimal value of triplet problem

The triplet problem is formalized as below:

$$\min_{\boldsymbol{\delta}} \|\boldsymbol{\delta}\| \quad \text{s.t.} \quad d_{\mathbf{M}}(\mathbf{x} + \boldsymbol{\delta}, \mathbf{x}^-) \leq d_{\mathbf{M}}(\mathbf{x} + \boldsymbol{\delta}, \mathbf{x}^+). \quad (15)$$

It is equivalent to the optimization

$$\min_{\boldsymbol{\delta}} \boldsymbol{\delta}^\top \boldsymbol{\delta} \quad \text{s.t.} \quad \mathbf{a}^\top \boldsymbol{\delta} \leq b, \quad (16)$$

where we have

$$\mathbf{a} = \mathbf{M}(\mathbf{x}^+ - \mathbf{x}^-), \quad (17)$$

$$b = \frac{1}{2} (d_{\mathbf{M}}(\mathbf{x}, \mathbf{x}^+) - d_{\mathbf{M}}(\mathbf{x}, \mathbf{x}^-)). \quad (18)$$

The dual function is

$$g(\lambda) = \inf_{\boldsymbol{\delta}} \boldsymbol{\delta}^\top \boldsymbol{\delta} + \lambda(\mathbf{a}^\top \boldsymbol{\delta} - b) \quad (19)$$

$$= -\frac{1}{4} \mathbf{a}^\top \mathbf{a} \lambda^2 - b\lambda, \quad (20)$$

where inf holds for $\boldsymbol{\delta} = -\lambda \mathbf{a}/2$. Then the dual problem is

$$\max_{\lambda \geq 0} -\frac{1}{4} \mathbf{a}^\top \mathbf{a} \lambda^2 - b\lambda. \quad (21)$$

The optimal point is

$$\left[-\frac{2b}{\mathbf{a}^\top \mathbf{a}} \right]_+, \quad (22)$$

and the optimal value is

$$\begin{cases} 0 & \text{if } b \geq 0 \\ \frac{b^2}{\mathbf{a}^\top \mathbf{a}} & \text{otherwise.} \end{cases} \quad (23)$$

By the Slater's condition, if $\mathbf{x}^+ \neq \mathbf{x}^-$ holds, we have the strong duality. Therefore, the optimal value of (15) is

$$\left[\frac{-b}{\sqrt{\mathbf{a}^\top \mathbf{a}}} \right]_+ = \frac{[d_{\mathbf{M}}(\mathbf{x}, \mathbf{x}^-) - d_{\mathbf{M}}(\mathbf{x}, \mathbf{x}^+)]_+}{2\sqrt{(\mathbf{x}^+ - \mathbf{x}^-)^\top \mathbf{M}^\top \mathbf{M}(\mathbf{x}^+ - \mathbf{x}^-)}}. \quad (24)$$

In fact, it is easy to verify that even if $\mathbf{x}^+ = \mathbf{x}^-$ obtains, the optimal value also holds.

B Proof of Theorem 1

Proof. Let $\epsilon^{(\mathbb{I}, \mathbb{J})}$ denote the optimal value of the inner minimization problem of (6). By relaxing the constraint via replacing the universal quantifier, we have

$$\epsilon^{(\mathbb{I}, \mathbb{J})} \geq \max_{i \in \{i: y_i = y_{\text{test}}\} - \mathbb{I}, j \in \mathbb{J}} \tilde{\epsilon}(\mathbf{x}_i, \mathbf{x}_j, \mathbf{x}_{\text{test}}; \mathbf{M}). \quad (25)$$

Algorithm 2: Computing the minimal adversarial perturbation for Mahalanobis 1-NN

Input: Test instance $(\mathbf{x}_{\text{test}}, y_{\text{test}})$, dataset $\mathbb{S} = \{(\mathbf{x}_i, y_i)\}_{i=1}^N$.
Output: Perturbation norm ϵ .

- 1 Initialize $\epsilon = \infty$;
- 2 Sort $\{j : y_j \neq y_{\text{test}}\}$ by the ascending order of $d_M(\mathbf{x}_{\text{test}}, \mathbf{x}_j)$;
- 3 **for** $j : y_j \neq y_{\text{test}}$ *according to the ascending order do*
- 4 Compute a lower bound $\underline{\epsilon}^{(j)}$ of the inner minimization corresponding to j ;
- 5 **if** $\underline{\epsilon} < \epsilon$ **then**
- 6 Solve the inner minimization problem exactly via the greedy coordinate ascent method
 and derive the optimal value $\epsilon^{(j)}$;
- 7 **if** $\epsilon^{(j)} < \epsilon$ **then**
- 8 $\epsilon = \epsilon^{(j)}$
- 9 **end**
- 10 **end**
- 11 **end**

Substitute it in (6) and then we have

$$\epsilon^* \geq \min_{\mathbb{I}, \mathbb{J}} \epsilon^{(\mathbb{I}, \mathbb{J})} \quad (26)$$

$$\geq \min_{\mathbb{I}, \mathbb{J}} \max_{i \in \{i: y_i = y_{\text{test}}\} - \mathbb{I}, j \in \mathbb{J}} \tilde{\epsilon}(\mathbf{x}_i^+, \mathbf{x}_j^-, \mathbf{x}_{\text{test}}) \quad (27)$$

$$\geq \min_{\mathbb{I}, \mathbb{J}} \max_{j \in \mathbb{J}} \max_{i \in \{i: y_i = y_{\text{test}}\} - \mathbb{I}} \tilde{\epsilon}(\mathbf{x}_i^+, \mathbf{x}_j^-, \mathbf{x}_{\text{test}}) \quad (28)$$

$$\geq \min_{\mathbb{I}, \mathbb{J}} \max_{j \in \mathbb{J}} k\text{th max}_{i \in \{i: y_i = y_{\text{test}}\}} \tilde{\epsilon}(\mathbf{x}_i^+, \mathbf{x}_j^-, \mathbf{x}_{\text{test}}) \quad (29)$$

$$\geq \min_{\mathbb{I}, \mathbb{J}} k\text{th min}_{j \in \{j: y_j \neq y_{\text{test}}\}} k\text{th max}_{i \in \{i: y_i = y_{\text{test}}\}} \tilde{\epsilon}(\mathbf{x}_i^+, \mathbf{x}_j^-, \mathbf{x}_{\text{test}}) \quad (30)$$

$$= k\text{th min}_{j \in \{j: y_j \neq y_{\text{test}}\}} k\text{th max}_{i \in \{i: y_i = y_{\text{test}}\}} \tilde{\epsilon}(\mathbf{x}_i^+, \mathbf{x}_j^-, \mathbf{x}_{\text{test}}) \quad (31)$$

□

C Details of computing exact minimal adversarial perturbation of Mahalanobis 1-NN

The overall algorithm is displayed in Algorithm 2. We denote $\epsilon^{(j)}$ as the optimal value of the inner minimization problem with respect to j , and denote $\underline{\epsilon}^{(j)}$ as its lower bound. We first sort the subproblems according to the ascending order of $\|\mathbf{x}_j - \mathbf{x}_{\text{test}}\|$ for $\{j : y_j \neq y_{\text{test}}\}$. For every subproblem, we compute the lower bound of its optimal value. If the optimal value is too large, we just screen the subproblem safely without solving it exactly.

C.1 Greedy coordinate ascent (descent)

For the subproblem we have to solve exactly, we employ the greedy coordinate ascent method. Note that the inner minimization problem of (13) is a convex quadratic programming problem. We solve the problem by dealing with its dual formulation. The greedy coordinate ascent method is used because the optimal dual variables are very sparse. The algorithm is shown in Algorithm 3. At every iteration, only one dual variable is updated.

C.2 Lower bound of inner minimization problem

The following theorem is dependent on the solution of the triplet problem.

Algorithm 3: Greedy coordinate descent for QP: $\min_{\mathbf{x} \geq 0} \frac{1}{2} \mathbf{x}^\top \mathbf{P} \mathbf{x} + \mathbf{q}^\top \mathbf{x}$

Input: $\mathbf{P}, \mathbf{q}, \epsilon, T$.

- 1 $\mathbf{x} \leftarrow \mathbf{0}, \mathbf{g} \leftarrow \mathbf{P} \mathbf{x} + \mathbf{q}$;
- 2 **for** $t = 0$ to $T - 1$ **do**
- 3 $\forall i, y_i \leftarrow \max \left(x_i - \frac{g_i}{p_{i,i}}, 0 \right) - x_i$;
- 4 $i^* \leftarrow \arg \max_i |y_i|$; // choose a coordinate
- 5 **if then**
- 6 | break;
- 7 **end**
- 8 $x_{i^*} \leftarrow x_{i^*} + y_{i^*}$; // update the solution
- 9 $\mathbf{g} \leftarrow \mathbf{g} + y_{i^*} \mathbf{p}_{i^*}$; // update the gradient
- 10 **end**

Output: \mathbf{x} .

Table 3: Dataset statistics

	# features	# classes	# train	# test	1-NN test error	11-NN test error
MNIST	784	10	60,000	10,000	0.031	0.033
Fashion-MNIST	784	10	60,000	10,000	0.150	0.150
Splice	60	2	1,000	2,175	0.295	0.291
Pendigits	16	10	7,494	3,498	0.023	0.027
Satimage	36	6	4,435	2,000	0.112	0.106
USPS	256	10	7,291	2,007	0.049	0.060

Theorem 2. The optimal value $\epsilon^{(j)}$ of the inner minimization of (13) with respect to j is lower bounded as

$$\epsilon^{(j)} \geq \max_{i: y_i = y_{\text{test}}} [\tilde{\epsilon}(\mathbf{x}_i, \mathbf{x}_j, \mathbf{x}_{\text{test}}; \mathbf{M})]_+. \quad (32)$$

Proof. Relaxing the constraint of (13) by means of replacing the universal quantifier, we know $\epsilon^{(j)}$ is lower bounded by the optimal value of the following optimization problem

$$\max_{i: y_i = y_{\text{test}}} \min_{\delta_{i,j}} \|\delta_{i,j}\| \quad (33)$$

$$\text{s.t. } d_{\mathbf{M}}(\mathbf{x}_{\text{test}} + \delta_{i,j}, \mathbf{x}_j) \leq d_{\mathbf{M}}(\mathbf{x}_{\text{test}} + \delta_{i,j}, \mathbf{x}_i). \quad (34)$$

Obviously, the optimal value of the inner problem is $[\tilde{\epsilon}(\mathbf{x}_i, \mathbf{x}_j, \mathbf{x}_{\text{test}}; \mathbf{M})]_+$. \square

In this way, we could derive a lower bound of the optimal value in closed form.

D Experimental details

Datasets Dataset statistics and test errors (on all test instances) of Euclidean K -NN are shown in Table 3. All training data are used to learn metrics, and 1,000 instances are randomly sampled to compute certified robust errors.

Hyperparameters Hyperparameters of our ARML algorithm are fixed across all datasets. Specifically, the size of the neighborhood where randnear^+ and randnear^- sample random instances is 10. In other words, at every iteration, we sample one instance from the nearest 10 instances in the same class with the test instance, and sample one instance from the nearest 10 instances in the different classes from the test instance. We employ the Adam algorithm [21] to update parameters

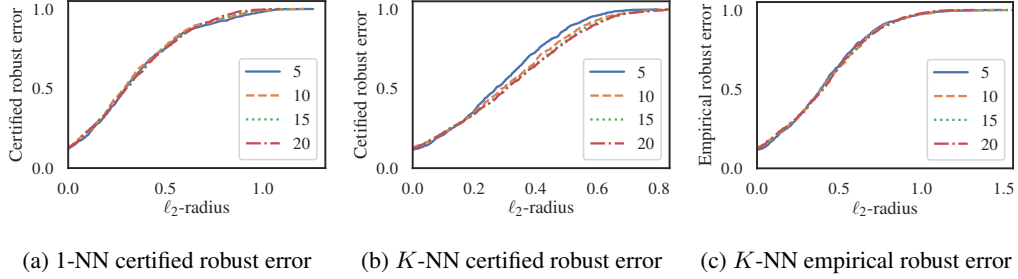


Figure 2: Sensitivity to neighborhood size on Splice

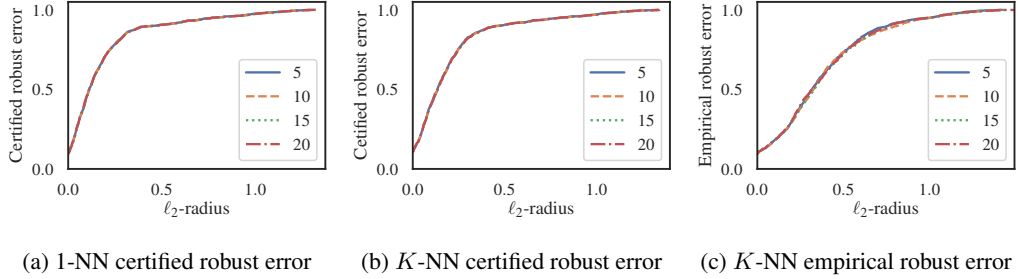


Figure 3: Sensitivity to neighborhood size on Satimage

with gradients and the parameters is in the default setting (learning rate: 0.001, betas: (0.9, 0.999)). The number of epochs is 1,000. The loss function is the negative loss.

Hyperparameter sensitivity We investigate the sensitivity of the size of neighborhood used for randnear^+ and randnear^- . We plot the robust error curves against the ℓ_2 radius for different neighborhood sizes in Figure 2 and Figure 3. It suggests that ARML is not very sensitive to this hyperparameter in terms of certified and empirical robust errors if it is not too small.

Implementations of NCA, LMNN, ITML and LFDA We use the implementations of the metric-learn library [13] for NCA, LMNN, ITML and LFDA. Similar to ARML, hyperparameters are fixed across all datasets and are in the default setting. In particular, the maximum numbers of iterations for NCA, LMNN and ITML are 1,000, 100 and 1,000 respectively.