

On Worst-case Regret of Linear Thompson Sampling

Nima Hamidi*

Mohsen Bayati†

November 10, 2020

Abstract

In this paper, we consider the worst-case regret of Linear Thompson Sampling (LinTS) for the linear bandit problem. Russo and Van Roy (2014) show that the Bayesian regret of LinTS is bounded above by $\tilde{O}(d\sqrt{T})$ where T is the time horizon and d is the number of parameters. While this bound matches the minimax lower-bounds for this problem up to logarithmic factors, the existence of a similar worst-case regret bound is still unknown. The only known worst-case regret bound for LinTS, due to Agrawal and Goyal (2013b); Abeille et al. (2017), is $\tilde{O}(d\sqrt{dT})$ which requires the posterior variance to be inflated by a factor of $\tilde{O}(\sqrt{d})$. While this bound is far from the minimax optimal rate by a factor of \sqrt{d} , in this paper we show that it is the best possible one can get, settling an open problem stated in Russo et al. (2018). Specifically, we construct examples to show that, without the inflation, LinTS can incur linear regret up to time $\exp(\Omega(d))$. We then demonstrate that, under mild conditions, a slightly modified version of LinTS requires only an $\tilde{O}(1)$ inflation where the constant depends on the diversity of the optimal arm.

1 Introduction

Recently, there has been a rise in the use of experiments by many organizations to optimize decisions (e.g., product recommendation in e-Commerce, ad selection in digital advertising, or testing medical interventions in healthcare). However, running an experiment involves an opportunity cost or *regret* (e.g., exposing some users or patients to a potentially inferior experience or treatment). To reduce this opportunity cost, a growing number of enterprises leverage multi-armed bandit (MAB) experiments (Scott, 2010, 2015; Johari et al., 2017). MAB approach works by adaptively updating decisions based on partially available results of the experiment to minimize the regret. These practical motivations that date back to the works of Thompson (1933); Lai and Robbins (1985), combined with mathematical richness, have made the MAB problem subject of intense study in computer science, economics, operations research, and statistics (Russo et al., 2018; Lattimore and Szepesvari, 2019).

This paper considers a general version¹ of the MAB problem, the stochastic linear bandit problem, in which a decision-maker is sequentially choosing actions from given action sets and observes *rewards* corresponding to the selected actions. The actions (vectors in \mathbb{R}^d) can also be thought of features (context) that impact the rewards. Specifically, the rewards are stochastic and their expectations depend on the actions through a fixed linear function, with unknown parameter $\Theta^* \in \mathbb{R}^d$. While initially unknown to the decision-maker, the reward function can be estimated as more decisions are made and their rewards are observed. The main goal of the decision-maker is to maximize its cumulative expected reward, over a sequence of decision epochs (or time periods). Equivalently, one can measure difference (referred by expected regret or *regret* for short) between the best achievable cumulative expected reward, obtained by an *oracle* that has access to the true expectation of the reward function, and the cumulative expected reward obtained by the decision-maker.

*Department of Statistics, Stanford University, hamidi@stanford.edu

†Graduate School of Business, Stanford University, bayati@stanford.edu

¹For example, it includes the standard k -armed bandit as well as the k -armed contextual bandit problem as special cases.

The regret can be measured in a Bayesian or in a frequentist fashion. The Bayesian regret is used when the unknown parameter Θ^* is also random and the expectations are taken with respect to three sources: (i) the randomness in the reward functions, (ii) the unknown parameter Θ^* , and (iii) new potential randomness introduced by the decision-maker. But the frequentist regret (also referred to by worst-case regret) is used when the parameter Θ^* is deterministic, so the expectation is only with respect to the other two sources of randomness.

The main challenge of the decision-maker is to design algorithms that efficiently balance between the *exploration* (experimenting untested actions) and the *exploitation* (choosing high-reward actions). Two approaches to this problem have attracted a great deal of attention. Dani et al. (2008); Abbasi-Yadkori et al. (2011) utilize *optimism in face of uncertainty*² and obtain policies with $\tilde{O}(d\sqrt{T})$ worst-case regret bounds which is, as shown by Dani et al. (2008), minimax optimal up to logarithmic factors. The other approach, introduced by Thompson (1933), arises from a heuristic idea in the Bayesian setting which suggests sampling from the posterior distribution of the reward function, given past observations, and choosing the best action as if this sample were the true reward function. This approach is known as Thompson Sampling (TS) or posterior sampling and although it is Bayesian in nature, it can be applied in the frequentist setting as well. This idea has become increasingly popular in practice due to its simplicity and empirical performance (Scott, 2010, 2015; Russo et al., 2018).

TS has been extensively studied from both theoretical and empirical points of view. For the multi-armed bandit (MAB) problem, Agrawal and Goyal (2012, 2013a) prove worst-case regret bounds for TS that match the minimax lower bounds up to logarithmic factors. Bubeck and Liu (2013) demonstrate TS attains the optimal Bayesian regret up to constants. In their recent work, Jin et al. (2020) propose a modified version of TS which achieves minimax-optimal worst-case regret up to constant terms. Two interesting observations in this domain that are to some extent related to our work are made by Phan et al. (2019) and Nie et al. (2018). In the former, the authors state that sampling from an approximation of the posterior distribution with constant α -divergence approximation error can lead to a linear regret and in the latter, it is demonstrated that the estimates for the mean rewards are negatively biased when the samples are collected by a wide range of bandit algorithms.

The first general theoretical guarantee for TS is due to Russo and Van Roy (2014) in which they make a connection between TS and optimistic policies to provide regret bounds that cover a wide range of problems including the stochastic linear bandit problem in which TS heuristic is referred by LinTS. Their analysis yields an $\tilde{O}(d\sqrt{T})$ *Bayesian regret* bound for this problem which cannot be improved in general. In the frequentist setting, however, Agrawal and Goyal (2013b); Abeille et al. (2017) have obtained $\tilde{O}(d\sqrt{dT})$ regret bounds for a variant of LinTS which samples from a posterior distribution whose variance is *inflated* by a factor $\tilde{O}(d)$. This bound is far from the optimal rate by a factor of \sqrt{d} . It has been an open question as to whether this extra factor can be eliminated in the linear bandit problem (see for instance (Russo et al., 2018, §8.1.2)). We answer this question negatively. In particular, we construct examples to show that LinTS without inflation can incur linear regret up to time $\exp(\Omega(d))$ when the noise distribution and/or the prior distribution does not match the ones that LinTS assumes.

The striking fact about our examples is that they can successfully deceive LinTS even if one *reduces* the variance of the noise. In fact, we will show that noiseless observations can cause LinTS to fail for an exponentially long time. This issue with LinTS is important to be understood because of the following reasons:

1. In many applications, the exact prior and noise distributions are either unknown or not easy to sample from. In these cases, one needs to estimate or approximate the posterior distribution. However, as our examples demonstrate, LinTS is not robust to these mismatches.
2. This issue opens the door for adversarial attacks. Notice that in the posterior computation, it is often assumed that, conditional on the history, the set of actions is independent of the true reward function. This assumption may not hold when an adversary who has *some* knowledge about the true parameter can tamper the action sets. An example of such scenario could be two competing marketplace platforms

²Based on the Upper Confidence Bound technique due to Lai and Robbins (1985).

that rely on experimentation for decision-making. But one firm has acquired more data about the same problem and hence can participate (via intermediary agents) in the other platform and inhibit its performance.

Here we emphasize that these concerns are not applicable to *optimism in the face of uncertainty linear bandit* (OFUL) algorithm of [Abbasi-Yadkori et al. \(2011\)](#). These two issues thus call for the necessity of a better understanding of LinTS in the frequentist setting. In fact, on the positive side, we prove that under additional assumptions the inflation parameter can be significantly reduced while still holding the theoretical guarantees. We validate our assumptions through simulations in a synthetic setting.

2 Setting and notation

For any positive integer n , we denote $\{1, 2, \dots, n\}$ by $[n]$. Letting Σ be a positive semi-definite n by n matrix, the notation $\|A\|_\Sigma$ refers to $\sqrt{A^\top \Sigma A}$ for any vector A in \mathbb{R}^n . For a matrix \mathbf{M} with the singular values $\sigma_1 \geq \dots \geq \sigma_n$, we define its operator norm as $\|\mathbf{M}\|_{\text{op}} := \sigma_1$ and trace norm (or nuclear norm) as $\|\mathbf{M}\|_* := \sum_{i \in [n]} \sigma_i$ respectively.

Let $(\mathcal{A}_t)_{t=1}^T$ be a sequence of T random compact subsets of \mathbb{R}^d where $T \in \mathbb{N}$ is the time horizon. We further assume that $\|A\|_2 \leq \mathbf{a}$ for all $A \in \mathcal{A}_t$ almost surely. A policy π sequentially interacts with the environment in T rounds. At time $t \in [T]$, it receives action set \mathcal{A}_t and chooses an action $\tilde{A}_t \in \mathcal{A}_t$ and receives a stochastic reward $Y_t = \langle \Theta^*, \tilde{A}_t \rangle + \varepsilon_t$ where ε_t is the reward noise and recall that Θ^* is an unknown (and potentially random) vector of parameters. By $A_t^* \in \mathcal{A}_t$ we denote the arm with maximum expected reward. We denote the history of observations up to time t by \mathcal{F}_t . More precisely, we define $\mathcal{F}_t := (\mathcal{A}_1, \tilde{A}_1, Y_1, \dots, \mathcal{A}_{t-1}, \tilde{A}_{t-1}, Y_{t-1}, \mathcal{A}_t)$. In this model, a *policy* π is formally defined as a (stochastic) function that maps \mathcal{F}_t to an element of \mathcal{A}_t .

We compare policies through their cumulative Bayesian regret defined as

$$\text{Regret}(T, \pi) := \sum_{t=1}^T \mathbb{E} \left[\sup_{A \in \mathcal{A}_t} \langle \Theta^*, A \rangle - \langle \Theta^*, \tilde{A}_t \rangle \right].$$

Recall that the expectation is taken with respect to the entire three sources of randomness in our model, including the prior distribution on Θ^* . The frequentist regret bounds also follow by taking the prior distribution to be the measure that puts all the mass on a single deterministic vector.

3 Bayesian analyses are brittle

In this section, we demonstrate that LinTS may incur linear regret when the assumptions are *slightly* violated. These examples, in particular, solve an open question mentioned in ([Russo et al., 2018](#), §8.1.2). More precisely, we show that the Bayesian regret of LinTS (thereby, its worst-case regret) can grow linearly up to time $\exp(\Omega(d))$ whenever LinTS uses an incorrect prior distribution or noise distribution. We first provide an intuition behind these examples in Section 3.1 and then present the examples in Section 3.2 and Section 3.3 that formalize the intuition. The first example, uses action sets that change over time and the second example uses fixed action sets.

3.1 Intuition

Here we construct a vanilla example where a *reactive adversary* causes LinTS to fail by appropriately choosing the action sets in an adaptive manner. This example is chiefly intended to develop the intuition behind our next examples where the action sets are selected independently from the history and the rigorous proofs are provided for the examples in the next subsection.

Algorithm 1 Linear Thompson sampling (LinTS)

Require: Inflation parameter ι .

- 1: Initialize $\Sigma_1 \leftarrow \lambda \mathbb{I}$ and $\hat{\Theta}_1 \leftarrow 0$
 - 2: **for** $t = 1, 2, \dots$ **do**
 - 3: Observe \mathcal{A}_t
 - 4: Sample $\tilde{\Theta}_t \sim \mathcal{N}(\hat{\Theta}_t, \iota^2 \Sigma_t)$
 - 5: $\tilde{A}_t \leftarrow \arg \max_{A \in \mathcal{A}_t} \langle A, \tilde{\Theta}_t \rangle$
 - 6: Observe reward \mathcal{R}_t
 - 7: $\Sigma_{t+1}^{-1} \leftarrow \Sigma_t^{-1} + \tilde{A}_t \tilde{A}_t^\top$
 - 8: $\hat{\Theta}_{t+1} \leftarrow \Sigma_{t+1}^{-1} (\Sigma_t^{-1} \hat{\Theta}_t + \tilde{A}_t \mathcal{R}_t)$
 - 9: **end for**
-

Next, somewhat counter-intuitively, we first state a positive result, a sufficient condition that leads to a sub-linear regret bound for LinTS. Therefore, a counter example in which LinTS would fail must violate that sufficient condition which gives us intuition on how to construct counter-examples. We also note that, this result is for the slightly more general version of LinTS where the posterior distribution is inflated by a positive parameter ι (Algorithm 1).

Theorem 3.1. *If Algorithm 1 satisfies,*

$$\mathbb{P} \left(\sup_{A \in \mathcal{A}_t} \langle A, \tilde{\Theta}_t \rangle \geq \sup_{A \in \mathcal{A}_t} \langle A, \Theta^* \rangle \mid \Theta^*, \mathcal{F}_t \right) \geq \mathfrak{p}, \quad (3.1)$$

whenever $\|\hat{\Theta}_t - \Theta^*\|_{\Sigma_t^{-1}} \leq \rho$. Then, we have

$$\text{Regret}(T, \pi^{\text{LinTS}}) \leq \tilde{\mathcal{O}} \left(\rho \iota \sqrt{dT/\mathfrak{p}} \right). \quad (3.2)$$

Recall the optimal action at time t is denoted by A_t^* . We can now write

$$\sup_{A \in \mathcal{A}_t} \langle A, \tilde{\Theta}_t \rangle - \sup_{A \in \mathcal{A}_t} \langle A, \Theta^* \rangle \geq \langle A_t^*, \tilde{\Theta}_t - \Theta^* \rangle.$$

Therefore, a sufficient condition for Eq. (3.1) is that

$$\mathbb{P} \left(\langle A_t^*, \tilde{\Theta}_t - \Theta^* \rangle \geq 0 \mid \Theta^*, \mathcal{F}_t \right) \geq \mathfrak{p} \quad (3.3)$$

whenever $\|\hat{\Theta}_t - \Theta^*\|_{\Sigma_t^{-1}} \leq \rho$. Next notice that

$$\langle A_t^*, \tilde{\Theta}_t - \Theta^* \rangle = \langle A_t^*, \tilde{\Theta}_t - \hat{\Theta}_t \rangle + \langle A_t^*, \hat{\Theta}_t - \Theta^* \rangle. \quad (3.4)$$

Looking at the above decomposition, we call $E_t := \Theta^* - \hat{\Theta}_t$ the *error vector* and $C_t := \tilde{\Theta}_t - \hat{\Theta}_t$ the *compensator vector*. The latter name is motivated by the observation that, using Eq. (3.3) and Eq. (3.4), when $\langle A_t^*, C_t \rangle \geq \langle A_t^*, E_t \rangle$ holds then

$$\sup_{A \in \mathcal{A}_t} \langle A, \tilde{\Theta}_t \rangle \geq \sup_{A \in \mathcal{A}_t} \langle A, \Theta^* \rangle$$

holds. Thus, C_t should *compensate* for the under-estimation of $\langle A_t^*, \Theta^* \rangle$ caused by E_t . While this inequality is only a *sufficient* condition to obtain Eq. (3.1), we demonstrate how it can be used to deceive LinTS.

An adversary that knows $\hat{\Theta}_t$ and Θ^* (thereby, E_t) can exploit LinTS by showing an action set of the form $\{0, A\}$ such that

$$\frac{1}{2} \langle A, E_t \rangle \approx -\langle A, \hat{\Theta}_t \rangle \approx \langle A, \Theta^* \rangle > 0 = \langle 0, \Theta^* \rangle.$$

Therefore, A would be the optimal action (i.e., $A = A^*$). In this case, LinTS would choose A if and only if $\langle A, \tilde{\Theta}_t \rangle > 0$ which would then be approximately equivalent to $\langle A, C_t \rangle \geq \frac{1}{2} \langle A, E_t \rangle$. Notice that in the Bayesian setting, when the prior distribution on Θ^* and the noise distribution are both Gaussian, the posterior distribution of E_t follows a Gaussian distribution as well and it has the same distribution as C_t . Therefore, A can be chosen so that $\langle A, E_t \rangle \approx \|A\|_2 \|E_t\|_2$, whereas, $\langle A, C_t \rangle \approx \frac{1}{\sqrt{d}} \|A\|_2 \|C_t\|_2$ with high probability. This shows that LinTS will select $\tilde{A}_t = 0$ with high probability while it is not the optimal arm. Moreover, $\tilde{A}_t = 0$ reveals no more information about the true parameters and hence, the adversary can show the same action set in the next rounds and LinTS will fail to detect the optimal arm for an exponentially long period of time.

Sketch of the counter-examples. In Section 3.2 and Section 3.3, we will provide two examples that rigorously leverage the above intuition. The first example uses changing action sets and the latter one uses fixed action sets. But, to help prepare the reader for what is coming, we provide a sketch of the first example below.

Assume that $\Theta^* \sim \mathcal{N}(0, \mathbb{I}_d)$ and the adversary sets $\mathcal{A}_t = \{e_t\}$ for $t \in [d]$, where e_1, \dots, e_d is the standard basis for \mathbb{R}^d . Also, let the noises be standard normal random variables. Then, it is straightforward to check that $\hat{\Theta}_{d+1} \sim \mathcal{N}(0, \frac{1}{2} \mathbb{I}_d)$ (unconditionally) and $\Theta^* | \hat{\Theta}_{d+1} \sim \mathcal{N}(\hat{\Theta}_{d+1}, \frac{1}{2} \mathbb{I}_d)$. This implies that $E_{d+1} \sim \mathcal{N}(0, \frac{1}{2} \mathbb{I}_d)$ and is independent of $\hat{\Theta}_{d+1}$. Now define $A := (-\hat{\Theta}_{d+1} + 2E_{d+1})/\sqrt{d}$ and note that

$$\langle \hat{\Theta}_{d+1}, E_{d+1} \rangle = \mathcal{O}(1) \quad \text{w.h.p.}$$

From this, we infer that with high probability

$$\langle A, \hat{\Theta}_{d+1} \rangle \approx -\|\hat{\Theta}_{d+1}\|_2^2/\sqrt{d} \approx -\sqrt{d},$$

and

$$\begin{aligned} \langle A, \Theta^* \rangle &= \langle A, \Theta^* - \hat{\Theta}_{d+1} \rangle + \langle A, \hat{\Theta}_{d+1} \rangle \\ &= \langle A, E_{d+1} \rangle + \langle A, \hat{\Theta}_{d+1} \rangle \\ &\approx \sqrt{d}. \end{aligned}$$

Finally, note that $\langle A, C_t \rangle = \mathcal{O}(1)$ and thus $\langle A, \tilde{\Theta}_t \rangle \approx -\sqrt{d} < 0$ with high probability.

3.2 Example 1: Noise reduction and changing action sets

The main ingredient in the above example was aligning A with the error vector E_t . In this subsection we show that a mismatch between the distributions that LinTS uses to compute the posterior distribution and the actual distributions causes marginal bias in E_t which in turn results in LinTS's failure when the action set is chosen appropriately. We emphasize that in this case the action sets can be constructed ahead of time and with no knowledge of the algorithm decisions. Additionally, we show that this phenomenon can happen by *reducing* the variance of noises (i.e., improving the quality of the data) or the prior distribution. Our strategy for proving these results involves the following two steps:

1. We first construct small problem instances for which $\tilde{\Theta}_t$ is *marginally biased*.
2. We then show that by combining independent copies of these biased instances, LinTS can get linear Bayes regret.

Remark 3.1. We study LinTS as shown in Algorithm 1 with $\iota = 1$ and $\lambda = 1$. This means we study LinTS that does not inflate posterior variance and assumes the noise variance and prior variance are both equal to 1. In the example that will be constructed below, the true noise variance and prior variance will be τ^2 and σ^2 respectively. Then, the main result of the section will show that, when $\tau \neq \sigma$, LinTS achieves linear regret for an exponentially large number of rounds. But note that, $\tau \neq \sigma$ means at least one of τ or σ is not equal to 1 which means at least one of noise or prior variance does not match the one that LinTS assumes.

Bias-introducing action sets. In this section, we construct an example in which $\tilde{\Theta}_t$ is marginally biased provided that either the prior distribution or the noise distribution mismatches the one that LinTS uses. Fix $\sigma^2, \tau^2 \geq 0$ and let $\Theta^* \sim \mathcal{N}(0, \sigma^2 \mathbb{I}_2)$ be the vector of unobserved parameters. At time $t \in \{1, 2, 3\}$, we reveal the following action sets to the policy:

$$\mathcal{A}_t := \begin{cases} \{e_1\} & \text{if } t = 1, \\ \{e_2\} & \text{if } t = 2, \\ \{e_1, e_2\} & \text{if } t = 3. \end{cases}$$

For $t \leq 2$, LinTS has only one choice e_t and thus $\tilde{A}_t = e_t$. Assume that $Y_t = \Theta_t^* + \varepsilon_t$ is revealed to the algorithm where $\varepsilon_t \sim \mathcal{N}(0, \tau^2)$. At time $t = 3$ for the first time, LinTS has two choices. Let i be such that $\tilde{A}_3 = e_i$. Then, $Y_3 = \Theta_i^* + \varepsilon_3$ is given to the algorithm where $\varepsilon_3 \sim \mathcal{N}(0, \tau^2)$. The following lemma asserts that $\hat{\Theta}_4$ is marginally biased, when $\tau \neq \sigma$.

Lemma 3.1. *Let $V = e_1 + e_2$. For any $\sigma, \tau \geq 0$, we have*

$$\langle V, \mathbb{E}[\hat{\Theta}_4] \rangle = \frac{(\sigma^2 - \tau^2) \beta}{6\sqrt{\sigma^2 + \tau^2 + 2}}, \quad (3.5)$$

where $\beta := \mathbb{E}[\max\{A, B\}] > 0$ with A and B being two independent standard normal random variables. Furthermore, $\hat{\Theta}_4$ satisfies

$$\mathbb{E}\left[\exp\left(s\langle V, \hat{\Theta}_4 - \mathbb{E}[\hat{\Theta}_4] \rangle\right)\right] \leq \exp\left(\frac{s^2(4\sigma + 4\tau + 2)^2}{2}\right), \quad (3.6)$$

for all $s \in \mathbb{R}$.

Stacking biased blocks. We prove that, by combining independent copies of the above example, LinTS can choose an incorrect action for at least $\exp(\Omega(d))$ rounds. Let d be a positive integer and define $\Theta^* \sim \mathcal{P}_{\Theta^*} = \mathcal{N}(0, \sigma^2 \mathbb{I}_{2d})$. In the first $3d$ rounds, follow the action sets in the previous section for each pairs $(\Theta_{2i-1}^*, \Theta_{2i}^*)$ for $i \in [d]$. Namely, define

$$\mathcal{A}_t := \begin{cases} \{e_t\} & \text{if } t \leq 2d, \\ \{e_{2(t-2d)-1}, e_{2(t-2d)}\} & \text{if } 2d+1 \leq t \leq 3d, \\ \{0, A\} & \text{otherwise,} \end{cases} \quad (3.7)$$

where $A := (\text{sgn}(\tau^2 - \sigma^2)/\sqrt{d}) \cdot \sum_{i=1}^{2d} e_i$. Note that, due to the term $\text{sgn}(\tau^2 - \sigma^2)$, A is in the opposite direction of the marginal bias of $\hat{\Theta}_{3d+1}$. Therefore, LinTS will be less likely to select A , and this will be an incorrect decision. Formally, the following key lemma states that with constant probability A is the optimal action while LinTS *perceives* it as suboptimal, with enormous gap.

Lemma 3.2. *Letting $p_0 := \frac{1}{2}(1 - \Phi(1)) > 0$, we have*

$$\mathbb{P}\left(\langle \Theta^*, A \rangle \geq \sqrt{2}\sigma \text{ and } \langle \hat{\Theta}_{3d+1}, A \rangle \leq -\frac{C_1\sqrt{d}}{2}\right) \geq p_0.$$

We denote the event in the above Lemma by \mathcal{B} . Conditional on this event, for all $t > 3d$, the optimal arm is A and the regret incurred by choosing 0 is at least $\sqrt{2}\sigma$. Moreover, let q be the probability of choosing A at $t = 3d+1$. As we will see, when $\tau \neq \sigma$, this probability is exponentially small as a function of d and whenever A is not chosen, the probability of selecting A in the next round remains unchanged. This observation holds true up to the first time that A is picked which can, in turn, take an exponentially long time. By making this argument rigorous we can state the following proposition:

Proposition 3.1. *For fixed $\sigma \neq \tau \geq 0$, we have*

$$\text{Regret}(T, \pi^{\text{LinTS}}) \geq \Omega(T),$$

for $T \leq \exp(\Omega(d))$.

Recalling Remark 3.1, the above example and Proposition 3.1 show that mismatch of the true noise or prior distribution with the ones LinTS assumes lead to linear regret for an exponentially large number of rounds. A special (and rather surprising) case of this scenario is when $\tau = 0$, which shows a setting where LinTS fails, even though the data is higher quality than what LinTS assumes.

3.3 Example 2: Mean shift and fixed action sets

In this subsection, we construct an example in which LinTS incurs linear Bayes regret while the action set is fixed over time. Similar to the previous example, we assume LinTS does not inflate posterior variance and assumes the noise and prior distribution are both standard normal. Let $\mu, \sigma, \tau > 0$ be fixed and for $d \in \mathbb{N}$, set the prior distribution to be $\mathcal{P}_{\Theta^*} := \mathcal{N}(\mu \mathbf{1}_{3d}, \sigma^2 \mathbb{I}_{3d})$. We now reveal the action set $\mathcal{A}_t := \{0, A', A\}$ to LinTS for all $t \in [T]$ where

$$\begin{aligned} A' &:= -\frac{1}{\sqrt{d}} \sum_{i=1}^d e_i, \\ A &:= \frac{1}{\sqrt{d}} \sum_{i=d+1}^{3d} e_i - \frac{1}{\sqrt{d}} \sum_{i=1}^d e_i. \end{aligned} \tag{3.8}$$

The next proposition highlights the key observations about why LinTS fails in this simple setting:

Proposition 3.2. *For fixed $\mu, \sigma > 0$ and for sufficiently large d , we have*

1. $\langle \Theta^*, A' \rangle \leq -\frac{1}{2}\mu\sqrt{d} \leq \frac{1}{2}\mu\sqrt{d} \leq \langle \Theta^*, A \rangle$ with probability at least $\frac{7}{8}$,
2. $\tilde{A}_1 = A'$ with probability $\frac{1}{4}$,
3. Conditional on $\tilde{A}_1 = A'$, $\langle \hat{\Theta}_2, A \rangle \vee \langle \hat{\Theta}_2, A' \rangle \leq -\frac{1}{8}\mu\sqrt{d}$, with probability at least $\frac{15}{16}$,
4. Conditional on $\tilde{A}_1 = A'$, $\tilde{A}_2 \neq 0$ with probability at most $\exp(-\Omega(d))$,
5. For all $T \leq \exp(\Omega(d))$, $\text{Regret}(T, \pi^{\text{LinTS}}) \geq \Omega(T\sqrt{d})$.

Remark 3.2. One can slightly modify the proof to obtain similar result for

$$\mathcal{P}_{\Theta^*} := \mathcal{N}(0, \sigma^2 \mathbb{I}_{3d} + \rho \mathbf{1}_{3d} \mathbf{1}_{3d}^\top).$$

It is easy to see that for any arbitrary constant ρ , the same rate as in Eq. (B.7) is achievable. Also, for $\rho = d^{-\alpha}$ where $\alpha < 1$, one can still get non-trivial results.

4 Improving LinTS

The aim of this section is to introduce a novel approach to improve the inflation parameter in LinTS under additional assumptions. Before stating our results, we discuss the insights that lead to these assumptions.

4.1 Insights into LinTS’s optimism mechanism

This subsection is dedicated to the intuitions about the optimism mechanism of LinTS. It has similarities with the discussion in Section 3.1, however here our focus is on studying mechanisms underwhich LinTS succeeds rather than making it fail. For simplicity we drop the subindices t . We also note that at any time the posterior mean, $\hat{\Theta}$, is actually the ridge estimator for the parameter Θ^* , given the actions and their observed rewards in prior rounds. Also, let \mathcal{C} be the confidence set around $\hat{\Theta}$ that is constructed in design of the OFUL algorithm (see Abbasi-Yadkori et al. (2011) for details) which contains $\hat{\Theta}$ and Θ^* with high probability.

Next, we follow the same idea as in Section 3.1 and reveal an action set of the form $\{A^*, 0\}$ to the policy where A^* is the optimal arm, i.e., $\langle \Theta^*, A^* \rangle > 0$. LinTS chooses A^* only if $\langle \hat{\Theta}, A^* \rangle > 0$ and by decomposing the left-hand side of this inequality as we did in Eq. (3.4), a sufficient condition for $\langle \hat{\Theta}, A^* \rangle > 0$ to hold is

$$\langle \tilde{\Theta} - \hat{\Theta}, A^* \rangle \geq \langle \Theta^* - \hat{\Theta}, A^* \rangle, \quad (4.1)$$

or equivalently $\langle C, A^* \rangle \geq \langle E, A^* \rangle$ where the compensation vector C and error vector E are defined in Section 3.1. These vectors are also illustrated in Figure 1. OFUL explicitly seeks $\tilde{\Theta} \in \mathcal{C}$ that maximizes

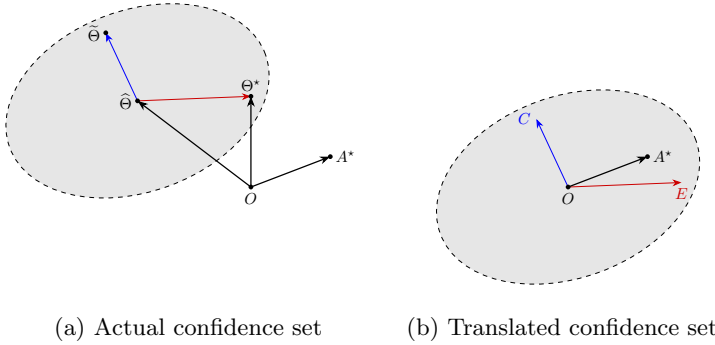


Figure 1: An illustration of a typical setting for A^* , Θ^* , $\hat{\Theta}$, and $\tilde{\Theta}$.

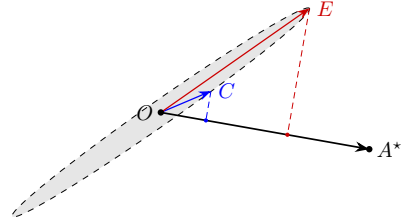


Figure 2: A thin confidence set.

the left-hand side of Eq. (4.1), and as $\Theta^* \in \mathcal{C}$ with high probability, the desired “compensation inequality” holds and A^* is selected with high probability. LinTS, on the other hand, follows a stochastic approach and resorts to a randomly sampled point in \mathcal{C} to solve Eq. (4.1). Since $\hat{\Theta}$ is the ridge estimator for the collected data thus far, in a fixed design setting (which is not true in our bandit problem) the error vector E will be pointing to a random direction. Therefore, provided that A^* is independent of E , we have

$$|\langle E, A^* \rangle| \approx \mathcal{O}\left(\frac{1}{\sqrt{d}} \|E\|_2 \cdot \|A^*\|_2\right). \quad (4.2)$$

The same expression also holds for $|\langle C, A^* \rangle|$; therefore, the compensation inequality holds with constant probability. To summarize our observation, the inequality Eq. (4.2) holds true if the following two conditions are met

1. The error vector E is distributed in a random direction.
2. The optimal action A^* is independent of E .

The crucial point in the analysis of LinTS in the Bayesian setting is that whenever LinTS has access to the true prior and noise distribution, the first condition above holds. In Section 3, nonetheless, we have shown that this condition is violated if LinTS uses an incorrect prior or noise distribution in computing the posterior. Agrawal and Goyal (2013b); Abeille et al. (2017) take a conservative approach and propose to inflate the posterior distribution by a factor of $\tilde{\mathcal{O}}(\sqrt{d})$ that inflates C by the same factor to ensure $\langle C, A^* \rangle \geq \langle E, A^* \rangle$,

with constant probability. We now present an alternative approach that leverages the randomness of the optimal action to reduce the need for exploration. The following assumption requires the *optimal arm* (rather than the error vector) to be distributed in a random direction.

Assumption 4.1. Assume that for any $V \in \mathbb{R}^d$ with $\|V\|_2 = 1$, we have

$$\mathbb{P}\left(\langle A_t^*, V \rangle > \frac{\nu}{\sqrt{d}} \|A_t^*\|_2\right) \leq \frac{1}{t^3},$$

for some fixed $\nu \in [1, \sqrt{d}]$.

Unfortunately, this condition alone does not suffice to reduce the inflation rate of the posterior distribution. To see this, consider a case in which the largest eigenvalue of Σ is much larger than the other ones; thereby, $\|\Sigma\|_{\text{op}} \approx \|\Sigma\|_*$. Figure 2 illustrates this situation. In this case, we have

$$\begin{aligned} |\langle E, A^* \rangle| &\approx \frac{\|E\|_2 \cdot \|A^*\|_2}{\sqrt{d}} \\ &\leq \frac{\sqrt{d} \|\Sigma\|_{\text{op}} \cdot \|A^*\|_2}{\sqrt{d}} = \sqrt{\|\Sigma\|_{\text{op}}} \cdot \|A^*\|_2. \end{aligned}$$

However, it follows from the definition of LinTS that $\langle \tilde{\Theta} - \hat{\Theta}, A^* \rangle \sim \mathcal{N}(0, \iota^2 \|A^*\|_{\Sigma}^2)$. Assuming that $\mathbb{E}[A^* A^{*\top}] \approx \mathbb{I}_d$, we realize that $\mathbb{E}[\|A^*\|_{\Sigma}^2] \approx \|\Sigma\|_*$. This suggests $\|A^*\|_{\Sigma}$ is proportional to

$$\sqrt{\|\Sigma\|_*/d} \cdot \|A^*\|_2.$$

Now, we can see that Assumption 4.1 is not sufficient for ensuring Eq. (4.1) as we have

$$\begin{aligned} |\langle E, A^* \rangle| &\approx \sqrt{\|\Sigma\|_{\text{op}}} \cdot \|A^*\|_2 \\ &\gg \sqrt{\frac{\|\Sigma\|_*}{d}} \cdot \|A^*\|_2 \approx |\langle C, A^* \rangle|. \end{aligned}$$

This observation implies the necessity of the inflation rate of $\tilde{\mathcal{O}}(\sqrt{d})$ when the eigenvalues of Σ differ in magnitude significantly. To make this notion precise, define the *thinness coefficient* of Σ to be

$$\psi(\Sigma) := \sqrt{\frac{d \cdot \|\Sigma\|_{\text{op}}}{\|\Sigma\|_*}}.$$

We also make the following assumption.

Assumption 4.2. For $\Psi, \omega > 0$, we have

$$\mathbb{P}\left(\|A^*\|_{\Sigma} < \omega \sqrt{\frac{\|\Sigma\|_*}{d}} \cdot \|A^*\|_2\right) \leq \frac{1}{t^3}$$

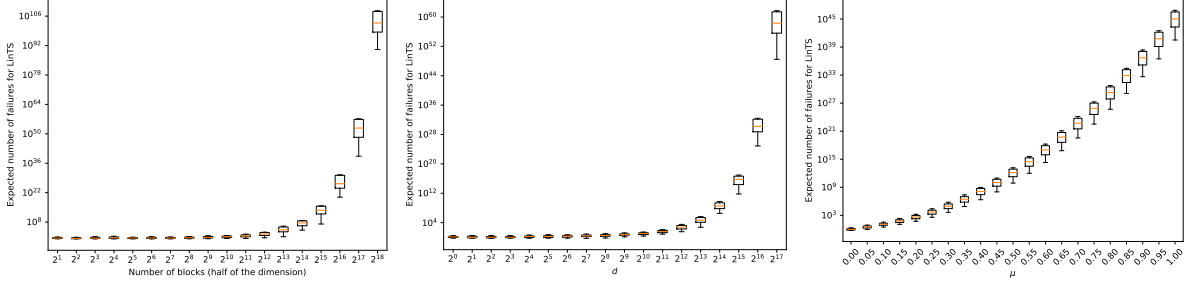
for any positive definite Σ with $\psi(\Sigma) \leq \Psi$.

With this assumption, we are now ready to state our formal results.

4.2 Formal results

At time $t \in [T]$, we say that problem is *well-posed* if $\psi(\Sigma_t) \leq \Psi$, and the following inequalities are satisfied:

$$\begin{aligned} \|A^*\|_{\Sigma_t} &\geq \omega \sqrt{\frac{\|\Sigma\|_*}{d}} \cdot \|A^*\|_2, \\ |\langle A_t^*, \hat{\Theta}_t - \Theta^* \rangle| &\leq \frac{\nu}{\sqrt{d}} \|A_t^*\|_2 \cdot \|\hat{\Theta}_t - \Theta^*\|_2. \end{aligned} \tag{4.3}$$



(a) Example 1. (b) Example 2: $\mu = 0.1$, varying d . (c) Example 2: $d = 2000$, varying μ .

Figure 3: Boxplots of $1/p_i$'s in Examples 1 and 2.

We denote the indicator function for this event by \mathbb{W}_t . The next lemma, loosely speaking, asserts that LinTS is *optimistic* with constant probability.

Lemma 4.1 (Optimism of LinTS). *Set $\rho := \sigma \sqrt{d \log(1 + \frac{T \mathbf{a}^2}{\lambda})} + \frac{1}{\sqrt{\lambda}} \boldsymbol{\theta}$ and $\iota := \frac{\nu \Psi}{\omega} \cdot \frac{\rho}{\sqrt{d}}$. Whenever $\mathbb{W}_t = 1$, we have*

$$\mathbb{P}(\langle \tilde{\Theta}_t, A_t^* \rangle \geq \langle \Theta^*, A_t^* \rangle \mid \mathcal{F}_t) \geq \Phi(-1). \quad (4.4)$$

Note that Eq. (4.4) has a similar format as sufficient condition Eq. (3.1) in Theorem 3.1. Therefore, we can obtain a similar bound for the regret that is stated below.

Theorem 4.1. *Under Assumptions 4.1 and 4.2, provided that $\psi(\boldsymbol{\Sigma}_t) > \Psi$ with probability at most $\frac{1}{t^3}$, we have $\text{Regret}(T, \pi^{\text{LinTS}}) \leq \mathcal{O}(\sqrt{d \rho^2 \iota^2 T \log(T)})$.*

The main caveat of this result is the assumption that $\psi(\boldsymbol{\Sigma}_t) \leq \Psi$ holds with high probability as it is not a mere property of the action sets; indeed, it also depends on the policy through the actions that it chooses. We fix this problem by setting the inflation rate $\iota := \rho$ whenever $\psi(\boldsymbol{\Sigma}_t) > \Psi$. We then have the following result.

Corollary 4.1. *If $\sum_{t=1}^T \mathbb{P}(\psi(\boldsymbol{\Sigma}_t) > \Psi) \leq c_1$, we have*

$$\text{Regret}(T, \pi^{\text{LinTS}}) \leq \mathcal{O}(\sqrt{d \rho^2 \iota^2 T \log(T)} + c_1).$$

We will see in Section 5 that, the condition $\sum_{t=1}^T \mathbb{P}(\psi(\boldsymbol{\Sigma}_t) > \Psi) \leq c_1$ is reasonable and is satisfied in examples from (Russo and Van Roy, 2014).

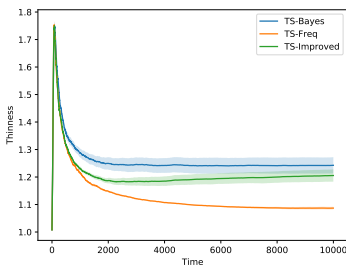


Figure 4: Thinness values over time

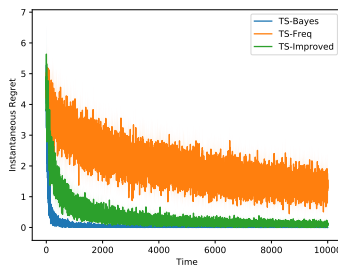


Figure 5: Instantaneous regret

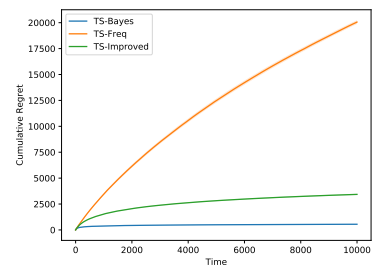


Figure 6: Cumulative regret

5 Simulations

5.1 Average failure time of LinTS

We validate the examples in Section 3 through the following simulations:

Noise reduction example. In this simulation, for each $d \in \{2, 2^2, 2^3, \dots, 2^{18}\}$, we generate $\Theta^* \sim \mathcal{N}(0, \mathbb{I}_{2d})$ and run LinTS for $3d$ rounds using the action sets in Eq. (3.7). The reward for choosing an action $\tilde{A}_t \in \mathcal{A}_t$ is simply given by $Y_t = \langle \Theta^*, \tilde{A}_t \rangle$. Therefore, no noise is added to the reward. We then compute the probability p that $\langle \hat{\Theta}_{3d+1}, \mathbf{1}_{2d} \rangle > 0$. Note that we can calculate this probability given that $\hat{\Theta}_{3d+1}$ is Gaussian. Also, recall from Section 3.2 that this is the probability that LinTS fails (incorrectly chooses arm 0). We repeat this procedure for 50 times to get $(p_i)_1^{50}$ and draw a boxplot for the values $(1/p_i)_1^{50}$ which represent the expected number of failures of LinTS, as each d in Figure 3a. It is evident that, as predicted in Section 3.2, LinTS fails for at least $\exp(\Omega(d))$ rounds.

Fixed action set example. For given d and μ , we sample $\Theta^* \sim \mathcal{N}(\mu \mathbf{1}_{3d}, \mathbb{I}_{3d})$. Then, we reveal the action set $\mathcal{A}_t = \{0, A, A'\}$ as defined in Eq. (3.8). Then, conditional on $\tilde{A}_t = A'$, we compute the probability p that the next arm is either A or A' . We repeat this process 50 times to get $(p_i)_1^{50}$ and as before we draw a boxplot for each value of the varying variable. Figure 3b shows the boxplots of $1/p_i$ for $\mu = 0.1$ when d varies between 1 to 2^{18} , and Figure 3c, on the other hand, illustrates $1/p_i$ for $d = 2000$ and μ varying between 0 and 1.

5.2 Thinness over time and Improved LinTS

Here we investigate how thinness varies over time. We take a setting similar to the one described in the simulations section of (Russo and Van Roy, 2014). For $d = 50$, we generate $\Theta^* \sim \mathcal{N}(0, 10\mathbb{I}_d)$. At each time t , we generate $k = 100$ independent vectors sampled from $\text{Unif}([-1/\sqrt{d}, 1/\sqrt{d}]^d)$ and these vectors form the action set. We then compare the following policies:

1. TS-Bayes: LinTS with no inflation ($\iota = 1$).
2. TS-Freq: LinTS with $\iota = \rho_t$. This is the version considered by Agrawal and Goyal (2013b); Abeille et al. (2017).
3. TS-Improved: LinTS with $\iota = 5$ whenever $\psi \leq 2.0$ and $\iota = \rho_t$ otherwise where

$$\rho_t := \sqrt{2 \log \left(\frac{\det(\Sigma_t)^{-\frac{1}{2}} \det(0.1\mathbb{I}_d)^{-\frac{1}{2}}}{0.0001} \right)} + \sqrt{d}.$$

Each policy chooses \tilde{A}_t^i for $i = 1, 2, 3, 4$ and receives feedback $Y_t^i = \langle \Theta^*, \tilde{A}_t^i \rangle + \varepsilon_t^i$ where ε_t^i are i.i.d. standard Gaussian random variables. Next, we compute the thinness parameter for $\Sigma_t = \mathbb{I}/10 + \sum_{j=1}^t \tilde{A}_j^i \tilde{A}_j^{i\top}$. We repeat this procedure 20 times. Figure 4 displays the thinness of these policies in our experiments. This in particular shows that the thinness stays close to 1 for larger values of t . In other words, the condition $\sum_{t=1}^T \mathbb{P}(\psi(\Sigma_t) > \Psi) \leq c_1$ of Corollary 4.1 is satisfied for $\Psi < 2$. Figures 5 and 6 also show the instantaneous and the cumulative regrets of these policies. Notice that, while TS-Improved may inflate the posterior variance by ρ_t , its performance is in fact much closer to TS-Bayes than TS-Freq.

A Theoretical bounds for ν and ω : a concrete example

Lemma A.1. *Let A be chosen according to $\text{Unif}([-1/\sqrt{d}, 1/\sqrt{d}]^d)$. Then, for any $V \in \mathbb{R}^d$, we have that*

$$\mathbb{P}\left(\langle A, V \rangle > \sqrt{2 \log(1/p)}\right) \leq p.$$

Proof. Note that for all $s > 0$ we have that

$$\begin{aligned} \mathbb{E}[\exp(s\langle A, V \rangle)] &= \prod_{i=1}^d \mathbb{E}[\exp(sA_i V_i)] \\ &\leq \prod_{i=1}^d \exp\left(\frac{s^2 V_i^2}{2}\right) \\ &= \exp\left(\frac{s^2 \sum_{i=1}^d V_i^2}{2}\right) \\ &= \exp\left(\frac{s^2}{2}\right). \end{aligned}$$

It thus follows from the Chernoff bound that

$$\mathbb{P}\left(\langle A, V \rangle > \sqrt{2 \log(1/p)}\right) \leq p,$$

which is the desired result. \square

Lemma A.2. *Let A be sampled from $\text{Unif}([-1/\sqrt{d}, 1/\sqrt{d}]^d)$. Then, for any positive definite Σ with $\psi(\Sigma) \leq \Psi$, we have that*

$$\mathbb{P}\left(\|A\|_{\Sigma_t}^2 \leq \frac{1}{6d} \|\Sigma_t\|_*\right) \leq \exp\left(-c \frac{\|\Sigma_t\|_*}{\|\Sigma_t\|_{\text{op}}}\right)$$

where c is an absolute constant.

Proof. First of all, it follows from the definition of A that

$$\mathbb{E}[\|A\|_{\Sigma_t}^2] = \frac{1}{3d} \text{Tr}(\Sigma_t) = \frac{1}{3d} \|\Sigma_t\|_*.$$

It then follows from the Hanson-Wright inequality (*e.g.*, Theorem 6.2.1 in [Vershynin \(2018\)](#)) that

$$\mathbb{P}\left(\|A\|_{\Sigma_t}^2 \leq \frac{1}{6d} \|\Sigma_t\|_*\right) \leq \exp\left(-c \min\left\{\frac{\|\Sigma_t\|_*^2}{\|\Sigma_t\|_{\text{F}}^2}, \frac{\|\Sigma_t\|_*}{\|\Sigma_t\|_{\text{op}}}\right\}\right)$$

for some constant $c > 0$. Noting that

$$\|\Sigma_t\|_{\text{op}} \|\Sigma_t\|_* \geq \|\Sigma_t\|_{\text{F}}^2,$$

we can simplify the above tail bound to get

$$\mathbb{P}\left(\|A\|_{\Sigma_t}^2 \leq \frac{1}{6d} \|\Sigma_t\|_*\right) \leq \exp\left(-c \frac{\|\Sigma_t\|_*}{\|\Sigma_t\|_{\text{op}}}\right).$$

\square

B Proofs of Section 3

Proof of Lemma 3.1. It follows from the definition of $\hat{\Theta}_3$ that

$$\hat{\Theta}_3 = \frac{1}{2} \begin{bmatrix} r_1 \\ r_2 \end{bmatrix} = \frac{1}{2} \begin{bmatrix} \Theta_1^* + \varepsilon_1 \\ \Theta_2^* + \varepsilon_2 \end{bmatrix}.$$

Next, at $t = 3$, the i -th entry is updated according to

$$\begin{aligned} \hat{\Theta}_{4,i} &= \frac{r_i + r_3}{3} \\ &= \frac{2\Theta_i^* + \varepsilon_i + \varepsilon_3}{3} \\ &= \frac{\Theta_i^* + \varepsilon_i}{2} + \frac{\Theta_i^* - \varepsilon_i}{6} + \frac{\varepsilon_3}{3} \\ &= \hat{\Theta}_{3,i} + \frac{\Theta_i^* - \varepsilon_i}{6} + \frac{\varepsilon_3}{3}. \end{aligned}$$

Moreover, the other entry remains unchanged, in other words

$$\hat{\Theta}_{4,3-i} = \hat{\Theta}_{3,3-i}.$$

Therefore, setting $V = e_1 + e_2$, we have

$$\begin{aligned} \langle \hat{\Theta}_4, V \rangle &= \langle \hat{\Theta}_4, V \rangle \\ &= \hat{\Theta}_{4,1} + \hat{\Theta}_{4,2} \\ &= \hat{\Theta}_{3,1} + \hat{\Theta}_{3,2} + \frac{\Theta_i^* - \varepsilon_i}{6} + \frac{\varepsilon_3}{3}. \end{aligned} \tag{B.1}$$

and in particular

$$\langle \mathbb{E}[\hat{\Theta}_4], V \rangle = \mathbb{E} \left[\frac{\Theta_i^* - \varepsilon_i}{6} \right]. \tag{B.2}$$

We can now compute this expression in terms of the *selection bias coefficient* given by

$$\beta := \mathbb{E}[\max\{A, B\}] > 0,$$

where A and B are two independent standard normal random variables. Our main tool in this calculation is Theorem D.1 in Appendix D. Recall that

$$i = \arg \max_{j \in [1,2]} \tilde{\Theta}_{3,j}.$$

By definition, $\tilde{\Theta}_3 \sim \mathcal{N}(0) \left(\frac{\sigma^2 + \tau^2 + 2}{4} \right) \mathbb{I}_2$. Therefore, we have

$$\mathbb{E}[\tilde{\Theta}_{3,i}] = \sqrt{\frac{\sigma^2 + \tau^2 + 2}{4}} \cdot \beta.$$

On the other hand, it follows from the symmetry that

$$\begin{aligned} \mathbb{E}[\tilde{\Theta}_{3,i}] &= 2\mathbb{E}[\tilde{\Theta}_{3,1} \cdot \mathbb{I}(i = 1)] \\ &= 2\mathbb{E}[\tilde{\Theta}_{3,1} \cdot \mathbb{I}(\tilde{\Theta}_{3,1} \geq \tilde{\Theta}_{3,2})]. \end{aligned}$$

Using Theorem D.1 for the sequence

$$A_1 := \frac{\Theta_1^*}{2}, \quad A_2 := \frac{\varepsilon_1}{2}, \quad \text{and} \quad A_3 := \tilde{\Theta}_3 - \hat{\Theta}_3 \sim \mathcal{N}(0) \frac{1}{2},$$

we infer that

$$\begin{aligned}\mathbb{E}\left[\frac{\Theta_1^*}{2} \cdot \mathbb{I}(\tilde{\Theta}_{3,1} \geq \tilde{\Theta}_{3,2})\right] &= \frac{\sigma^2}{\sigma^2 + \tau^2 + 2} \cdot \frac{\sqrt{\sigma^2 + \tau^2 + 2}}{4} \cdot \beta \\ &= \frac{\sigma^2 \beta}{4\sqrt{\sigma^2 + \tau^2 + 2}}.\end{aligned}$$

Consequently, we can write

$$\begin{aligned}\mathbb{E}[\Theta_i^*] &= 2 \mathbb{E}\left[\Theta_1^* \cdot \mathbb{I}(\tilde{\Theta}_{3,1} \geq \tilde{\Theta}_{3,2})\right] \\ &= 4 \mathbb{E}\left[\frac{\Theta_1^*}{2} \cdot \mathbb{I}(\tilde{\Theta}_{3,1} \geq \tilde{\Theta}_{3,2})\right] \\ &= \frac{\sigma^2 \beta}{\sqrt{\sigma^2 + \tau^2 + 2}}.\end{aligned}\tag{B.3}$$

Similarly, we can conclude that

$$\mathbb{E}[\varepsilon_i] = \frac{\tau^2 \beta}{\sqrt{\sigma^2 + \tau^2 + 2}}.\tag{B.4}$$

Combining Eq. (B.2) with Eq. (B.3) and Eq. (B.4), we obtain

$$\langle \mathbb{E}[\hat{\Theta}_4], V \rangle = \frac{(\sigma^2 - \tau^2) \beta}{6\sqrt{\sigma^2 + \tau^2 + 2}}.$$

This equality implies that $\hat{\Theta}_4$ is marginally biased whenever $\sigma^2 \neq \tau^2$. Finally, Eq. (B.1) gives

$$\begin{aligned}\|\langle \hat{\Theta}_4, V \rangle\|_{\psi_2} &= \|\hat{\Theta}_{3,1} + \hat{\Theta}_{3,2} + \frac{\Theta_i^* - \varepsilon_i}{6} + \frac{\varepsilon_3}{3}\|_{\psi_2} \\ &\leq \|\hat{\Theta}_{3,1}\|_{\psi_2} + \|\hat{\Theta}_{3,2}\|_{\psi_2} + \frac{1}{6}\|\Theta_i^*\|_{\psi_2} + \frac{1}{6}\|\varepsilon_i\|_{\psi_2} + \frac{1}{3}\|\varepsilon_3\|_{\psi_2} \\ &\leq \sqrt{\sigma^2 + \tau^2} + \frac{1}{6}\|\Theta_i^*\|_{\psi_2} + \frac{1}{6}\|\varepsilon_i\|_{\psi_2} + \frac{1}{3}.\end{aligned}$$

Noting that

$$\|\Theta_i^*\|_{\psi_2} = \|\Theta_i^*\|_{\psi_2} \leq \|\Theta_1^* + \Theta_2^*\|_{\psi_2} \leq 2\|\Theta_1^*\|_{\psi_2} = 2\sigma$$

and similarly for ε_i , we get that

$$\begin{aligned}\|\langle \hat{\Theta}_4, V \rangle\|_{\psi_2} &\leq \sqrt{\sigma^2 + \tau^2} + \frac{1}{3}(\sigma + \tau) + \frac{1}{3} \\ &\leq 2(\sigma + \tau) + 1.\end{aligned}$$

Therefore, we have

$$\begin{aligned}\|\langle \hat{\Theta}_4, V \rangle - \mathbb{E}[\langle \hat{\Theta}_4, V \rangle]\|_{\psi_2} &\leq \|\langle \hat{\Theta}_4, V \rangle\|_{\psi_2} + \|\mathbb{E}[\langle \hat{\Theta}_4, V \rangle]\|_{\psi_2} \\ &\leq 4(\sigma + \tau) + 2.\end{aligned}$$

This implies that the m.g.f. of $\hat{\Theta}_4 - \mathbb{E}[\hat{\Theta}_4]$ satisfies

$$\mathbb{E}\left[\exp\left(s\langle V, \hat{\Theta}_4 - \mathbb{E}[\hat{\Theta}_4] \rangle\right)\right] \leq \exp\left(\frac{s^2(4\sigma + 4\tau + 2)^2}{2}\right), \quad \text{for all } s \in \mathbb{R}$$

Proof of Lemma 3.2. It follows from Eq. (3.5) that

$$\mathbb{E}\left[\langle \hat{\Theta}_{3d+1}, A \rangle\right] = -C_1\sqrt{d} \quad (\text{B.5})$$

where $C_1 := \frac{|\sigma^2 - \tau^2| \cdot \beta}{12\sqrt{\sigma^2 + \tau^2 + 2}}$. Assuming $\sigma^2 \neq \tau^2$, we observe $C_1 > 0$. Moreover, Eq. (3.6) implies that

$$\mathbb{E}\left[\exp\left(s\left(\langle \hat{\Theta}_{3d+1}, A \rangle + C_1\sqrt{d}\right)\right)\right] \leq \exp\left(\frac{s^2(4\sigma + 4\tau + 2)^2}{2}\right), \quad \text{for all } s \in \mathbb{R}.$$

which means

$$\left\|\langle \hat{\Theta}_{3d+1}, A \rangle + C_1\sqrt{d}\right\|_{\psi_2} \leq (4\sigma + 4\tau + 2).$$

Using this inequality in combination with Eq. (B.5), we assert the following concentration inequality

$$\begin{aligned} \mathbb{P}\left(\langle \hat{\Theta}_{3d+1}, A \rangle \leq -\frac{C_1\sqrt{d}}{2}\right) &= \mathbb{P}\left(\langle \hat{\Theta}_{3d+1}, A \rangle + C_1\sqrt{d} \leq \frac{C_1\sqrt{d}}{2}\right) \\ &\geq 1 - \exp(-C_2d), \end{aligned}$$

where $C_2 := \frac{C_1^2}{8}$.

Next, note that $\langle \Theta^*, A \rangle \sim \mathcal{N}(0)2\sigma^2$, and thus, we have

$$\mathbb{P}\left(\langle \Theta^*, A \rangle \geq \sqrt{2}\sigma\right) = 1 - \Phi(1).$$

For sufficiently large values of d , we have $\exp(-C_2d) \leq \frac{1}{2}(1 - \Phi(1))$, and hence

$$\mathbb{P}\left(\langle \Theta^*, A \rangle \geq \sqrt{2}\sigma \text{ and } \langle \hat{\Theta}_{3d+1}, A \rangle \leq -\frac{C_1\sqrt{d}}{2}\right) \geq p_0$$

Proof of Proposition 3.1. For $t > 3d$, let Z_t be given by

$$Z_t := \begin{cases} 1 & \text{if action } A \text{ is never selected up to time } t, \\ 0 & \text{otherwise.} \end{cases}$$

We now have the following lower bound for the regret of Algorithm 1:

$$\begin{aligned} \text{Regret}(T, \pi^{\text{LinTS}}, \mathcal{P}_{\Theta^*}) &\geq \mathbb{P}(\mathcal{B}) \cdot \mathbb{E}\left[\sqrt{2}\sigma \cdot \sum_{t=3d+1}^T Z_t \mid \mathcal{B}\right] \\ &\geq \sqrt{2}\sigma p_0 \cdot \sum_{t=3d+1}^T \mathbb{E}[Z_t \mid \mathcal{B}] \\ &= \sqrt{2}\sigma p_0 \cdot \sum_{t=3d+1}^T \mathbb{P}(Z_t \mid \mathcal{B}). \end{aligned}$$

Define $q := \mathbb{P}(Z_{3d+1} \mid \mathcal{B})$. We get that

$$\begin{aligned} \mathbb{P}(Z_t \mid \mathcal{B}) &= \mathbb{P}(Z_t \mid \mathcal{B}, Z_{t-1}) \cdot \mathbb{P}(Z_{t-1} \mid \mathcal{B}) \\ &= q \cdot \mathbb{P}(Z_{t-1} \mid \mathcal{B}) \\ &= q^{t-3d}. \end{aligned}$$

Furthermore, it follows from the definition of q that

$$\begin{aligned} q &\geq \mathbb{P}\left(\langle \tilde{\Theta}_{3d+1} - \hat{\Theta}_{3d+1}, A \rangle \leq \frac{C_1\sqrt{d}}{2}\right) \\ &\geq \mathbb{P}\left(\mathcal{N}(0, 1) \leq \frac{C_1\sqrt{d}}{2}\right) \\ &\geq 1 - \exp(-C_2d). \end{aligned}$$

By combining the above, we have that

$$\begin{aligned} \text{Regret}(T, \pi^{\text{LinTS}}, \mathcal{P}_{\Theta^*}) &\geq \sqrt{2}\sigma p_0 \sum_{t=3d+1}^T (1 - \exp(-C_2d))^{t-3d} \\ &= \sqrt{2}\sigma p_0 \sum_{t=1}^{T-3d} \max\{1 - t \exp(-C_2d), 0\}. \end{aligned}$$

This immediately follows that

$$\text{Regret}(T, \pi^{\text{LinTS}}, \mathcal{P}_{\Theta^*}) \geq \frac{\sqrt{2}\sigma p_0}{e} \left(\min\{T, \exp(C_2d - 1)\} - 3d \right),$$

which demonstrates that the regret of Thompson sampling grows linearly up to time $\exp(C_2d - 1)$. \square

Proof of Proposition 3.2. Notice that

$$\langle \Theta^*, A' \rangle \sim \mathcal{N}(-\mu\sqrt{d})\sigma^2 \quad \text{and} \quad \langle \Theta^*, A \rangle \sim \mathcal{N}(\mu\sqrt{d})3\sigma^2.$$

Therefore, $\langle \Theta^*, A \rangle \geq \frac{1}{2}\mu\sqrt{d}$ and $\langle \Theta^*, A' \rangle \leq -\frac{1}{2}\mu\sqrt{d}$ simultaneously with probability at least $1 - 2\exp\left(-\frac{\mu^2 d}{8\sigma^2}\right)$. This thus implies that A is the optimal arm with high probability. For sufficiently large d , this probability exceeds $\frac{7}{8}$.

On the other hand, at $t = 1$, LinTS (Algorithm 1) will choose A' with probability $\frac{1}{4}$. This holds true as A' is chosen if and only if

$$\langle \tilde{\Theta}_1, A' \rangle > 0 \quad \text{and} \quad \langle \tilde{\Theta}_1, A - A' \rangle < 0.$$

The claim follows from the fact these two random variables are two centered and independent normal random variables. In this case, we have

$$\Sigma_1 := \mathbb{I}_{3d} - \frac{1}{2}A'A'^\top \quad \text{and} \quad \hat{\Theta}_1 := \frac{1}{2}A'r_1 = \frac{1}{2}A'(\langle \Theta^*, A' \rangle + \varepsilon_1).$$

Next, we provide an upper bound for the probability that LinTS chooses 0 at $t = 2$. This happens if and only if

$$\langle \tilde{\Theta}_2, A' \rangle < 0 \quad \text{and} \quad \langle \tilde{\Theta}_2, A \rangle < 0.$$

Note that

$$\langle \tilde{\Theta}_2, A' \rangle \sim \mathcal{N}\left(\frac{r_1}{2}\right)\frac{1}{2} \quad \text{and} \quad \langle \tilde{\Theta}_2, A \rangle \sim \mathcal{N}\left(\frac{r_1}{2}\right)\frac{5}{2}. \quad (\text{B.6})$$

For sufficiently large d , we have

$$\mathbb{P}\left(\varepsilon_1 > \frac{1}{4}\mu\sqrt{d}\right) \leq \frac{1}{16}.$$

It then follows from the union bound that

$$\mathbb{P}\left(\langle \Theta^*, A \rangle \geq \frac{1}{2}\mu\sqrt{d}, \quad \langle \Theta^*, A' \rangle \leq -\frac{1}{2}\mu\sqrt{d}, \quad A_1 = A', \quad \text{and} \quad r_1 < -\frac{1}{4}\mu\sqrt{d}\right) \geq \frac{1}{16}.$$

From Eq. (B.6), we can deduce that

$$\begin{aligned} q &:= \mathbb{P}(A_2 = 0) \\ &= \mathbb{P}\left(\langle \tilde{\Theta}_2, A' \rangle < 0 \quad \text{and} \quad \langle \tilde{\Theta}_2, A \rangle < 0\right) \\ &\leq 2 \exp\left(-\frac{\mu^2 d}{80}\right). \end{aligned}$$

Applying the same argument as in the previous subsection, we get that

$$\text{Regret}(T, \pi^{\text{LinTS}}, \mathcal{P}_{\Theta^*}) \geq \frac{\mu\sqrt{d}}{32e} \min\left\{T, \exp(C_3 d - 2)\right\}, \quad (\text{B.7})$$

where C_3 is a constant that only depends on μ , σ , and τ (but not on d). \square

C Proofs of Section 4

Proof of Lemma 4.1. We have

$$\begin{aligned} \langle \tilde{\Theta}_t, A_t^* \rangle - \langle \Theta^*, A_t^* \rangle &= \langle \tilde{\Theta}_t - \hat{\Theta}_t, A_t^* \rangle - \langle \Theta^* - \hat{\Theta}_t, A_t^* \rangle \\ &\geq \langle \tilde{\Theta}_t - \hat{\Theta}_t, A_t^* \rangle - \frac{\nu}{\sqrt{d}} \|A_t^*\|_2 \cdot \|\hat{\Theta}_t - \Theta^*\|_2 \\ &\geq \langle \tilde{\Theta}_t - \hat{\Theta}_t, A_t^* \rangle - \nu\rho \sqrt{\frac{\|\Sigma\|_{\text{op}}}{d}} \cdot \|A^*\|_2. \end{aligned}$$

Using the fact that $\langle \tilde{\Theta}_t - \hat{\Theta}_t, A_t^* \rangle \sim \mathcal{N}(0, \iota^2 \|A^*\|_{\Sigma_t}^2)$, we have

$$\begin{aligned} \mathbb{P}\left(\langle \tilde{\Theta}_t, A_t^* \rangle \geq \langle \Theta^*, A_t^* \rangle\right) &\geq \mathbb{P}\left(\langle \tilde{\Theta}_t - \hat{\Theta}_t, A_t^* \rangle \geq \nu\rho \sqrt{\frac{\|\Sigma\|_{\text{op}}}{d}} \cdot \|A^*\|_2\right) \\ &= \Phi\left(-\frac{\nu\rho \sqrt{\frac{\|\Sigma\|_{\text{op}}}{d}} \cdot \|A^*\|_2}{\iota \|A^*\|_{\Sigma_t}}\right) \\ &\geq \Phi\left(-\frac{\nu\rho \sqrt{\frac{\|\Sigma\|_{\text{op}}}{d}} \cdot \|A^*\|_2}{\iota\omega \sqrt{\frac{\|\Sigma\|_*}{d}} \cdot \|A^*\|_2}\right) \\ &= \Phi\left(-\frac{\nu\rho}{\iota\omega \sqrt{d}} \cdot \sqrt{\frac{d\|\Sigma\|_{\text{op}}}{\|\Sigma\|_*}}\right) \\ &\geq \Phi(-1). \end{aligned} \quad \square$$

Proof of Theorem 4.1. We use the framework introduced in Hamidi and Bayati (2020). Define

$$\tilde{\mathbf{M}}_t(A) := \langle \tilde{\Theta}_t, A \rangle.$$

Lemma 4.1 asserts that this estimator is optimistic. The reasonableness follows from Lemma 3 in Hamidi and Bayati (2020). Corollary 1 in that paper then completes the proof of this result. \square

D Auxiliary proofs

Theorem D.1 (Bias decomposition). *Let $(X_i)_{i=1}^n$ be a sequence of independent random variables where $X_i \sim \mathcal{N}(0)\sigma_i^2$. By Y we denote their sum and let Z be any independent random variable. Then, for any function $g : \mathbb{R} \times \mathbb{R} \rightarrow \mathbb{R}$, we have*

$$\mathbb{E}[X_i \cdot g(Y, Z)] = \frac{\sigma_i^2}{\sum_{i=1}^n \sigma_i^2} \cdot \mathbb{E}[Y \cdot g(Y, Z)].$$

Proof. It is straight-forward to see that $X_i Y$ follows Gaussian distribution with mean $\frac{\sigma_i^2}{\sum_{i=1}^n \sigma_i^2} \cdot Y$. We thus get

$$\begin{aligned} \mathbb{E}[X_i \cdot g(Y, Z)] &= \mathbb{E}[\mathbb{E}[X_i \cdot g(Y, Z) \mid Y, Z]] \\ &= \mathbb{E}[\mathbb{E}[X_i \mid Y, Z] \cdot g(Y, Z)] \\ &= \frac{\sigma_i^2}{\sum_{i=1}^n \sigma_i^2} \cdot \mathbb{E}[Y \cdot g(Y, Z)]. \end{aligned} \quad \square$$

Acknowledgement

The authors gratefully acknowledge support of the National Science Foundation (CAREER award CMMI: 1554140) and Stanford Graduate School of Business and Stanford Data Science Initiative.

References

- Abbasi-Yadkori, Yasin, Dávid Pál, Csaba Szepesvári. 2011. Improved algorithms for linear stochastic bandits. *Advances in Neural Information Processing Systems*. 2312–2320.
- Abeille, Marc, Alessandro Lazaric, et al. 2017. Linear thompson sampling revisited. *Electronic Journal of Statistics* **11**(2) 5165–5197.
- Agrawal, Shipra, Navin Goyal. 2012. Analysis of thompson sampling for the multi-armed bandit problem. *Conference on learning theory*. 39–1.
- Agrawal, Shipra, Navin Goyal. 2013a. Further optimal regret bounds for thompson sampling. *Aistats*. 99–107.
- Agrawal, Shipra, Navin Goyal. 2013b. Thompson sampling for contextual bandits with linear payoffs. *ICML (3)*. 127–135.
- Bubeck, Sébastien, Che-Yu Liu. 2013. Prior-free and prior-dependent regret bounds for thompson sampling. *Advances in Neural Information Processing Systems*. 638–646.
- Dani, Varsha, Thomas P. Hayes, Sham M. Kakade. 2008. Stochastic linear optimization under bandit feedback. *COLT*.
- Hamidi, Nima, Mohsen Bayati. 2020. A general framework to analyze stochastic linear bandit. *arXiv preprint arXiv:2002.05152* URL <https://arxiv.org/pdf/2002.05152.pdf>.
- Jin, Tianyuan, Pan Xu, Jieming Shi, Xiaokui Xiao, Quanquan Gu. 2020. Mots: Minimax optimal thompson sampling. *arXiv preprint arXiv:2003.01803*.
- Johari, Ramesh, Pete Koomen, Leonid Pekelis, David Walsh. 2017. Peeking at a/b tests: Why it matters, and what to do about it. *Proceedings of the 23rd ACM SIGKDD International Conference on Knowledge Discovery and Data Mining*. ACM, New York, NY, USA, 1517–1525. doi:10.1145/3097983.3097992.

- Lai, Tze Leung, Herbert Robbins. 1985. Asymptotically efficient adaptive allocation rules. *Advances in applied mathematics* **6**(1) 4–22.
- Lattimore, Tor, Csaba Szepesvari. 2019. *Bandit Algorithms*. <https://tor-lattimore.com/downloads/book/book.pdf> (December 2019 version).
- Nie, Xinkun, Xiaoying Tian, Jonathan Taylor, James Zou. 2018. Why adaptively collected data have negative bias and how to correct for it. *International Conference on Artificial Intelligence and Statistics*. 1261–1269.
- Phan, My, Yasin Abbasi Yadkori, Justin Domke. 2019. Thompson sampling and approximate inference. *Advances in Neural Information Processing Systems*. 8804–8813.
- Russo, Daniel, Benjamin Van Roy. 2014. Learning to optimize via posterior sampling. *Mathematics of Operations Research* **39**(4) 1221–1243. doi:10.1287/moor.2014.0650.
- Russo, Daniel J., Benjamin Van Roy, Abbas Kazerouni, Ian Osband, Zheng Wen. 2018. A tutorial on thompson sampling. *Foundations and Trends in Machine Learning* **11**(1) 1–96. URL <http://dx.doi.org/10.1561/22000000070>.
- Scott, Steven L. 2010. A modern bayesian look at the multi-armed bandit. *Applied Stochastic Models in Business and Industry* **26**(6) 639–658.
- Scott, Steven L. 2015. Multi-armed bandit experiments in the online service economy. *Appl. Stoch. Model. Bus. Ind.* **31**(1) 37–45. doi:10.1002/asmb.2104.
- Thompson, William R. 1933. On the likelihood that one unknown probability exceeds another in view of the evidence of two samples. *Biometrika* **25**(3/4) 285–294.
- Vershynin, Roman. 2018. *High-dimensional probability: An introduction with applications in data science*, vol. 47. Cambridge university press.