

A low Hubble Constant from galaxy distribution observations

R. F. L. Holanda^{1,*}, G. Pordeus-da-Silva^{1,2,†} and S. H. Pereira^{3,‡}

¹*Departamento de Física Teórica e Experimental, Universidade Federal do Rio Grande do Norte,
Av. Sen. Salgado Filho - Natal - RN, CEP. 59078-970, Brasil.*

²*Escola CAIC José Joffily, Secretaria da Educação e da Ciência e Tecnologia, Governo da Paraíba,
R. José Marques Ferreira - Campina Grande - PB, CEP. 58432-545, Brasil.*

³*Departamento de Física e Química, Universidade Estadual Paulista (UNESP), Faculdade de Engenharia de Guaratinguetá,
Av. Ariberto Pereira da Cunha, 333 - Guaratinguetá - SP, CEP. 12516-410, Brasil.*

(Dated: June 15, 2020)

An accurate determination of the Hubble constant remains a puzzle in observational cosmology. The possibility of a new physics has emerged with a significant tension between the current expansion rate of our Universe measured from the cosmic microwave background by the Planck satellite and from local methods. In this paper, new tight estimates on this parameter are obtained by considering two data sets from galaxy distribution observations: galaxy cluster gas mass fractions and baryon acoustic oscillation measurements. By considering the flat and non-flat Λ CDM models, we obtain, respectively: $H_0 = 65.89^{+1.54}_{-1.50}$ km s⁻¹ Mpc⁻¹ and $H_0 = 64.31^{+4.50}_{-4.45}$ km s⁻¹ Mpc⁻¹ at 2σ c.l. in full agreement with the Planck satellite results. Our results also support a negative value for the deceleration parameter at least in 3σ c.l..

Keywords: [Hubble Constant](#), [Galaxy Distribution](#), [Cosmological Parameters](#)

I. INTRODUCTION

During the past decades, the efforts of observational cosmology have been mainly focused on a precise determination of the parameters that describe the evolution of the Universe. Undoubtedly, one of the most important quantities to understand the cosmic history is the current expansion rate H_0 , which is fundamental to answer important questions concerning different phases of cosmic evolution, as a precise determination of the cosmic densities, the mechanism behind the primordial inflation as well as the current cosmic acceleration (see [1] for a broad discussion).

Nowadays, the most reliable measurements of the Hubble constant are obtained from distance measurements of galaxies in the local Universe using Cepheid variables and Type Ia Supernovae (SNe Ia), which furnishes $H_0 = 74.03 \pm 1.42$ km s⁻¹ Mpc⁻¹ [2]. The value of H_0 can also be estimated from a cosmological model fit to the cosmic microwave background (CMB) radiation anisotropies. By assuming the flat Λ CDM model, the H_0 estimate is $H_0 = 67.36 \pm 0.54$ km s⁻¹ Mpc⁻¹ [3]¹. These two H_0 values are discrepant by $\simeq 4.4\sigma$, which gives rise to the so-called H_0 -tension problem².

For this reason, new models beyond the standard cosmological one (the flat Λ) that could alleviate this tension become appealing. Some extensions of the Λ CDM model that allow to reduce the H_0 tension are: the existence of a new relativistic particle [7], small spatial curvature effects [8], evolving

dark energy models [9], among others [2]. Then, new methods to estimate H_0 are welcome in order to bring some light on this puzzle. Precise measurements of the cosmic expansion rate $H(z)$ are important to provide more restrictive constraints on cosmological parameters as well as new insights into some fundamental questions that range from the mechanism behind the primordial inflation and current cosmic acceleration to neutrino physics (see, e.g., [1] for a broad discussion).

The Hubble constant has also been estimated from galaxy cluster systems by using their angular diameter distances obtained from the Sunyaev-Zel'dovich effect (SZE) plus X-ray observations. For instance, Reese *et al.* [10] used 18 angular diameter distances of galaxy clusters with redshifts ranging from $z = 0.14$ up to $z = 0.78$ and obtained $H_0 = 60 \pm 4$ km s⁻¹ Mpc⁻¹ (only statistical errors) for an $\{\Omega_m = 0.3, \Omega_\Lambda = 0.7\}$ cosmology. Bonamente *et al.* [11] considered 38 angular diameter distances of galaxy clusters in the redshift range $0.14 \leq z \leq 0.89$ and obtained $H_0 = 76.9 \pm 4$ km s⁻¹ Mpc⁻¹ (only statistical errors) also for an $\{\Omega_m = 0.3, \Omega_\Lambda = 0.7\}$ cosmology. In both cases, it was assumed a spherical morphology to describe the clusters. Without fixing cosmological parameters, the authors of the Ref. Holanda *et al.* [12] estimated H_0 by using a sample of angular diameter distances of 25 galaxy clusters (described by an elliptical density profile) jointly with baryon acoustic oscillations (BAO) and the CMB Shift Parameter signature. The H_0 value obtained in the framework of Λ CDM model with arbitrary curvature was $H_0 = 74^{+8.0}_{-7.0}$ km s⁻¹ Mpc⁻¹ at 2σ c.l.. By considering a flat w CDM model with a constant equation of state parameter, they obtained $H_0 = 72^{+10}_{-9.0}$ km s⁻¹ Mpc⁻¹ at 2σ c.l.. In both cases were considered the statistical and systematic errors. As one may see, due to large error bars, the results found are in agreement with the current Riess *et al.* local estimate [2] and with the Planck satellite estimate within 2σ . It is worth to comment that the constraints on the Hubble constant via X-ray surface brightness and SZE observations of the galaxy clusters depend on the validity of the cosmic distance dual-

* holandarfl@fisica.ufrn.br

† givalpordeus@ufrn.edu.br

‡ s.pereira@unesp.br

¹ Another recent estimate of H_0 has been reported by the H0LiCOW collaboration based on lensing time-delays observations, $H_0 = 71.9^{+2.4}_{-3.0}$ km s⁻¹ Mpc⁻¹, which is in moderate tension with Planck. However, when combined with clustering data, a value of $H_0 = 66.98 \pm 1.18$ km s⁻¹ Mpc⁻¹ is obtained [4].

² We recommend Freedman [5] for an overview and history, as well as Verde *et al.* [6] for the current state of this intriguing problem.

ity relation (CDDR): $D_L(1+z)^{-2}/D_A = 1$, where D_L is the luminosity distance and D_A is the angular diameter distance [13, 14].

In this paper, we obtain new and tight estimates on the Hubble constant by combining two data sets from galaxy distribution observations in redshifts: 40 cluster galaxy gas mass fractions (GMF) and 11 baryon acoustic oscillation (BAO) measurements. The H_0 estimates are performed in two scenarios: flat and non-flat Λ CDM model. This last one is motivated by recent discussions in the literature concerning a possible cosmological curvature tension, with the Planck CMB spectra preferring a positive curvature at more than 99% c.l. [15–17]. We show that the combination of these two independent data sets provides an interesting method to constrain the Hubble constant. For both models, tight estimates are found and our results support low Hubble constant values in agreement with the Planck results. Our results also indicate a universe in accelerated expansion in more than 3σ c.l..

This paper is organized as follows: Section II presents the two cosmological models and data sets used. Section III presents the main results and analysis and Section IV finishes with conclusions.

II. COSMOLOGICAL MODELS AND DATA SETS.

In order to estimate the Hubble constant, we consider two cosmological scenarios: the flat and non-flat Λ CDM models, where both consider the cosmic dynamics dominated by a cold dark matter (CDM) component and cosmological constant (Λ), usually related to the constant vacuum energy density with negative pressure. By considering a constant equation of state for dark energy, $p_\Lambda = -\rho_\Lambda$, and the Universe described by a homogeneous and isotropic Friedmann-Lemaître-Robertson-Walker geometry, we obtain from the Einstein equation the following expression for the Hubble parameter:

$$H(z) = H_0 \sqrt{\Omega_{m,0}(1+z)^3 + \Omega_{k,0}(1+z)^2 + \Omega_\Lambda}, \quad (1)$$

where H_0 is the current Hubble constant, generally expressed in terms of the dimensionless parameter $h \equiv H_0/(100 \text{ km s}^{-1} \text{ Mpc}^{-1})$, $\Omega_{m,0}$, Ω_Λ and $\Omega_{k,0}$ are the current dimensionless parameter of matter density (baryons + dark matter), dark energy density and curvature density ($\Omega_{k,0} \equiv 1 - \Omega_{m,0} - \Omega_\Lambda$), respectively. Note that if $\Omega_{k,0} = 0$ the flat Λ CDM model is recovered.

A. Data sets and χ^2 function

In this section, we present the data sets used in the statistical analyses and their respective χ^2 function.

1. Sample I: Baryonic Acoustic Oscillation data

This sample is composed of 11 measures obtained by 7 different surveys presented in Table I. The relevant physical

Table I. BAO data set consisting of 1 measurement of the survey 6dFGS [23], 1 of SDSS-LRG [24], 1 of BOSS-MGS [25], 1 of BOSS-LOWZ [26], 1 of BOSS-CMASS [26], 3 of BOSS-DR12 [27] and 3 of WiggleZ [28]. The BAO variable $\mathcal{D}(z)$, $\sigma_{\mathcal{D}}$ and r_s^{fid} have units of Mpc, while $d_z(z)$ and σ_{d_z} are dimensionless.

Survey Set I	z	$d_z(z)$	σ_{d_z}	–
6dFGS	0.106	0.336	0.015	–
SDSS-LRG	0.35	0.1126	0.0022	–

Survey Set II	z	$\mathcal{D}(z)$	$\sigma_{\mathcal{D}}$	r_s^{fid}
BOSS-MGS	0.15	664	25	148.69
BOSS-LOWZ	0.32	1264	25	149.28
BOSS-CMASS	0.57	2056	20	149.28
BOSS-DR12	0.38	1477	16	147.78
BOSS-DR12	0.51	1877	19	147.78
BOSS-DR12	0.61	2140	22	147.78
WiggleZ	0.44	1716	83	148.6
WiggleZ	0.60	2221	101	148.6
WiggleZ	0.73	2516	86	148.6

quantities for the BAO data are the angular diameter distance³:

$$D_A(z) = \frac{1}{(1+z)} \times \begin{cases} \frac{H_0^{-1}}{\sqrt{|\Omega_{k,0}|}} \sin\left(\frac{\sqrt{|\Omega_{k,0}|}}{H_0^{-1}} \int_0^z \frac{dz'}{H(z')}\right) & \text{if } \Omega_{k,0} < 0 \\ \int_0^z \frac{dz'}{H(z')} & \text{if } \Omega_{k,0} = 0 \\ \frac{H_0^{-1}}{\sqrt{|\Omega_{k,0}|}} \sinh\left(\frac{\sqrt{|\Omega_{k,0}|}}{H_0^{-1}} \int_0^z \frac{dz'}{H(z')}\right) & \text{if } \Omega_{k,0} > 0 \end{cases}, \quad (2)$$

the spherically-averaged distance:

$$D_V(z) = \left[(1+z)^2 D_A^2(z) \frac{z}{H(z)} \right]^{1/3} \quad (3)$$

and the sound horizon at the drag epoch [20]:

$$r_s(z_d) = \frac{2}{3k_{\text{eq}}} \sqrt{\frac{6}{R(z_{\text{eq}})}} \ln \left[\frac{\sqrt{1+R(z_d)} + \sqrt{R(z_d)+R(z_d)}}{1 + \sqrt{R(z_{\text{eq}})}} \right], \quad (4)$$

where z_d is the drag epoch redshift, z_{eq} is the equality redshift, k_{eq} is the scale of the particle horizon at the equality epoch and [20]

$$R(z) \equiv \frac{3\rho_b}{4\rho_\gamma} = 31.5(\Omega_b h^2) \left(\frac{T_{\text{CMB}}}{2.7 \text{ K}} \right)^{-4} \left(\frac{z}{10^3} \right)^{-1} \quad (5)$$

is the ratio of the baryon to photon momentum density. Here we assume $\Omega_b h^2 = 0.0226$ [21], $T_{\text{CMB}} = 2.72548$ [22] and for z_{eq} , k_{eq} and z_d , we use the fit obeyed by Eisenstein and Hu [20].

³ The Robustness of baryon acoustic oscillations constraints in models beyond the flat Λ CDM model have been verified and discussed in details, for instance, in the works of Wang *et al.* [18] and Carter *et al.* [19].

For survey set I, the BAO quantity is given by:

$$d_z(z) = \frac{r_s(z_d)}{D_V(z)}, \quad (6)$$

with a χ^2 function given by:

$$\chi_{\text{BAO,I}}^2 = \sum_{i=1}^2 \left[\frac{d_z^{\text{th}}(z_i) - d_{z,i}^{\text{ob}}}{\sigma_{d_{z,i}^{\text{ob}}}} \right]^2. \quad (7)$$

On the other hand, the BAO quantity for survey set II is given by:

$$\mathcal{D}(z) = \frac{D_V(z)}{r_s(z_d)} r_s^{\text{fid}}, \quad (8)$$

and, in this specific case, the χ^2 function is:

$$\chi_{\text{BAO,II}}^2 = \sum_{i=1}^6 \left[\frac{\mathcal{D}^{\text{th}}(z_i) - \mathcal{D}_i^{\text{ob}}}{\sigma_{\mathcal{D}_i^{\text{ob}}}} \right]^2 + [\vec{\mathcal{D}}^{\text{th}} - \vec{\mathcal{D}}^{\text{ob}}]^T \mathbf{C}_{\text{WiggleZ}}^{-1} [\vec{\mathcal{D}}^{\text{th}} - \vec{\mathcal{D}}^{\text{ob}}], \quad (9)$$

where $\mathbf{C}_{\text{WiggleZ}}^{-1}$ is the inverse covariance matrix, whose explicit form is [28]:

$$10^{-4} \begin{pmatrix} 2.17898878 & -1.11633321 & 0.46982851 \\ -1.11633321 & 1.70712004 & -0.71847155 \\ 0.46982851 & -0.71847155 & 1.65283175 \end{pmatrix}. \quad (10)$$

Unlike the others, the data points of the WiggleZ survey are correlated.

2. Sample II: Galaxy Cluster Gas Mass Fractions

The gas mass fractions (GMF) considered in this work corresponds to 40 Chandra observations from massive and dynamically relaxed galaxy clusters in redshift range $0.078 \leq z \leq 1.063$ from the Mantz *et al.* [29] (see Figure 1). These authors incorporated a robust gravitational lensing calibration of the X-ray mass estimates. The measurements of the gas mass fractions were performed in spherical shells at radii near r_{2500}^4 , rather than integrated at all radii ($< r_{2500}$). This approach significantly reduces systematic uncertainties compared to previous works that also estimated galaxy cluster gas mass fractions.

The gas mass fraction quantity for a cluster is given by [29]:

$$f_{\text{gas}}^{\text{X-ray}}(z) = A(z)K(z)\gamma(z) \frac{\Omega_b(z)}{\Omega_m(z)} \left[\frac{D_A^{\text{fid}}(z)}{D_A(z)} \right]^{\frac{3}{2}}, \quad (11)$$

where

$$A(z) = \left[\frac{H(z)D_A(z)}{H^{\text{fid}}(z)D_A^{\text{fid}}(z)} \right]^\eta \quad (12)$$

⁴ This radii is that one within which the mean cluster density is 2500 times the critical density of the Universe at the cluster's redshift.

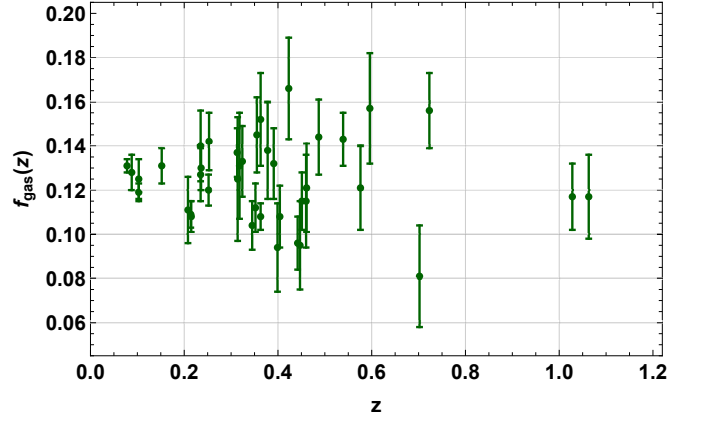


Figure 1. Measurements of $f_{\text{gas}}(z)$ used in our analysis. Details on this sample are presented in Table 2 of the Mantz *et al.* [29].

stands for the angular correction factor ($\eta = 0.442 \pm 0.035$), $\Omega_m(z)$ is the total mass density parameter, which corresponds to the sum of the baryonic mass density parameter, $\Omega_b(z)$, and the dark matter density parameter, $\Omega_c(z)$. The term in brackets corrects the angular diameter distance $D_A(z)$ from the fiducial model used in the observations, $D_A^{\text{fid}}(z)$, which makes these measurements model-independent. The parameters $\gamma(z)$ and $K(z)$ correspond, respectively, to the depletion factor, i.e., the rate by which the hot gas fraction measured in a galaxy cluster is depleted with respect to the baryon fraction universal mean and to the bias of X-ray hydrostatic masses due to both astrophysical and instrumental sources. We adopt the value of $\gamma = 0.848 \pm 0.085$ in our analysis, which was obtained from hydrodynamical simulations [30] (see also a detailed discussion in section 4.2 in the Ref. Mantz *et al.* [29]). The γ parameter has also been estimated via observational data (SNe Ia, gas mass fraction, Hubble parameter) with values in full agreement with those from hydrodynamical simulations (see Holanda *et al.* [31] and Zheng *et al.* [32]). Finally, for the parameter $K(z)$, we have used the value reported by Applegate *et al.* [33] in which Chandra hydrostatic masses to relaxed clusters were calibrated with accurate weak lensing measurements from the Weighing the Giants project. The $K(z)$ parameter was estimated to be $K = 0.96 \pm 0.09 \pm 0.09$ (1σ statistical plus systematic errors) and no significant trends with mass, redshift or the morphological indicators were verified.

Observe that by assuming $\omega_{b,0} \equiv \Omega_{b,0}h^2 = 0.0226 \pm 0.00034$ [21], we can rewrite equation (11) as

$$f_{\text{gas}}^{\text{X-ray}}(z) = \frac{K \gamma \omega_{b,0}}{\Omega_{m,0}h^2} \left[\frac{H(z)D_A(z)}{H^{\text{fid}}(z)D_A^{\text{fid}}(z)} \right]^\eta \left[\frac{D_A^{\text{fid}}(z)}{D_A(z)} \right]^{\frac{3}{2}}. \quad (13)$$

Therefore, for this sample, the χ^2 function is given by,

$$\chi_{\text{GMF}}^2 = \sum_{i=1}^{40} \frac{[f_{\text{gas}}^{\text{th}}(z_i) - f_{\text{gas},i}^{\text{ob}}]^2}{\sigma_{\text{tot},i}^2}, \quad (14)$$

with a total uncertainty given by⁵

$$\sigma_{\text{tot}, i}^2 = \sigma_{f_{\text{gas}, i}^{\text{rob}}}^2 + [f_{\text{gas}}^{\text{th}}(z_i)]^2 \left\{ \left(\frac{\sigma_K}{K} \right)^2 + \left(\frac{\sigma_\gamma}{\gamma} \right)^2 + \ln^2 \left[\frac{H(z_i) D_A(z_i)}{H^{\text{fid}}(z_i) D_A^{\text{fid}}(z_i)} \right] \sigma_\eta^2 \right\}, \quad (15)$$

where, $\sigma_K = 0.127$, $\sigma_\gamma = 0.085$, and $\sigma_\eta = 0.035$.

III. RESULTS AND DISCUSSIONS

The statistical analysis is performed by the construction of the χ^2 function,

$$\chi_{\text{tot}}^2(\{\alpha\}) = \chi_{\text{BAO, I}}^2 + \chi_{\text{BAO, II}}^2 + \chi_{\text{GMF}}^2. \quad (16)$$

From this function, we are able to construct the likelihood distribution function, $\mathcal{L}(\{\alpha\}) = B e^{-\frac{1}{2}\chi_{\text{tot}}^2(\{\alpha\})}$, where B is the normalization factor and $\{\alpha\}$ is the set of free parameters of the cosmological model in question, that is, $\{\Omega_{\text{m},0}, h\}$ and $\{\Omega_{\text{m},0}, \Omega_\Lambda, h\}$ for the flat and non-flat Λ CDM models, respectively.

A. Flat Λ CDM model

Figure 2 shows the contours and likelihoods for the $\Omega_{\text{m},0}$ and h parameters obtained in the context of the flat Λ CDM model. The contours delimited by dotted green lines correspond to the analysis using only GMF, the ones delimited by the dashed pink lines correspond to the analysis using only BAO, and the ones delimited by solid blue lines are referring to the joint analysis GMF + BAO. As one may see, the GMF sample alone does not restrict the value of parameter h (or equivalently H_0) but provides tight restrictions to the value of parameter $\Omega_{\text{m},0}$. From the joint analysis GMF + BAO, we obtain from the $\Omega_{\text{m},0} - h$ plane (with two free parameters): $h = 0.659^{+0.012+0.020}_{-0.011-0.018}$ and $\Omega_{\text{m},0} = 0.311^{+0.016+0.026}_{-0.015-0.025}$ at 1σ and 2σ c.l..

By marginalizing over the parameter $\Omega_{\text{m},0}$, we obtain the likelihood function for the h parameter (see Figure 4), with: $h = 0.659^{+0.008+0.015}_{-0.007-0.015}$ at 1σ and 2σ c.l.. On the other hand, by marginalizing over the parameter h , we obtain the likelihood function of the $\Omega_{\text{m},0}$ parameter as $\Omega_{\text{m},0} = 0.311^{+0.010+0.021}_{-0.010-0.020}$ at 1σ and 2σ c.l..

Figure 4 (left) shows the likelihood of h parameter for the flat (solid blue line) Λ CDM model and also the 1σ c.l. regions estimate of the h parameter made by Planck Collaboration [3] in a flat background model and Riess *et al.* [2], cosmological model independent. As one may see, our estimate is in agreement with that one from the CMB anisotropies

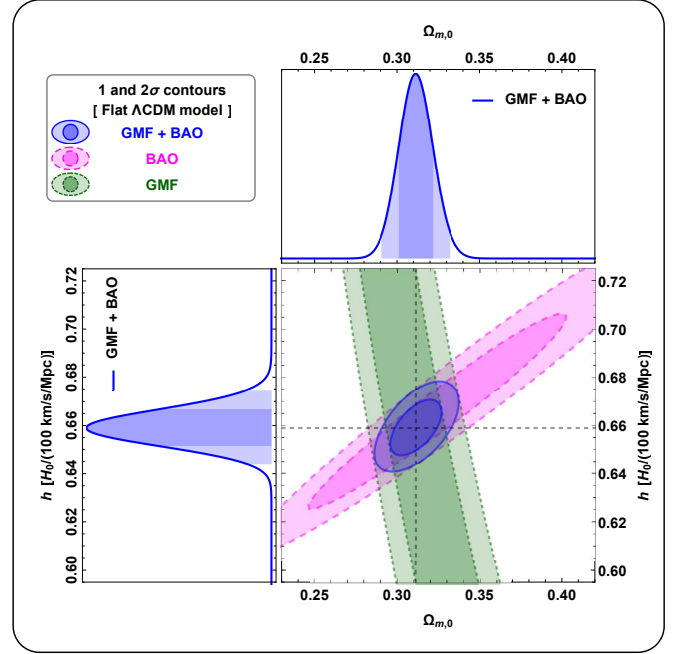


Figure 2. Contours and likelihoods of parameters $\Omega_{\text{m},0}$ and h for the flat Λ CDM model. The contours delimited by dotted green, dashed pink, and solid blue lines correspond to the analysis using only GMF, BAO and the joint analysis GMF + BAO, respectively. Regions with darker and lighter colors delimit the 1 - and 2σ c.l. regions, respectively.

(within 2σ c.l.) and it is strongly discrepant with the estimate made by Riess *et al.* [2]. Being more specific, our estimate of H_0 in a flat Λ CDM model presents a discrepancy of 5.0σ with that performed by Riess *et al.* [2]. A discrepancy also occurs if we compare our estimate with the most recent estimate of H_0 obtained by SH0ES Collaboration, i.e., $H_0 = 73.5 \pm 1.4 \text{ km s}^{-1} \text{ Mpc}^{-1}$ [34]. On the other hand, our estimate is in agreement with several other estimates of H_0 that used samples with intermediate redshifts in a flat universe [35–40].

B. Non-flat Λ CDM model

Figure 3 shows the contours and likelihoods for the $\Omega_{\text{m},0}$, Ω_Λ , and h parameters obtained in the context of the non-flat Λ CDM model. Similar to the case of the previous section, the contours delimited by solid red lines correspond to the joint analysis BAO + GMF. For this analysis, by marginalizing over the parameter Ω_Λ , we obtain from the $\Omega_{\text{m},0} - h$ plane (with two free parameters), the intervals: $h = 0.644^{+0.035+0.057}_{-0.034-0.056}$, and $\Omega_{\text{m},0} = 0.305^{+0.024+0.042}_{-0.022-0.034}$ at 1σ and 2σ c.l..

Similarly, by marginalizing over the parameter $\Omega_{\text{m},0}$, we obtain from the $\Omega_\Lambda - h$ plane (with two free parameters) the values: $h = 0.645^{+0.034+0.057}_{-0.034-0.056}$ and $\Omega_\Lambda = 0.660^{+0.146+0.227}_{-0.179-0.312}$ at 1σ and 2σ c.l..

Finally, by marginalizing on the parameter h , we obtain from the $\Omega_{\text{m},0} - \Omega_\Lambda$ plane (with two free parameters) the in-

⁵ Note that, as in the BAO analysis, here we overlook the uncertainty regarding the $\Omega_{\text{b},0} h^2$, as we consider it insignificant.

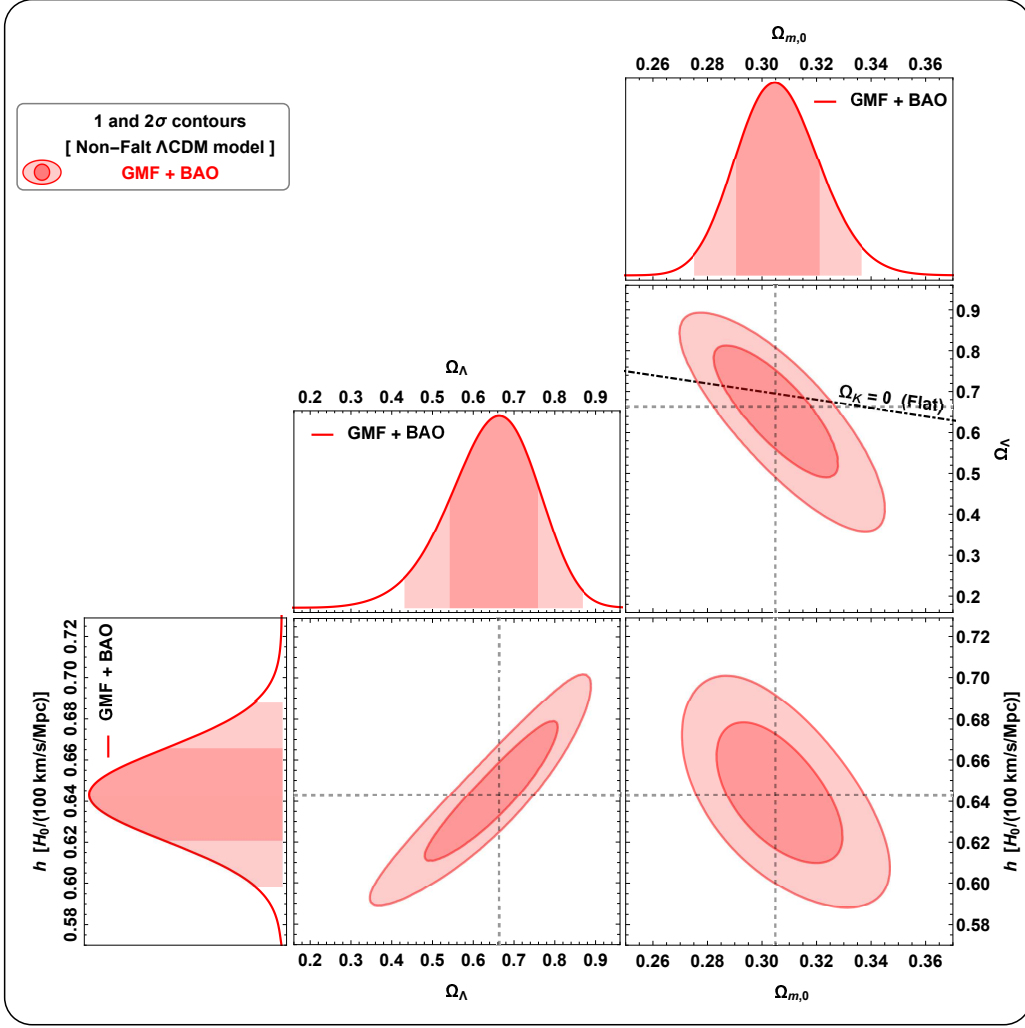


Figure 3. Marginalized contours and likelihoods of parameters $\Omega_{m,0}$, Ω_Λ and h for the non-flat Λ CDM model. The contours delimited by solid red lines correspond to the joint analysis BAO + GMF. Regions with darker and lighter colors delimit the 1- and 2σ c.l. regions, respectively.

tervals: $\Omega_{m,0} = 0.305^{+0.023+0.040}_{-0.022-0.035}$ and $\Omega_\Lambda = 0.661^{+0.152+0.232}_{-0.170-0.301}$ at 1σ and 2σ c.l..

On the other hand, in order to obtain the likelihood function for the h parameter, we marginalize over $\Omega_{m,0}$ and Ω_Λ parameters (see Figure 4). From this likelihood, the following estimate is found: $h = 0.643^{+0.023+0.045}_{-0.022-0.045}$ at 1σ and 2σ c.l.. Similarly, by marginalizing over the h and Ω_Λ parameters, we obtain the likelihood for the parameter $\Omega_{m,0}$ with the following intervals: $\Omega_{m,0} = 0.305^{+0.016+0.031}_{-0.014-0.029}$ at 1σ and 2σ c.l.. Finally, by marginalizing over the h and $\Omega_{m,0}$ parameters, we obtain the likelihood for the parameter Ω_Λ as $\Omega_\Lambda = 0.663^{+0.094+0.204}_{-0.120-0.230}$ at 1σ and 2σ c.l..

Figure 4 (right) shows the likelihood of h parameter for the non-flat (dashed red line) Λ CDM model, together with 1σ c.l. regions of the estimate of the h parameter obtained from CMB anisotropies Planck Collaboration [3] in a non-flat background and that one from the Ref. Riess *et al.* [2] (local method). From the figure, it is evident that our estimate is in full agreement (within 1σ c.l.) with that one of H_0 from the CMB anisotropies Planck Collaboration [3] and strongly

discrepant with the local estimate made by Riess *et al.* [2], a discrepancy of 3.6σ c.l..

Table II shows a synthesis of the results presented in the last two subsections. More specifically, we show the estimates of the free parameters of both cosmological models at 2σ c.l. obtained from their respective likelihoods. For the H_0 parameter, we have seen that the estimate for the flat case is compatible within 2σ with the Hubble constant measurement from the Planck results and it is in full disagreement with the local estimate. The estimates obtained here are considerably tighter than those ones from the Ref. Holanda *et al.* [12], where angular diameter distances of galaxy clusters plus BAO and shift parameter were used. The $\Omega_{m,0}$ parameter for the flat model is also compatible with the estimate ($\Omega_{m,0} = 0.3158 \pm 0.0073$) from Planck Collaboration [3] within 1σ c.l.. Also for the non-flat case, the estimates for $\Omega_{m,0}$ and Ω_Λ are in good agreement to Planck Collaboration [3] at 2σ c.l..

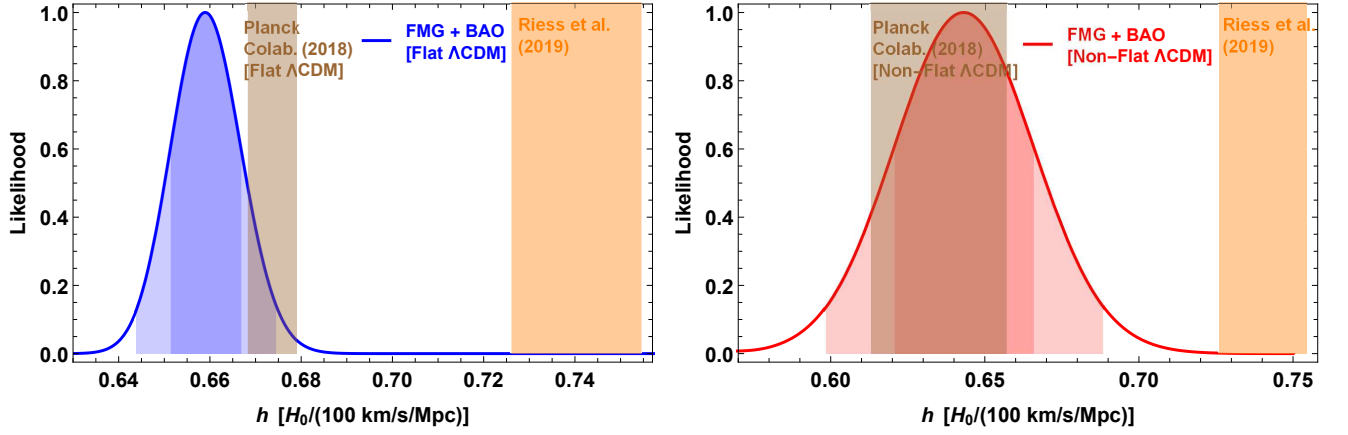


Figure 4. Marginalized likelihoods of parameter h for the flat (left) and non-flat (Right) Λ CDM model. The regions filled with darker and lighter colors under the probability curves delimit the 1- and 2σ c.l. regions, respectively. The brown and orange rectangle delimits the 1σ c.l. regions of the estimate of the h parameter made by Planck Collaboration [3] (flat Λ CDM: $h = 0.6736 \pm 0.0054$; non-flat Λ CDM: $h = 0.636^{+0.021}_{-0.023}$) and Riess *et al.* [2] (independent-model: $h = 0.7403 \pm 0.0142$), respectively.

Table II. A summary of the constraints in 2σ c.l. on the set of free parameters of the flat and non-flat Λ CDM model.

	Flat Λ CDM model	Non-flat Λ CDM model
H_0 [km s $^{-1}$ Mpc $^{-1}$]	$65.9^{+1.54}_{-1.50}$	$64.3^{+4.50}_{-4.45}$
$\Omega_{m,0}$	$0.311^{+0.021}_{-0.020}$	$0.305^{+0.031}_{-0.029}$
Ω_Λ	—	$0.663^{+0.204}_{-0.230}$
χ^2_{\min}	25.91	25.90

1. Deceleration parameter and curvature density parameter

Using the uncertainties propagation and the values estimated for $\Omega_{m,0}$ and Ω_Λ from their likelihoods, we can estimate the current value of the deceleration parameter by using $q_0 = \Omega_{m,0}/2 - \Omega_\Lambda$. We obtain $q_0 = -0.533 \pm 0.046$ and $q_0 = -0.483 \pm 0.340$ both at 3σ c.l. for the flat and non-flat Λ CDM model, respectively. Moreover, similarly, we estimate the following value for the current curvature density parameter at 1σ c.l.: $\Omega_{k,0} = 0.056 \pm 0.108$. These results indicate an accelerating expansion of the universe in more than 3σ c.l., and $\Omega_{k,0}$ compatible with a spatially flat curvature within 1σ c.l..

IV. CONCLUSIONS

The recent H_0 tension between the local and global methods for the Hubble constant value has motivated the search for new tests and data analyses that could alleviate (or solve) the discrepancy in the H_0 value estimated by different methods.

In this paper, we obtained new and tight estimates on the Hubble constant by combining 40 galaxy cluster gas mass fraction measurements with 11 baryon acoustic oscillation data in the frameworks of flat and non-flat Λ CDM models.

The data sets are in the following range of redshift $0.078 \leq z \leq 1.023$. For both cosmological models, the gas mass fraction sample alone did not restrict the value of H_0 , but put restrictive limits on the Ω_M parameter. However, from the joint analysis with the 11 BAO data, the restriction on the possible H_0 values was notable. By considering the flat and non-flat Λ CDM model, we obtained, respectively: $H_0 = 65.89^{+1.54}_{-1.50}$ km s $^{-1}$ Mpc $^{-1}$ and $H_0 = 64.31^{+4.50}_{-4.45}$ km s $^{-1}$ Mpc $^{-1}$ at 2σ c.l. For both cases, the estimates indicated a low value of H_0 as those ones obtained by the Planck satellite results from the CMB anisotropies observations. For the flat model, the agreement is within 2σ c.l., while for the non-flat model the concordance is within 1σ c.l. (see Figure 4).

As a final analysis, an estimate for the current deceleration parameter and for the current curvature density parameter were obtained. The results pointed to a Universe in accelerated expansion in more than 3σ c.l.. We obtained $q_0 = -0.533 \pm 0.046$ and $q_0 = -0.483 \pm 0.340$ both in 3σ c.l. for the flat and non-flat Λ CDM models, respectively. For the non-flat model, although the best fit suggested a positive curvature, our analysis is compatible with a spatially flat curvature within 1σ c.l..

In the coming years, the eROSITA [41] mission will make an all-sky X-ray mapping of thousand of galaxy clusters and will provide accurate information on gas mass fraction measurements, which will turn the analysis proposed here even more robust.

ACKNOWLEDGMENTS

RFLH thanks financial support from Conselho Nacional de Desenvolvimento Científico e Tecnológico (CNPq) (No.428755/2018-6 and 305930/2017-6). SHP would like to thank CNPq for financial support, No.303583/2018-5.

- [1] S. H. Suyu, T. Treu, R. D. Blandford, W. L. Freedman, S. Hilbert, C. Blake, J. Braatz, F. Courbin, J. Dunkley, L. Greenhill, E. Humphreys, S. Jha, R. Kirshner, K. Y. Lo, L. Macri, B. F. Madore, P. J. Marshall, G. Meylan, J. Mould, B. Reid, M. Reid, A. Riess, D. Schlegel, V. Scowcroft, and L. Verde, “The hubble constant and new discoveries in cosmology,” (2012), [arXiv:1202.4459 \[astro-ph.CO\]](#).
- [2] A. G. Riess, S. Casertano, W. Yuan, L. M. Macri, and D. Scolnic, *Astrophys. J.* **876**, 85 (2019), [arXiv:1903.07603 \[astro-ph.CO\]](#).
- [3] Planck Collaboration (Planck), “Planck 2018 results. vi. cosmological parameters,” (2018), [arXiv:1807.06209 \[astro-ph.CO\]](#).
- [4] C. E. Rusu, K. C. Wong, V. Bonvin, D. Sluse, S. H. Suyu, C. D. Fassnacht, J. H. H. Chan, S. Hilbert, M. W. Auger, A. Sonnenfeld, S. Birrer, F. Courbin, T. Treu, G. C. F. Chen, A. Halkola, L. V. E. Koopmans, P. J. Marshall, and A. J. Shajib, “Holicow xii. lens mass model of wfi2033-4723 and blind measurement of its time-delay distance and h_0 ,” (2019), [arXiv:1905.09338 \[astro-ph.CO\]](#).
- [5] W. L. Freedman, *Nature Astronomy* **1**, 0121 (2017).
- [6] L. Verde, T. Treu, and A. G. Riess, *Nature Astronomy* **3**, 891–895 (2019).
- [7] F. D’Eramo, R. Z. Ferreira, A. Notari, and J. L. Bernal, *Journal of Cosmology and Astroparticle Physics* **2018**, 014–014 (2018).
- [8] K. Bolejko, *Physical Review D* **97** (2018), 10.1103/physrevd.97.103529.
- [9] E. Mörtzell and S. Dhawan, *Journal of Cosmology and Astroparticle Physics* **2018**, 025–025 (2018).
- [10] E. D. Reese, J. E. Carlstrom, M. Joy, J. J. Mohr, L. Grego, and W. L. Holzapfel, *The Astrophysical Journal* **581**, 53–85 (2002).
- [11] M. Bonamente, M. K. Joy, S. J. LaRoque, J. E. Carlstrom, E. D. Reese, and K. S. Dawson, *The Astrophysical Journal* **647**, 25–54 (2006).
- [12] R. F. L. Holanda, J. V. Cunha, L. Marassi, and J. A. S. Lima, *Journal of Cosmology and Astroparticle Physics* **2012**, 035–035 (2012).
- [13] J.-P. Uzan, N. Aghanim, and Y. Mellier, *Physical Review D* **70** (2004), 10.1103/physrevd.70.083533.
- [14] R. F. L. Holanda, *International Journal of Modern Physics D* **21**, 1250008 (2012).
- [15] E. Di Valentino, A. Melchiorri, and J. Silk, *Nature Astronomy* **4**, 196–203 (2019).
- [16] G. Efstathiou and S. Gratton, *Monthly Notices of the Royal Astronomical Society: Letters* **496**, L91–L95 (2020).
- [17] E. Di Valentino, A. Melchiorri, and J. Silk, “Cosmic discordance: Planck and luminosity distance data exclude Λ cdm,” (2020), [arXiv:2003.04935 \[astro-ph.CO\]](#).
- [18] S. Wang, Y. Hu, and M. Li, *Science China Physics, Mechanics & Astronomy* **60** (2017), 10.1007/s11433-016-0486-6.
- [19] P. Carter, F. Beutler, W. J. Percival, J. DeRose, R. H. Wechsler, and C. Zhao, *Monthly Notices of the Royal Astronomical Society* **494**, 2076–2089 (2020).
- [20] D. J. Eisenstein and W. Hu, *ApJ* **496**, 605 (1998).
- [21] R. J. Cooke, M. Pettini, K. M. Nollett, and R. Jorgenson, *ApJ* **830**, 148 (2016).
- [22] D. J. Fixsen, *ApJ* **707**, 916 (2009).
- [23] F. Beutler, C. Blake, M. Colless, D. H. Jones, L. Staveley-Smith, L. Campbell, Q. Parker, W. Saunders, and F. Watson, *MNRAS* **416**, 3017 (2011).
- [24] N. Padmanabhan, X. Xu, D. J. Eisenstein, R. Scalzo, A. J. Cuesta, K. T. Mehta, and E. Kazin, *MNRAS* **427**, 2132 (2012).
- [25] A. J. Ross, L. Samushia, C. Howlett, W. J. Percival, A. Burden, and M. Manera, *MNRAS* **449**, 835 (2015).
- [26] L. Anderson, V. Bhardwaj, C. K. McBride, D. J. Eisenstein, M. E. C. Swanson, S. Escoffier, J. E. Gunn, M. A. Strauss, R. H. Lupton, S. Ho, X. Xu, K. Honscheid, H.-J. Seo, D. H. Weinberg, D. Kirkby, O. Mena, r. Aubourg, M. V. Magaña, A. G. Sánchez, F. Montesano, S. E. Nuza, C. Yèche, P. Petitjean, A. M. Price-Whelan, C. G. Sabiu, D. J. Schlegel, F. Beutler, N. A. Roe, S. Bailey, N. Palanque-Delabrouille, B. Reid, M. White, N. P. Ross, S. Saito, D. P. Schneider, L. Verde, R. A. Skibba, D. A. Wake, B. A. Weaver, J. L. Tinker, M. Blanton, I. Zehavi, A. S. Bolton, H. Guo, J. R. Brownstein, K. S. Dawson, M. D. Olmstead, J. Brinkmann, A. Burden, A. J. Ross, C. Maraston, C. Howlett, D. Thomas, R. Tojeiro, R. C. Nichol, W. J. Percival, M. Manera, L. Samushia, G.-B. Zhao, C.-H. Chuang, F. Prada, C. G. Scoccola, J. Parejko, N. Padmanabhan, and A. J. Cuesta, *MNRAS* **441**, 24 (2014).
- [27] S. Alam, S. Ho, S. Satpathy, M. V. Magaña, A. Burden, N. Padmanabhan, J. Comparat, S. A. Rodríguez-Torres, F. Prada, C. G. Scóccola, A. J. Cuesta, L. Verde, C. K. McBride, D. J. Eisenstein, M. E. C. Swanson, S. Escoffier, H. Gil-Marín, J. N. Grieb, S. Salazar-Albornoz, A. G. Sánchez, N. Hand, D. Kirkby, C. Maraston, D. Thomas, R. C. Nichol, W. J. Percival, G.-B. Zhao, Y. Wang, M. D. Olmstead, C. Yèche, N. Palanque-Delabrouille, J. A. Rubiño-Martín, M. Pellejero-Ibanez, P. Petitjean, M. Ata, C.-H. Chuang, F. Kitaura, A. M. Price-Whelan, M. A. Strauss, N. P. Ross, G. Rossi, S. Saito, L. Samushia, D. P. Schneider, D. J. Schlegel, F. Beutler, N. A. Roe, S. Bailey, B. A. Reid, M. White, H.-J. Seo, A. Slosar, E. S. Sheldon, J. A. Vazquez, J. L. Tinker, R. Tojeiro, Z. Zhai, D. A. Wake, A. Simmons, D. Oravetz, E. Malanushenko, K. Pan, K. Kinemuchi, V. Malanushenko, D. Bizyaev, W. M. Wood-Vasey, I. Zehavi, J. A. Blazek, A. J. Ross, D. H. Weinberg, J. R. Brownstein, K. S. Dawson, and A. S. Bolton, *MNRAS* **470**, 2617 (2017).
- [28] E. A. Kazin, J. Koda, C. Blake, N. Padmanabhan, S. Brough, M. Colless, C. Contreras, W. Couch, S. Croom, D. J. Croton, T. M. Davis, M. J. Drinkwater, K. Forster, D. Gilbank, M. Gladders, K. Glazebrook, B. Jelliffe, R. J. Jurek, I.-h. Li, B. Madore, D. C. Martin, K. Pimbblet, G. B. Poole, M. Pracy, R. Sharp, E. Wisnioski, D. Woods, T. K. Wyder, and H. K. C. Yee, *MNRAS* **441**, 3524 (2014).
- [29] A. Mantz, S. Allen, R. Morris, D. Rapetti, D. Applegate, P. Kelly, A. von der Linden, and R. Schmidt, *Mon. Not. Roy. Astron. Soc.* **440**, 2077 (2014), [arXiv:1402.6212 \[astro-ph.CO\]](#).
- [30] S. Planelles, S. Borgani, K. Dolag, S. Ettori, D. Fabjan, G. Murante, and L. Tornatore, *Monthly Notices of the Royal Astronomical Society* **431**, 1487–1502 (2013).
- [31] R. Holanda, V. Busti, J. Gonzalez, F. Andrade-Santos, and J. Alcaniz, *Journal of Cosmology and Astroparticle Physics* **2017**, 016–016 (2017).
- [32] X. Zheng, J.-Z. Qi, S. Cao, T. Liu, M. Biesiada, S. Miernik, and Z.-H. Zhu, *The European Physical Journal C* **79** (2019), 10.1140/epjc/s10052-019-7143-3.
- [33] D. E. Applegate, A. Mantz, S. W. Allen, A. v. der Linden, R. G. Morris, S. Hilbert, P. L. Kelly, D. L. Burke, H. Ebeling, D. A. Rapetti, and et al., *Monthly Notices of the Royal Astronomical Society* **457**, 1522–1534 (2016).
- [34] M. J. Reid, D. W. Pesce, and A. G. Riess, *The Astrophysical Journal* **886**, L27 (2019).
- [35] V. C. Busti, C. Clarkson, and M. Seikel, *Monthly Notices of the Royal Astronomical Society: Letters* **441**, L11–L15 (2014).

- [36] T. M. C. Abbott, F. B. Abdalla, J. Annis, K. Bechtol, J. Blazek, B. A. Benson, R. A. Bernstein, G. M. Bernstein, E. Bertin, D. Brooks, and et al., *Monthly Notices of the Royal Astronomical Society* **480**, 3879–3888 (2018).
- [37] H. Yu, B. Ratra, and F.-Y. Wang, *The Astrophysical Journal* **856**, 3 (2018).
- [38] Y. Chen, S. Kumar, and B. Ratra, *The Astrophysical Journal* **835**, 86 (2017).
- [39] R. F. L. Holanda, V. C. Busti, and G. Pordeus-da Silva, *Monthly Notices of the Royal Astronomical Society: Letters* **443**, L74–L78 (2014).
- [40] G. Pordeus-da Silva and A. G. Cavalcanti, *Brazilian Journal of Physics* **48**, 521–530 (2018).
- [41] A. Merloni, P. Predehl, W. Becker, H. Böhringer, T. Boller, H. Brunner, M. Brusa, K. Dennerl, M. Freyberg, P. Friedrich, A. Georgakakis, F. Haberl, G. Hasinger, N. Meidinger, J. Mohr, K. Nandra, A. Rau, T. H. Reiprich, J. Robrade, M. Salvato, A. Santangelo, M. Sasaki, A. Schwobe, J. Wilms, and the German eROSITA Consortium, “erosita science book: Mapping the structure of the energetic universe,” (2012), [arXiv:1209.3114 \[astro-ph.HE\]](#).