

---

# Learning to Extrapolate Knowledge: Transductive Few-shot Out-of-Graph Link Prediction

---

Jinheon Baek<sup>1</sup>, Dong Bok Lee<sup>1</sup>, Sung Ju Hwang<sup>1,2</sup>  
KAIST<sup>1</sup>, AITRICS<sup>2</sup>, South Korea  
{jinheon.baek, markhi, sjhwang82}@kaist.ac.kr

## Abstract

Many practical graph problems, such as knowledge graph construction and drug-drug interaction prediction, require to handle multi-relational graphs. However, handling real-world multi-relational graphs with Graph Neural Networks (GNNs) is often challenging due to their evolving nature, as new entities (nodes) can emerge over time. Moreover, newly emerged entities often have few links, which makes the learning even more difficult. Motivated by this challenge, we introduce a realistic problem of *few-shot out-of-graph link prediction*, where we not only predict the links between the seen and unseen nodes as in a conventional out-of-knowledge link prediction task but also between the unseen nodes, with only few edges per node. We tackle this problem with a novel transductive meta-learning framework which we refer to as *Graph Extrapolation Networks (GEN)*. GEN meta-learns both the node embedding network for inductive inference (seen-to-unseen) and the link prediction network for transductive inference (unseen-to-unseen). For transductive link prediction, we further propose a stochastic embedding layer to model uncertainty in the link prediction between unseen entities. We validate our model on multiple benchmark datasets for knowledge graph completion and drug-drug interaction prediction. The results show that our model significantly outperforms relevant baselines for out-of-graph link prediction tasks.<sup>1</sup>

## 1 Introduction

Graphs have a strong expressive power to represent structured data, as they can model data into a set of nodes (objects) and edges (relations). To exploit the graph-structured data which works on a non-Euclidean domain, several recent works propose graph-based neural architectures, referred to as *Graph Neural Networks (GNNs)* [8, 22]. While early works mostly deal with simple graphs with unlabeled edges, recently proposed relation-aware GNNs [39, 40] consider multi-relational graphs with labels and directions on the edges. These multi-relational graphs expand the application of GNNs to more real-world domains such as natural language understanding [27], modeling protein structure [13], drug-drug interaction prediction [67], retrosynthesis planning [42], to name a few.

Among multi-relational graphs, *Knowledge Graphs (KGs)*, which represent knowledge bases (KBs) such as Freebase [2] and WordNet [28], receive the most attention. They represent entities as nodes and relations among the entities as edges, in the form of a triplet: (*head entity, relation, tail entity*) (e.g. (*Louvre museum, is located in, Paris*)). Although knowledge graphs in general contain a huge amount of triplets, they are well known to be highly incomplete [29]. Therefore, automatically completing knowledge graphs, which is known as the *link prediction* task, is a practically important problem for KGs. Prior works tackle this problem, i.e. inferring missing triplets, by learning embeddings of entities and relations from existing triplets, and achieve impressive performances [4, 62, 9, 32, 31].

---

<sup>1</sup>Code is available at <https://github.com/JinheonBaek/GEN>

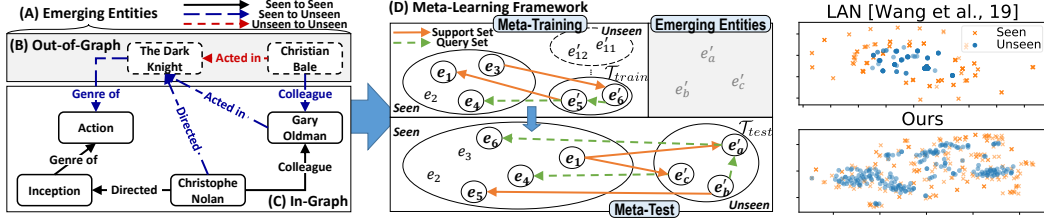


Figure 1: **Concept (Left)**: An illustration of Out-of-Graph link prediction for emerging entities. Blue dotted arrows denote inferred relationships between seen and unseen entities, and red dotted arrows denote inferred relationships between unseen entities. **(Center)**: An illustration of our meta-learning framework for the Out-of-Graph link prediction task. Orange arrows denote the support (training) set and green dotted arrows denote the query (test) set. **Visualization of the learned embeddings (Right)**: Our transductive GEN embeds the unseen entities on the manifold of seen entities, while the baseline [53] embeds the unseen entities off the manifold.

Despite such success, the link prediction for KGs in real-world scenarios remains challenging for a couple of reasons. First, knowledge graphs dynamically evolve over time, rather than staying static. Shi and Wenginger [41] report that around 200 new entities emerge every day. Predicting links on these emerging entities pose a new challenge, especially when predicting the links between emerging (unseen) entities themselves. Moreover, real-world KGs generally exhibit long-tail distributions, where a large portion of the entities have only few triplets (See Figure 2). The embedding-based methods, however, usually assume that a sufficient number of associative triplets exist for training, and cannot embed unseen entities. Thus they are highly suboptimal for learning and inference on evolving real-world graphs.

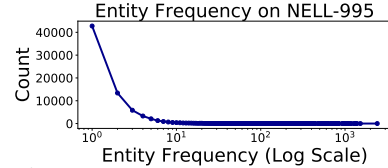


Figure 2: Entity frequency distribution.

Motivated by the limitations of existing approaches, we introduce a realistic problem of *Few-Shot Out-of-Graph* (OOG) link prediction for emerging entities. In this task, we not only predict the links between seen and unseen entities but also between the *unseen entities* themselves (Figure 1, left). To this end, we propose a novel meta-learning framework for OOG link prediction, which we refer to as *Graph Extrapolation Networks (GENs)* (Figure 1, center). GENs are meta-learned to extrapolate the knowledge from seen to unseen entities, and transfer knowledge from entities with many to few links.

Specifically, given embeddings of the seen entities for a multi-relational graph, we meta-train two GNNs to predict the links between seen-to-unseen, and unseen-to-unseen entities. The first GNN, *inductive GEN*, learns to embed the unseen entities that are not observed, and predicts the links between seen and unseen entities. The second GNN, *transductive GEN*, learns to predict the links not only between seen and unseen entities, but also between unseen entities themselves. This transductive inference is possible since our meta-learning framework can simulate the unseen entities during meta-training, while they are unobservable in conventional learning schemes. Also, since link prediction for unseen entities is inherently unreliable, which gets worse when few triplets are available for each entity, we learn the distribution of unseen representations for stochastic embedding to account for the uncertainty. Further, we apply a transfer learning strategy to model the long-tail distribution. These lead GEN to represent the unseen entities that are well aligned with the seen entities (Figure 1, right).

We validate GENs for their OOG link prediction performance on three knowledge graph completion datasets, namely FB15K-237 [2], NELL-995 [60], and WN18RR [9]. We also validate GENs for OOG drug-drug interaction prediction task on DeepDDI [36] and BIOSNAP-sub [68] datasets. The experimental results on five datasets show that our model significantly outperforms the baselines, even when they are retrained from scratch with unseen entities considered as seen entities. Further analysis of each component shows that both inductive and transductive layers of GEN help with the accurate link prediction for OOG entities. In sum, our main contributions are summarized as follows:

- We tackle a realistic problem setting of **few-shot out-of-graph link prediction**, aiming to perform link prediction not only between seen and unseen entities but also among unseen entities for multi-relational graphs that exhibit long-tail distributions, where each entity has only few triplets.
- To tackle this problem, we propose a **novel meta-learning framework**, Graph Extrapolation Network (GEN), which meta-learns the node embeddings for unseen entities, to obtain low error on link prediction for both seen-to-unseen (inductive) and unseen-to-unseen (transductive) cases.
- We validate GEN for few-shot out-of-graph link prediction tasks on **five benchmark datasets** for **knowledge graph completion** and **drug-drug interaction prediction**, on which it significantly outperforms relevant baselines, even when they are retrained with the unseen entities.

## 2 Related Work

**Graph Neural Network** Existing Graph Neural Networks (GNNs) encode the nodes by aggregating the features from the neighboring nodes, that use recurrent neural networks [16, 38], mean pooling with layer-wise propagation rules [22, 18], learnable attention-weighted combinations of the features [50, 33], to name a few. While most of the existing models work with simple undirected graphs, some recently proposed models tackle the multi-relational graphs for their practical importance. Directed-GCN [27] and Weighted-GCN [40] consider direction and relation types, respectively. Also, R-GCN [39] simultaneously considers direction and relation types. Similarly, MPNN [15] uses the edge-conditioned convolution to reflect the information on the edge types between nodes. Recently, Vashishth et al. [49] propose to jointly embed nodes and relations in a multi-relational graph. Since our GEN is a general framework for out-of-graph link prediction rather than a specific GNN architecture, it is compatible with any GNN implementations for multi-relational graphs.

**Meta Learning** Meta-learning, whose objective is to generalize over the distribution of tasks, is an essential approach for our few-shot out-of-graph link prediction framework, where we simulate the unseen nodes with a subset of training nodes. To mention a few, metric-based approaches [51, 43] learn a shared metric space to minimize the distance between correct and instance embeddings. On the other hand, gradient-based approaches [12, 34] learn shared parameters for initialization, to generalize over diverse tasks in a bi-level optimization framework. A few recent works consider meta-learning with GNNs, such as Satorras and Estrach [37] and Liu et al. [24] propose to meta-learn the GNNs for few-shot image classification, and Zhou et al. [66], Ding et al. [10] and Lan et al. [23] propose to meta-learn the GNNs for few-shot node classification. Further, Meta-Graph [5] proposes to construct graphs over the seen nodes, with only a small sample of known unlabeled edges.

**Multi-relational Graph** A popular application of multi-relation graphs is Knowledge Graph (KG) completion. Previous methods for this problem can be broadly classified as translational distance based [4, 55], semantic matching based [62, 48], convolutional neural network based [32, 9], and graph neural network based methods [39, 31]. While they require a large number of training instances to embed nodes and edges in a graph, many real-world graphs exhibit long-tail distributions. Few-shot relational learning methods tackle this issue by learning few relations of seen entities [61, 6, 63]. Nonetheless, the problem becomes more difficult as real-world graphs have an evolving nature with new emerging entities. Several models [59, 56] tackle this problem by utilizing extra information about the entities, such as their textual description. Furthermore, some recent methods [17, 53, 1] propose to handle unseen entities in an inductive manner, to generate embeddings for unseen entities without re-training the entire model from scratch. However, since they can not simulate the unseen entities in the training phase, there are some fundamental limitations on the generalization for handling actual unseen entities. On the other hand, our method entirely tackles both of seen-to-unseen and unseen-to-unseen link prediction, under the transductive meta-learning framework that simulates the unseen entities during training. Drug-Drug Interaction (DDI) prediction is another important real-world application of multi-relational graphs, where the problem is to predict interactions between drugs. Recently, Zitnik et al. [67] and Ma et al. [26] propose end-to-end GNNs to tackle this problem, which demonstrate comparatively better performances over non-GNN methods [52, 64, 65].

## 3 Few-Shot Out-of-Graph Link Prediction

Our goal is to perform link prediction for emerging entities of multi-relational graphs, in which a large portion of the entities have only few triplets associated with them. We begin with the definitions of the multi-relational graph and the link prediction task, which we formalize as follows:

**Definition 3.1 (Multi-relational Graph).** Let  $\mathcal{E}$  and  $\mathcal{R}$  be two sets of entities and relations respectively. Then a link is defined as a triplet  $(e_h, r, e_t)$ , where  $e_h, e_t \in \mathcal{E}$  are the head and the tail entity, and  $r \in \mathcal{R}$  is a specific type of relation between the head and tail entities. A multi-relational graph  $\mathcal{G}$  is represented as a collection of triplets. That is denoted as follows:  $\mathcal{G} = \{(e_h, r, e_t)\} \subseteq \mathcal{E} \times \mathcal{R} \times \mathcal{E}$ .

**Definition 3.2 (Link Prediction).** Link prediction refers to the task of predicting an unknown item of a triplet, when given two other items. We consider both of the entity prediction and relation prediction tasks. Entity prediction refers to the problem of predicting an unknown entity  $e \subseteq \mathcal{E}$ , given the entity and the relation:  $(e_h, r, ?)$  or  $(?, r, e_t)$ . Relation prediction refers to the problem of predicting an unknown relation  $r \subseteq \mathcal{R}$ , given the head and tail entities:  $(e_h, ?, e_t)$ .

**Link prediction for multi-relational graphs** *Link prediction* is essentially the problem of assigning high scores to the true triplets, and therefore, many existing methods use score function  $s(e_h, r, e_t)$  to measure the score of a given triplet, where the inputs depend on their respective embeddings (see Table 1). As a result, the objective of the link prediction is to find the representation of triplet elements and the function parameters in a parametric model case, which maximize the score of the true triplets. Which embedding methods to use depends on their specific application domains. However, existing works mostly tackle the link prediction between *seen* entities that already exist in the given multi-relational graph. In this work, we tackle a task of *few-shot Out-of-Graph (OOG)* link prediction formally defined as follows:

**Definition 3.3 (Few-Shot Out-of-Graph Link Prediction).** *Given a graph  $\mathcal{G} \subseteq \mathcal{E} \times \mathcal{R} \times \mathcal{E}$ , an unseen entity is an entity  $e' \in \mathcal{E}'$ , where  $\mathcal{E} \cap \mathcal{E}' = \emptyset$ . Then, out-of-graph link prediction is the problem of performing link prediction on  $(e', r, ?)$ ,  $(?, r, e')$ ,  $(e', ?, \tilde{e})$ , or  $(\tilde{e}, ?, e')$ , where  $\tilde{e} \in (\mathcal{E} \cup \mathcal{E}')$ . We further assume that each unseen entity  $e'$  is associated with  $K$  triplets:  $|\{(e', r, \tilde{e}) \text{ or } (\tilde{e}, r, e')\}| \leq K$  and  $\tilde{e} \in (\mathcal{E} \cup \mathcal{E}')$ , where  $K$  is a small number (e.g. 1 or 3).*

While few existing works [17, 53, 1] tackle the entity prediction between seen and unseen entities, in real-world settings, unseen entities do not emerge one by one but may emerge simultaneously as a set, with only few triplets available for each entity. Thus, they are highly suboptimal in handling such real-world scenarios, such as few-shot out-of-graph link prediction which we tackle in this work.

## 4 Learning to Extrapolate Knowledge with Graph Extrapolation Networks

We now introduce *Graph Extrapolation Networks (GENs)* for the out-of-graph (OOG) link prediction task. Since most of the previous methods assume that every entity in the test set is *seen* during training, they cannot handle *emerging* entities, which are unobserved during training. While few existing works [17, 53, 1] train for seen-to-seen link prediction with the hope that the models generalize on seen-to-unseen cases, they are suboptimal in handling unseen entities. Therefore, we use the *meta-learning* framework to handle the OOG link prediction problem, whose goal is to train a model over a distribution of tasks such that the model generalizes well on unseen tasks. Figure 1 illustrates our learning framework. Basically, we meta-train GEN which performs both inductive and transductive inference on various simulated test sets of OOG entities, such that it *extrapolates* the knowledge of existing graphs to any unseen entities. We describe the framework in detail in next few paragraphs.

**Learning Objective** Suppose that we are given a multi-relational graph  $\mathcal{G} \subseteq \mathcal{E} \times \mathcal{R} \times \mathcal{E}$ , which consists of seen entities  $e \in \mathcal{E}$  and relations  $r \in \mathcal{R}$ . Then, we aim to represent the unseen entities  $e' \in \mathcal{E}'$  over a distribution  $p(\mathcal{E}')$ , by extrapolating the knowledge on a given graph  $\mathcal{G}$ , to predict the links between seen and unseen entities:  $(e, r, e')$  or  $(e', r, e)$ , or even between unseen entities themselves:  $(e', r, e')$ . Toward this goal, we have to maximize the score of a true triplet  $s(e_h, r, e_t)$  that contains any unseen entities  $e'$  to rank it higher than all the other false triplets, with embedding and score function parameters  $\theta$  denoted as follows:

$$\max_{\theta} \mathbb{E}_{e' \sim p(\mathcal{E}')} [s(e', r, \tilde{e}; \theta) \text{ or } s(\tilde{e}, r, e'; \theta)], \quad \text{where } \tilde{e} \in (\mathcal{E} \cup \mathcal{E}') \text{ and } e' \in \mathcal{E}'. \quad (1)$$

While this is a seemingly impossible goal as it involves generalization to real unseen entities, we can tackle it with meta-learning by simulating unseen entities during training, which we describe next.

**Meta-Learning Framework** While conventional learning frameworks can not handle unseen entities in the training phase, with meta-learning, we can formulate a set of tasks such that the model learns to generalize over unseen entities, which are simulated using seen entities. To formulate the OOG link prediction problem into a meta-learning problem, we first randomly split the entities in a given graph into the meta-training set for simulated unseen entities, and the meta-test set for real unseen entities. Then, we generate a task by sampling the set of simulated unseen entities during meta-training, for the learned model to generalize over actual unseen entities (See Figure 1, center).

Formally, each task  $\mathcal{T}$  over a distribution  $p(\mathcal{T})$  corresponds to a set of unseen entities  $\mathcal{E}_{\mathcal{T}} \subset \mathcal{E}'$ , with a predefined number of instances  $|\mathcal{E}_{\mathcal{T}}| = N$ . Then we divide the triplets associative with each entity  $e'_i \in \mathcal{E}_{\mathcal{T}}$  into the support set  $\mathcal{S}_i$  and the query set  $\mathcal{Q}_i$ :  $\mathcal{T} = \bigcup_{i=1}^N \mathcal{S}_i \cup \mathcal{Q}_i$ , where

Table 1: Score functions for multi-relational graphs, where  $\oplus$  denotes concatenation.

Model	Score Function	Domain
TransE [4]	$-\ e_h + r - e_t\ _2$	Knowledge Graph
DistMult [62]	$\langle e_h, r, e_t \rangle$	Knowledge Graph
Linear [15]	$r(e_h \oplus e_t)$	Drug Interaction

---

**Algorithm 1** Meta-Learning of GEN
 

---

**Require:** Distribution over training tasks  $p(\mathcal{T}_{train})$

**Require:** Learning rate for meta-update  $\alpha$

- 1: Initialize parameters  $\Theta = \{\theta, \theta_\mu, \theta_\sigma\}$
  - 2: **while** not done **do**
  - 3:   Sample a task  $\mathcal{T} \sim p(\mathcal{T}_{train})$
  - 4:   **for all**  $e'_i \in \mathcal{T}$  **do**
  - 5:     Sample support and query sets  $\{\mathcal{S}_i, \mathcal{Q}_i\}$  correspond to  $e'_i$
  - 6:     Inductively generate using (3):  $\phi_i = f_\theta(\mathcal{S}_i)$
  - 7:   **end for**
  - 8:   **for all**  $e'_i \in \mathcal{T}$  **do**
  - 9:     Transductively generate using (4):  $\mu_i = g_{\theta_\mu}(\mathcal{S}_i, \phi)$  and  $\sigma_i = g_{\theta_\sigma}(\mathcal{S}_i, \phi)$
  - 10:     Sample  $\phi'_i \sim \mathcal{N}(\mu_i, \text{diag}(\sigma_i^2))$
  - 11:   **end for**
  - 12:   Update  $\Theta \leftarrow \Theta - \alpha \nabla_{\Theta} \sum_i \mathcal{L}(\mathcal{Q}_i; \phi'_i)$  using (6)
  - 13: **end while**
- 

$\mathcal{S}_i = \{(e'_i, r_j, \tilde{e}_j) \text{ or } (\tilde{e}_j, r_j, e'_i)\}_{j=1}^K$  and  $\mathcal{Q}_i = \{(e'_i, r_j, \tilde{e}_j) \text{ or } (\tilde{e}_j, r_j, e'_i)\}_{j=K+1}^{M_i}$ ;  $\tilde{e}_j \in (\mathcal{E} \cup \mathcal{E}')$ .  $K$  is the few-shot size, and  $M_i$  is the number of triplets associated with each unseen entity  $e'_i$ . Our meta-objective is then learning to represent the unseen entities as  $\phi$  using a support set  $\mathcal{S}$  with a meta-function  $f$ , to maximize the triplet score on a query set  $\mathcal{Q}$  with a score function  $s$  as follows:

$$\max_{\theta} \mathbb{E}_{\mathcal{T} \sim p(\mathcal{T})} \left[ \frac{1}{N} \sum_{i=1}^N \frac{1}{|\mathcal{Q}_i|} \sum_{j=K+1}^{M_i} s(e'_i, r_j, \tilde{e}_j; \phi_i, \theta) \text{ or } s(\tilde{e}_j, r_j, e'_i; \phi_i, \theta) \right], \phi_i = f_\theta(\mathcal{S}_i). \quad (2)$$

We refer to this specific setting as *K-shot out-of-graph (OOG) link prediction* throughout this paper. Once the model is trained with the meta-training tasks  $\mathcal{T}_{train}$ , we can apply it to unseen meta-test tasks  $\mathcal{T}_{test}$ , whose set of entities is disjoint from  $\mathcal{T}_{train}$ , as shown in the center of Figure 1.

**Graph Extrapolation Networks** In order to extrapolate knowledge of a given graph  $\mathcal{G}$  to an unseen entity  $e'_i$  through a support set  $\mathcal{S}_i$ , we propose a GNN-based meta-learner that outputs the representation of unseen entities. We formulate our meta-learner  $f_\theta(\cdot)$  as follows (Figure 3-Inductive):

$$f_\theta(\mathcal{S}_i) = \frac{1}{K} \sum_{(r,e) \in n(\mathcal{S}_i)} \mathbf{W}_r C_{r,e}, \quad (3)$$

where  $n(\cdot)$  is a set of neighboring entities and relations:  $n(\mathcal{S}_i) = \{(r, e) \mid (e'_i, r, e) \text{ or } (e, r, e'_i) \in \mathcal{S}_i\}$ . Further,  $K$  is a size of  $n(\mathcal{S}_i)$ ,  $\mathbf{W}_r \in \mathbb{R}^{d \times 2d}$  is a relation-specific transformation matrix that is meta-learned, and  $C_{r,e} \in \mathbb{R}^{2d}$  is a concatenation of feature representations of the relation-entity pair. Since GEN is essentially a framework for OOG link prediction, it is compatible with any GNNs.

**Transductive Meta-Learning of GENs** The previously described *inductive* GEN constructs the representation of each unseen entity  $e'_i$  through a support set  $\mathcal{S}_i$ , and then performs link prediction on a query set  $\mathcal{Q}_i$ , independently. A major drawback of this inductive scheme is that it does not consider the relationships between *unseen* entities. However, to tackle unseen entities simultaneously as a set, one should consider not only the relationships between seen and unseen entities as with the inductive GEN, but also among unseen entities themselves. To tackle this issue, we extend the inductive GEN to further perform a transductive inference, which will allow knowledge to propagate between unseen entities (see Section E of the Appendix for further discussions on inductive and transductive GENs).

More specifically, we add one more GEN layer  $g_\theta(\cdot)$ , which is similar to the inductive meta-learner  $f_\theta(\cdot)$ , to consider inter-relationships between unseen entities (Figure 3-Transductive):

$$g_\theta(\mathcal{S}_i, \phi) = \frac{1}{K} \sum_{(r,e) \in n(\mathcal{S}_i)} \mathbf{W}'_r C_{r,e} + \mathbf{W}_0 \phi_i, \quad (4)$$

where  $\mathbf{W}_0 \in \mathbb{R}^{d \times d}$  is a weight matrix for the self-connection to consider the embedding  $\phi_i$ , which is updated by the previous inductive layer  $f_\theta(\mathcal{S}_i)$ . To leverage the knowledge of neighboring *unseen* entities, our transductive layer  $g_\theta(\cdot)$  aggregates the representations across all the neighbors with a weight matrix  $\mathbf{W}'_r \in \mathbb{R}^{d \times 2d}$ , where neighbors can include the unseen entities with embeddings  $\phi$ , rather than treating them as noises or ignoring them as zero vectors like a previous inductive scheme.

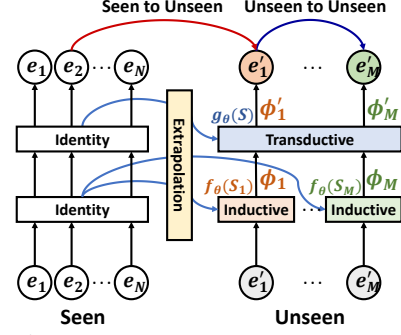


Figure 3: The overall framework of our model for each task. We extrapolate knowledge by using a support set  $\mathcal{S}$  with inductive and transductive learning, and then predict links with the output embedding  $\phi'$ .

**Stochastic Inference** A naive transductive GEN generalizes to the unseen entities by simulating them with the seen entities during meta-training. However, due to the intrinsic unreliability of few-shot OOG link prediction with each entity having only few triplets, there could be high uncertainties on the representations of unseen entities. To model such uncertainties, we *stochastically* embed the unseen entities by learning the distribution over an unseen entity embedding  $\phi'_i$ . To this end, we first assume that the true posterior distribution has a following form:  $p(\phi'_i | \mathcal{S}_i, \phi)$ . Since computation of the true posterior distribution is intractable, we approximate the posterior using  $q(\phi'_i | \mathcal{S}_i, \phi) = \mathcal{N}(\phi'_i | \mu_i, \text{diag}(\sigma_i^2))$ , and then compute the mean and variance via two individual transductive GEN layers:  $\mu_i = g_{\theta_\mu}(\mathcal{S}_i, \phi)$  and  $\sigma_i = g_{\theta_\sigma}(\mathcal{S}_i, \phi)$ , which modifies the GraphVAE [21] to our setting. The form to maximize the score function  $s$  is then defined as follows:

$$s(e_h, r, e_t) = \frac{1}{L} \sum_{l=1}^L s(e_h, r, e_t; \phi'^{(l)}, \theta), \quad \phi'^{(l)} \sim q(\phi' | \mathcal{S}, \phi). \quad (5)$$

where we set the MC sample size to  $L = 1$  during meta-training for computational efficiency. Also, we perform MC approximation with a sufficiently large sample size (e.g.  $L = 10$ ) at meta-test. We let the approximate posterior same as the prior to make the consistent pipeline at training and test (see Sohn et al. [44]). We also model the source of uncertainty on the output embedding of an unseen entity from the transductive GEN layer via Monte Carlo dropout [14]. Our final *GEN* is then trained for both the inductive and transductive steps with stochastic inference, as described in Algorithm 1.

**Loss Function** Each task  $\mathcal{T}$  that corresponds to a set of unseen entities  $\mathcal{E}_{\mathcal{T}} \subset \mathcal{E}'$  consists of a support set and a query set:  $\mathcal{T} = \{\mathcal{S}, \mathcal{Q}\}$ . During training, we represent the embeddings of unseen entities  $e'_i \in \mathcal{E}_{\mathcal{T}}$  using the support set  $\mathcal{S}$  with GENs. After that, at the test time, we use the true labeled query set  $\mathcal{Q}_i$  to optimize our GENs. Since every query set contains only positive triplets, we perform negative sampling [4, 62] to update a meta-learner by allowing it to distinguish positive from negative triplets. Specifically, we replace the entity of each triplet in the query set:  $\mathcal{Q}_i^- = \{(e'_i, r, e^-) \text{ or } (e^-, r, e'_i) | e^- \in \mathcal{E}\}$ , where  $e^-$  is the corrupted entity. In this way,  $\mathcal{Q}_i^-$  holds negative samples for an unseen entity  $e'_i$ . We then use hinge loss to optimize our model as follows:

$$\mathcal{L}(\mathcal{Q}_i) = \sum_{(e_h, r, e_t) \in \mathcal{Q}_i} \sum_{(e_h, r, e_t)^- \in \mathcal{Q}_i^-} \max\{\gamma - s^+(e_h, r, e_t) + s^-(e_h, r, e_t)^-, 0\}, \quad (6)$$

where  $\gamma > 0$  is a margin hyper-parameter, and  $s$  is a specific score function in Table 1.  $s^+$  and  $s^-$  denote the scores of positive and negative triplets, respectively. Notably, for the drug-drug interaction predict task, we follow Ryu et al. [36] to optimize our model, where binary cross-entropy loss is calculated for each label, with a sigmoid output of the linear score function in Table 1.

**Meta-Learning for Long-Tail Tasks** Since many real-world graphs follow the long-tail distributions (See Figure 2), it would be beneficial to transfer the knowledge from entities with many links to entities with few links. To this end, we follow a transfer learning scheme similar to Wang et al. [54]. Specifically, we start to learn the model with many shot cases, and then gradually decrease the number of shots to few shot cases in a logarithmic scale (see Section B of the Appendix for details).

## 5 Experiment

We validate GENs on few-shot out-of-graph (OOG) link prediction for two different domains of multi-relational graphs: knowledge graph (KG) completion and drug-drug interaction (DDI) prediction.

### 5.1 Knowledge Graph Completion

**Datasets** For knowledge graph completion datasets, we consider OOG *entity prediction*, whose goal is to predict the other entity given an unseen entity and a relation. **1) FB15k-237.** This dataset [47] consists of 310, 116 triplets from 14, 541 entities and 237 relations, which is collected via crowdsourcing. **2) NELL-995.** This dataset [60] consists of 154, 213 triplets from 75, 492 entities and 200 relations, which is collected by a lifelong learning system [30]. Since existing benchmark datasets do not target OOG link prediction, they assume that all entities given at the test time are seen during training. Therefore, we modify these two datasets such that the triplets used for link prediction at the test time contain at least one unseen entity (see Appendix A.1 for the detailed datasets modification setup). **3) WN18RR.** This dataset [9] consists of 93, 003 triplets from 40, 943 entities and 11 relations extracted from WordNet [28]. Particularly, this dataset includes the unseen

Table 2: The results of 1- and 3-shot OOG link prediction on FB15k-237 and NELL-995. \* means training a model within our meta-learning framework. Bold numbers denote the best results.

Model		FB15k-237								NELL-995							
		MRR		H@1		H@3		H@10		MRR		H@1		H@3		H@10	
		1-S	3-S	1-S	3-S	1-S	3-S	1-S	3-S	1-S	3-S	1-S	3-S	1-S	3-S	1-S	3-S
Seen to Seen	TransE [4]	.053	.048	.034	.026	.050	.050	.082	.077	.009	.010	.002	.002	.007	.008	.020	.021
	DistMult [62]	.017	.014	.010	.009	.019	.014	.029	.022	.017	.016	.009	.008	.017	.017	.029	.028
	R-GCN [39]	.008	.006	.004	.003	.007	.005	.011	.010	.004	.004	.001	.001	.003	.003	.007	.006
Seen to Seen (with Support Set)	TransE [4]	.071	.120	.023	.057	.086	.137	.159	.238	.071	.118	.037	.061	.079	.132	.129	.223
	DistMult [62]	.059	.094	.034	.053	.064	.101	.103	.172	.075	.134	.045	.083	.083	.143	.131	.233
	Complex [48]	.062	.104	.037	.058	.067	.114	.110	.188	.069	.124	.045	.077	.071	.134	.117	.213
	RotatE [45]	.063	.115	.039	.069	.071	.131	.105	.200	.054	.112	.028	.060	.064	.131	.104	.209
	R-GCN [39]	.099	.140	.056	.082	.104	.154	.181	.255	.112	.199	.074	.141	.119	.219	.184	.307
Seen to Unseen	MEAN [17]	.105	.114	.052	.058	.109	.119	.207	.217	.158	.180	.107	.124	.173	.189	.263	.296
	LAN [53]	.112	.112	.057	.055	.118	.119	.214	.218	.159	.172	.111	.116	.172	.181	.255	.286
	GMatching [61]	.093	.105	.061	.061	.100	.112	.146	.183	.060	.079	.051	.059	.063	.097	.076	.106
	MetaR [6]	.076	.084	.043	.041	.084	.093	.133	.164	.092	.096	.059	.060	.107	.115	.154	.166
	FSRL [63]	.097	.090	.065	.058	.104	.096	.156	.150	.067	.085	.054	.064	.068	.095	.091	.126
Ours	GMatching* [61]	.224	.238	.157	.168	.249	.263	.352	.372	.120	.139	.074	.092	.136	.151	.215	.235
	MetaR* [6]	.294	.316	.223	.235	.318	.341	.441	.492	.177	.213	.104	.145	.217	.247	.315	.352
	FSRL* [63]	.255	.259	.187	.186	.279	.281	.391	.404	.130	.161	.075	.106	.145	.181	.253	.275
	I-GEN	.348	.367	.270	.281	.382	.407	.504	.537	.278	.285	.206	.214	.313	.322	.416	.426
	T-GEN	<b>.367</b>	<b>.382</b>	<b>.282</b>	<b>.289</b>	<b>.410</b>	<b>.430</b>	<b>.530</b>	<b>.565</b>	<b>.282</b>	<b>.291</b>	<b>.209</b>	<b>.217</b>	<b>.320</b>	<b>.333</b>	<b>.421</b>	<b>.433</b>

entities in validation and test sets, which overlaps with the 16 triplets to evaluate on a query set during meta-test. Therefore, we compare models only on these 16 triplets. Detailed descriptions of each dataset are reported in the Appendix A.1.

**Baselines and our models** 1) **TransE**, 2) **RotatE**. Translation distance based embedding methods for multi-relational graphs [4, 45]. 3) **DistMult**, 4) **Complex**. Semantic matching based embedding methods [62, 48]. 5) **R-GCN**. GNN-based method for modeling multi-relational data [39]. 6) **MEAN**, 7) **LAN**. GNN-based methods for a out-of-knowledge base task, which tackle unseen entities without meta-learning [17, 53]. 8) **GMatching**, 9) **MetaR**, 10) **FSRL**. Link prediction methods for unseen relations of *seen entities*, which we further train with our meta-learning framework [61, 6, 63]. 11) **I-GEN**. An inductive version of our GEN which is meta-learned to embed an unseen entity. 12) **T-GEN**. A transductive version of GEN, with additional stochastic transductive GNN layers to predict the link between unseen entities. We report detailed descriptions in the Appendix A.2.

**Implementation Details** 1) **Seen to Seen**. This scheme only trains seen-to-seen triplets from a meta-training set, without including unseen entities on a meta-test set. 2) **Seen to Seen (with Support Set)**. Following Xiong et al. [61], this scheme trains seen-to-seen link prediction baselines including support triplets of meta-validation and meta-test sets with unseen entities, since baselines are unable to solve the completely unseen entities at the test time. 3) **Seen to Unseen**. This scheme tackles the link prediction for unseen entities without meta-learning [17, 53], or link prediction for unseen relations of seen entities with meta-learning [61, 6, 63]. 4) **Ours**. Our meta-learning framework trains models only with a meta-training set, where we generate OOG entities using the episodic training [43]. For both I-GEN and T-GEN, we use **DistMult** for the initial embeddings of entities and relations, and the score function. We report detailed experimental setups in the Appendix A.3.

**Evaluation Metrics** For evaluation, we use the ranking procedure by Bordes et al. [3]. For a triplet with an *unseen* head entity, we replace its corresponding tail entity with candidate entities from the dictionary to construct corrupted triplets. Then, we rank all the triplets, including the correct and corrupted ones by a scoring measure, to obtain a rank of the correct triplet. We provide the results using mean reciprocal rank (**MRR**) and Hits at  $n$  (**H@n**). Moreover, as done in previous works [4, 39], we measure the ranks in a filtered setting, where we do not consider triplets that appeared in either training, validation, or test sets. Finally, for a fair evaluation [46], we validate our models on different evaluation protocols, across which performances of our models remain consistent.

**Main Results** Table 2 shows that our I- and T-GEN outperform all baselines by impressive margins. Baseline models work poorly on emerging entities, even when they have seen the entities during training (with Support Set in Table 2). However, in our meta-learning framework, our GENs show superior performances over the baselines, even with a 1-shot setting. Moreover, while unseen relation prediction baselines achieve extremely low performances compared to our GENs, we train baselines in our meta-learning framework and obtain significantly improved results. However, their performances are still substantially lower than GENs, which shows that GEN’s dedicated embedding layers for seen-to-unseen and unseen-to-unseen link prediction are more effective for OOG link prediction.

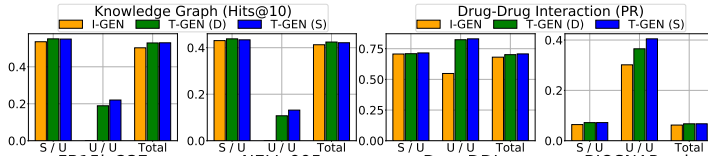


Figure 4: The results of seen to unseen (S/U), unseen to unseen (U/U) and total link prediction of I- and T-GEN with deterministic (D) and stochastic (S) modeling on KG completion and DDI prediction tasks.

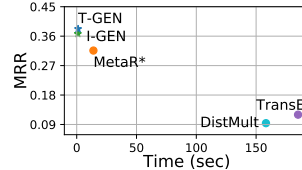


Figure 5: 3-shot OOG link prediction results, reported with MRR over training time.

**Analysis on Seen to Unseen and Unseen to Unseen** We observe that T-GEN outperforms I-GEN on both datasets by all evaluation metrics in Table 2. To see where the performance improvement comes from, we further examine the link prediction results for seen-to-unseen and unseen-to-unseen cases. Figure 4 shows that T-GEN obtains significant performance gain on the unseen-to-unseen link prediction problems, whereas I-GEN mostly cannot handle the unseen-to-unseen case as it does not consider the relationships between unseen nodes. Further, T-GEN with stochastic inference obtains even higher unseen-to-unseen link prediction performances, over deterministic T-GEN, which shows that modeling uncertainty in the latent embedding space of the unseen entities is effective.

**Efficiency of Meta-Learning** To demonstrate the efficiency of our meta-learning framework that embeds unseen entities without additional re-training, we compare GENs against models trained from scratch including unseen entities, for 3-shot OOG link prediction on FB15k-237. Figure 5 shows that GENs largely outperform baselines with a fraction of time required to embed unseen entities. Also, MetaR trained in our meta-learning framework is slower since it uses additional gradient information. This shows that GENs are efficient and generalize well to unseen entities with effective GNN layers.

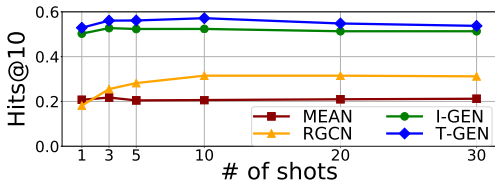


Figure 6: Diverse shots link prediction results with baselines and GENs on KG completion tasks.

	(Training) 1-Shot			(Training) 3-Shot		
Test	MRR	H@1	H@10	MRR	H@1	H@10
1-S	.367	.282	.530	.346	.262	.507
3-S	<b>.377</b>	<b>.288</b>	.556	<b>.382</b>	<b>.289</b>	.565
5-S	.362	.266	<b>.562</b>	.370	.269	<b>.570</b>
R-S	.375	.287	.548	.373	.282	.547

Table 3: Cross-shot learning results of T-GEN on KG completion tasks, by varying training and test shots.

**Robustness on Many Shots** While we mostly target a long-tail graph with the majority of entities having few links, our method works well on many-shot cases as well (Figure 6), on which GENs still largely outperform the baselines, even though R-GCN sees the unseen entities during training.

**Robustness on Varying Shots** We experiment our GEN with varying the number of shots by considering 1-, 3-, 5-, and random-shot (R-S: between 1 and 5) during meta-training and meta-test. Table 3 shows that differences in the number of shots used for training and test does not significantly affect the performance, which demonstrates the robustness of GENs on varying shots at test time. Moreover, our model trained on a 1-shot setting obtains even better performance on a 3-shot setting.

Model	WN18RR		
	MRR	H@1	H@10
DistMult [62]	.000	.000	.000
TransE [4]	.011	.000	.031
MetaR* [6]	.066	.063	.063
I-GEN	<b>.125</b>	<b>.125</b>	<b>.125</b>

Table 4: 1-shot OOG link prediction results on WN18RR for unseen entities.

Model	SI	Seen to Unseen		Unseen to Unseen	
		MRR	H@3	MRR	H@3
T-GEN	O	<u>.379</u>	<u>.424</u>	<b>.185</b>	<b>.187</b>
w/o transfer strategy	O	.374	.414	.183	.175
w/o pretrain	O	.361	.400	.168	.164
w/o stochastic inference	X	<b>.384</b>	<b>.425</b>	.153	.158
w/o transductive scheme	X	.366	.403	.000	.000

Table 5: Ablation study of T-GEN on FB15k-237. SI means whether to apply stochastic inference.

**Results on Unseen Entities for WN18RR** As previously mentioned, WN18RR dataset includes a small number of unseen entities in the test set. Therefore, we validate GEN only against test triplets that contain unseen entities in the test set. Table 4 shows that our GEN can improve the performance of out-of-graph link prediction even on this benchmark dataset.

**Ablation Study** We conduct an ablation study of the T-GEN on seen-to-unseen and unseen-to-unseen cases. Table 5 shows that using stochastic inference on the transductive layer helps significantly



improve the unseen-to-unseen link prediction performance. Moreover, the meta-learning strategy of learning on entities with many links and then progressing to entities with few links performs well. Finally, we observe that using pre-trained embedding of a seen graph leads to better performance.

**Qualitative Results** We visualize the output representations of unseen entities with seen entities. Figure 1 (Right) shows that the embeddings of unseen entities are well aligned with the seen entities. Regarding concrete examples of the link prediction on NELL-995, see Section D of the Appendix.

## 5.2 Drug-Drug Interaction

**Datasets** We further validate our GENs on the OOG *relation prediction* task using two public Drug-Drug Interaction (DDI) datasets. **1) DeepDDI.** This dataset [36] consists of 1,861 drugs (entities) and 222,127 drug-drug pairs (triplets) from DrugBank [57], where 113 different relation types are used as labels. **2) BIOSNAP-sub.** This dataset [68, 26] consists of 645 drugs (entities) and 46,221 drug-drug pairs (triplets), where 200 different relation types are used as labels. Similar to the experiments on OOG knowledge graph completion tasks, we modify drug-drug interaction datasets for the OOG link prediction task. We report the detailed setup in Appendix A.1.

**Baselines and our models** **1) MLP.** Feed-forward neural network used in the DDI task [36]. **2) MPNN.** Graph Neural Network that uses edge-conditioned convolution operations [15]. **3) R-GCN.** The same model used in the entity prediction on the KG completion task [39]. **4) I-GEN.** Inductive GEN, which only uses a feature representation of an entity  $e_k$ , instead of a relation-entity pair  $(r_k, e_k)$ . This is because the relation is the prediction target for the DDI tasks. **5) T-GEN.** Transductive GEN with an additional transductive stochastic layer for unseen-to-unseen relation prediction.

**Implementation Details and Evaluation Metrics** For both I-GEN and T-GEN, we use MPNN for the initial embeddings of entities with a linear score function in Table 1. To train baselines, we use the Seen to Seen (with Support Set) scheme as in the KG completion task, where support triplets of meta-validation and meta-test sets are included during training. We report detailed experimental settings in the Appendix A.3. For evaluation, we use the area under the receiver operating characteristic curve (**ROC**), the area under the precision-recall curve (**PR**), and the classification accuracy (**Acc**).

**Main Results** Table 6 shows the Drug-Drug Interaction (DDI) prediction performances of the baselines and GENs. Note that the performances on BIOSNAP-sub are comparatively lower in comparison to DeepDDI, due to the use of the preprocessed input features, as suggested by Ryu et al. [36]. Similar to the KG completion tasks, both I- and T-GEN outperform all baselines by impressive margins in all evaluation metrics. These results demonstrate that our GENs can be easily extended to OOG link prediction for other real-world applications of multi-relational graphs.

Table 6: The results of 3-shot *relation* prediction on DeepDDI and BIOSNAP-sub.

Model	DeepDDI			BIOSNAP-sub		
	ROC	PR	Acc	ROC	PR	Acc
MLP	.928	.476	.528	.597	.034	.049
MPNN [15]	.939	.478	.681	.597	.026	.067
R-GCN [39]	.928	.397	.640	.594	.041	.051
I-GEN	.946	.681	.807	.608	.062	.073
T-GEN	<b>.954</b>	<b>.708</b>	<b>.815</b>	<b>.625</b>	<b>.067</b>	<b>.089</b>

**Analysis on Seen to Unseen and Unseen to Unseen** We also compare the link prediction performance for both seen-to-unseen and unseen-to-unseen cases on two DDI datasets. The rightmost two columns of Figure 4 show that T-GEN obtains superior performance over I-GEN on unseen-to-unseen link prediction cases, especially when utilizing stochastic modeling schemes.

## 6 Conclusion

We formally defined a realistic problem of the *few-shot out-of-graph (OOG)* link prediction task, which considers link prediction not only between seen to unseen (or emerging) entities but also between unseen entities for multi-relational graphs, where each entity comes with only few associative triplets to train. To this end, we proposed a novel meta-learning framework for OOG link prediction, which we refer to as *Graph Extrapolation Network (GEN)*. Under the defined  $K$ -shot learning setting, GENs learn to extrapolate the knowledge of a given graph to unseen entities, with a stochastic transductive layer to further propagate the knowledge between the unseen entities and to model uncertainty in the link prediction. We validated the OOG link prediction performance of GENs on five benchmark datasets, on which proposed model largely outperformed the relevant baselines.

## Broader Impact

Constructing knowledge bases that accurately reflect up-to-date knowledge about the entities and the links between them is crucial for its application in real-world scenarios. However, conventional link prediction methods for knowledge base systems mostly consider static knowledge graph that does not change over time. Yet, as new entities emerge every day [41] (e.g. COVID-19), the ability to dynamically incorporating them into the existing knowledge graph is becoming a significantly important problem, which we mainly tackle in this paper.

As a specific example of our approach, the novel coronavirus, COVID-19, is threatening our lives around the globe. To eradicate the novel coronavirus, we may want to best utilize the accumulated knowledge about existing coronavirus variants [58, 7] by identifying the links between the seen (SARS and MERS) and unseen entities (COVID-19), or the links between unseen entities that have newly emerged (COVID-19 and novel vaccine understudy). The following are more use cases of our proposed out-of-graph link prediction system:

- The proposed meta-learning based few-shot out-of-graph link prediction method can infer and inform the relationship between the entities that describe past coronavirus outbreaks and the current COVID-19 situation.
- Our transductive inference, with stochastic transductive GENS, can lead to finding the relationships among novel entities regarding COVID-19 that rapidly emerge over time, which may allow us to discover meaningful links among them.
- Regarding drug-drug interaction prediction, our method can be further utilized to analyze the side-effects of simultaneously taking novel antiviral drugs for COVID-19 and existing drugs, before the clinical trials.

While we describe the impact of our method on a specific, but significantly important topic, our method can be broadly applied to any real-world applications that require to predict the links which involve unseen entities. While our method obtains significantly better performance over existing methods on out-of-graph link prediction, its prediction performance is yet far from perfect. Thus, the model should be used as a candidate selection tool (Hits@N) when inferring critical information (e.g. drug-drug interaction prediction for COVID-19), and more efforts should be made to develop a reliable system.

## Acknowledgments and Disclosure of Funding

We thank the anonymous reviewers for their constructive comments and suggestions. This work was supported by Samsung Advanced Institute of Technology (SAIT), Seoul R&BD Program (IC190048), National Research Foundation of Korea (NRF) grant funded by the Korea government (MSIT) (NRF-2018R1A5A1059921), and Institute of Information & communications Technology Planning & Evaluation (IITP) grant funded by the Korea government (MSIT) (No.2016-0-00563, Research on Adaptive Machine Learning Technology Development for Intelligent Autonomous Digital Companion, and No.2019-0-00075, Artificial Intelligence Graduate School Program (KAIST)).

## References

- [1] Marjan Albooyeh, Rishab Goel, and Seyed Mehran Kazemi. Out-of-sample representation learning for multi-relational graphs. *arXiv preprint arXiv:2004.13230*, 2020.
- [2] Kurt D. Bollacker, Colin Evans, Praveen Paritosh, Tim Sturge, and Jamie Taylor. Freebase: a collaboratively created graph database for structuring human knowledge. In *Proceedings of the ACM SIGMOD International Conference on Management of Data, SIGMOD 2008, Vancouver, BC, Canada, June 10-12, 2008*, pages 1247–1250, 2008.
- [3] Antoine Bordes, Jason Weston, Ronan Collobert, and Yoshua Bengio. Learning structured embeddings of knowledge bases. In *Proceedings of the Twenty-Fifth AAAI Conference on Artificial Intelligence, AAAI 2011, San Francisco, California, USA, August 7-11, 2011*, 2011.
- [4] Antoine Bordes, Nicolas Usunier, Alberto García-Durán, Jason Weston, and Oksana Yakhnenko. Translating embeddings for modeling multi-relational data. In *Advances in Neural Information*

*Processing Systems 26: 27th Annual Conference on Neural Information Processing Systems 2013. Proceedings of a meeting held December 5-8, 2013, Lake Tahoe, Nevada, United States*, pages 2787–2795, 2013.

- [5] Avishek Joey Bose, Ankit Jain, Piero Molino, and William L. Hamilton. Meta-graph: Few shot link prediction via meta learning. *arXiv preprint arXiv:1912.09867*, 2019.
- [6] Mingyang Chen, Wen Zhang, Wei Zhang, Qiang Chen, and Huajun Chen. Meta relational learning for few-shot link prediction in knowledge graphs. In *Proceedings of the 2019 Conference on Empirical Methods in Natural Language Processing and the 9th International Joint Conference on Natural Language Processing, EMNLP-IJCNLP 2019, Hong Kong, China, November 3-7, 2019*, pages 4216–4225, 2019.
- [7] Zhaowei Chen, Jijia Hu, Zongwei Zhang, Shan Jiang, Shoumeng Han, Dandan Yan, Ruhong Zhuang, Ben Hu, and Zhan Zhang. Efficacy of hydroxychloroquine in patients with covid-19: results of a randomized clinical trial. *medRxiv*, 2020. doi: 10.1101/2020.03.22.20040758.
- [8] Michaël Defferrard, Xavier Bresson, and Pierre Vandergheynst. Convolutional neural networks on graphs with fast localized spectral filtering. In *Advances in Neural Information Processing Systems 29: Annual Conference on Neural Information Processing Systems 2016, December 5-10, 2016, Barcelona, Spain*, pages 3837–3845, 2016.
- [9] Tim Dettmers, Pasquale Minervini, Pontus Stenetorp, and Sebastian Riedel. Convolutional 2d knowledge graph embeddings. In *Proceedings of the Thirty-Second AAAI Conference on Artificial Intelligence, (AAAI-18), the 30th innovative Applications of Artificial Intelligence (IAAI-18), and the 8th AAAI Symposium on Educational Advances in Artificial Intelligence (EAAI-18), New Orleans, Louisiana, USA, February 2-7, 2018*, pages 1811–1818, 2018.
- [10] Kaize Ding, Jianling Wang, Jundong Li, Kai Shu, Chenghao Liu, and Huan Liu. Graph prototypical networks for few-shot learning on attributed networks. In *CIKM '20: The 29th ACM International Conference on Information and Knowledge Management, Virtual Event, Ireland, October 19-23, 2020*, pages 295–304. ACM, 2020.
- [11] Matthias Fey and Jan E. Lenssen. Fast graph representation learning with PyTorch Geometric. In *ICLR Workshop on Representation Learning on Graphs and Manifolds*, 2019.
- [12] Chelsea Finn, Pieter Abbeel, and Sergey Levine. Model-agnostic meta-learning for fast adaptation of deep networks. In *Proceedings of the 34th International Conference on Machine Learning, ICML 2017, Sydney, NSW, Australia, 6-11 August 2017*, pages 1126–1135, 2017.
- [13] Alex Fout, Jonathon Byrd, Basir Shariat, and Asa Ben-Hur. Protein interface prediction using graph convolutional networks. In *Advances in Neural Information Processing Systems 30: Annual Conference on Neural Information Processing Systems 2017, 4-9 December 2017, Long Beach, CA, USA*, pages 6530–6539, 2017.
- [14] Yarin Gal and Zoubin Ghahramani. Dropout as a bayesian approximation: Representing model uncertainty in deep learning. In *Proceedings of the 33rd International Conference on Machine Learning, ICML 2016, New York City, NY, USA, June 19-24, 2016*, volume 48 of *JMLR Workshop and Conference Proceedings*, pages 1050–1059. JMLR.org, 2016.
- [15] Justin Gilmer, Samuel S. Schoenholz, Patrick F. Riley, Oriol Vinyals, and George E. Dahl. Neural message passing for quantum chemistry. In *Proceedings of the 34th International Conference on Machine Learning, ICML 2017, Sydney, NSW, Australia, 6-11 August 2017*, pages 1263–1272, 2017.
- [16] M. Gori, G. Monfardini, and F. Scarselli. A new model for learning in graph domains. In *Proceedings. 2005 IEEE International Joint Conference on Neural Networks, 2005.*, volume 2, pages 729–734 vol. 2, July 2005.
- [17] Takuo Hamaguchi, Hidekazu Oiwa, Masashi Shimbo, and Yuji Matsumoto. Knowledge transfer for out-of-knowledge-base entities : A graph neural network approach. In *Proceedings of the Twenty-Sixth International Conference on Artificial Intelligence, IJCAI 2017, Melbourne, Australia, August 19-25, 2017*, pages 1802–1808, 2017.

- [18] William L. Hamilton, Zhitao Ying, and Jure Leskovec. Inductive representation learning on large graphs. In *Advances in Neural Information Processing Systems 30: Annual Conference on Neural Information Processing Systems 2017, 4-9 December 2017, Long Beach, CA, USA*, pages 1024–1034, 2017.
- [19] Jongmin Kim, Taesup Kim, Sungwoong Kim, and Chang D. Yoo. Edge-labeling graph neural network for few-shot learning. In *IEEE Conference on Computer Vision and Pattern Recognition, CVPR 2019, Long Beach, CA, USA, June 16-20, 2019*, pages 11–20, 2019.
- [20] Diederik P. Kingma and Jimmy Ba. Adam: A method for stochastic optimization. In *3rd International Conference on Learning Representations, ICLR 2015, San Diego, CA, USA, May 7-9, 2015, Conference Track Proceedings*, 2015.
- [21] Thomas N. Kipf and Max Welling. Variational graph auto-encoders. *arXiv preprint arXiv:1611.07308*, 2016.
- [22] Thomas N. Kipf and Max Welling. Semi-supervised classification with graph convolutional networks. In *5th International Conference on Learning Representations, ICLR 2017, Toulon, France, April 24-26, 2017, Conference Track Proceedings*, 2017.
- [23] Lin Lan, Pinghui Wang, Xuefeng Du, Kaikai Song, Jing Tao, and Xiaohong Guan. Node classification on graphs with few-shot novel labels via meta transformed network embedding. *arXiv preprint arXiv:2007.02914*, 2020.
- [24] Lu Liu, Tianyi Zhou, Guodong Long, Jing Jiang, and Chengqi Zhang. Learning to propagate for graph meta-learning. In *Advances in Neural Information Processing Systems 32: Annual Conference on Neural Information Processing Systems 2019, NeurIPS 2019, 8-14 December 2019, Vancouver, BC, Canada*, pages 1037–1048, 2019.
- [25] Yanbin Liu, Juho Lee, Minseop Park, Saehoon Kim, Eunho Yang, Sung Ju Hwang, and Yi Yang. Learning to propagate labels: Transductive propagation network for few-shot learning. In *7th International Conference on Learning Representations, ICLR 2019, New Orleans, LA, USA, May 6-9, 2019*, 2019.
- [26] Tengfei Ma, Junyuan Shang, Cao Xiao, and Jimeng Sun. GENN: predicting correlated drug-drug interactions with graph energy neural networks. *arXiv preprint arXiv:1910.02107*, 2019.
- [27] Diego Marcheggiani and Ivan Titov. Encoding sentences with graph convolutional networks for semantic role labeling. In *Proceedings of the 2017 Conference on Empirical Methods in Natural Language Processing, EMNLP 2017, Copenhagen, Denmark, September 9-11, 2017*, pages 1506–1515, 2017.
- [28] George A. Miller. Wordnet: A lexical database for english. *Commun. ACM*, 38(11):39–41, 1995.
- [29] Bonan Min, Ralph Grishman, Li Wan, Chang Wang, and David Gondek. Distant supervision for relation extraction with an incomplete knowledge base. In *Human Language Technologies: Conference of the North American Chapter of the Association of Computational Linguistics, Proceedings, June 9-14, 2013, Westin Peachtree Plaza Hotel, Atlanta, Georgia, USA*, pages 777–782, 2013.
- [30] Tom M. Mitchell, William W. Cohen, Estevam R. Hruschka Jr., Partha Pratim Talukdar, Justin Betteridge, Andrew Carlson, Bhavana Dalvi Mishra, Matthew Gardner, Bryan Kisiel, Jayant Krishnamurthy, Ni Lao, Kathryn Mazaitis, Thahir Mohamed, Nandapandula Nakashole, Emmanouil A. Platanios, Alan Ritter, Mehdi Samadi, Burr Settles, Richard C. Wang, Derry Wijaya, Abhinav Gupta, Xinlei Chen, Abulhair Saparov, Malcolm Greaves, and Joel Welling. Never-ending learning. In *Proceedings of the Twenty-Ninth AAAI Conference on Artificial Intelligence, January 25-30, 2015, Austin, Texas, USA*, pages 2302–2310, 2015.
- [31] Deepak Nathani, Jatin Chauhan, Charu Sharma, and Manohar Kaul. Learning attention-based embeddings for relation prediction in knowledge graphs. In *Proceedings of the 57th Conference of the Association for Computational Linguistics, ACL 2019, Florence, Italy, July 28- August 2, 2019, Volume 1: Long Papers*, pages 4710–4723, 2019.

- [32] Dai Quoc Nguyen, Tu Dinh Nguyen, Dat Quoc Nguyen, and Dinh Q. Phung. A novel embedding model for knowledge base completion based on convolutional neural network. In *Proceedings of the 2018 Conference of the North American Chapter of the Association for Computational Linguistics: Human Language Technologies, NAACL-HLT, New Orleans, Louisiana, USA, June 1-6, 2018, Volume 2 (Short Papers)*, pages 327–333, 2018.
- [33] Dai Quoc Nguyen, Tu Dinh Nguyen, and Dinh Phung. Unsupervised universal self-attention network for graph classification. *arXiv preprint arXiv:1909.11855*, 2019.
- [34] Alex Nichol, Joshua Achiam, and John Schulman. On first-order meta-learning algorithms. *arXiv preprint arXiv:1803.02999*, 2018.
- [35] Adam Paszke, Sam Gross, Francisco Massa, Adam Lerer, James Bradbury, Gregory Chanan, Trevor Killeen, Zeming Lin, Natalia Gimelshein, Luca Antiga, Alban Desmaison, Andreas Kopf, Edward Yang, Zachary DeVito, Martin Raison, Alykhan Tejani, Sasank Chilamkurthy, Benoit Steiner, Lu Fang, Junjie Bai, and Soumith Chintala. Pytorch: An imperative style, high-performance deep learning library. In *Advances in Neural Information Processing Systems 32*, pages 8024–8035. Curran Associates, Inc., 2019.
- [36] Jae Yong Ryu, Hyun Uk Kim, and Sang Yup Lee. Deep learning improves prediction of drug–drug and drug–food interactions. *Proceedings of the National Academy of Sciences*, 115(18):E4304–E4311, 2018. ISSN 0027-8424. doi: 10.1073/pnas.1803294115. URL <https://www.pnas.org/content/115/18/E4304>.
- [37] Victor Garcia Satorras and Joan Bruna Estrach. Few-shot learning with graph neural networks. In *6th International Conference on Learning Representations, ICLR 2018, Vancouver, BC, Canada, April 30 - May 3, 2018, Conference Track Proceedings*, 2018.
- [38] Franco Scarselli, Marco Gori, Ah Chung Tsoi, Markus Hagenbuchner, and Gabriele Monfardini. The graph neural network model. *IEEE Trans. Neural Networks*, 20(1):61–80, 2009.
- [39] Michael Sejr Schlichtkrull, Thomas N. Kipf, Peter Bloem, Rianne van den Berg, Ivan Titov, and Max Welling. Modeling relational data with graph convolutional networks. In *The Semantic Web - 15th International Conference, ESWC 2018, Heraklion, Crete, Greece, June 3-7, 2018, Proceedings*, pages 593–607, 2018.
- [40] Chao Shang, Yun Tang, Jing Huang, Jinbo Bi, Xiaodong He, and Bowen Zhou. End-to-end structure-aware convolutional networks for knowledge base completion. In *The Thirty-Third AAAI Conference on Artificial Intelligence, AAAI 2019, The Thirty-First Innovative Applications of Artificial Intelligence Conference, IAAI 2019, The Ninth AAAI Symposium on Educational Advances in Artificial Intelligence, EAAI 2019, Honolulu, Hawaii, USA, January 27 - February 1, 2019*, pages 3060–3067, 2019.
- [41] Baoxu Shi and Tim Weninger. Open-world knowledge graph completion. In *Proceedings of the Thirty-Second AAAI Conference on Artificial Intelligence, (AAAI-18), the 30th innovative Applications of Artificial Intelligence (IAAI-18), and the 8th AAAI Symposium on Educational Advances in Artificial Intelligence (EAAI-18), New Orleans, Louisiana, USA, February 2-7, 2018*, pages 1957–1964, 2018.
- [42] Chence Shi, Minkai Xu, Hongyu Guo, Ming Zhang, and Jian Tang. A graph to graphs framework for retrosynthesis prediction. *arXiv preprint arXiv:2003.12725*, 2020.
- [43] Jake Snell, Kevin Swersky, and Richard S. Zemel. Prototypical networks for few-shot learning. In *Advances in Neural Information Processing Systems 30: Annual Conference on Neural Information Processing Systems 2017, 4-9 December 2017, Long Beach, CA, USA*, pages 4077–4087, 2017.
- [44] Kihyuk Sohn, Honglak Lee, and Xinchen Yan. Learning structured output representation using deep conditional generative models. In *Advances in Neural Information Processing Systems 28: Annual Conference on Neural Information Processing Systems 2015, December 7-12, 2015, Montreal, Quebec, Canada*, pages 3483–3491, 2015.

- [45] Zhiqing Sun, Zhi-Hong Deng, Jian-Yun Nie, and Jian Tang. Rotate: Knowledge graph embedding by relational rotation in complex space. In *7th International Conference on Learning Representations, ICLR 2019, New Orleans, LA, USA, May 6-9, 2019*, 2019.
- [46] Zhiqing Sun, Shikhar Vashishth, Soumya Sanyal, Partha P. Talukdar, and Yiming Yang. A re-evaluation of knowledge graph completion methods. In *Proceedings of the 58th Annual Meeting of the Association for Computational Linguistics, ACL 2020, Online, July 5-10, 2020*, pages 5516–5522. Association for Computational Linguistics, 2020.
- [47] Kristina Toutanova, Danqi Chen, Patrick Pantel, Hoifung Poon, Pallavi Choudhury, and Michael Gamon. Representing text for joint embedding of text and knowledge bases. In *Proceedings of the 2015 Conference on Empirical Methods in Natural Language Processing, EMNLP 2015, Lisbon, Portugal, September 17-21, 2015*, pages 1499–1509, 2015.
- [48] Théo Trouillon, Johannes Welbl, Sebastian Riedel, Éric Gaussier, and Guillaume Bouchard. Complex embeddings for simple link prediction. In *Proceedings of the 33rd International Conference on Machine Learning, ICML 2016, New York City, NY, USA, June 19-24, 2016*, pages 2071–2080, 2016.
- [49] Shikhar Vashishth, Soumya Sanyal, Vikram Nitin, and Partha P. Talukdar. Composition-based multi-relational graph convolutional networks. In *8th International Conference on Learning Representations, ICLR 2020, Addis Ababa, Ethiopia, April 26-30, 2020*, 2020.
- [50] Petar Velickovic, Guillem Cucurull, Arantxa Casanova, Adriana Romero, Pietro Liò, and Yoshua Bengio. Graph attention networks. In *6th International Conference on Learning Representations, ICLR 2018, Vancouver, BC, Canada, April 30 - May 3, 2018, Conference Track Proceedings*, 2018.
- [51] Oriol Vinyals, Charles Blundell, Tim Lillicrap, Koray Kavukcuoglu, and Daan Wierstra. Matching networks for one shot learning. In *Advances in Neural Information Processing Systems 29: Annual Conference on Neural Information Processing Systems 2016, December 5-10, 2016, Barcelona, Spain*, pages 3630–3638, 2016.
- [52] B. Wang, A. Mezlini, F. Demir, M. Fiume, Z. Tu, M. Brudno, and A. Goldenberg. Similarity network fusion for aggregating data types on a genomic scale. In *Nature Methods*, page 11:333–337, 2014.
- [53] PeiFeng Wang, Jialong Han, Chenliang Li, and Rong Pan. Logic attention based neighborhood aggregation for inductive knowledge graph embedding. In *The Thirty-Third AAAI Conference on Artificial Intelligence, AAAI 2019, The Thirty-First Innovative Applications of Artificial Intelligence Conference, IAAI 2019, The Ninth AAAI Symposium on Educational Advances in Artificial Intelligence, EAAI 2019, Honolulu, Hawaii, USA, January 27 - February 1, 2019*, pages 7152–7159, 2019.
- [54] Yu-Xiong Wang, Deva Ramanan, and Martial Hebert. Learning to model the tail. In *Advances in Neural Information Processing Systems 30: Annual Conference on Neural Information Processing Systems 2017, 4-9 December 2017, Long Beach, CA, USA*, pages 7029–7039, 2017.
- [55] Zhen Wang, Jianwen Zhang, Jianlin Feng, and Zheng Chen. Knowledge graph embedding by translating on hyperplanes. In *Proceedings of the Twenty-Eighth AAAI Conference on Artificial Intelligence, July 27 -31, 2014, Québec City, Québec, Canada*, pages 1112–1119, 2014.
- [56] Zihao Wang, Kwun Ping Lai, Piji Li, Lidong Bing, and Wai Lam. Tackling long-tailed relations and uncommon entities in knowledge graph completion. In *Proceedings of the 2019 Conference on Empirical Methods in Natural Language Processing and the 9th International Joint Conference on Natural Language Processing, EMNLP-IJCNLP 2019, Hong Kong, China, November 3-7, 2019*, pages 250–260, 2019.
- [57] David S. Wishart, Craig Knox, Anchi Guo, Dean Cheng, Savita Shrivastava, Dan Tzur, Bijaya Gautam, and Murtaza Hassanali. Drugbank: a knowledgebase for drugs, drug actions and drug targets. *Nucleic Acids Res.*, 36(Database-Issue):901–906, 2008.

- [58] Anne Louise Wyllie, John Fournier, Arnau Casanovas-Massana, Melissa Campbell, Maria Tokuyama, Pavithra Vijayakumar, Bertie Geng, M. Catherine Muenker, Adam J. Moore, Chantal B. F. Vogels, Mary E. Petrone, Isabel M. Ott, Peiwen Lu, Alice Lu-Culligan, Jonathan Klein, Arvind Venkataraman, Rebecca Earnest, Michael Simonov, Rupak Datta, Ryan Handoko, Nida Naushad, Lorenzo R. Sewanan, Jordan Valdez, Elizabeth B. White, Sarah Lapidus, Chaney C. Kalinich, Xiaodong Jiang, Daniel J. Kim, Eriko Kudo, Melissa Linehan, Tianyang Mao, Miyu Moriyama, Ji Eun Oh, Annsea Park, Julio Silva, Eric Song, Takehiro Takahashi, Manabu Taura, Orr-El Weizman, Patrick Wong, Yexin Yang, Santos Bermejo, Camila Odio, Saad B. Omer, Charles S. Dela Cruz, Shelli Farhadian, Richard A. Martinello, Akiko Iwasaki, Nathan D. Grubaugh, and Albert I. Ko. Saliva is more sensitive for sars-cov-2 detection in covid-19 patients than nasopharyngeal swabs. *medRxiv*, 2020. doi: 10.1101/2020.04.16.20067835.
- [59] Ruobing Xie, Zhiyuan Liu, Jia Jia, Huanbo Luan, and Maosong Sun. Representation learning of knowledge graphs with entity descriptions. In *Proceedings of the Thirtieth AAAI Conference on Artificial Intelligence, February 12-17, 2016, Phoenix, Arizona, USA*, pages 2659–2665, 2016.
- [60] Wenhan Xiong, Thien Hoang, and William Yang Wang. Deeppath: A reinforcement learning method for knowledge graph reasoning. In *Proceedings of the 2017 Conference on Empirical Methods in Natural Language Processing, EMNLP 2017, Copenhagen, Denmark, September 9-11, 2017*, pages 564–573, 2017.
- [61] Wenhan Xiong, Mo Yu, Shiyu Chang, Xiaoxiao Guo, and William Yang Wang. One-shot relational learning for knowledge graphs. In *Proceedings of the 2018 Conference on Empirical Methods in Natural Language Processing, Brussels, Belgium, October 31 - November 4, 2018*, pages 1980–1990, 2018.
- [62] Bishan Yang, Wen-tau Yih, Xiaodong He, Jianfeng Gao, and Li Deng. Embedding entities and relations for learning and inference in knowledge bases. In *3rd International Conference on Learning Representations, ICLR 2015, San Diego, CA, USA, May 7-9, 2015, Conference Track Proceedings*, 2015.
- [63] Chuxu Zhang, Huaxiu Yao, Chao Huang, Meng Jiang, Zhenhui Li, and Nitesh V. Chawla. Few-shot knowledge graph completion. In *The Thirty-Fourth AAAI Conference on Artificial Intelligence, AAAI 2020, The Thirty-Second Innovative Applications of Artificial Intelligence Conference, IAAI 2020, The Tenth AAAI Symposium on Educational Advances in Artificial Intelligence, EAAI 2020, New York, NY, USA, February 7-12, 2020*, pages 3041–3048. AAAI Press, 2020.
- [64] P. Zhang, F. Wang, J. Hu, and R. Sorrentino. Label propagation prediction of drug-drug interaction. In *Scientific reports*, 2015.
- [65] Wen Zhang, Yanlin Chen, Feng Liu, Fei Luo, Gang Tian, and Xiaohong Li. Predicting potential drug-drug interactions by integrating chemical, biological, phenotypic and network data. *BMC Bioinformatics*, 18(1):18:1–18:12, 2017.
- [66] Fan Zhou, Chengtai Cao, Kunpeng Zhang, Goce Trajcevski, Ting Zhong, and Ji Geng. Meta-gnn: On few-shot node classification in graph meta-learning. In *Proceedings of the 28th ACM International Conference on Information and Knowledge Management, CIKM 2019, Beijing, China, November 3-7, 2019*, pages 2357–2360, 2019.
- [67] Marinka Zitnik, Monica Agrawal, and Jure Leskovec. Modeling polypharmacy side effects with graph convolutional networks. In *Bioinformatics*, page 34(13):i457–i466, 2018.
- [68] Marinka Zitnik, Rok Sosič, Sagar Maheshwari, and Jure Leskovec. BioSNAP Datasets: Stanford biomedical network dataset collection. <http://snap.stanford.edu/biodata>, August 2018.

## A Experimental Setup

### A.1 Datasets

Since existing benchmark datasets assume that all entities given at the test time are seen during training, we modify the datasets to formulate the Out-of-Graph (OOG) link prediction task, where completely unseen entities appear at the test time. Dataset modification processes are as follows:

- First, we randomly sample the unseen entities, which have a relatively small amount of triplets on each dataset. We then divide the sampled unseen entities into meta-training/validation/test sets.
- Second, we select the triplets which are used for constructing an In-Graph, where the head and tail entities of every triplet in the In-Graph consist of only seen entities, not any unseen entity.
- Finally, we match the unseen entities in the meta-sets with their triplets. Each triplet in meta-sets contains at least one unseen entity. Also, every triplet in meta-sets is not included in the In-Graph.

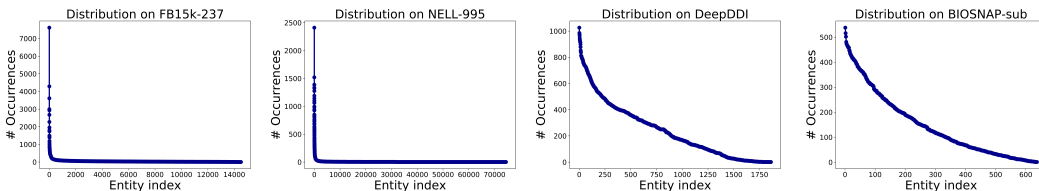


Figure 7: Distribution for entity occurrences on FB15k-237, NELL-995, DeepDDI, and BIOSNAP-sub datasets.

**1) FB15k-237.** This dataset [47] consists of 14,541 entities and 237 relations, which is collected from crowdsourcing and used for the knowledge graph completion task. We randomly sample the 5,000 entities from 10,938 entities, which have associated triplets between 10 and 100. Also, we split the entities such that we have 2,500/1,000/1,500 unseen (Out-of-Graph) entities and 72,065/6,246/9,867 associated triplets containing unseen entities for meta-training/validation/test. The remaining triplets that do not hold an unseen entity are used for constructing an In-Graph. As shown in the Figure 7, this dataset follows a highly long-tailed distribution.

**2) NELL-995.** This dataset [60] consists of 75,492 entities and 200 relations, which is collected by a lifelong learning system [30] and used for the knowledge graph completion task. We randomly sample the 3,000 entities from 5,694 entities, which have associated triplets between 7 and 100. Also, we split the entities such that we have 1,500/600/900 unseen (Out-of-Graph) entities and 22,345/3,676/5,852 associated triplets containing unseen entities for meta-training/validation/test. The remaining triplets that do not hold an unseen entity are used for constructing an In-Graph. As shown in the Figure 7, this dataset follows a highly long-tailed distribution.

**3) WN18RR.** This dataset [9] consists of 93,003 triplets from 40,943 entities and 11 relations, which is collected from WordNet [28] and used for the knowledge graph completion task. Particularly, this dataset essentially contains 198 unseen entities over 210 triplets on the validation set and 209 unseen entities over 210 triplets on the test set.

Note that, to construct a support set for training and a query set for test in our meta-learning framework, we need at least two triplets for each unseen entity. Therefore, even in the WN18RR that contains an appropriate number of unseen entities, the amount of triplets to evaluate on a query set is too small (only 16 triplets to test, which is 0.02 % compared to the number of all triplets), in which we consider validation and test sets together since test set only has 3 triplets to test. In other words, most unseen entities on WN18RR have only one triplet, which reflects the long-tail distribution of real-world graphs for emerging entities. Thus, we compare models only on these 16 triplets during meta-test.

To use the meta-learning framework from the conventional learning scheme, we randomly sample the 3,000 unseen entities from 4,478 entities, which have associated triplets between 8 and 100. After that, we use the sampled 3,000 unseen entities for meta-training which has 36,166 overlapped triplets. The remaining triplets that do not hold an unseen entity are used for constructing an In-Graph.



**4) DeepDDI.** This dataset [36] consists of 1,861 entities and 113 relations, which is collected from the DrugBank database [57] and used for the drug-drug interaction prediction task. We randomly sample the 500 entities from 1,039 entities, which have associated triplets between 7 and 300. Also, we split the entities such that we have 250/100/150 unseen (Out-of-Graph) entities and 27,726/1,171/2,160 associated triplets containing unseen entities for meta-training/validation/test. The remaining triplets that do not hold an unseen entity are used for constructing an In-Graph.

**5) BIOSNAP-sub.** This dataset [26] consists of 637 entities and 200 relations, which is collected from the BIOSNAP [68], further modified by Ma et al. [26] for efficiency and used for the drug-drug interaction prediction task. We randomly sample the 150 entities from 507 entities, which have associated triplets between 7 and 300. Also, we split the entities such that we have 75/30/45 unseen (Out-of-Graph) entities and 7,140/333/643 associated triplets containing unseen entities for meta-training/validation/test. The remaining triplets that do not hold an unseen entity are used for constructing an In-Graph.

## A.2 Baselines and Our Models

**Knowledge Graph Completion** We describe the baseline models and our graph extrapolation networks for few-shot out-of-graph *entity prediction* on the knowledge graph (KG) completion task.

**1) TransE.** This is a translation embedding model for relational data by Bordes et al. [4]. It represents both entities and relations as vectors in the same space, where the relation in a triplet is used as a translation operation between the head and the tail entity.

**2) RotatE.** This model represents entities as complex vectors and relations as rotations in a complex vector space [45], which extends TransE with a complex operation.

**3) DistMult.** This model represents the relationship between the head and the tail entity in a bi-linear formulation, which can capture pairwise interaction between entities [62].

**4) ComplEx.** This model extends the DistMult by introducing embeddings on a complex space to consider asymmetric relations, where scores are measured based on the order of the entities [48].

**5) R-GCN.** This is a GNN-based method for modeling relational data, which extends the graph convolutional network to consider multi-relational structures, by Schlichtkrull et al. [39].

**6) MEAN.** This model computes the embedding of entities by GNN-based neighboring aggregation scheme, where they only train for seen-to-seen link prediction, with the hope that the model generalizes on seen-to-unseen cases, without meta-learning [17].

**7) LAN.** This model extends the MEAN [17] to consider relations with neighboring information by utilizing attention mechanisms, without meta-learning [53].

**8) GMatching.** This model tackles the link prediction on unseen relations of *seen entities* by searching for the closest entity pair with meta-learning [61]. We further extend it in our meta-learning framework such that it can handle unseen entities.

**9) MetaR.** This model tackles the link prediction on unseen relations of *seen entities* by generating the embeddings of unseen relations with gradient information over the meta-learning framework [6]. We further extend it in our meta-learning framework such that it can handle unseen entities.

**10) FSRL.** This model extends the GMatching [61] to tackle the link prediction on unseen relations of *seen entities* by utilizing attention mechanisms with meta-learning [63]. We further extend it in our meta-learning framework such that it can handle unseen entities.

**11) I-GEN.** This is an inductive version of our Graph Extrapolation Network (GEN), that is meta-learned to embed an unseen entity to infer hidden links between seen and unseen entities.

**12) T-GEN.** This is a transductive version of GEN, with additional stochastic transductive GNN layers on top of the I-GEN, that is meta-learned to predict the links between unseen entities as well as between seen and unseen entities.

**Drug-Drug Interaction** We describe the baseline models and our graph extrapolation networks for few-shot out-of-graph *relation prediction* on the drug-drug interaction (DDI) task.

1) **MLP**. This is a feed-forward neural network model used for DeepDDI [36] dataset. It classifies the relation of two drugs using their pairwise features.

2) **MPNN**. This is a GNN-based model that uses features for relation types with edge-conditioned convolution operations [15].

3) **R-GCN**. This is the same model used in the entity prediction on knowledge graph completion tasks [39], applied to drug-drug interaction tasks.

4) **I-GEN**. This is an inductive GEN, which only uses the feature representation of the entity  $e_k$  when aggregating neighboring information, instead of using the concatenated representation of the relation-entity pair  $(r_k, e_k)$  like KG completion tasks. This is because the relation is the prediction target for the DDI tasks.

5) **T-GEN**. This is a transductive version of GEN, with additional transductive stochastic layers on top of the I-GEN, for unseen-to-unseen relation prediction as well as seen-to-unseen prediction.

### A.3 Implementation Details

For every dataset, we set the embedding dimension for both entity and relation as 100. Also, we set the embedding of unseen entities as the zero vector. Furthermore, since we consider a highly multi-relational graph, we use the basis decomposition on weight matrices  $\mathbf{W}_r$  and  $\mathbf{W}'_r$  to prevent the excessive increase in the model size, which is proposed in Schlichtkrull et al. [39]:  $\mathbf{W}_r = \sum_{b=1}^B a_{r_b} \mathbf{V}_b$ , where  $B$  is a number of basis,  $a_{r_b}$  is a coefficient of each relation  $r \in \mathcal{R}$ , and  $\mathbf{V}_b \in \mathbb{R}^{d \times 2d}$  is a shared representation of various relations. For all experiments, we use PyTorch [35] and PyTorch geometric [11] frameworks, and train on a single Titan XP or a single GeForce RTX 2080 Ti GPU. We optimize the proposed GENs using Adam [20].

**Knowledge Graph Completion** For both I-GEN and T-GEN, we search for the learning rate  $\alpha$  in the range of  $\{3 \times 10^{-4}, 1 \times 10^{-3}, 3 \times 10^{-3}\}$ , margin  $\gamma$  in the range of  $\{0.25, 0.5, 1\}$ , and dropout ratio at every GEN layer in the range of  $\{0.1, 0.2, 0.3\}$ . As a score function, we use DistMult [62] at the end of our GENs. For all datasets, we consider the inverse relation as suggested by several recent works for multi-relational graphs [27, 39, 49], since directed relation information flows along with both directions. Finally, to select the best model, we use the mean reciprocal rank (MRR) as an evaluation metric.

For **FB15k-237** dataset, we set the  $\alpha = 1 \times 10^{-3}$  and  $\gamma = 1$  with dropout rate 0.3. Also, we set the number of basis units  $B = 100$  for the basis decomposition on each GEN layer, and sample 32 negative triplets for each positive triplet in both I-GEN and T-GEN. At every episodic training, we randomly sample 500 unseen entities in the meta-training set. Also, we validate and test models using all unseen entities in the meta-validation and meta-test sets, respectively.

For **NELL-995** dataset, we use the same settings with FB15k-237, except that we sample 64 negative triplets for each positive triplet.

For **WN18RR** dataset, we use the same settings with FB15k-237, except that we randomly sample 100 unseen entities for episodic training during meta-training.

**Drug-Drug Interaction** For both I-GEN and T-GEN, we search for the learning rate  $\alpha$  in the range of  $\{5 \times 10^{-4}, 1 \times 10^{-3}, 5 \times 10^{-3}\}$ , and dropout ratio at every GEN layer in the range of  $\{0.1, 0.2, 0.3\}$ . As a score function, we use two linear layers with ReLU as an activation function at the end of the first layer. For all datasets, we consider the inverse relation as in the case of the knowledge graph completion task. Finally, to select the best model, we use the area under the receiver operating characteristic curve (ROC) as an evaluation metric.

For **DeepDDI** dataset, we set the  $\alpha = 1 \times 10^{-3}$  with dropout rate 0.3 for both I-GEN and T-GEN. Also, we set the number of basis units  $B = 200$  for the basis decomposition. At every episodic training, we randomly sample 80 unseen entities in the meta-training set. Also, we validate and test models using all unseen entities in the meta-validation and meta-test sets, respectively.

For **BIOSNAP-sub** dataset, we set the  $\alpha = 1 \times 10^{-3}$  with dropout rate 0.1 for I-GEN and 0.2 for T-GEN. Also, we set the number of basis units  $B = 200$  for the basis decomposition. At every episodic training, we randomly sample 50 unseen entities in the meta-training set. Also, we validate and test models using all unseen entities in the meta-validation and meta-test sets, respectively.

Table 7: The naive and meta-learning strategy results of 1- and 3-shot OOG link prediction on FB15k-237 and NELL-995. Bold numbers denote the best results on I-GEN and T-GEN, respectively.

Model	FB15k-237								NELL-995							
	MRR		H@1		H@3		H@10		MRR		H@1		H@3		H@10	
	1-S	3-S	1-S	3-S	1-S	3-S	1-S	3-S	1-S	3-S	1-S	3-S	1-S	3-S	1-S	3-S
I-GEN	<b>.348</b>	<b>.367</b>	<b>.270</b>	<b>.281</b>	<b>.382</b>	<b>.407</b>	<b>.504</b>	<b>.537</b>	<b>.278</b>	<b>.285</b>	<b>.206</b>	<b>.214</b>	<b>.313</b>	<b>.322</b>	<b>.416</b>	<b>.426</b>
w/o transfer strategy	.344	.362	.264	.275	.379	.401	.503	.527	.272	.277	.198	.206	.309	.314	.413	.414
T-GEN	<b>.367</b>	<b>.382</b>	<b>.282</b>	.289	<b>.410</b>	<b>.430</b>	<b>.530</b>	<b>.565</b>	<b>.282</b>	<b>.291</b>	<b>.209</b>	<b>.217</b>	<b>.320</b>	<b>.333</b>	<b>.421</b>	<b>.433</b>
w/o transfer strategy	.362	.381	.278	<b>.291</b>	.400	.422	.527	.563	.273	.290	.198	<b>.217</b>	.310	.326	.412	.431

## B Meta-learning for Long-tail Task

**Implementation Details** Many real-world graphs follow the long-tail distribution, where few entities have many links while the majority have few links (See Figure 7). For such an imbalanced graph, it would be beneficial to transfer the knowledge from entities with many links to entities with few links. To this end, we transfer the meta-knowledge on data-rich entities to data-poor entities by simulating the data-rich circumstance under the meta-learning framework, motivated by Wang et al. [54]. Specifically, we first meta-train our GENs with many shot cases (e.g.  $K = 10$ ), and then gradually decrease the number of shots to few shots cases (e.g.  $K = 1$  or 3) in logarithmic scale:  $K_i = \lfloor \log_2(\max\text{-iteration}/i) \rfloor + K$ , where  $K_i$  is the training shot size at the current iteration number  $i$ , and  $K$  is the test shot size. In this way, GENs learn to represent the unseen entities using data-rich instances, and entities with few links regimes may experience like data-rich instances, with the model parameters trained on the entities with many links and tuned on the entities with few links.

**More Ablation Studies** Since knowledge graphs follow a highly long-tailed distribution (See Figure 7), we provide the more experimental results about transfer strategies on knowledge graph completion tasks, to demonstrate the effectiveness of the proposed meta-learning scheme on a long-tail task. Table 7 shows that the transfer strategy outperforms naive I-GEN and T-GEN on all evaluation metrics, except for only two H@1 cases of T-GEN on 3-shot OOG link prediction settings. We conjecture that the effectiveness of the meta-learning scheme is especially larger on 1-shot cases, where data is extremely poor, rather than the 3-shot cases.

Table 8: Total, seen-to-unseen and unseen-to-unseen results of 1- and 3-shot OOG link prediction on FB15k-237. \* means training a model within our meta-learning framework. Bold numbers denote the best results.

Model	Total								Seen to Unseen				Unseen to Unseen				
	MRR		H@1		H@3		H@10		MRR		H@10		MRR		H@10		
	1-S	3-S	1-S	3-S	1-S	3-S	1-S	3-S	1-S	3-S	1-S	3-S	1-S	3-S	1-S	3-S	
Seen to Seen	TransE [4]	.053	.048	.034	.026	.050	.050	.082	.077	.055	.050	.086	.081	.016	.014	.029	.025
	DistMult [62]	.017	.014	.010	.009	.019	.014	.029	.022	.018	.015	.029	.022	.011	.007	.025	.015
	R-GCN [39]	.008	.006	.004	.003	.007	.005	.011	.010	.003	.003	.005	.006	.076	.050	.101	.070
Seen to Unseen	MEAN [17]	.105	.114	.052	.058	.109	.119	.207	.217	.112	.121	.221	.231	.000	.000	.000	.000
	LAN [53]	.112	.112	.057	.055	.118	.119	.214	.218	.119	.119	.228	.232	.000	.000	.000	.000
	GMatching* [61]	.224	.238	.157	.168	.249	.263	.352	.372	.239	.254	.375	.400	.000	.000	.000	.000
Ours	I-GEN (Random)	.309	.319	.236	.240	.337	.352	.455	.477	.329	.339	.485	.508	.000	.000	.000	.000
	I-GEN (DistMult)	.348	.367	.270	.281	.382	.407	.504	.537	.371	.391	.537	.571	.000	.000	.000	.000
	I-GEN (TransE)	.345	.371	.259	.275	.385	.416	.515	.559	.367	.395	.548	<b>.594</b>	.000	.000	.000	.000
	T-GEN (Random)	.349	.360	.268	.273	.385	.398	.508	.532	.361	.373	.529	.554	.168	.164	.185	.192
	T-GEN (DistMult)	<b>.367</b>	<b>.382</b>	<b>.282</b>	<b>.289</b>	<b>.410</b>	<b>.430</b>	.530	<b>.565</b>	<b>.379</b>	<b>.396</b>	.550	.588	<b>.185</b>	<b>.175</b>	<b>.220</b>	.201
T-GEN (TransE)	.356	.374	.267	.282	.403	.425	<b>.531</b>	.552	.368	.387	<b>.552</b>	.572	.175	<b>.175</b>	.205	<b>.235</b>	

## C Additional Experimental Results

**Effect of Score Function** While we performed all experiments with DistMult score function in the main paper, we further evaluate proposed GENs on the few-shot OOG link prediction task with TransE [4], which is another popular score function. We use the same settings as with DistMult [62] experiments, except that we use TransE for the initial embedding and the score measurement. Table 8 shows that our I-GEN and T-GEN with TransE score function also outperform all baselines by

impressive margins, where they perform comparably to DistMult. These results suggest that our model works regardless of the score function.

**Effect of Initialization** We further demonstrate the meta-training effectiveness of our meta-learner, by randomly initializing an In-Graph, in which GEN extrapolates knowledge for an unseen entity without using the pre-trained embeddings of entity and relation. Table 8 shows that, while results with the random initialization are lower than pre-trained models, GENs are still powerful on the unseen entity, compared to the baselines. These results suggest that GENs trained under the meta-learning framework can be applied to more difficult situations, as pre-trained In-Graph might not be available for the few-shot OOG link prediction in real-world scenarios.

**Effect of Transductive Scheme** As shown in Table 8, I-GEN achieves comparable performances with T-GEN on seen-to-unseen link prediction. However, since the inductive method can not handle two unseen entities at once, this scheme does not solve the unseen-to-unseen link prediction for two emerging entities. However, unseen entities do not emerge one by one, but may emerge simultaneously as a set in real-world settings, such that we consider a transductive scheme to deal with this challenging circumstance. Table 8 shows that, while the unseen-to-unseen link prediction performances of T-GEN is far from the seen-to-unseen performances, T-GEN can infer hidden relationships among unseen entities by transductive learning and inference.

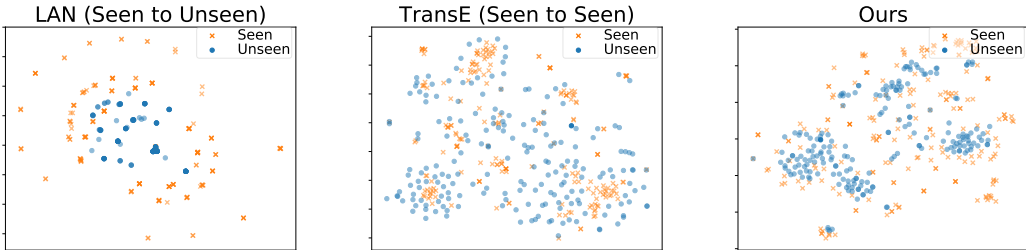


Figure 8: T-SNE visualization of the learned embeddings for seen and unseen entities.

**More Visualization** The experimental results on multiple datasets show that our GENs significantly outperform baselines, even when they are retrained with the unseen entities. To see why does GENs generalize well to the unseen entities, we visualize the output embeddings of seen-to-unseen baseline (LAN), seen-to-seen baseline (TransE) which is retrained from scratch, and T-GEN. As shown in Figure 8, since GEN embeds the unseen entities on the manifold of seen entities, it achieves better results on few-shot OOG link prediction tasks than baseline models.

## D Examples

Table 9 shows some concrete examples of the OOG link prediction result from NELL-995 dataset, where the 7 to 9 rows show that our T-GEN correctly performs link prediction for two unseen entities.

## E Discussion on Inductive and Transductive Schemes

In this section, we describe in detail about task-level transductive inference and meta-level inductive inference for the proposed transductive GEN (T-GEN) model. Since transductive GEN requires to predict links between two *unseen test entities* which is impossible to handle using conventional link prediction approaches, the problem is indeed transductive. Furthermore, the inference of unseen-to-unseen links could be also considered as inductive at meta-level, where we inductively learn the parameters of GEN across the batch of tasks. Thus, we are tackling transductive inference problems by considering them as meta-level inductive problems, but the intrinsic unseen-to-unseen link prediction is still transductive. To illustrate more concretely, different sets of unseen entities make mutually inconsistent predictions, which is caused by transduction. Other transductive meta-learning approaches such as TPN [25] and EGNN [19] tackle the problem with similar high-level ideas, where they classify unseen classes by leveraging both information on labeled and unlabeled nodes.

Table 9: Examples of the OOG link prediction on NELL-995. S: seen, U: unseen, O: correct prediction, X: incorrect prediction, (H): head entity, (R): relation, (T): tail entity, and \_: unseen entity.

Type	I-GEN	T-GEN	Triplet
S-U	O	O	(H) <u>musician_vivaldi</u> , (R) <u>musician_plays_instrument</u> , (T) <u>music_instrument_string</u>
S-U	O	O	(H) <u>city_hawthorne</u> , (R) <u>city_located_in_state</u> , (T) <u>state_or_province_california</u>
S-U	O	O	(H) <u>journalist_maureen_dowd</u> , (R) <u>works_for</u> , (T) <u>company_york_times</u>
S-U	O	O	(H) <u>person_monroe</u> , (R) <u>person_born_in_location</u> , (T) <u>county_york_city</u>
S-U	O	O	(H) <u>ceo_stan_o_neal</u> , (R) <u>works_for</u> , (T) <u>retailstore_merrill</u>
S-U	O	O	(H) <u>insect_insects</u> , (R) <u>invertebrate_feed_on_food</u> , (T) <u>agricultural_product_wood</u>
U-U	X	O	(H) <u>person_katsuaki_watanabe</u> , (R) <u>person_leads_organization</u> , (T) <u>automobilemaker_toyota</u>
U-U	X	O	(H) <u>mlauthor_web_search</u> , (R) <u>agent_competes_with_agent</u> , (T) <u>website_altavista_com</u>
U-U	X	O	(H) <u>chemical_chromium</u> , (R) <u>chemical_is_type_of_chemical</u> , (T) <u>chemical_heavy_metals</u>
U-U	X	X	(H) <u>food_meals</u> , (R) <u>food_decreases_the_risk_of_disease</u> , (T) <u>disease_heart_disease</u>