

# Provable tradeoffs in adversarially robust classification

Edgar Dobriban  
 Statistics Department  
 University of Pennsylvania  
 Philadelphia, PA 19104  
 dobriban@wharton.upenn.edu

Hamed Hassani  
 ESE Department  
 University of Pennsylvania  
 Philadelphia, PA 19104  
 hassani@seas.upenn.edu

David Hong  
 Statistics Department  
 University of Pennsylvania  
 Philadelphia, PA 19104  
 dahong67@wharton.upenn.edu

Alexander Robey  
 ESE Department  
 University of Pennsylvania  
 Philadelphia, PA 19104  
 arobey1@seas.upenn.edu

June 29, 2022

## Abstract

It is well known that machine learning methods can be vulnerable to adversarially-chosen perturbations of their inputs. Despite significant progress in the area, foundational open problems remain. Here we address several of these key questions. We derive exact and approximate *Bayes-optimal robust classifiers* for the important setting of two- and three-class Gaussian classification problems with arbitrary imbalance, for  $\ell_2$  and  $\ell_\infty$  adversaries. In contrast to classical Bayes-optimal classifiers, decisions here cannot be made pointwise and new theoretical approaches are needed. We develop and leverage new tools, including recent breakthroughs from probability theory on robust isoperimetry (Cianci et al, 2011, Mossel and Neeman 2015), which, to our knowledge, have not yet been used in the area. Our results reveal tradeoffs between standard and robust accuracy that grow when data is imbalanced. We also show further foundational results, including an analysis of the loss landscape, classification calibration for convex losses in certain models, and finite sample rates for the robust risk.

## Contents

<b>1</b>	<b>Introduction</b>	<b>2</b>
<b>2</b>	<b>Optimal <math>\ell_2</math> robust classifiers</b>	<b>3</b>
2.1	Two classes . . . . .	4
2.2	Three classes . . . . .	6
<b>3</b>	<b>Optimal <math>\ell_\infty</math> robust classifiers</b>	<b>8</b>
<b>4</b>	<b>Landscape of the robust risk</b>	<b>8</b>
<b>5</b>	<b>Finite sample analysis</b>	<b>9</b>
<b>6</b>	<b>Related work</b>	<b>11</b>

<b>A Preliminaries</b>	<b>15</b>
<b>B Optimal <math>\ell_2</math> robust two-class classifiers</b>	<b>15</b>
B.1 Connections to randomized classifiers . . . . .	17
B.2 Proof of mixture result for two-class problem . . . . .	18
B.3 Extension to general covariance . . . . .	18
B.4 Reducing to a lower-dimensional space . . . . .	19
B.5 Approximately robust optimal classifiers via robust concentration . . . . .	20
<b>C Optimal <math>\ell_2</math> robust three-class classifiers</b>	<b>22</b>
C.1 Bayes optimal classifier . . . . .	22
C.2 Proof of Theorem 2.3 . . . . .	22
C.3 Counter-example . . . . .	25
C.4 Proof of Theorem 2.4 . . . . .	26
<b>D Optimal <math>\ell_\infty</math> robust two-class classifiers</b>	<b>27</b>
D.1 Proof of Corollary 3.1 . . . . .	27
D.2 Proof of Theorem 3.2 . . . . .	27
<b>E Optimal <math>\ell_\infty</math> robust three-class classifiers</b>	<b>28</b>
E.1 Analogue of Corollary 3.1 for three classes . . . . .	28
E.2 Analogue of Theorem 3.2 for three classes . . . . .	29
<b>F Landscape of the robust risk</b>	<b>31</b>
F.1 Proof of Theorem 4.1 . . . . .	31
F.2 Proof of Theorem 4.2 . . . . .	32
<b>G Finite sample analysis</b>	<b>34</b>
G.1 Proof of Proposition 5.1 . . . . .	34
G.2 Proof of Theorem 5.2 . . . . .	34
G.3 Proof of Theorem 5.3 . . . . .	35

# 1 Introduction

Machine learning methods have shown strong performance on numerous tasks ranging from perception to generative modeling and natural language processing [e.g., 24, etc]. Despite this success, it is now well known that many of these methods are also highly vulnerable to adversarial attacks, meaning that small, imperceptible changes to the input data can have undesirable effects on the predictions of learned models. For example, imperceptible pixel-wise changes to images can severely degrade the performance of trained classifiers [43, 7]. As a result, *adversarial training* methods have been developed toward addressing this problem [e.g., 19, 25, 46, 31, 53, etc].

While adversarial training has been shown to improve robustness, it has also been argued that there may be a fundamental tradeoff between robustness and test accuracy [e.g., 44, 41, etc] and that generalization after adversarial training requires significantly more data [e.g., 38, etc]. There are also numerous works that seek to understand the theoretical properties of these tradeoffs [e.g., 44, 52, 34, 21, 11, 28, etc].

However, progress toward solving the crucial problem of finding exact and approximate Bayes-optimal *robust* classifiers for foundational models, such as Gaussian mixtures, has been relatively limited (see the related work section). This task is highly nontrivial and thus requires novel approaches, as Bayes-optimal robust classification does not reduce to pointwise decisions, unlike the non-robust case.

**Contributions.** Our contributions are:

1. We find the *optimal robust classifiers* for the foundational setting of two- and three-class imbalanced Gaussian classification with respect to  $\ell_2$  and  $\ell_\infty$  norm-bounded adversaries, which were previously unknown and involve new fundamental challenges. To tackle this problem, we carefully combine Gaussian concentration of measure with the Neyman-Pearson lemma and Fisher’s linear discriminant. This introduces a *new and nontrivial theoretical approach* that, to our knowledge, has not yet been used in the area.
2. We use these results to provide clear and precise insights into the *tradeoff between accuracy and robustness*. In particular, we uncover *fundamental distinctions between balanced and imbalanced classes*. Balanced classes experience no tradeoff: the optimal non-robust classifier also turns out to minimize the robust risk. However, a clear tradeoff appears in the imbalanced case: the boundary measure of the larger class expands and gets larger weight, so the optimal boundary necessarily moves. Thus, no classifier simultaneously minimizes both standard and robust risk; the optimal *non-robust* classifier is not the optimal *robust* classifier.
3. We show how the optimal robust classifiers relate to previously proposed randomized classifiers. Additionally, we characterize optimal robust classifiers for data with more general covariances and with low-dimensional structure.
4. We further show that in certain cases *all robust classifiers are approximately linear*, characterizing all approximately optimal robust classifiers. This requires a novel approach, which leverages recent breakthroughs from *robust isoperimetry* [12, 32] and represents one of our main technical innovations.
5. We uncover *surprising phase-transitions arising in three-class robust classification*. Deriving optimal classifiers for this setting requires delicate analysis, but reveals how the optimal classifier can jump discontinuously for small changes in the problem parameters. This does not occur in the two-class setting or for non-robust classification; it arises when combining robustness with a third class.
6. We provide a more comprehensive understanding by also analyzing the full *non-convex landscape of the robust risk* for linear classifiers, which yields important insights for optimization algorithms. Namely, we characterize the stationary points and leverage recent work on non-smooth, non-convex optimization [8, 14] to prove that *sub-gradient flow converges to global minima*. We also characterize broad settings where classification calibration holds for surrogate losses.
7. We connect our findings to empirical robust risk minimization by providing a *finite-sample analysis* with respect to 0-1 and surrogate loss functionals, which also highlights the key role of geometry in convergence rates. Much of the analysis turns out to not rely on Gaussianity and may also be of broader interest.

**Basic Definitions and Notation.** For any classifier  $\hat{y} : \mathbb{R}^p \rightarrow \mathcal{C}$ , the robust risk with respect to the 0-1 loss and a norm  $\|\cdot\|$  is:

$$R_{\text{rob}}(\hat{y}, \varepsilon, \|\cdot\|) := \mathbb{E}_{x,y} \sup_{\|\delta\| \leq \varepsilon} I\{\hat{y}(x + \delta) \neq y\} = \Pr_{x,y} \left\{ \exists \delta: \|\delta\| \leq \varepsilon \quad \hat{y}(x + \delta) \neq y \right\}, \quad (1)$$

Here  $x \in \mathbb{R}^p$  are the features,  $y \in \mathcal{C}$  is the label,  $\mathcal{C}$  denotes the set of classes,  $I$  is the indicator function, and  $\varepsilon \geq 0$  is the perturbation radius. As is well known, e.g. [1, pg. 216], minimizing the standard (non-robust/non-adversarial) risk

$$R_{\text{std}}(\hat{y}) := R_{\text{rob}}(\hat{y}, 0, \|\cdot\|) = \mathbb{E}_y \Pr_{x|y} \{\hat{y}(x) \neq y\} = \Pr_{x,y} \{\hat{y}(x) \neq y\} = \mathbb{E}_x \Pr_{y|x} \{\hat{y}(x) \neq y\},$$

reduces to making an optimal choice for each  $x \in \mathbb{R}^p$  *pointwise*, with minimizer given by the Bayes optimal classifier  $\hat{y}_{\text{Bay}}^*(x) \in \arg\max_{c \in \mathcal{C}} \Pr_{y|x}(y = c)$ . However, this does *not* apply when  $\varepsilon > 0$ , which presents the fundamental challenge requiring new approaches.

## 2 Optimal $\ell_2$ robust classifiers

We start by deriving optimal robust classifiers for  $\ell_2$  adversaries, i.e., classifiers  $\hat{y}^* : \mathbb{R}^p \rightarrow \mathcal{C}$  that minimize the robust risk  $R_{\text{rob}}(\hat{y}, \varepsilon, \|\cdot\|_2)$ . We will sometimes omit the subscript “2” for simplicity.

## 2.1 Two classes

Consider the important and fundamental binary classification setting where data is distributed as a Gaussian for each of the classes  $y \in \mathcal{C} = \{\pm 1\}$ :

$$x|y \sim \mathcal{N}(y\mu, \sigma^2 I_p), \quad y = \begin{cases} +1 & \text{with probability } \pi, \\ -1 & \text{with probability } 1 - \pi, \end{cases} \quad (2)$$

where  $\mu \in \mathbb{R}^p$  specifies the class means ( $+\mu$  and  $-\mu$ ),  $\sigma^2 \in \mathbb{R}_{>0}$  is the within-class variance, and  $\pi \in [0, 1]$  is the proportion of the  $y = 1$  class. The means are centered at the origin without loss of generality (wlog). By scaling, we also take  $\sigma^2 = 1$  wlog to simplify exposition.

In this setting, the Bayes optimal (non-robust) classifier is linear; in particular, the expression for this classifier is given by the following pointwise calculation:

$$\hat{y}_{\text{Bay}}^*(x) = \operatorname{argmax}_{c \in \mathcal{C}} \Pr_{y|x}(y = c) = \operatorname{sign}(x^\top \mu - q/2),$$

where  $q := \ln\{(1 - \pi)/\pi\}$  is the log-odds-ratio and we define  $\ln(0) := -\infty$ . The classifier is unaffected by any positive rescaling of the argument of sign. Denoting the normal cumulative distribution function  $\Phi(x) := (2\pi)^{-1/2} \int_{-\infty}^x \exp(-t^2/2) dt$  and  $\bar{\Phi} := 1 - \Phi$ , the corresponding Bayes risk

$$R_{\text{Bay}}(\mu, \pi) := R_{\text{std}}(\hat{y}_{\text{Bay}}^*) = \pi \cdot \Phi\left(\frac{q}{2\|\mu\|_2} - \|\mu\|_2\right) + (1 - \pi) \cdot \bar{\Phi}\left(\frac{q}{2\|\mu\|_2} + \|\mu\|_2\right), \quad (3)$$

is the smallest attainable *standard* risk and characterizes the problem difficulty.

We now consider the problem of finding Bayes-optimal *robust* classifiers. The approach used in the non-robust setting in which we make optimal pointwise decisions for each  $x$  does not work, because the robust risk is also affected by neighboring decisions. Thus, in this paper we introduce new techniques for deriving Bayes-optimal robust classifiers. Our novel approach involves the following steps: first, we combine the Gaussian concentration of measure [9, 42, 10] and the Neyman-Pearson lemma to show that linear classifiers are admissible, then, we derive the optimal linear classifiers via Fisher's linear discriminant. See Appendix B for the proof.

**Theorem 2.1** (Optimal  $\ell_2$ -robust two-class classifiers). *Suppose the data  $(x, y)$  are from the two-class Gaussian model (2). All optimal  $\ell_2$  robust classifiers are equal, up to scale, to the linear classifier:*

$$\hat{y}^*(x) := \operatorname{sign}\{x^\top \mu(1 - \varepsilon/\|\mu\|_2)_+ - q/2\}, \quad (4)$$

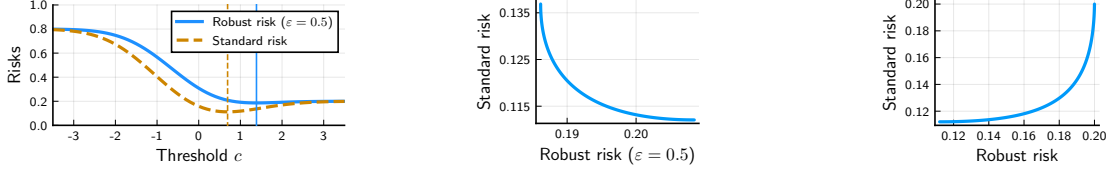
where  $q = \ln\{(1 - \pi)/\pi\}$  and  $(x)_+ = \max(x, 0)$ . Moreover, the corresponding optimal robust risk is

$$R_{\text{rob}}^*(\mu, \pi; \varepsilon) := R_{\text{Bay}}\{\mu(1 - \varepsilon/\|\mu\|_2)_+, \pi\}, \quad (5)$$

where  $R_{\text{Bay}}$  is the Bayes risk defined in (3).

Theorem 2.1 shows the nontrivial result that the Bayes optimal robust classifier *is still linear*. Indeed, it shows that the optimal robust classifier corresponds to the classical (non-robust) Bayes optimal classifier with a *reduced effective mean*  $\mu \mapsto \mu(1 - \varepsilon/\|\mu\|_2)_+$  or an *amplified effective class imbalance*:  $q \mapsto q/(1 - \varepsilon/\|\mu\|_2)_+$ . If  $\varepsilon \geq \|\mu\|_2$ , then nontrivial classification is impossible. The effective signal strength reduction is consistent with prior arguments that “adversarially robust generalization requires more data” [38]. However, to the best of our knowledge, such an exact characterization for imbalanced data was previously unknown (see the related work section).

**Tradeoffs.** When the classes are balanced, i.e.,  $\pi = 1/2$  (and thus  $q = 0$ ), Theorem 2.1 shows that the Bayes optimal classifier  $\hat{y}_{\text{Bay}}^*$  and the optimal robust classifier  $\hat{y}^*$  *coincide*. In general, however, there is a *tradeoff*: neither classifier optimizes both standard and robust risks. Figure 1 illustrates this tradeoff for an example



(a) Risks as functions of threshold  $c$ ; (b) Standard v.s. robust risk for thresholds between minima. (c) Standard v.s. robust risk of optimal *robust* classifier for  $\varepsilon \in [0, 1]$ .

Figure 1: Tradeoffs between optimal classification with respect to standard and robust risks.

with a mean having norm  $\|\mu\|_2 = 1$ , a positive class proportion  $\pi = 0.2$ , and a perturbation radius  $\varepsilon = 0.5$ . The first figure plots the two risks for the linear classifier  $\hat{y}(x) = \text{sign}(x^\top \mu - c)$  as a function of the threshold  $c$ . This highlights the difference between the two risks and their corresponding optimal thresholds. The next figure plots the two risks against each other for a sweep of the threshold  $c$ , and the final figure shows the standard v.s. the robust risk of the optimal *robust* classifier for  $\varepsilon \in [0, 1]$ .

We conclude this section with several noteworthy extensions. See Appendices B.1 to B.4 for details.

**Connections to randomized classifiers.** The reduced effect size can also be interpreted as adding noise to the data, which relates to previously proposed algorithms [47, 2].

**Extension to weighted combinations.** Given the tradeoff between standard risk and robust risk, one might naturally consider minimizing a weighted combination of the two instead. The techniques used to prove Theorem 2.1 can be extended to this setting, leading to new optimally robust classifiers.

**Data with a general covariance.** It turns out that we can extend Theorem 2.1 to some settings where the within-class data covariance  $I_p$  is replaced with a more general covariance matrix  $\Sigma \in \mathbb{R}^{p \times p}$ .

**Low-dimensional manifold.** For data that lie in a low-dimensional linear manifold given by some coordinates being equal to zero, we show the nontrivial result that low-dimensional classifiers are admissible. It is a geometric fact that holds for any norm and does not require Gaussianity. In the Gaussian  $\ell_2$  case, it implies that low-dimensional linear classifiers are optimal.

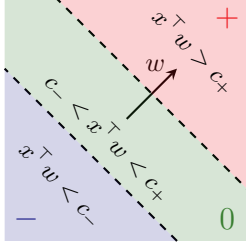
**Approximately robust optimal classifiers.** It is also important to understand what the *approximately* optimal robust classifiers are, which is highly nontrivial. However, in some cases, we can make progress by leveraging recent breakthroughs from *robust isoperimetry* [e.g., 12, 32]. In general, these results show that if a set is approximately isoperimetric (in the sense that its boundary measure is close to minimal for its volume), then it has to be close to a hyperplane. In what follows, we leverage these powerful tools, which, to the best of our knowledge, have not yet been used in machine learning.

Given the difficulty of the problem, we restrict the setting to one-dimensional data. Let  $\gamma(S)$  be the Gaussian measure of a measurable set  $S \subset \mathbb{R}$ . Let also  $\gamma^*(S)$  be the *Gaussian deficit* of  $S$ , the measure of the error of approximation with a half-line:  $\gamma^*(S) := \inf_H \gamma(S \Delta H)$ , where the infimum is taken over half-lines. Clearly  $\gamma^*(S) \geq 0$ , with equality when  $S$  is a half-line almost surely. The following result concerns a broad family of classifiers whose decision regions are unions of intervals. We show that if  $\hat{y}$  has small robust risk, then its decision regions must be close to a half-line; that is, *all robust classifiers are close to linear*.

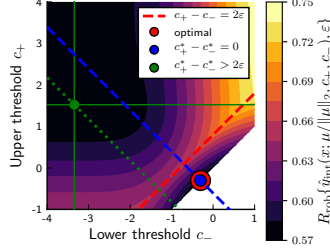
**Theorem 2.2** (Approximately optimal robust classifiers). *For the two-class Gaussian  $\ell_2$ -robust problem, consider classifiers whose classification regions  $S_+$  and  $S_-$  are unions of intervals with endpoints in  $[-M, M]$  where  $\varepsilon$  is less than the half-width of all intervals.*

*Define  $\tau = \tau(\varepsilon, M, \mu) = \varepsilon \exp[-((M + \mu)\varepsilon + \varepsilon^2/2)]$ . Then, for some universal constant  $c > 0$ ,*

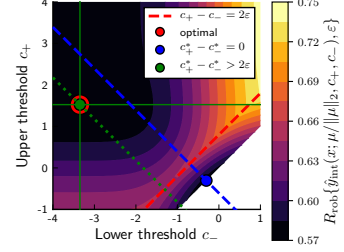
$$R_{\text{rob}}(\hat{y}, \varepsilon) \geq R_{\text{Bay}} + \tau \cdot c \cdot [\pi \cdot \gamma^*(S_- - \mu)^2 + (1 - \pi) \cdot \gamma^*(S_+ + \mu)^2].$$



(a) Linear interval classifier regions.



(b)  $\pi_0 = 42.00\%$



(c)  $\pi_0 = 42.01\%$

Figure 2: Optimal linear  $\ell_2$ -robust classifiers for three classes; (b) and (c) show the thresholds (8) and (9), circling the optimal, where  $\mu = 1$ ,  $\gamma = 1.2$ ,  $\varepsilon = 0.4$  and  $\pi_{\pm} = (1 - \pi_0)\{\gamma^{\pm 1}/(\gamma + \gamma^{-1})\}$ .

If the robust risk  $R_{\text{rob}}(\hat{y}, \varepsilon)$  is close to the Bayes risk  $R_{\text{Bay}}$ , then the Gaussian deficits  $\gamma^*(S_{\pm} \pm \mu)$  are small, so the decision regions  $S_{\pm}$  are near half-lines.

## 2.2 Three classes

Now consider the more general setting of three Gaussian classes  $\mathcal{C} = \{-1, 0, 1\}$ :  $x|y \sim \mathcal{N}(y\mu, I_p)$ ,  $y = \pm 1$  w.p.  $\pi_{\pm}$  and  $y = 0$  w.p.  $\pi_0$ , where  $\pi_+, \pi_0, \pi_- \in [0, 1]$  sum to unity and specify the class proportions. Setting  $\pi_0 = 0$  recovers the two-class setting of Section 2.1, and the within-class variances are set to unity wlog as before. Pointwise calculation (see Appendix C.1) shows that the Bayes optimal classifier is a linear interval classifier:

$$\hat{y}_{\text{int}}(x; w, c_+, c_-) := \begin{cases} +1 & \text{if } x^\top w \geq c_+, \\ 0 & \text{if } c_- \leq x^\top w < c_+, \\ -1 & \text{if } x^\top w \leq c_-, \end{cases} \quad (6)$$

with weights  $w = \mu/\|\mu\|_2$  and thresholds  $c_+ \geq c_-$ . As with two classes, the positive and negative classes are half-spaces, but now the zero class in between is a slab (see Figure 2a).

Again, finding optimal *robust* classifiers does not simply reduce to pointwise calculation; it is a highly challenging problem. We derive optimal linear interval classifiers with respect to robust risk in the nontrivial regime  $\varepsilon < \|\mu\|_2/2$  where nontrivial classification is possible.

**Theorem 2.3** (Optimal linear  $\ell_2$ -robust three-class classifiers). *Suppose data  $(x, y)$  are from the three-class Gaussian model and  $\varepsilon < \|\mu\|_2/2$ . An optimal linear interval  $\ell_2$ -robust classifier is given by:*

$$\hat{y}_{\text{int}}^*(x) := \hat{y}_{\text{int}}(x; \mu/\|\mu\|_2, c_+^*, c_-^*), \quad (7)$$

where the thresholds  $c_+^* \geq c_-^*$  are as below:

*Case 1 (small zero class). If  $\pi_0 \leq \alpha^* \sqrt{\pi_- \pi_+}$ , then the optimal classifier ignores the zero class in between. The thresholds are equal, i.e.,  $c_+^* = c_-^*$ , with value*

$$c_+^* = c_-^* = \ln(\pi_-/\pi_+)/(2\|\mu\|_2 - 2\varepsilon), \quad (8)$$

and the robust risk in terms of  $R_{\text{rob}}^*$ , the two-class optimal robust risk  $R_{\text{rob}}(\hat{y}_{\text{int}}^*, \varepsilon)$  in (5), is

$$\pi_0 + (\pi_+ + \pi_-)R_{\text{rob}}^*\{\mu, \pi_+/(\pi_+ + \pi_-); \varepsilon\}.$$

*Case 2 (large zero class). Otherwise, the thresholds are at least  $2\varepsilon$  apart, i.e.,  $c_+^* - c_-^* > 2\varepsilon$ , with*

$$c_{\pm}^* = \pm \frac{\|\mu\|_2}{2} \pm \frac{\ln(\pi_0/\pi_{\pm})}{\|\mu\|_2 - 2\varepsilon}, \quad (9)$$

and corresponding robust risk

$$R_{\text{rob}}(\hat{y}_{\text{int}}^*, \varepsilon) = (\pi_+ + \pi_0)R_{\text{rob}}^*\left(\frac{\mu}{2}, \frac{\pi_+}{\pi_+ + \pi_0}; \varepsilon\right) + (\pi_- + \pi_0)R_{\text{rob}}^*\left(\frac{\mu}{2}, \frac{\pi_-}{\pi_- + \pi_0}; \varepsilon\right).$$

The cutoff  $\alpha^*$  is the unique solution to the equation:

$$\begin{aligned} & (\gamma + \gamma^{-1})R_{\text{rob}}^*\{\mu, \gamma/(\gamma + \gamma^{-1}); \varepsilon\} \\ &= (\gamma + \alpha)R_{\text{rob}}^*\{\mu/2, \gamma/(\gamma + \alpha); \varepsilon\} + (\gamma^{-1} + \alpha)R_{\text{rob}}^*\{\mu/2, \gamma^{-1}/(\gamma^{-1} + \alpha); \varepsilon\} - \alpha, \end{aligned} \tag{10}$$

in the domain  $\alpha \geq \exp\{-(\|\mu\|_2 - 2\varepsilon)^2/2\}$  where we define  $\gamma := \sqrt{\pi_+/\pi_-}$ ;  $\alpha^* = \exp(-\|\mu\|_2^2/2)$  when  $\varepsilon = 0$ .

Theorem 2.3 includes the non-robust case ( $\varepsilon = 0$ ) but also allows for  $\varepsilon > 0$ , which introduces new challenges; see Appendix C for the proof. Note that the thresholds (8) coincide with two-class robust classification between the positive and negative classes, *ignoring the zero class*. The thresholds (9) coincide with two-class robust classification: i) between the zero and positive classes and ii) between the zero and negative classes.

**New discontinuity.** The three-class setup reveals a surprising property arising from robustness: optimal thresholds can be discontinuous in problem parameters, as they jump between cases. For example, Figures 2b and 2c show nearly identical setups, with only a *slight* change in class imbalance, but the optimal thresholds jump *discontinuously* from (8) to (9). To see why, note that (8) and (9) are never in  $0 < c_+ - c_- < 2\varepsilon$  since any such choice can be improved by moving  $c_+$  and  $c_-$  closer together. This discontinuity is special. It does *not* arise for standard risk ( $\varepsilon = 0$ ), since (8) and (9) coincide at the cutoff in that case. It also does *not* arise in two-class setups, which have no transition. It is a property arising from robustness for three classes.

**Tradeoffs.** Like the two-class setting, we see a tradeoff in general between standard and robust risk; no classifier optimizes both *even when restricted to linear classifiers*. A new three-class manifestation arises in the jump from (8) to (9), i.e., from ignoring to including the zero class. The cutoff  $\alpha^* \geq \exp\{-(\|\mu\|_2 - 2\varepsilon)^2/2\}$  for  $\varepsilon > 0$  is larger than that for  $\varepsilon = 0$ , so reducing robust risk more often involves *excluding a minority zero class*. The class ratios in (8) and (9) are also effectively inflated by  $1/(1 - \varepsilon/\|\mu\|_2)$  and  $1/(1 - 2\varepsilon/\|\mu\|_2)$ , respectively, further amplifying the effects of class imbalance.

**Optimality of linear classifiers.** Proving that linear classifiers are optimal is not strictly needed to show a tradeoff (since the Bayes optimal classifier is itself linear) and turns out to be quite challenging. For two classes, linear classifiers can match any classifier with respect to the robust misclassification of both classes *simultaneously*. This fact is crucially used to prove Theorem 2.1, but is false for three classes in general (counter-example in Appendix C). However, it does hold for the broad family of  $\varepsilon$ -separated classifiers, whose  $\pm$  boundaries are at least  $2\varepsilon$  apart.

**Theorem 2.4** (Linear classifiers dominate  $\varepsilon$ -separated classifiers). *Suppose data  $(x, y)$  are from the three-class Gaussian model and  $\varepsilon < \|\mu\|_2/2$ . For any  $\varepsilon$ -separated classifier  $\hat{y} : \mathbb{R}^p \rightarrow \{-1, 0, 1\}$ , i.e., one for which*

$$\inf \{|x_+ - x_-| : \hat{y}(x_+) = 1 \text{ and } \hat{y}(x_-) = -1\} > 2\varepsilon,$$

*there is a linear classifier  $\tilde{y}$  that matches its robust misclassification on all classes, i.e.,*

$$\Pr_{x|y}(A) \leq \Pr_{x|y}(A), \quad y \in \{-1, 0, 1\}.$$

*where  $A := \{\exists \delta : \|\delta\|_2 \leq \varepsilon \text{ } \tilde{y}(x + \delta) \neq y\}$ . As a result,  $R_{\text{rob}}(\tilde{y}, \varepsilon) \leq R_{\text{rob}}(\hat{y}, \varepsilon)$ .*

So, linear classifiers are at least as good as  $\varepsilon$ -separated classifiers, which form a broad and indeed likely most relevant family. See Appendix C for the proof.

### 3 Optimal $\ell_\infty$ robust classifiers

We now shift our attention from  $\ell_2$  to  $\ell_\infty$  adversaries, i.e., perturbations up to an  $\ell_\infty$  radius, and seek to minimize the robust risk  $R_{\text{rob}}(\hat{y}, \varepsilon, \|\cdot\|_\infty)$ . Doing so introduces new challenges: the rotational invariant geometry of  $\ell_2$  allowed a reduction to the simpler one-dimensional case, but this does not apply here. The next result captures one setting, however, where the geometry is favorable and the  $\ell_2$  findings of Section 2 extend to  $\ell_\infty$  robustness. Its proof is in Appendix D.

**Corollary 3.1** (Optimal  $\ell_\infty$  robust classifiers for 1-sparse means). *Suppose data  $(x, y)$  are from the two-class Gaussian model (2),  $\mu$  has one non-zero coordinate  $\mu_j > 0$  (i.e.,  $\mu$  is 1-sparse), and  $\varepsilon < \mu_j$ . An optimal  $\ell_\infty$  robust classifier is the linear classifier using only the corresponding coordinate:*

$$\hat{y}^*(x) := \text{sign}\{x_j(\mu_j - \varepsilon) - q/2\}, \quad (11)$$

where  $q = \ln\{(1 - \pi)/\pi\}$  as before.

In essence, the  $\ell_2$  and  $\ell_\infty$  norms agree when restricted to the nonzero coordinate, enabling us to extend Theorem 2.1. The same applies to the three-class setting of Section 2.2 with a similar extension of Theorem 2.3, which we omit here for brevity (see Appendix E).

Removing the restriction that  $\mu$  be 1-sparse is highly nontrivial in general, but it turns out to be possible if we instead consider only *linear* classifiers:  $\hat{y}_{\text{lin}}(x; w, c) = \text{sign}(x^\top w - c)$ .

**Theorem 3.2** (Optimal linear  $\ell_\infty$  robust classifiers). *Suppose data  $(x, y)$  are from the two-class Gaussian model (2). An optimal linear  $\ell_\infty$  robust classifier is:  $\hat{y}^*(x) := \text{sign}\{x^\top \eta_\varepsilon(\mu) - q/2\}$ , where  $q = \ln\{(1 - \pi)/\pi\}$  and the soft-thresholding operator*

$$\eta_\varepsilon(x) := \begin{cases} x - \varepsilon, & \text{if } x \geq \varepsilon, \\ 0, & \text{if } x \in (-\varepsilon, \varepsilon), \\ x + \varepsilon, & \text{if } x \leq -\varepsilon, \end{cases} \quad (12)$$

is applied element-wise to the vector  $\mu \in \mathbb{R}^p$ .

The proof is based on a connection to the well-known water-filling optimization problem, and is provided in Appendix D. It is surprising that soft-thresholding, an operator that arises in sparsity, also appears in this different setting. A similar extension holds for three classes, which we again leave to Appendix E.

### 4 Landscape of the robust risk

Sections 2 and 3 optimized the robust risk, but left open important questions about its *optimization landscape*. Does gradient descent always find globally optimal robust classifiers, and what happens if we were to use surrogate losses as is commonly done in practice? This section makes progress on these two questions.

Consider data  $(x, y)$  from the two-class Gaussian model (2) with linear classifiers and corresponding  $\ell$ -robust risk as a function of weights  $w \in \mathbb{R}^p$  and bias  $c \in \mathbb{R}$ :

$$\tilde{R}_{\varepsilon, \|\cdot\|, \ell}(w, c) := \mathbb{E}_{x, y} \sup_{\|\delta\| \leq \varepsilon} \ell[\{w^\top(x + \delta) - c\} \cdot y]. \quad (13)$$

The 0-1 loss  $\bar{\ell}(z) = I(z \leq 0)$  yields  $\tilde{R}_{\varepsilon, \|\cdot\|, \bar{\ell}}(w, c) = R_{\text{rob}}\{\text{sign}(w^\top x - c), \varepsilon, \|\cdot\|\}$ . Our first result precisely characterizes the stationary points of (13) for this loss with respect to the weights  $w \in \mathbb{R}^p$  with the bias term dropped ( $c = 0$ ). Combining this with recent work on non-smooth non-convex optimization [8, 14], we show that sub-gradient<sup>1</sup> flow does in fact typically converge to a global minimizer.

<sup>1</sup>The *sub*-gradient is needed here because  $\tilde{R}$  may not be differentiable. See, e.g., [37] for background.



**Theorem 4.1** (Stationary points and convergence of sub-gradient flow). *Consider learning a robust linear classifier with no bias term, i.e., fix  $c = 0$  in (13) yielding  $\tilde{R}_{\varepsilon, \|\cdot\|, \bar{\ell}}(w, 0)$ . For both  $\ell_2$  and  $\ell_\infty$  norm perturbations, the stationary points of this restricted robust risk with respect to  $w$  are all either global minima or global maxima. As a consequence, the sub-gradient flow  $\dot{w}_t \in -\partial_w \tilde{R}_{\varepsilon, \|\cdot\|, \bar{\ell}}(w_t, 0)$  converges to a global minimizer from anywhere except a global maximizer.*

It is also common to use surrogate losses  $\ell$  in (13) such as: the logistic loss  $\ell(z) = \log(1 + \exp(-z))$ , the exponential loss  $\ell(z) = \exp(-z)$ , or the hinge loss  $\ell(z) = (1 - z)_+$ . The impact of doing so is well-studied in standard settings [4], but has remained an important open problem in the adversarial setting. Minimizing a surrogate loss here does not in general produce optimal weights for the 0-1 loss, but it does so in a few settings which the next result describes.

**Theorem 4.2** (Classification calibration). *Let  $w^* \in \mathbb{R}^p$  be the optimal weights for a linear classifier with no bias term, i.e.,  $w^*$  minimizes  $\tilde{R}_{\varepsilon, \|\cdot\|, \bar{\ell}}(w, 0)$  with the 0-1 loss  $\bar{\ell}$ . Any strictly decreasing surrogate loss  $\ell$  is classification calibrated. Minimizing the corresponding  $\ell$ -robust risk  $\tilde{R}_{\varepsilon, \|\cdot\|, \ell}(w, 0)$  recovers  $w^*$ .*

*Furthermore, calibration extends to the case with bias, i.e., jointly minimizing  $\tilde{R}_{\varepsilon, \|\cdot\|, \ell}(w, c)$  produces  $(w^*, 0)$  if either: i)  $\ell$  is additionally convex, or ii) the classes are balanced, i.e.,  $\pi = 1/2$ .*

Theorem 4.2 partially extends to surrogate losses  $\ell$  that are decreasing but not strictly so;  $w^*$  still minimizes the  $\ell$ -robust risks but might not do so uniquely. See Appendix F for proofs of Theorems 4.1 and 4.2.

## 5 Finite sample analysis

Having studied optimal population robust classifiers, we now study robust linear classifiers learned from finitely many samples  $(x_1, y_1), \dots, (x_n, y_n) \in \mathbb{R}^p \times \{\pm 1\}$ . This section does not assume Gaussianity; much of our subsequent analysis turns out to not rely on it. Here, we learn classifiers by minimizing the *empirical*  $\ell$ -robust risk (with decreasing loss functional  $\ell$ ):

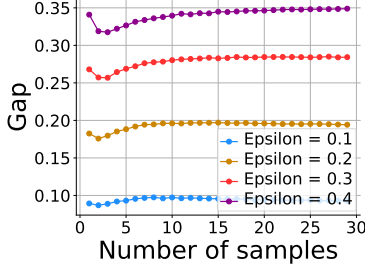
$$\hat{R}_{\varepsilon, \|\cdot\|, \ell}^{(n)}(w, c) := \frac{1}{n} \sum_{i=1}^n \sup_{\|\delta\| \leq \varepsilon} \ell[\{w^\top (x_i + \delta) - c\} \cdot y_i] = \frac{1}{n} \sum_{i=1}^n \ell\{(w^\top x_i - c) \cdot y_i - \varepsilon \|w\|_*\}, \quad (14)$$

where  $\|\cdot\|_*$  is the dual norm and the equality holds because  $\ell$  is decreasing; see e.g., [22]. Using the 0-1 loss  $\bar{\ell}(z) = I(z \leq 0)$  yields a non-convex and discontinuous empirical robust risk  $\hat{R}_{\varepsilon, \|\cdot\|, \bar{\ell}}^{(n)}(w, c)$ , making optimization challenging. So one often uses *convex* surrogates instead, making  $\hat{R}_{\varepsilon, \|\cdot\|, \ell}^{(n)}(w, c)$  convex (decreasing convex functions of concave functions are convex).

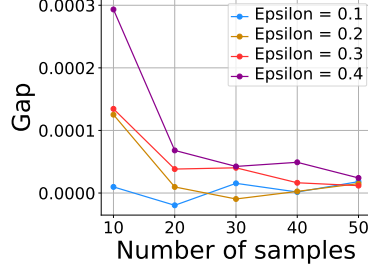
Hence, the empirical  $\ell$ -robust risk (14) can be efficiently minimized for  $\ell_\infty$  adversaries with convex decreasing surrogates such as the linear and hinge losses. Given  $n$  samples, this gives optimal weights  $\hat{w}_n \in \mathbb{R}^p$  and a classifier  $\hat{y}_n(x) = \text{sign}(x^\top \hat{w}_n)$ , where throughout we will fix the bias  $c = 0$ . We will study these classifiers for the linear and hinge losses.

To study the tradeoff between standard and robust classifiers in finite samples, inspired by [11], in Figure 3 we plot the mean gaps between the population robust and standard risks, i.e.,  $R_{\text{rob}}(\hat{y}_n, \varepsilon, \|\cdot\|_\infty) - R_{\text{std}}(\hat{y}_n)$ , as a function of the number of samples  $n$ , in the two-class Gaussian model (2). If the gap is large, then the robust risk is much greater than the standard risk for the optimal robust classifiers, yielding an unfavorable tradeoff. For the linear loss (which is unbounded so we add the constraint  $\|w\|_2 \leq 1$ ), the gap between the standard and robust risks is large as  $n$  grows, consistent with [11]. However under the hinge loss, regardless of the value of  $\varepsilon$ , the gap decreases, which had not been investigated in [11]. This shows that the loss functional matters in robust risk minimization, consistent with our landscape results and expanding on [11].

**Optimal empirical robust classifiers.** The empirical risk-minimization perspective we have described gives an effective procedure for obtaining robust classifiers. Moreover, in some special cases we can also derive explicit optimal empirical  $\ell$ -robust classifiers. The next proposition does so for  $\ell_\infty$  adversaries with linear loss where we again drop the bias term, i.e.  $c = 0$ .



(a) Linear surrogate loss.



(b) Hinge surrogate loss.

Figure 3: Mean gap between robust and standard risks of optimal finite-sample  $\ell_\infty$  robust classifiers obtained via empirical robust risk minimization. Here we set the dimension  $p = 5$ , mean vector  $\mu = 1/2 \cdot \mathbb{1}$ , and class proportion  $\pi = 1/2$ .

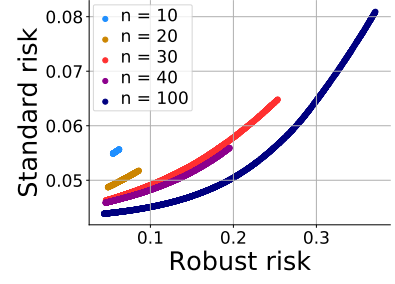


Figure 4: Trade-off between (population) standard and robust risk for  $\varepsilon \in [0, 1]$  for classifiers obtained via Prop 5.1. Here we set  $p = 5$ ,  $\mu = 1/2 \cdot \mathbb{1}$ ,  $\pi = 1/2$ .

**Proposition 5.1.** *The empirical  $\ell_\infty$  robust risk (with no bias term)  $\hat{R}_{\varepsilon, \|\cdot\|_\infty, \ell}^{(n)}(w, 0)$  is minimized for the linear loss  $\ell(z) = -z$  by  $w^* := \eta_\varepsilon(\hat{\mu}) / \|\eta_\varepsilon(\hat{\mu})\|_2$  when we constrain  $\|w\|_2 \leq 1$ . Here  $\eta$  is the soft-thresholding operator (12), which is applied element-wise to the empirical mean vector  $\hat{\mu} := (1/n) \sum_{i=1}^n y_i x_i \in \mathbb{R}^p$ .*

Interestingly, these finite-sample weights can be viewed as plug-in estimates of the *population* optimal weights  $\eta_\varepsilon(\mu)$  from Theorem 3.2 for the two-class Gaussian model (2), where the *empirical* mean  $\hat{\mu}$  is substituted for the population mean  $\mu$ . In Figure 4, we illustrate the tradeoff between (population) standard and robust risk for classifiers obtained via Proposition 5.1.

**Convergence of robust risk minimization.** Here we quantify the concentration of the empirical robust risk  $\hat{R}_{\varepsilon, \|\cdot\|, \bar{\ell}}^{(n)}(w, c)$  around its population analogue  $\tilde{R}_{\varepsilon, \|\cdot\|, \bar{\ell}}(w, c)$ , where  $\bar{\ell}$  is again the 0-1 loss.

**Theorem 5.2** (Convergence of empirical robust risk for linear classifiers). *For any  $\delta > 0$ ,*

$$\Pr \left\{ \forall (w, c) \in \mathbb{R}^p \times \mathbb{R} \quad \left| \hat{R}_{\varepsilon, \|\cdot\|, \bar{\ell}}^{(n)}(w, c) - \tilde{R}_{\varepsilon, \|\cdot\|, \bar{\ell}}(w, c) \right| \leq \delta \right\} \geq 1 - \exp(-C(p - \delta^2 n))$$

where  $C$  is a constant independent of  $n, d$ , and the probability here is with respect to  $(x_1, y_1), \dots, (x_n, y_n) \in \mathbb{R}^p \times \{\pm 1\}$ , the  $n$  independent identically distributed samples that define  $\hat{R}_{\varepsilon, \|\cdot\|, \bar{\ell}}^{(n)}(w, c)$ . Notably,  $x_i | y_i$  need not be Gaussian.

Put another way, the empirical robust risk concentrates *uniformly* across all linear classifiers at rate  $\delta = O(\sqrt{p/n})$ . The proof uses the fact that the  $\varepsilon$ -expansions of half-spaces are still half-spaces, enabling arguments by VC-dimension. Characterizing more general classifiers is highly nontrivial since the  $\varepsilon$ -expansion of a finite VC dimension hypothesis class can have infinite VC dimension [29]. However, for one-dimensional data it turns out that we can generalize from linear classifiers, which divide  $\mathbb{R}$  into a pair of intervals and assign each to a class, to classifiers that assign *finite unions of intervals* to each class.

**Theorem 5.3** (Convergence rate of empirical robust risk in 1D). *Consider the setting of Theorem 5.2 and classifiers whose classification regions are unions of at most  $2k$  intervals. Then, the empirical robust risk  $R_n$  of such classifiers concentrates around their true robust risk  $R$ , uniformly over all such classifiers: for any  $\delta > 0$ , we have uniformly over all such classifiers  $\hat{y}$ ,  $|R_n(\hat{y}, \varepsilon) - R(\hat{y}, \varepsilon)| \leq \delta$  w.p.  $\geq 1 - 4 \exp(-2n\delta^2/k^2)$ .*

Thus uniform concentration for  $k$  intervals occurs at rate  $\delta = O(k/\sqrt{n})$ . The proof is based on the Dvoretzky–Kiefer–Wolfowitz inequality.

## 6 Related work

Adversarial robustness is a very active area and we can only review the most closely related works. [49] studies robustness of linear models. Among many results, they show that certain robust support vector machines (SVM) are equivalent to regularized SVM (Theorem 3). They also give bounds on the standard generalization error based on the regularized empirical hinge risk (Theorem 8). [48] shows equivalences between adversarially robust regression and lasso. [27] studies the adversarial robustness of linear models, arguing that random hyperplanes are very close to any data point and that robustness requires strong regularization. Furthermore, [17] studies robustness defined as the average of the norm of the smallest perturbation that switches the sign of a classifier  $f$ . They consider labels that are a deterministic function of the datapoints, which differs from our setup.

Several works have used various forms of concentration of measure to explain the existence of adversarial examples in high dimensions [18, 39]. These typically use concentration on the sphere, not Gaussian concentration as we do here. [26] proposes methods for empirically measuring concentration and establishing fundamental limits on intrinsic robustness.

The works [11, 28] consider the Gaussian and Bernoulli models for data and analytically establish a variety of phenomena regarding robust accuracy and the generalization gap in the finite size regime. One major message of these works is that more data may actually increase the generalization gap.

Others argue that there are tradeoffs between standard and robust accuracy [38, 17, 44, 34, 35, 13]. [38] also studies the two-class Gaussian classification problem  $x \sim \mathcal{N}(y\mu, \sigma^2 I_p)$ , focusing on the balanced case  $\pi = 1/2$ , and on signal vectors  $\mu$  of norm approximately  $\sqrt{p}$ . They consider the setting in which it is possible to construct accurate classifiers even from one training data point  $(x_1, y_1)$ . They show that the classifier  $\hat{y}(x) = \text{sign}(y_1 \cdot x_1^\top x)$  can have high standard accuracy, but low robust accuracy. In contrast, we aim to characterize optimal classifiers for lower signal strength regimes. [13] studies a two-class Gaussian classification problem with general covariance and balanced classes. They develop sharp minimax bounds on the classification excess risk with a corresponding computationally efficient estimator. In contrast, we derive optimal classifiers for spherical covariances in imbalanced settings, and identify tradeoffs there.

[20] studies a two-class Gaussian classification problem with balanced classes and shows that robust learning can lead to both more or less private models depending on the setup. In contrast, we focus on deriving optimal classifiers and study the tradeoffs that arise in imbalanced settings.

[36] studies the adversarial robustness of Bayes-optimal classifiers in two-class Gaussian classification problems with unequal covariance matrices  $\Sigma_1, \Sigma_2$ . For instance, when the covariance matrices are strongly asymmetric, so that the smallest eigenvalue of one class tends to zero, they show almost all points from that class are close to the optimal decision boundary. In contrast, in the symmetric isotropic case,  $\Sigma_1 = \Sigma_2 = \sigma^2 I_p$  and  $\sigma \rightarrow 0$ , they show that with high probability all points in both classes are at distance  $p/2$  from the boundary. This is consistent with our findings, but we focus on different problems, namely finding the optimal robust classifiers.

[44] considers two-class Gaussian classification where  $x = y \cdot (b, \eta 1_p) + \mathcal{N}(0_p, \text{diag}(0, 1_{p-1}))$ , and  $b$  is a random sign variable with  $P(b = 1) = q \geq 1/2$ , while  $\eta$  is a constant. Thus, the first variable contains the correct class  $y$  with probability  $q$ , while the remaining “non-robust” features contain a weak correlation with  $y$ . Our models are related, but do not include this model. The closest results we have are on the optimal robust classifiers for  $\ell_\infty$  perturbations, which are given by soft-thresholding the mean. This will not use the non-robust features, which is consistent with [44]. However, their results are different, as they show a robustness-accuracy tradeoff (Theorem 2.1), while we characterize the optimal robust classifiers.

There are a few works that obtain partially overlapping results using optimal transport. [15] provides lower bounds on adversarial risk for certain multi-class classification problems whose data distributions satisfy the  $W_2$  Talagrand transportation-cost inequality. In contrast, we find the optimal classifiers for the special cases of two- and three-class Gaussian classification problems. [5] develop a general framework connecting adversarial risk to optimal transport. As a special case, for balanced two-class Gaussian classification

problems with  $\pi = 1/2$  and  $x_i|y_i \sim \mathcal{N}(\mu y_i, \Sigma)$ , and for general perturbations in a closed, convex, absorbing and origin-symmetric set  $B$ , they show linear classifiers are optimal, and characterize these optimal classifiers. Complementary to this, we focus on the imbalanced setting and identify tradeoffs there. [33] also characterize optimal classifiers in various settings using optimal transport, and then focus on the balanced case  $\pi = 1/2$ , e.g., for two classes with spherical covariances  $\mathcal{N}(\mu_i, \sigma^2 I_p)$  or in 1-D with different means and covariances  $\mathcal{N}(\mu_i, \sigma_i^2)$ .

[45] analyze the robustness of nearest neighbor methods to adversarial examples. They propose and study maximizing the notion of astuteness, which turns out to be equal to  $1 -$  the robust risk. They connect this notion to  $r$ -optimality, which they introduce. [6] study when non-parametric methods are robust. [50] propose a generic attack and defense for robustness in non-parametric classification. [51] study adversarial robustness through local Lipschitzness, for more general data models than us, while we find statistically optimal robust classifiers in some specific foundational models. [30] propose methods for efficiently PAC learning adversarially robust halfspaces with noise. For random classification noise, the representation of the risk in terms of the dual norm agrees with ours, while the learning results are in a very different distribution-free PAC model.

## References

- [1] T. W. Anderson. *An Introduction to Multivariate Statistical Analysis*. Wiley New York, 2003.
- [2] A. Athalye, L. Engstrom, A. Ilyas, and K. Kwok. Synthesizing robust adversarial examples. *arXiv preprint arXiv:1707.07397*, 2017.
- [3] A. Athalye, N. Carlini, and D. Wagner. Obfuscated gradients give a false sense of security: Circumventing defenses to adversarial examples. In *International Conference on Machine Learning*, pages 274–283, 2018.
- [4] P. L. Bartlett, M. I. Jordan, and J. D. McAuliffe. Convexity, classification, and risk bounds. *Journal of the American Statistical Association*, 101(473):138–156, 2006.
- [5] A. N. Bhagoji, D. Cullina, and P. Mittal. Lower bounds on adversarial robustness from optimal transport. In *Advances in Neural Information Processing Systems*, pages 7496–7508, 2019.
- [6] R. Bhattacharjee and K. Chaudhuri. When are non-parametric methods robust? In *International Conference on Machine Learning*, 2020.
- [7] B. Biggio, I. Corona, D. Maiorca, B. Nelson, N. Šrndić, P. Laskov, G. Giacinto, and F. Roli. Evasion attacks against machine learning at test time. In *Joint European conference on machine learning and knowledge discovery in databases*, pages 387–402. Springer, 2013.
- [8] J. Bolte, A. Daniilidis, and A. Lewis. The łojasiewicz inequality for nonsmooth subanalytic functions with applications to subgradient dynamical systems. *SIAM Journal on Optimization*, 17(4):1205–1223, 2007.
- [9] C. Borell. The brunn-minkowski inequality in gauss space. *Inventiones mathematicae*, 30(2):207–216, 1975.
- [10] S. Boucheron, G. Lugosi, and P. Massart. *Concentration inequalities: A nonasymptotic theory of independence*. Oxford university press, 2013.
- [11] L. Chen, Y. Min, M. Zhang, and A. Karbasi. More data can expand the generalization gap between adversarially robust and standard models. In *ICML*, 2020.
- [12] A. Cianchi, N. Fusco, F. Maggi, and A. Pratelli. On the isoperimetric deficit in gauss space. *American Journal of Mathematics*, pages 131–186, 2011.
- [13] C. Dan, Y. Wei, and P. Ravikumar. Sharp statistical guarantees for adversarially robust gaussian classification. In *ICML*, 2020.

- [14] D. Davis, D. Drusvyatskiy, S. Kakade, and J. D. Lee. Stochastic subgradient method converges on tame functions. *Foundations of computational mathematics*, 20(1):119–154, 2020.
- [15] E. Dohmatob. Limitations of adversarial robustness: Strong no free lunch theorem. In *ICML*, 2019.
- [16] A. Dvoretzky, J. Kiefer, and J. Wolfowitz. Asymptotic minimax character of the sample distribution function and of the classical multinomial estimator. *The Annals of Mathematical Statistics*, pages 642–669, 1956.
- [17] A. Fawzi, O. Fawzi, and P. Frossard. Analysis of classifiers’ robustness to adversarial perturbations. *Machine Learning*, 107(3):481–508, 2018.
- [18] J. Gilmer, L. Metz, F. Faghri, S. S. Schoenholz, M. Raghu, M. Wattenberg, and I. Goodfellow. The relationship between high-dimensional geometry and adversarial examples, 2018. URL <http://arxiv.org/abs/1801.02774v3>.
- [19] I. J. Goodfellow, J. Shlens, and C. Szegedy. Explaining and harnessing adversarial examples. *arXiv preprint arXiv:1412.6572*, 2014.
- [20] J. Hayes. Provable trade-offs between private & robust machine learning. *arXiv preprint arXiv:2006.04622*, 2020.
- [21] A. Javanmard, M. Soltanolkotabi, and H. Hassani. Precise tradeoffs in adversarial training for linear regression. *Conference on Learning Theory (COLT)*, 2020.
- [22] J. Khim and P.-L. Loh. Adversarial risk bounds via function transformation. *arXiv preprint arXiv:1810.09519*, 2018.
- [23] M. R. Kosorok. *Introduction to empirical processes and semiparametric inference*. Springer Science & Business Media, 2007.
- [24] Y. LeCun, Y. Bengio, and G. Hinton. Deep learning. *Nature*, 521(7553):436–444, 2015.
- [25] A. Madry, A. Makelov, L. Schmidt, D. Tsipras, and A. Vladu. Towards deep learning models resistant to adversarial attacks. *arXiv preprint arXiv:1706.06083*, 2017.
- [26] S. Mahloujifar, X. Zhang, M. Mahmoody, and D. Evans. Empirically measuring concentration: Fundamental limits on intrinsic robustness. In *Advances in Neural Information Processing Systems*, pages 5210–5221, 2019.
- [27] I. Megyeri, I. Hegedűs, and M. Jelasity. Adversarial robustness of linear models: Regularization and dimensionality. In *ESANN 2019 - Proceedings, 27th European Symposium on Artificial Neural Networks, Computational Intelligence and Machine Learning*, pages 61–66, January 2019.
- [28] Y. Min, L. Chen, and A. Karbasi. The curious case of adversarially robust models: More data can help, double descend, or hurt generalization, 2020. URL <http://arxiv.org/abs/2002.11080v1>.
- [29] O. Montasser, S. Hanneke, and N. Srebro. Vc classes are adversarially robustly learnable, but only improperly. *arXiv preprint arXiv:1902.04217*, 2019.
- [30] O. Montasser, S. Goel, I. Diakonikolas, and N. Srebro. Efficiently learning adversarially robust halfspaces with noise. *arXiv preprint arXiv:2005.07652*, 2020.
- [31] S.-M. Moosavi-Dezfooli, A. Fawzi, and P. Frossard. Deepfool: a simple and accurate method to fool deep neural networks. In *Proceedings of the IEEE conference on computer vision and pattern recognition*, pages 2574–2582, 2016.
- [32] E. Mossel and J. Neeman. Robust dimension free isoperimetry in gaussian space. *The Annals of Probability*, 43(3):971–991, 2015.
- [33] M. S. Pydi and V. Jog. Adversarial risk via optimal transport and optimal couplings. In *ICML*, 2020.

- [34] A. Raghunathan, S. M. Xie, F. Yang, J. C. Duchi, and P. Liang. Adversarial training can hurt generalization. *arXiv preprint arXiv:1906.06032*, 2019.
- [35] A. Raghunathan, S. M. Xie, F. Yang, J. Duchi, and P. Liang. Understanding and mitigating the tradeoff between robustness and accuracy. *arXiv preprint arXiv:2002.10716*, 2020.
- [36] E. Richardson and Y. Weiss. A bayes-optimal view on adversarial examples. *arXiv preprint arXiv:2002.08859*, 2020.
- [37] R. T. Rockafellar and R. J.-B. Wets. *Variational analysis*, volume 317. Springer Science & Business Media, 2009.
- [38] L. Schmidt, S. Santurkar, D. Tsipras, K. Talwar, and A. Madry. Adversarially robust generalization requires more data. In *Advances in Neural Information Processing Systems*, pages 5014–5026, 2018.
- [39] A. Shafahi, W. R. Huang, C. Studer, S. Feizi, and T. Goldstein. Are adversarial examples inevitable? In *International Conference on Learning Representations*, 2019. URL <https://openreview.net/forum?id=r11WUoA9FQ>.
- [40] G. R. Shorack and J. A. Wellner. *Empirical processes with applications to statistics*. SIAM, 2009.
- [41] D. Su, H. Zhang, H. Chen, J. Yi, P.-Y. Chen, and Y. Gao. Is robustness the cost of accuracy?—a comprehensive study on the robustness of 18 deep image classification models. In *Proceedings of the European Conference on Computer Vision (ECCV)*, pages 631–648, 2018.
- [42] V. N. Sudakov and B. S. Tsirel’son. Extremal properties of half-spaces for spherically invariant measures. *Journal of Soviet Mathematics*, 9(1):9–18, 1978.
- [43] C. Szegedy, W. Zaremba, I. Sutskever, J. Bruna, D. Erhan, I. Goodfellow, and R. Fergus. Intriguing properties of neural networks. *arXiv preprint arXiv:1312.6199*, 2013.
- [44] D. Tsipras, S. Santurkar, L. Engstrom, A. Turner, and A. Madry. Robustness may be at odds with accuracy. *arXiv preprint arXiv:1805.12152*, 2018.
- [45] Y. Wang, S. Jha, and K. Chaudhuri. Analyzing the robustness of nearest neighbors to adversarial examples. In *International Conference on Machine Learning*, pages 5133–5142, 2018.
- [46] E. Wong and J. Z. Kolter. Provable defenses against adversarial examples via the convex outer adversarial polytope. *arXiv preprint arXiv:1711.00851*, 2017.
- [47] C. Xie, J. Wang, Z. Zhang, Z. Ren, and A. Yuille. Mitigating adversarial effects through randomization. In *International Conference on Learning Representations*, 2018. URL <https://openreview.net/forum?id=Sk9yuq10Z>.
- [48] H. Xu, C. Caramanis, and S. Mannor. Robust regression and lasso. In *Advances in Neural Information Processing Systems*, pages 1801–1808, 2009.
- [49] H. Xu, C. Caramanis, and S. Mannor. Robustness and regularization of support vector machines. *Journal of machine learning research*, 10(Jul):1485–1510, 2009.
- [50] Y.-Y. Yang, C. Rashtchian, Y. Wang, and K. Chaudhuri. Robustness for non-parametric classification: A generic attack and defense. In *International Conference on Artificial Intelligence and Statistics*, pages 941–951, 2020.
- [51] Y.-Y. Yang, C. Rashtchian, H. Zhang, R. Salakhutdinov, and K. Chaudhuri. A closer look at accuracy vs. robustness. *arXiv preprint arXiv:2003.02460*, 2020.
- [52] H. Zhang, Y. Yu, J. Jiao, E. P. Xing, L. E. Ghaoui, and M. I. Jordan. Theoretically principled trade-off between robustness and accuracy. In *Proceedings of the 36th International Conference on Machine Learning, ICML 2019, 9-15 June 2019, Long Beach, California, USA*, pages 7472–7482, 2019.

- [53] H. Zhang, Y. Yu, J. Jiao, E. P. Xing, L. E. Ghaoui, and M. I. Jordan. Theoretically principled trade-off between robustness and accuracy. *arXiv preprint arXiv:1901.08573*, 2019.

## Appendices

### A Preliminaries

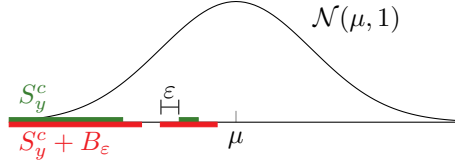
Denote the ball of radius  $\varepsilon$  with respect to norm  $\|\cdot\|$  centered at the origin by  $B_\varepsilon$ , and the indicator function  $I$ . Further, if  $A$  and  $B$  are sets, then we will use the notation  $A + B = \{a + b : a \in A, b \in B\}$  for the Minkowski sum; when  $A = \{a\}$  contains a single element, we abbreviate it to  $a + B$ . In these terms, the robust risk with 0-1 loss (1) has another convenient form that we use heavily in the proofs:

$$R_{\text{rob}}(\hat{y}, \varepsilon, \|\cdot\|) = \mathbb{E}_y \Pr_{x|y} \{ \exists \delta : \|\delta\| \leq \varepsilon \quad \hat{y}(x + \delta) \neq y \} = \mathbb{E}_y \Pr_{x|y} \{ S_y^c(\hat{y}) + B_\varepsilon \}, \quad (15)$$

where  $S_y^c(\hat{y}) := \{x : \hat{y}(x) \neq y\}$  is the *misclassification set* of classifier  $\hat{y}$  for class  $y$ , and

$$S_y^c(\hat{y}) + B_\varepsilon = \{x + \delta : \hat{y}(x) \neq y \text{ and } \|\delta\| \leq \varepsilon\} = \{x : \exists \|\delta\| \leq \varepsilon \quad \hat{y}(x + \delta) \neq y\}$$

is the corresponding *robust misclassification set*, illustrated for a single class by the following diagram.



Note that  $S_y(\hat{y}) := \{x : \hat{y}(x) = y\}$  are, correspondingly, the classification sets or regions of the classifier  $\hat{y}$ .

### B Optimal $\ell_2$ robust two-class classifiers

For the two-class setting, we can write the robust risk  $R_{\text{rob}}(\hat{y}, \varepsilon, \|\cdot\|) =: R(\hat{y}, \varepsilon)$  in the following way:

$$R(\hat{y}, \varepsilon) = \pi \cdot P_{x|y=+1}(S_{-1} + B_\varepsilon) + (1 - \pi) \cdot P_{x|y=-1}(S_{+1} + B_\varepsilon),$$

where we drop  $\hat{y}$  from  $S_{-1}$  and  $S_{+1}$  for convenience. Note that this expression holds for any binary classification problem, and in particular for the two-class Gaussian problem that we consider in this section.

*Proof of Theorem 2.1.* We assume without loss of generality that  $\sigma = 1$ .

**Admissibility of linear classifiers.** First, we claim the following: For any classifier  $\hat{y}$ , we can find a linear classifier  $\hat{y}^*(x) = \text{sign}(x^\top w - c)$  for some  $w \in \mathbb{R}^p$  and  $c \in \mathbb{R}$  such that its robust risk is at most as much as that of the original classifier. More specifically, in the language of statistical decision theory, we claim that linear classifiers are *admissible*.

**Lemma B.1** (Linear classifiers are admissible). *For any classifier  $\hat{y}$ , we can find a linear classifier  $\hat{y}^*(x) = \text{sign}(x^\top w - c)$  whose robust risk is less than or equal to that of the original classifier:*

$$R(\hat{y}, \varepsilon) \geq R(\hat{y}^*, \varepsilon).$$

Moreover, we can take  $w = \mu$ .

The proof of this result is found later in this Appendix.

**Optimal linear classifiers.** Then we need to optimize among the linear classifiers. As in the proof of the previous result, it is enough to solve the 1-D problem. Thus, we want to find the value of the threshold  $c$  that minimizes

$$\begin{aligned} R(\hat{y}_c, \varepsilon) &= P(y = 1)P_{x|y=1}(x \leq c + \varepsilon) + P(y = -1)P_{x|y=-1}(x \geq c - \varepsilon) \\ &= P(y = 1)P_\mu(x \leq c + \varepsilon) + P(y = -1)P_{-\mu}(x \geq c - \varepsilon) \\ &= P(y = 1)P_{\mu-\varepsilon}(x \leq c) + P(y = -1)P_{-\mu+\varepsilon}(x \geq c). \end{aligned}$$

This is exactly the problem of non-robust classification between two Gaussians with means  $\mu' = \mu - \varepsilon$  and its negation. Thus, effectively, robust classification reduces the value of the signal strength.

We assume below that  $\mu' \geq 0$ . Otherwise, one can verify that the robust risk takes its maximal possible value.

As is well known, the optimal classifier is Fisher's linear discriminant [e.g., 1, p. 216]:

$$\begin{aligned} \hat{y}_\varepsilon^*(x) &= \text{sign}[x \cdot (\mu - \varepsilon) - q/2] \\ &= \text{sign}\left[x - \frac{q}{2(\mu - \varepsilon)}\right] \end{aligned}$$

where  $q = \ln[(1 - \pi)/\pi]$ . □

*Proof of Lemma B.1.* We assume without loss of generality that  $\sigma = 1$ . We will show that by appropriately choosing a linear classifier, we can have both  $P_{x|y=1}(S_{-1} + B_\varepsilon)$ ,  $P_{x|y=-1}(S_1 + B_\varepsilon)$  be non-increasing:

$$\begin{aligned} P_+(\tilde{S}_{-1} + B_\varepsilon) &\leq P_+(S_{-1} + B_\varepsilon) \\ P_-(\tilde{S}_1 + B_\varepsilon) &\leq P_-(S_1 + B_\varepsilon). \end{aligned} \tag{16}$$

Recall that  $x|y \sim \mathcal{N}(y\mu, 1)$ . So we will abbreviate  $P_{x|y=\pm 1} = P_\pm$ .

Now, the well-known Gaussian concentration of measure (GCM) states that [9, 42, 10] the sets with minimal "concentration function" are the half-spaces. Specifically, the measurable sets solving the problem

$$\min_S P_\mu(S + B_\varepsilon) \text{ s.t. } P_\mu(S) = \alpha$$

are half-spaces (up to measure zero sets).

For simplicity, let us discuss the 1-D problem. However, the general problem is identical and can be reduced to the 1-D case. We can take  $w = \mu$  and solve the problem projected into the 1-dimensional line  $c\mu, c \in \mathbb{R}$ . Then, projecting back, we can compute probabilities and distances for the multi-dimensional problem. It is not hard to see that the back-projection of the 1-D problem also solves the multi-dimensional problem.

In the 1-D case, suppose  $\mu > 0$ . The GCM states that there is a half-line  $\tilde{S}_{-1} = (-\infty, c]$ , which will serve as a new set  $\tilde{y}^*(x) = -1$ , such that

$$\begin{aligned} P_+(\tilde{S}_{-1} + B_\varepsilon) &\leq P_+(S_{-1} + B_\varepsilon) \\ P_+(\tilde{S}_{-1}) &= P_+(S_{-1}). \end{aligned}$$



Moreover, we can explicitly determine that  $c = \mu + \Phi^{-1}(P_+(S_{-1}))$ .

Similarly, using the GCM symmetrically, we find that there is a half-line  $\tilde{S}_1 = [d, -\infty)$ , which will serve as a new set  $\tilde{y}^*(x) = 1$ , such that

$$\begin{aligned} P_-(\tilde{S}_1 + B_\varepsilon) &\leq P_-(S_1 + B_\varepsilon) \\ P_-(\tilde{S}_1) &= P_-(S_1) \end{aligned}$$

Now, the question is if the two sets  $\tilde{S}$  can be can form the classification regions of a classifier. This would be true if they partition the real line. However, even if they do not partition it, we claim that they overlap. Thus, they can be shrunk to partition it, so the objectives in (16) still decrease.

To show that they overlap, it is enough to prove that their probability under one of the two measures, say  $P_-$  is at least unity. So we need:

$$\begin{aligned} P_-(\tilde{S}_1) + P_-(\tilde{S}_{-1}) &\geq 1 \\ P_-(S_1) + P_-(\tilde{S}_{-1}) &\geq 1 \\ P_-(\tilde{S}_{-1}) &\geq 1 - P_-(S_1) \\ P_-(\tilde{S}_{-1}) &\geq P_-(S_{-1}). \end{aligned}$$

Now note that  $P_+(\tilde{S}_{-1}) = P_+(S_{-1})$ , so the probability of the two sets coincides under  $P_+$ . Moreover,  $P_+ = \mathcal{N}(\mu, 1)$ ,  $P_- = \mathcal{N}(-\mu, 1)$ ,  $\mu > 0$ , and  $\tilde{S}_{-1} = (-\infty, c]$ . Then, the Neyman-Pearson lemma states that  $\tilde{S}_{-1}$  maximizes the function  $S \rightarrow P_-(S)$  (i.e., the power of a hypothesis test of  $P_+$  against  $P_-$ ), subject to fixed  $P_+(S)$ . Therefore, the inequality above is true. This shows that the two sets overlap, and thus finishes the claim that linear classifiers are admissible. □

## B.1 Connections to randomized classifiers

Adding random noise has been used as a heuristic to obtain robust classifiers [see e.g 47, 2]. While it has been shown to be attackable via gradient based methods [3], we can still study it as a heuristic. It turns out that it has connections to optimal robust classifiers in our models.

In this section, we suppose that the noise level in the data is  $\sigma^2$ , so  $x_i|y_i \sim \mathcal{N}(y_i\mu, \sigma^2 I_p)$ . Suppose we add noise  $Z \sim \mathcal{N}(0, \tau^2 I_p)$ , for some  $\tau^2 > 0$ , and then train a standard classifier. Note that the Bayes-optimal classifier depends only on the SNR  $s(\mu, \sigma^2) = \|\mu\|_2/\sigma$ . Thus we get that the Bayes-optimal classifier with noise is the optimal  $\varepsilon$ -robust classifier if (assuming  $\varepsilon < \|\mu\|_2$ )

$$s(\|\mu\|_2, \sigma^2 + \tau^2) = s(\|\mu\|_2 - \varepsilon, \sigma^2)$$

or equivalently if

$$\tau = \sigma \sqrt{\frac{\|\mu\|_2^2}{(\|\mu\|_2 - \varepsilon)^2} - 1}.$$

Put it another way, our results show that robust classifiers reduce the signal strength. Equivalently, randomized classifiers increase the noise level. However, note that for this the added noise level has to be tuned very carefully.

## B.2 Proof of mixture result for two-class problem

*Proof of mixture result for two-class problem.* Given a distribution  $Q$  over  $\varepsilon$ , we can try to minimize  $R(\hat{y}, Q) = \mathbb{E}_{\varepsilon \sim Q} R(\hat{y}, \varepsilon)$ . This leads to classifiers that can achieve various trade-offs between robustness to different sizes of perturbations. For instance, we can minimize  $R(\hat{y}, 0) + \lambda \cdot R(\hat{y}, \varepsilon)$  for some  $\lambda > 0$ .

It is readily verified that Lemma B.1 still holds for  $R(\hat{y}, Q)$ , as long as  $Q$  is supported on  $[0, \|\mu\|]$ . This is because the linear classifier  $\hat{y}$  found in the proof of that result does not depend on  $\varepsilon$ , and reduces the  $\varepsilon$  robust risk for all  $\varepsilon < \|\mu\|$ . Hence, linear classifiers are admissible for  $R(\hat{y}, Q)$ .

However, in general there is no analytical expression for the optimal linear classifier. Following Theorem 2.1, it is readily verified that the threshold  $c$  in the optimal linear classifier is the unique solution of the equation  $\mathbb{E}_{\mu'} \exp(-\mu'^2/2) [\pi \exp(c\mu') + (1 - \pi) \exp(-c\mu')] = 0$ , where  $\mu' = \mu - \varepsilon$ , and  $\varepsilon \sim Q$ .

As before, it is enough to solve the 1-D problem. Thus, we want to find the value of the threshold  $c$  that minimizes

$$\begin{aligned} R(\hat{y}_c, Q) &= P(y = 1) \mathbb{E}_{\varepsilon \sim Q} P_{\mu - \varepsilon}(x \leq c) + P(y = -1) \mathbb{E}_{\varepsilon \sim Q} P_{-\mu + \varepsilon}(x \geq c) \\ &= \pi \cdot \mathbb{E}_{\varepsilon \sim Q} P_{\mu - \varepsilon}(x \leq c) + (1 - \pi) \cdot \mathbb{E}_{\varepsilon \sim Q} P_{-\mu + \varepsilon}(x \geq c) \\ &= \pi \cdot \mathbb{E}_{\mu'} P_{\mu'}(x \leq c) + (1 - \pi) \cdot \mathbb{E}_{\mu'} P_{-\mu'}(x \geq c). \end{aligned}$$

Differentiating with respect to  $c$ , we find that

$$\begin{aligned} R'(c) &:= dR(\hat{y}_c, Q)/dc \\ &= \pi \cdot \mathbb{E}_{\mu'} \phi(c - \mu') - (1 - \pi) \cdot \mathbb{E}_{\mu'} \phi(c + \mu') \\ &= (2\pi)^{-1/2} [\pi \cdot \mathbb{E}_{\mu'} \exp(-(c - \mu')^2/2) - (1 - \pi) \cdot \mathbb{E}_{\mu'} \exp(-(c + \mu')^2/2)]. \end{aligned}$$

Up to the factor  $(2\pi)^{-1/2}$ , and also factoring out the term  $\exp[-c^2/2]$ , which cannot be zero, we find that  $R'(c) = 0$  iff

$$a(c) = \mathbb{E}_{\mu'} \exp[-\mu'^2/2] [\pi \cdot \exp(c\mu') - (1 - \pi) \cdot \exp(-c\mu')] = 0.$$

This is exactly the claimed equation for  $c$ . Now, it is not hard to see that  $a(c)$  is strictly increasing with limits  $\pm\infty$  at  $\pm\infty$ . Hence, the solution  $c$  exists and is unique.  $\square$

## B.3 Extension to general covariance

A natural question is whether optimality extends to data with general covariance. To this end, suppose that the data is distributed according to the two-class Gaussian model with an invertible covariance matrix  $\Sigma$  so that  $x_i \sim \mathcal{N}(y_i \mu, \Sigma)$ . In this setting, we can study the setting when the difference between the population means aligns with the largest eigenvectors of  $\Sigma$ .

**Theorem B.2** (Optimal robust classifiers, general covariance). *Consider finding  $\ell_2$  robust classifiers in the two-class Gaussian classification problem with data  $(x_i, y_i)$ ,  $i = 1, \dots, n$ , where  $y_i = \pm 1$ ,  $x_i \sim \mathcal{N}(y_i \mu, \Sigma)$ , where  $\Sigma$  is an invertible covariance matrix. Let  $V$  be the span of eigenvectors of  $\Sigma$  corresponding to its largest eigenvalue, and note that this is a nonempty linear space. Suppose that  $\mu \in V$ . The optimal  $\ell_2$  robust classifiers are linear classifiers*

$$\hat{y}^*(x) = \text{sign} \left( x^\top \mu \left[ 1 - \frac{\varepsilon}{\|\mu\|} \right] - \lambda^{1/2} \frac{q}{2} \right),$$

where  $\lambda$  is the largest eigenvalue of  $\Sigma$ , and the other symbols are as in Theorem 2.1.

This theorem generalizes the result of Theorem 2.1. When the covariance matrix  $\Sigma = \sigma^2 I_p$  is diagonal, the optimal robust  $\ell_2$  classifier from Theorem B.2 is identical to that from Theorem 2.1.

*Proof of Theorem B.2.* The proof proceeds along the lines of Theorem 2.1, checking that it extends to this setting. We will only sketch the key steps.

The key insight is that  $\varepsilon$ -expansions in  $\ell_2$  norm now correspond to  $\varepsilon'$ -expansions in the Mahalanobis metric  $d_\Sigma(a, b) = [(a - b)^\top \Sigma^{-1}(a - b)]^{1/2}$ . Put it another way, by changing coordinates from  $x \rightarrow \Sigma^{-1/2}x$ , the  $\ell_2$  ball transforms to a Mahalanobis ball, i.e., an ellipsoid.

Now, the critical condition for us was to be able to find the optimal isoperimetric set, i.e., the one with minimal volume under  $\varepsilon$ -expansion. This is equivalent to a certain  $\varepsilon'$  expansion in Mahalanobis metric. It readily follows that the sets minimizing the expansion are hyperplanes orthogonal to the eigenvectors with *smallest* eigenvalues of  $\Sigma^{-1}$ . When expanded by the ellipsoid, these are extended by its minor axis. The required directions are equivalently the eigenvectors corresponding to the largest eigenvalues of  $\Sigma$ .

Next, the second critical step in the proof was to reduce the problem to a one-dimensional classification along the direction of  $\mu$ . This can only happen if the eigenvectors align with  $\mu$ . One can verify that the remaining steps go through. This finishes the proof.  $\square$

## B.4 Reducing to a lower-dimensional space

We can extend the above analysis to low-dimensional data. Suppose that the data  $x_i, y_i$  live in a lower dimensional linear space. For simplicity, suppose that  $x_i = (x_i^1, 0_d)$ , so only the first  $p'$  coordinates are nonzero, and the remaining  $d := p - p'$  dimensions are zero. This is a model of a low-dimensional manifold. For rotationally invariant problems like  $\ell_2$  norm robustness, we can consider instead any low-dimensional affine space, and the same conclusions apply. However, for non-rotationally invariant problems like  $\ell_\infty$  norm robustness (studied in detail later), the conclusions only apply to this specific space.

Intuitively, decision boundaries that are not perpendicular to the manifold  $M = (x, 0_d)$  can have a larger “expansion” projected down into the manifold. Hence, their adversarial risk can be larger. This will imply that we can restrict to decision boundaries perpendicular to the manifold, and thus reduce the problem to the previous case. To this end, we provide the following lemma. We emphasize that this is a purely geometric fact, and holds for any classification problem (not just Gaussian), and any norm (not just  $\ell_2$ .)

**Lemma B.3** (Low-dimensional classifiers are admissible). *Consider any classification problem and robust classifiers for the low-dimensional data model above. For any classifier  $\hat{y}$ , the low-dimensional classifier  $\hat{y}^*(x_i^1, x_i^2) = \hat{y}(x_i^1, 0_d)$  has robust risk is less than or equal to that of the original classifier with respect to any norm  $\|\cdot\|$ :*

$$R(\hat{y}, \varepsilon) \geq R(\hat{y}^*, \varepsilon).$$

The above claim shows that for low-dimensional data as above, even if we have the data represented as full-length vectors, we can restrict to classifiers that depend only on the first coordinates. This reduces the problem to the one considered before, and all the results derived above are applicable. In particular, for a low-dimensional two-class Gaussian mixture, low-dimensional linear classifiers are optimal, under the previous conditions.

*Proof of Lemma B.3.* Suppose  $S_1$  is the decision region  $x : \hat{y}(x) = 1$  where the original classifier outputs the first class. The modified classifier  $\hat{y}^*$  makes the same decision as  $\hat{y}$  restricted to the first  $p'$  coordinates.

Then the decision region  $S_1^*$  where the modified classifier outputs the first class is the set of vectors  $x = (x^1, x^2)$  such that  $(x^1, 0) \in S_1 \cap M$ . We can write  $S_1^*$  as the direct product  $S_1^* = S_1^{*,p'} \times \mathbb{R}^d$ .

Then, the  $\varepsilon$ -expansion of  $S_1^*$  within  $M$  is  $S_1^{*,p'} + B_\varepsilon^{p'}$ , where  $B_\varepsilon^{p'}$  is a  $p'$ -dimensional ball, and we can compute the sum in  $p'$ -dimensional space. Then, it is readily verified that, by denoting  $R_d$  the restriction to the first  $p'$  coordinates of a subset of  $M$  (i.e., ignoring the last  $d$  zero coordinates),

$$S_1^{*,p'} + B_\varepsilon^{p'} \subset R_d[(S_1 + B_\varepsilon^p) \cap M],$$

or equivalently, viewing this as embedded in the  $p$ -dimensional space,

$$[S_1 \cap M] + (B_\varepsilon^{p'}, 0_d) \subset (S_1 + B_\varepsilon^p) \cap M.$$

Indeed, if  $z \in [S_1 \cap M] + (B_\varepsilon^{p'}, 0)$ , then  $z = x + \delta$ , where  $x \in S_1 \cap M$  and  $\delta \in (B_\varepsilon^{p'}, 0)$ . Then it is clear that  $z \in (S_1 + B_\varepsilon^p) \cap M$ . Here we only use that  $B_\varepsilon^{p'}$  is the restriction of the  $p$ -dimensional  $\varepsilon$ -ball  $B_\varepsilon^p$  onto the first  $p'$  coordinates. This shows that the  $\varepsilon$ -expansion of  $S_1$  is contained within the  $\varepsilon$ -expansion of  $S_1^*$ . The same reasoning applies to  $S_{-1}$ .

This shows that the classifier  $\hat{y}^*$  has robust risk at most as large as that of the original classifier  $\hat{y}$ . This finishes the proof.  $\square$

## B.5 Approximately robust optimal classifiers via robust concentration

*Proof.* We will denote by  $\phi$  the standard normal density in 1 dimensions, and recall  $\Phi$  is the standard normal cdf. Let  $\gamma^+$  be the boundary measure of measurable sets, defined precisely in [12, 32]. While this definition in general poses some technical challenges, we will only use it for unions of intervals  $J = \cup_{k \in K} [a_k, b_k]$ , where  $K$  is a countable (finite or infinite) index set and  $a_k \leq b_k < a_{k+1}$  are the endpoints sorted in increasing order. The intervals can be open or closed. For such sets  $\gamma^+(J) = \sum_k [\phi(a_k) + \phi(b_k)]$  is simply the sum of the values of the Gaussian density at the endpoints, which can be finite or infinite.

The *Gaussian isoperimetric profile* is commonly defined as  $I = \phi \circ \Phi^{-1}$ , and in this language the Gaussian isoperimetric inequality states that  $I(\gamma(A)) \leq \gamma^+(A)$ , with equality if  $A$  is a half-line.

Suppose  $J$  is a union of intervals in  $\mathbb{R}$  with all interval endpoints contained in  $[-M, M]$ . Then for any  $\varepsilon$  small enough that the  $\varepsilon$  expansion of  $J$  does not merge any intervals, i.e.,  $2\varepsilon < (a_{k+1} - b_k)$  for all  $k$ , we have

$$\gamma(J + B_\varepsilon) \geq \gamma(J) + \varepsilon \exp[-(M\varepsilon + \varepsilon^2/2)] \cdot \gamma^+(J). \quad (17)$$

This follows by first considering one interval  $J = [a, b]$ , and then summing over all intervals, noting that the non-intersection condition on  $\varepsilon$  guarantees that all terms are additive. To check the condition for an interval  $J = [a, b]$ , we get the following argument:

$$\begin{aligned} \gamma([a, b] + B_\varepsilon) &\geq \gamma([a, b]) + \varepsilon \exp[-(M\varepsilon + \varepsilon^2/2)] \cdot \gamma^+([a, b]) \\ \gamma([a - \varepsilon, b + \varepsilon]) &\geq \gamma([a, b]) + \varepsilon \exp[-(M\varepsilon + \varepsilon^2/2)] \cdot \gamma^+([a, b]) \\ \gamma([a - \varepsilon, a]) + \gamma([b, b + \varepsilon]) &\geq \varepsilon \exp[-(M\varepsilon + \varepsilon^2/2)] [\phi(a) + \phi(b)]. \end{aligned}$$

It is enough to verify that  $\gamma([a - \varepsilon, a]) \geq \varepsilon \exp[-(M\varepsilon + \varepsilon^2/2)] \phi(a)$ . This follows from

$$\begin{aligned} \gamma([a - \varepsilon, a]) &= \int_{a-\varepsilon}^a \phi(x) dx \\ &= \phi(a) \int_{a-\varepsilon}^a \phi(x)/\phi(a) dx = \phi(a) \int_{a-\varepsilon}^a \exp[(a^2 - x^2)/2] dx \\ &\geq \phi(a) \cdot \varepsilon \cdot \min_{x \in [a-\varepsilon, a]} \exp[(a^2 - x^2)/2] \\ &= \phi(a) \cdot \varepsilon \cdot \min_{u \in [-\varepsilon, 0]} \exp[(a^2 - (a - u)^2)/2]. \end{aligned}$$

Now  $a^2 - (a - u)^2 = 2au - u^2$ . Given that this is a concave function, the minimum occurs at one of the two endpoints of the interval  $[-\varepsilon, 0]$ . Hence, we have

$$\begin{aligned}\gamma([a - \varepsilon, a]) &\geq \phi(a) \cdot \varepsilon \cdot \min\{\exp(a\varepsilon - \varepsilon^2/2), 1\} \\ &\geq \phi(a) \cdot \varepsilon \cdot \exp[-(M\varepsilon + \varepsilon^2/2)].\end{aligned}$$

This proves the required bound. Suppose now that we have a classifier whose classification regions are unions of intervals. Suppose that the conditions for (17) hold for both  $S_1$  and  $S_{-1}$ . Specifically, suppose that all interval endpoints are contained in  $[-M, M]$  and  $\varepsilon < (a_{k+1} - b_k)$  for all  $k$ .

Recall that the robust risk can be written as

$$R(\hat{y}, \varepsilon) = \pi \cdot \gamma(S_{-1} - \mu) + (1 - \pi) \cdot \gamma(S_1 + \mu).$$

Applying (17) to both classes, and denoting  $M' = M + |\mu|$  be a bound on the shifted interval endpoints, we get

$$\begin{aligned}\gamma(S_1 + \mu + B_\varepsilon) &\geq \gamma(S_1 + \mu) + \varepsilon \exp[-(M'\varepsilon + \varepsilon^2/2)] \cdot \gamma^+(S_1 + \mu) \\ \gamma(S_{-1} - \mu + B_\varepsilon) &\geq \gamma(S_{-1} - \mu) + \varepsilon \exp[-(M'\varepsilon + \varepsilon^2/2)] \cdot \gamma^+(S_{-1} - \mu)\end{aligned}$$

Let  $\tau = \tau(\varepsilon, M, \mu) = \varepsilon \exp[-(M'\varepsilon + \varepsilon^2/2)]$ . Then, by taking a weighted average, we get the bound on the robust risk

$$R(\hat{y}, \varepsilon) \geq R(\hat{y}, 0) + \tau \cdot [\pi \cdot \gamma^+(S_{-1} - \mu) + (1 - \pi) \cdot \gamma^+(S_1 + \mu)].$$

Now, let us call the "excess" or "slack" of the a set  $S$  as the difference between its boundary measure and isoperimetric profile  $\delta(S) = \gamma^+(S) - I(\gamma(S))$ . The Gaussian isoperimetric inequality states  $\delta(S) \geq 0$ . Let us define  $\delta_{\pm 1} = \delta(S_{\pm 1} \pm \mu)$  for the two classification regions. We conclude

$$R(\hat{y}, \varepsilon) \geq R(\hat{y}, 0) + \tau[\pi I(\gamma(S_{-1} - \mu)) + (1 - \pi)I(\gamma(S_1 + \mu))] \quad (18)$$

$$+ \tau \cdot [\pi \delta_{-1} + (1 - \pi) \delta_1]. \quad (19)$$

Now let us use the robust concentration inequalities. For a measurable set  $S$ , we the Gaussian deficit  $\gamma^*(S)$  was defined as

$$\gamma^*(S) = \inf_H \gamma(S \Delta H)$$

where the infimum is taken over half-lines. Then the results of [12] state that

$$\gamma^*(S) \leq C \sqrt{\delta(S)}$$

for some constant  $C$ . Using this for  $S_{\pm 1} \pm \mu$ , we get that for some constant  $c$

$$\pi \delta_{-1} + (1 - \pi) \delta_1 \geq c \cdot [\pi \gamma^*(S_{-1} - \mu)^2 + (1 - \pi) \gamma^*(S_1 + \mu)^2].$$

Plugging in to (18), and discarding the second term, we find that

$$R(\hat{y}, \varepsilon) \geq R(\hat{y}, 0) + \tau \cdot c \cdot [\pi \gamma^*(S_{-1} - \mu)^2 + (1 - \pi) \gamma^*(S_1 + \mu)^2].$$

It also follows that  $R(\hat{y}, 0) \geq R_{\text{Bayes}}$ . This gives the desired conclusion. □

## C Optimal $\ell_2$ robust three-class classifiers

### C.1 Bayes optimal classifier

The Bayes optimal classifier is calculated pointwise as follows:

$$\begin{aligned}
\hat{y}_{\text{Bay}}^*(x) &= \operatorname{argmax}_{c \in \mathcal{C}} \Pr(y = c) = \operatorname{argmax}_{c \in \mathcal{C}} \frac{p_{x|y=c}(x) \Pr(y = c)}{p(x)} = \operatorname{argmax}_{c \in \mathcal{C}} \Pr(y = c) p_{x|y=c}(x) \\
&= \begin{cases} +1, & \pi_+ \exp(-\|x - \mu\|_2^2/2) \geq \pi_0 \exp(-\|x\|_2^2/2), \pi_- \exp(-\|x + \mu\|_2^2/2), \\ -1, & \pi_- \exp(-\|x + \mu\|_2^2/2) \geq \pi_+ \exp(-\|x - \mu\|_2^2/2), \pi_0 \exp(-\|x\|_2^2/2), \\ 0, & \text{otherwise,} \end{cases} \\
&= \begin{cases} +1, & \|x - \mu\|_2^2 - \|x\|_2^2 \leq 2 \ln(\pi_+/\pi_0) \wedge \|x - \mu\|_2^2 - \|x + \mu\|_2^2 \leq 2 \ln(\pi_+/\pi_-), \\ -1, & \|x + \mu\|_2^2 - \|x - \mu\|_2^2 \leq 2 \ln(\pi_-/\pi_+) \wedge \|x + \mu\|_2^2 - \|x\|_2^2 \leq 2 \ln(\pi_-/\pi_0), \\ 0, & \text{otherwise,} \end{cases} \\
&= \begin{cases} +1, & -2x^\top \mu + \|\mu\|_2^2 \leq 2 \ln(\pi_+/\pi_0) \wedge -4x^\top \mu \leq 2 \ln(\pi_+/\pi_-), \\ -1, & 4x^\top \mu \leq 2 \ln(\pi_-/\pi_+) \wedge 2x^\top \mu + \|\mu\|_2^2 \leq 2 \ln(\pi_-/\pi_0), \\ 0, & \text{otherwise,} \end{cases} \\
&= \begin{cases} +1, & x^\top \mu \geq \|\mu\|_2^2/2 - \ln(\pi_+/\pi_0), -\ln(\pi_+/\pi_-)/2, \\ -1, & x^\top \mu \leq -\|\mu\|_2^2/2 + \ln(\pi_-/\pi_0), \ln(\pi_-/\pi_+)/2, \\ 0, & \text{otherwise,} \end{cases} \\
&= \begin{cases} +1, & x^\top (\mu/\|\mu\|_2) \geq \max \{ \|\mu\|_2/2 - \ln(\pi_+/\pi_0)/\|\mu\|_2, -\ln(\pi_+/\pi_-)/(2\|\mu\|_2) \}, \\ -1, & x^\top (\mu/\|\mu\|_2) \leq \min \{ -\|\mu\|_2/2 + \ln(\pi_-/\pi_0)/\|\mu\|_2, \ln(\pi_-/\pi_+)/(2\|\mu\|_2) \}, \\ 0, & \text{otherwise,} \end{cases} \\
&= \begin{cases} +1, & x^\top w \geq c_+, \\ -1, & x^\top w \leq c_-, \\ 0, & \text{otherwise,} \end{cases}
\end{aligned}$$

where  $w = \mu/\|\mu\|_2$  and

$$\begin{aligned}
c_+ &= \max \{ \|\mu\|_2/2 - \ln(\pi_+/\pi_0)/\|\mu\|_2, \ln(\pi_-/\pi_+)/(2\|\mu\|_2) \}, \\
c_- &= \min \{ -\|\mu\|_2/2 + \ln(\pi_-/\pi_0)/\|\mu\|_2, \ln(\pi_-/\pi_+)/(2\|\mu\|_2) \}.
\end{aligned}$$

### C.2 Proof of Theorem 2.3

We first reduce to a one-dimensional problem. Note that for  $c_+ \geq c_-$  and  $\|w\|_2 = 1$ :

$$\begin{aligned}
&\Pr_{x|y=1} \{ \exists \delta: \|\delta\|_2 \leq \varepsilon \quad \hat{y}_{\text{int}}(x + \delta; w, c_+, c_-) \neq 1 \} \\
&= \Pr_{x|y=1} (x^\top w < c_+ + \varepsilon) = \Pr_{\tilde{x} \sim \mathcal{N}(\mu^\top w, 1)} (\tilde{x} < c_+ + \varepsilon) \geq \Pr_{\tilde{x} \sim \mathcal{N}(\|\mu\|_2, 1)} (\tilde{x} < c_+ + \varepsilon), \\
&\Pr_{x|y=0} \{ \exists \delta: \|\delta\|_2 \leq \varepsilon \quad \hat{y}_{\text{int}}(x + \delta; w, c_+, c_-) \neq 0 \} \\
&= \Pr_{x|y=0} (x^\top w \geq c_+ - \varepsilon \text{ or } x^\top w \leq c_- + \varepsilon) = \Pr_{\tilde{x} \sim \mathcal{N}(0, 1)} (\tilde{x} \geq c_+ - \varepsilon \text{ or } \tilde{x} \leq c_- + \varepsilon), \\
&\Pr_{x|y=-1} \{ \exists \delta: \|\delta\|_2 \leq \varepsilon \quad \hat{y}_{\text{int}}(x + \delta; w, c_+, c_-) \neq -1 \} \\
&= \Pr_{x|y=-1} (x^\top w > c_- - \varepsilon) = \Pr_{\tilde{x} \sim \mathcal{N}(-\mu^\top w, 1)} (\tilde{x} > c_- - \varepsilon) \geq \Pr_{\tilde{x} \sim \mathcal{N}(-\|\mu\|_2, 1)} (\tilde{x} > c_- - \varepsilon),
\end{aligned}$$

so  $w = \mu/\|\mu\|_2$  is optimal, and the problem reduces to a one-dimensional problem with means at  $-\|\mu\|_2$ , zero and  $+\|\mu\|_2$ . We now proceed to derive optimal thresholds, working in one dimension to simplify notation.

The  $\varepsilon$ -robust risk for a linear classifier with thresholds  $c_- \leq c_+$  is:

$$R_{\text{rob}}(c_-, c_+) = \pi_- \Pr_{-}(x > c_- - \varepsilon) + \pi_+ \Pr_{+}(x < c_+ + \varepsilon) + \pi_0 \Pr\{(x < c_- + \varepsilon) \cup (x > c_+ - \varepsilon)\},$$

where we drop the arguments  $\varepsilon$  and  $\|\cdot\|_2$  from  $R_{\text{rob}}$  for simplicity, and  $\Pr_{-}$ ,  $\Pr_0$  and  $\Pr_{+}$  denote the conditional probabilities  $\Pr_{x|y=-1}$ ,  $\Pr_{x|y=0}$  and  $\Pr_{x|y=1}$ , respectively.

Consider first the region  $\Omega_0 := \{(c_-, c_+) : c_- \leq c_+ \leq c_- + 2\varepsilon\}$  in which

$$R_{\text{rob}}(c_-, c_+) = \pi_- \Pr_{-}(x > c_- - \varepsilon) + \pi_+ \Pr_{+}(x < c_+ + \varepsilon) + \pi_0.$$

Since this function is decreasing in  $c_-$  and increasing in  $c_+$ , it is minimized by  $c_- = c_+$  here, effectively yielding a two-class problem between the negative and positive classes with minimizer

$$c_- = c_+ = \tilde{c} := \frac{\ln(\pi_-/\pi_+)}{2\mu - 2\varepsilon}. \quad (20)$$

Now consider  $\Omega_1 := \{(c_-, c_+) : c_+ \geq c_- + 2\varepsilon\}$  in which  $R_{\text{rob}}(c_-, c_+) = R_{\text{rob}}^-(c_-) + R_{\text{rob}}^+(c_+)$ , where

$$\begin{aligned} R_{\text{rob}}^-(c_-) &:= \pi_- \Pr_{-}(x > c_- - \varepsilon) + \pi_0 \Pr_0(x < c_- + \varepsilon), \\ R_{\text{rob}}^+(c_+) &:= \pi_0 \Pr_0(x > c_+ - \varepsilon) + \pi_+ \Pr_{+}(x < c_+ + \varepsilon), \end{aligned}$$

since  $(x < c_- + \varepsilon) \cap (x > c_+ - \varepsilon) = \emptyset$  in this case. Now,  $R_{\text{rob}}^-$  is a scaled  $\varepsilon$ -robust risk for a two-class problem between the negative and zero classes, so it is decreasing in  $c_-$  until the critical point

$$\tilde{c}_- := -\frac{\mu}{2} - \frac{\ln(\pi_0/\pi_-)}{\mu - 2\varepsilon}, \quad (21)$$

after which it is increasing in  $c_-$ . Likewise  $R_{\text{rob}}^+$  is decreasing in  $c_+$  until the critical point

$$\tilde{c}_+ := +\frac{\mu}{2} + \frac{\ln(\pi_0/\pi_+)}{\mu - 2\varepsilon}, \quad (22)$$

after which it is increasing in  $c_+$ . Hence, if the critical point  $(\tilde{c}_-, \tilde{c}_+) \in \Omega_1$  then it is also globally optimal within  $\Omega_1$ . On the other hand, if  $(\tilde{c}_-, \tilde{c}_+) \notin \Omega_1$  then the optimal value in  $\Omega_1$  must occur on the boundary  $c_+ = c_- + 2\varepsilon$ ; any point off that boundary can necessarily be improved either by increasing  $c_-$  or by decreasing  $c_+$  since either  $c_- \leq \tilde{c}_-$  or  $c_+ \geq \tilde{c}_+$  for any  $(c_-, c_+) \in \Omega_1$  when  $(\tilde{c}_-, \tilde{c}_+) \notin \Omega_1$ .

Now we compare the minimizers from the regions  $\Omega_0$  and  $\Omega_1$  to find globally optimal thresholds. For this purpose, it turns out that  $\alpha = \pi_0/\sqrt{\pi_- \pi_+}$  and  $\gamma = \sqrt{\pi_+/\pi_-}$  provide a more convenient parameterization than  $\pi_-$ ,  $\pi_0$  and  $\pi_+$  since they are decoupled; recall that  $\pi_0 + \pi_- + \pi_+ = 1$  necessarily couples those parameters. Rewriting (20) to (22) in terms of  $\alpha$  and  $\gamma$  yields

$$\tilde{c} = -\frac{\ln \gamma}{\mu - \varepsilon}, \quad \tilde{c}_- = -\frac{\mu}{2} - \frac{\ln \alpha}{\mu - 2\varepsilon} - \frac{\ln \gamma}{\mu - 2\varepsilon}, \quad \tilde{c}_+ = \frac{\mu}{2} + \frac{\ln \alpha}{\mu - 2\varepsilon} - \frac{\ln \gamma}{\mu - 2\varepsilon}.$$

Furthermore,

$$\tilde{c}_+ > \tilde{c}_- + 2\varepsilon \iff 0 < \frac{\tilde{c}_+ - \tilde{c}_-}{2} - \varepsilon = \frac{\mu - 2\varepsilon}{2} + \frac{\ln \alpha}{\mu - 2\varepsilon} \iff \alpha > \exp\{-(\mu - 2\varepsilon)^2/2\},$$

yielding a simple equivalent condition for  $(\tilde{c}_-, \tilde{c}_+) \in \text{int } \Omega_1$ . Thus, when  $\alpha \leq \exp\{-(\mu - 2\varepsilon)^2/2\}$  the optimal value in  $\Omega_1$  occurs on the boundary  $c_+ = c_- + 2\varepsilon$ , but this boundary is also contained in  $\Omega_0$  so it is no worse than (20). Namely, (20) is optimal when  $\alpha \leq \exp\{-(\mu - 2\varepsilon)^2/2\}$ .

Now suppose  $\alpha > \exp\{-(\mu - 2\varepsilon)^2/2\}$ . In this case,  $(\tilde{c}_-, \tilde{c}_+) \in \text{int } \Omega_1$  is optimal in  $\Omega_1$ , so we compare  $R_{\text{rob}}(\tilde{c}, \tilde{c})$  with  $R_{\text{rob}}(\tilde{c}_-, \tilde{c}_+) = R_{\text{rob}}^-(\tilde{c}_-) + R_{\text{rob}}^+(\tilde{c}_+)$ . For this comparison, we study the sign of

$$\Delta := \frac{1}{\sqrt{\pi_- \pi_+}} \{R_{\text{rob}}^-(\tilde{c}_-) + R_{\text{rob}}^+(\tilde{c}_+) - R_{\text{rob}}(\tilde{c}, \tilde{c})\} = \tilde{R}_{\text{rob}}^-(\tilde{c}_-) + \tilde{R}_{\text{rob}}^+(\tilde{c}_+) - \tilde{R}_{\text{rob}}(\tilde{c}), \quad (23)$$

as a function of  $\alpha$ , where

$$\begin{aligned} \tilde{R}_{\text{rob}}^-(c_-) &:= \frac{1}{\sqrt{\pi_- \pi_+}} R_{\text{rob}}^-(c_-) = \gamma^{-1} \Pr_{-}(x > c_- - \varepsilon) + \alpha \Pr_0(x < c_- + \varepsilon), \\ \tilde{R}_{\text{rob}}^+(c_+) &:= \frac{1}{\sqrt{\pi_- \pi_+}} R_{\text{rob}}^+(c_+) = \alpha \Pr_0(x > c_+ - \varepsilon) + \gamma \Pr_{+}(x < c_+ + \varepsilon), \\ \tilde{R}_{\text{rob}}(c) &:= \frac{1}{\sqrt{\pi_- \pi_+}} R_{\text{rob}}(c, c) = \gamma^{-1} \Pr_{-}(x > c - \varepsilon) + \gamma \Pr_{+}(x < c + \varepsilon) + \alpha, \end{aligned}$$

are implicitly functions of  $\alpha$ . Note that  $\Delta \geq 0$  when  $\alpha = \exp\{-(\mu - 2\varepsilon)^2/2\}$  since, as established above,  $R_{\text{rob}}(\tilde{c}, \tilde{c}) \leq R_{\text{rob}}^-(\tilde{c}_-) + R_{\text{rob}}^+(\tilde{c}_+)$  in this case. Next, when  $\alpha > \exp\{-(\mu - 2\varepsilon)^2/2\}$

$$\begin{aligned} \frac{\partial \Delta(\alpha)}{\partial \alpha} &= \frac{\partial \tilde{R}_{\text{rob}}^-(\tilde{c}_-, \alpha)}{\partial \tilde{c}_-} \frac{\partial \tilde{c}_-}{\partial \alpha} + \frac{\partial \tilde{R}_{\text{rob}}^-(\tilde{c}_-, \alpha)}{\partial \alpha} + \frac{\partial \tilde{R}_{\text{rob}}^+(\tilde{c}_+, \alpha)}{\partial \tilde{c}_+} \frac{\partial \tilde{c}_+}{\partial \alpha} + \frac{\partial \tilde{R}_{\text{rob}}^+(\tilde{c}_+, \alpha)}{\partial \alpha} - \frac{\partial \tilde{R}_{\text{rob}}(\tilde{c}, \alpha)}{\partial \alpha} \\ &= \Pr_0(x < \tilde{c}_- + \varepsilon) + \Pr_0(x > \tilde{c}_+ - \varepsilon) - 1 < 0, \end{aligned}$$

where we make the dependence on  $\alpha$  explicit, the equality holds because  $\tilde{c}_-$  and  $\tilde{c}_+$  are critical points of  $R_{\text{rob}}^-$  and  $R_{\text{rob}}^+$ , respectively, and the inequality holds because  $\tilde{c}_- + \varepsilon < \tilde{c}_+ - \varepsilon$  for  $\alpha > \exp\{-(\mu - 2\varepsilon)^2/2\}$ . Moreover,  $\partial \Delta(\alpha)/\partial \alpha$  is a strictly decreasing function in  $\alpha$  in this regime so  $\Delta < 0$  eventually. Thus  $\Delta$  has exactly one root with respect to  $\alpha$  in this domain, i.e., a unique  $\alpha^* \geq \exp\{-(\mu - 2\varepsilon)^2/2\}$  for which  $\Delta = 0$ . For  $\alpha < \alpha^*$ ,  $\Delta > 0$  and  $\Delta < 0$  for  $\alpha > \alpha^*$ . When  $\varepsilon = 0$ ,  $\alpha^* = \exp(-\mu^2/2)$  since then  $\tilde{c}_+ = \tilde{c}_- = \tilde{c}$  and

$$\begin{aligned} \Delta &= \tilde{R}_{\text{rob}}^-(\tilde{c}_-) + \tilde{R}_{\text{rob}}^+(\tilde{c}_+) - \tilde{R}_{\text{rob}}(\tilde{c}) \\ &= \gamma^{-1} \Pr_{-}(x > \tilde{c}) + \alpha \Pr_0(x < \tilde{c}) + \alpha \Pr_0(x > \tilde{c}) + \gamma \Pr_{+}(x < \tilde{c}) \\ &\quad - \{\gamma^{-1} \Pr_{-}(x > \tilde{c}) + \gamma \Pr_{+}(x < \tilde{c}) + \alpha\} \\ &= 0. \end{aligned}$$

Finally,  $\tilde{c}$  produces the optimal two-class threshold so

$$\begin{aligned} R_{\text{rob}}(\tilde{c}, \tilde{c}) &= \pi_0 + \pi_- \Pr_{-}(x > \tilde{c} - \varepsilon) + \pi_+ \Pr_{+}(x < \tilde{c} + \varepsilon) \\ &= \pi_0 + (\pi_+ + \pi_-) \left\{ \frac{\pi_-}{\pi_+ + \pi_-} \Pr_{-}(x > \tilde{c} - \varepsilon) + \frac{\pi_+}{\pi_+ + \pi_-} \Pr_{+}(x < \tilde{c} + \varepsilon) \right\} \\ &= \pi_0 + (\pi_+ + \pi_-) R_{\text{rob}}^*\left(\mu, \frac{\pi_+}{\pi_+ + \pi_-}; \varepsilon\right), \end{aligned}$$

and when  $\alpha \geq \exp\{-(\mu - 2\varepsilon)^2/2\}$  we have  $\tilde{c}_+ \geq \tilde{c}_- + 2\varepsilon$  so

$$\begin{aligned} R_{\text{rob}}(\tilde{c}_-, \tilde{c}_+) &= R_{\text{rob}}^-(\tilde{c}_-) + R_{\text{rob}}^+(\tilde{c}_+) \\ &= \pi_+ \Pr_{+}(x < \tilde{c}_+ + \varepsilon) + \pi_0 \Pr_0(x > \tilde{c}_+ - \varepsilon) + \pi_0 \Pr_0(x < \tilde{c}_- + \varepsilon) + \pi_- \Pr_{-}(x > \tilde{c}_- - \varepsilon) \\ &= (\pi_+ + \pi_0) \left\{ \frac{\pi_0}{\pi_+ + \pi_0} \Pr_0(x > \tilde{c}_+ - \varepsilon) + \frac{\pi_+}{\pi_+ + \pi_0} \Pr_{+}(x < \tilde{c}_+ + \varepsilon) \right\} \\ &\quad + (\pi_- + \pi_0) \left\{ \frac{\pi_-}{\pi_- + \pi_0} \Pr_{-}(x > \tilde{c}_- - \varepsilon) + \frac{\pi_0}{\pi_- + \pi_0} \Pr_0(x < \tilde{c}_- + \varepsilon) \right\} \\ &= (\pi_+ + \pi_0) R_{\text{rob}}^*\left(\frac{\mu}{2}, \frac{\pi_+}{\pi_+ + \pi_0}; \varepsilon\right) + (\pi_- + \pi_0) R_{\text{rob}}^*\left(\frac{\mu}{2}, \frac{\pi_-}{\pi_- + \pi_0}; \varepsilon\right), \end{aligned}$$



since  $\tilde{c}_+$  and  $\tilde{c}_-$  are, respectively, optimal two-class thresholds for: i) between the zero and positive classes and ii) between the zero and negative classes. Substituting these into (23) yields

$$\begin{aligned}\Delta &= \frac{1}{\sqrt{\pi_- \pi_+}} \{R_{\text{rob}}^-(\tilde{c}_-) + R_{\text{rob}}^+(\tilde{c}_+) - R_{\text{rob}}(\tilde{c}, \tilde{c})\} \\ &= (\gamma + \alpha) R_{\text{rob}}^* \left( \frac{\mu}{2}, \frac{\gamma}{\gamma + \alpha}; \varepsilon \right) + (\gamma^{-1} + \alpha) R_{\text{rob}}^* \left( \frac{\mu}{2}, \frac{\gamma^{-1}}{\gamma^{-1} + \alpha}; \varepsilon \right) - \alpha \\ &\quad - (\gamma + \gamma^{-1}) R_{\text{rob}}^* \left( \mu, \frac{\gamma}{\gamma + \gamma^{-1}}; \varepsilon \right),\end{aligned}$$

and re-arranging gives (10).

### C.3 Counter-example

It is tempting to hope that Theorem 2.4 holds without the condition

$$\inf \{|x_+ - x_-| : \hat{y}(x_+) = 1 \text{ and } \hat{y}(x_-) = -1\} > 2\varepsilon,$$

but it does not; we provide a counter-example here. Let  $\mu = 1$ ,  $\varepsilon = 0.3$ ,  $\pi_0 = 0.1$ ,  $\pi_- = 0.65$  and  $\pi_+ = 0.25$ , and consider the classifier

$$\hat{y}(x) = \begin{cases} -1, & \text{if } x < 1, \\ 1, & \text{if } 1 \leq x < 2.15, \\ 0, & \text{if } 2.15 \leq x < 4, \\ 1, & \text{if } x \geq 4. \end{cases}$$

For this classifier, the robust misclassification probabilities are:

$$\begin{aligned}\mathcal{M}_- &= \Pr_{x|y=-1} \{\exists \delta: \|\delta\|_2 \leq \varepsilon \quad \hat{y}(x + \delta) \neq -1\} = \Pr_{x|y=-1} (x \geq 1 - 0.3) \approx 0.0446, \\ \mathcal{M}_0 &= \Pr_{x|y=0} \{\exists \delta: \|\delta\|_2 \leq \varepsilon \quad \hat{y}(x + \delta) \neq 0\} \\ &= \Pr_{x|y=0} (x < 2.15 + 0.3) + \Pr_{x|y=0} (x \geq 4 - 0.3) \approx 0.9930, \\ \mathcal{M}_+ &= \Pr_{x|y=1} \{\exists \delta: \|\delta\|_2 \leq \varepsilon \quad \hat{y}(x + \delta) \neq 1\} \\ &= \Pr_{x|y=1} (x < 1 + 0.3) + \Pr_{x|y=1} (2.15 - 0.3 \leq x < 4 + 0.3) \approx 0.8151.\end{aligned}$$

Now for a linear classifier

$$\tilde{y}(x) = \begin{cases} -1, & \text{if } x < c_-, \\ 0, & \text{if } c_- \leq x < c_+, \\ 1, & \text{if } x \geq c_+, \end{cases}$$

to match the robust misclassifications  $\mathcal{M}_-$  and  $\mathcal{M}_+$ , i.e., have robust misclassification no worse on the negative and positive classes, the thresholds must satisfy

$$c_- \geq \tilde{c}_- := \bar{\Phi}^{-1}(\mathcal{M}_-) - \mu + \varepsilon \approx 1.000, \quad c_+ \leq \tilde{c}_+ := \Phi^{-1}(\mathcal{M}_+) + \mu - \varepsilon \approx 1.597,$$

where  $\Phi$  is the cumulative distribution function of the standard normal,  $\bar{\Phi} := 1 - \Phi$ , and  $\Phi^{-1}$  and  $\bar{\Phi}$  are their inverses. Otherwise, if  $c_- < \tilde{c}_-$  then

$$\Pr_{x|y=-1} \{\exists \delta: \|\delta\|_2 \leq \varepsilon \quad \tilde{y}(x + \delta) \neq -1\} = \Pr_{x|y=-1} (x \geq c_- - \varepsilon) > \Pr_{x|y=-1} (x \geq \tilde{c}_- - \varepsilon) = \mathcal{M}_-,$$

and likewise if  $c_+ > \tilde{c}_+$  then

$$\Pr_{x|y=1} \{\exists \delta: \|\delta\|_2 \leq \varepsilon \quad \tilde{y}(x + \delta) \neq 1\} = \Pr_{x|y=1} (x < c_+ + \varepsilon) > \Pr_{x|y=1} (x < \tilde{c}_+ + \varepsilon) = \mathcal{M}_+.$$

However, if  $c_- \geq \tilde{c}_-$  and  $c_+ \leq \tilde{c}_+$  then

$$\begin{aligned} & \Pr_{x|y=0} \{ \exists \delta: \|\delta\|_2 \leq \varepsilon \mid \tilde{y}(x + \delta) \neq 0 \} \\ &= \Pr_{x|y=0} (x < c_- + \varepsilon \text{ or } x > c_+ - \varepsilon) \geq \Pr_{x|y=0} (x < \tilde{c}_- + \varepsilon \text{ or } x > \tilde{c}_+ - \varepsilon) = 1 > \mathcal{M}_0, \end{aligned}$$

since  $\tilde{c}_- + \varepsilon \geq \tilde{c}_+ - \varepsilon$  here. Hence, there is no choice of  $c_-$  and  $c_+$ , i.e., there is no linear classifier  $\tilde{y}$ , that matches the robust misclassification of  $\hat{y}$  for *all* classes simultaneously.

## C.4 Proof of Theorem 2.4

Let  $\hat{y} : \mathbb{R}^p \rightarrow \{-1, 0, 1\}$  be such that

$$\inf \{ |x_+ - x_-| : \hat{y}(x_+) = 1 \text{ and } \hat{y}(x_-) = -1 \} > 2\varepsilon,$$

and define

$$c_- := \Phi^{-1} \left[ 1 - \Pr\{\hat{y}(x) \neq -1\} \right] - \|\mu\|_2, \quad c_+ := \Phi^{-1} \left[ \Pr\{\hat{y}(x) \neq 1\} \right] + \|\mu\|_2,$$

where  $\Phi$  is the cumulative distribution functions of the standard normal, and where for convenience we denote the conditional probabilities  $\Pr_{x|y=-1}$ ,  $\Pr_{x|y=0}$  and  $\Pr_{x|y=1}$  by  $\Pr_-$ ,  $\Pr_0$  and  $\Pr_+$ , respectively. Namely,  $c_-$  and  $c_+$  match the misclassification rates of  $\hat{y}$  on the negative and positive classes:

$$\Pr_- \{x^\top (\mu / \|\mu\|_2) > c_-\} = \Pr_- \{\hat{y}(x) \neq -1\}, \quad \Pr_+ \{x^\top (\mu / \|\mu\|_2) < c_+\} = \Pr_+ \{\hat{y}(x) \neq 1\}.$$

We first show that  $c_- \leq c_+$ . Note that the Neyman-Pearson lemma yields

$$\Pr_0 \{x^\top (\mu / \|\mu\|_2) > c_-\} \geq \Pr_0 \{\hat{y}(x) \neq -1\}, \quad \Pr_0 \{x^\top (\mu / \|\mu\|_2) < c_+\} \geq \Pr_0 \{\hat{y}(x) \neq 1\},$$

since the thresholds  $c_-$  and  $c_+$  respectively yield likelihood ratio tests that reject the negative class and positive class in favor of the zero class at significance levels matching those of  $\hat{y}$ . As a result,

$$\Pr_0 \{x^\top (\mu / \|\mu\|_2) > c_-\} + \Pr_0 \{x^\top (\mu / \|\mu\|_2) < c_+\} \geq \Pr_0 \{\hat{y}(x) \neq -1\} + \Pr_0 \{\hat{y}(x) \neq 1\} \geq 1,$$

and so we conclude that  $c_- \leq c_+$ . Since  $c_- \leq c_+$ , the following linear classifier is well defined:

$$\tilde{y}(x) = \begin{cases} -1 & \text{if } x^\top (\mu / \|\mu\|_2) \leq c_-, \\ 0 & \text{if } c_- < x^\top (\mu / \|\mu\|_2) \leq c_+, \\ +1 & \text{if } x^\top (\mu / \|\mu\|_2) > c_+, \end{cases}$$

so it remains to show that  $\Pr_{x|y} \{S_y^c(\tilde{y}) + B_\varepsilon\} \leq \Pr_{x|y} \{S_y^c(\hat{y}) + B_\varepsilon\}$  for  $y \in \{-1, 0, 1\}$ .

Applying Gaussian concentration to the construction of  $c_-$  and  $c_+$  immediately yields

$$\Pr_- \{S_-^c(\tilde{y}) + B_\varepsilon\} \leq \Pr_- \{S_-^c(\hat{y}) + B_\varepsilon\}, \quad \Pr_+ \{S_+^c(\tilde{y}) + B_\varepsilon\} \leq \Pr_+ \{S_+^c(\hat{y}) + B_\varepsilon\},$$

so the result is shown for the negative and positive classes. For the zero class,

$$\begin{aligned} \Pr_0 \{S_0^c(\tilde{y}) + B_\varepsilon\} &= \Pr_0 [\{S_-^c(\tilde{y}) + B_\varepsilon\} \cup \{S_+^c(\tilde{y}) + B_\varepsilon\}] \\ &\leq \Pr_0 \{S_-^c(\tilde{y}) + B_\varepsilon\} + \Pr_0 \{S_+^c(\tilde{y}) + B_\varepsilon\}. \end{aligned}$$

Applying Gaussian concentration again yields

$$\Pr_0 \{S_-^c(\tilde{y}) + B_\varepsilon\} \leq \Pr_0 \{S_-^c(\hat{y}) + B_\varepsilon\}, \quad \Pr_0 \{S_+^c(\tilde{y}) + B_\varepsilon\} \leq \Pr_0 \{S_+^c(\hat{y}) + B_\varepsilon\},$$

so we have the result for the zero class:

$$\begin{aligned}\Pr_0\{S_0^c(\tilde{y}) + B_\varepsilon\} &\leq \Pr_0\{S_-(\tilde{y}) + B_\varepsilon\} + \Pr_0\{S_+(\tilde{y}) + B_\varepsilon\} \\ &\leq \Pr_0\{S_-(\hat{y}) + B_\varepsilon\} + \Pr_0\{S_+(\hat{y}) + B_\varepsilon\} = \Pr_0\{S_0^c(\hat{y}) + B_\varepsilon\},\end{aligned}$$

where the construction of  $\varepsilon$  gives  $\{S_-(\hat{y}) + B_\varepsilon\} \cap \{S_+(\hat{y}) + B_\varepsilon\} = \emptyset$ , yielding the final equality.

## D Optimal $\ell_\infty$ robust two-class classifiers

### D.1 Proof of Corollary 3.1

This follows because  $\ell_\infty$  norm is upper bounded by the  $\ell_2$  norm. Thus for any fixed  $\varepsilon$ , the  $\ell_\infty$  robust risk is upper bounded by the  $\ell_2$  robust risk:

$$\begin{aligned}R(\hat{y}, \varepsilon, \|\cdot\|_\infty) &\geq R(\hat{y}, \varepsilon, \|\cdot\|_2) \\ R^*(\varepsilon, \|\cdot\|_\infty) &\geq R^*(\varepsilon, \|\cdot\|_2).\end{aligned}$$

From Theorem 2.1, we know the optimal  $\ell_2$  robust classifiers, i.e., the ones minimizing the upper bound, are based on  $x_j \cdot [\mu_j - \varepsilon]$ . Now, it follows that for the decision sets  $S_i$  of these classifiers (axis aligned half-planes),  $S_i + B_{2,\varepsilon} = S_i + B_{\infty,\varepsilon}$ , where  $B_{q,\varepsilon}$  denotes the  $\varepsilon$ -ball in the  $\ell_q$  norm. Thus, the  $\ell_\infty$  robust risk is *equal* to the  $\ell_2$  risk for this specific classifier. This implies that it also minimizes the  $\ell_\infty$  risk, and that the two risks are the same:

$$R^*(\varepsilon, \|\cdot\|_\infty) = R^*(\varepsilon, \|\cdot\|_2).$$

This finishes the proof.

### D.2 Proof of Theorem 3.2

Recall our general formula:

$$R(\hat{y}, \varepsilon) = \pi \cdot P_{x|y=1}(S_{-1} + B_\varepsilon) + (1 - \pi) \cdot P_{x|y=-1}(S_1 + B_\varepsilon).$$

Take a linear classifier  $\hat{y}^*(x) = \text{sign}(x^\top w - c)$  for some  $w, c$ , and  $P_{x|y} = \mathcal{N}(y\mu, I_p)$ . Then  $S_1$  is the set of datapoints such that  $x^\top w - c \geq 0$ . So,  $S_1 + B_\varepsilon$  is the set of datapoints such that  $x^\top w - c \geq -\varepsilon\|w\|_1$ . Thus, restricting without loss of generality to  $w$  such that  $\|w\|_2 = 1$ ,

$$\begin{aligned}R(w, c; \varepsilon) &= \pi \cdot P_{\mathcal{N}(\mu, I)}(x^\top w - c \leq \varepsilon\|w\|_1) + (1 - \pi) \cdot P_{\mathcal{N}(-\mu, I)}(x^\top w - c \geq -\varepsilon\|w\|_1) \\ &= \pi \cdot \Phi(c + \varepsilon\|w\|_1 - \mu^\top w) + (1 - \pi) \cdot \Phi(-c + \varepsilon\|w\|_1 - \mu^\top w).\end{aligned}$$

The minimizer is

$$c^* = \frac{q}{2 \cdot (\mu^\top w - \varepsilon\|w\|_1)}$$

where recall that  $q = \log[(1 - \pi)/\pi]$ . This applies when  $\mu^\top w - \varepsilon\|w\|_1 > 0$ . If that does not happen, then the weight  $w$  is not aligned properly with the problem, in the sense that it reduces the "effective" effect size to a negative value. Thus, we do not need to consider those cases.

Another way to put this is that for a weight  $w$  with unit norm  $\|w\|_2 = 1$ , a linear classifier reduces the effect size from  $\mu^\top w$  (which we can assume to be positive, without loss of generality, by flipping the sign if needed), to  $\mu^\top w - \varepsilon\|w\|_1$ . So we can solve the problem:

$$\begin{aligned}\sup_w \mu^\top w - \varepsilon\|w\|_1 \\ \text{s.t. } \|w\|_2 = 1.\end{aligned}$$

First, we can WLOG restrict to weights  $w$  which have the same sign as  $\mu$ , because for any  $w$ , flipping a sign of a coordinate such that it has the same sign as  $\mu_i$  increases (or does not decrease, in the extreme case where  $\mu_i$  or  $w_i$  are zero), the objective. Moreover, we can also solve first the problem where all coordinates of  $\mu$  are non-negative. (Then we can flip the signs of  $w$  according to the sign of  $\mu$  to recover the solution).

These simplifications lead to the problem with  $\mu_i \geq 0$

$$\begin{aligned} & \sup_w \sum_i [\mu_i - \varepsilon] \cdot w_i \\ & \text{s.t. } \|w\|_2 = 1, w_i \geq 0. \end{aligned}$$

If, for some  $i$ ,  $\mu_i - \varepsilon \leq 0$ , then we need to set  $w_i = 0$ . For the remaining coordinates, we can upper bound the objective value by the Cauchy-Schwarz inequality:  $v^\top w \leq \|v\|_2 \cdot \|w\|_2 = \|v\|_2$ ; with  $v = \mu - \varepsilon \cdot 1$  restricted to the positive coordinates. Moreover, to satisfy the unit norm constraint, we need to set  $w^* = v/\|v\|_2$ .

More generally, with negative coordinates, the solution will depend on the *soft thresholding* operator  $v = \eta(\mu, \lambda)$  well known in signal processing and statistics.

Specifically, we will have  $v = \eta(\mu, \varepsilon)$ , and  $w = v/\|v\|_2$ . Then we also get

$$c^* = \frac{q}{2 \cdot (\mu^\top w - \varepsilon \|w\|_1)} = \frac{q}{2 \cdot \|\eta(\mu, \varepsilon)\|}$$

This shows that the optimal classifier is  $\text{sign}\{\eta(\mu, \varepsilon)^\top x - q/2\}$ , as desired.

## E Optimal $\ell_\infty$ robust three-class classifiers

### E.1 Analogue of Corollary 3.1 for three classes

**Corollary E.1** (Optimal interval  $\ell_\infty$  robust classifiers for 1-sparse means – three classes). *Suppose data  $(x, y)$  are from the three-class Gaussian model of Section 2.2,  $\mu$  has one non-zero coordinate  $\mu_j > 0$  ( $\mu$  is 1-sparse), and  $\varepsilon < \mu_j/2$ . An optimal interval  $\ell_\infty$  robust classifier uses only the corresponding coordinate:*

$$\hat{y}_{\text{int}}^*(x) := \hat{y}_{\text{int}}(x_j; 1, c_+^*, c_-^*),$$

where the thresholds  $c_+^* \geq c_-^*$  are one of two options.

Case 1. If  $\pi_0 \leq \alpha^* \sqrt{\pi_- \pi_+}$ , then the thresholds are equal, i.e.,  $c_+^* = c_-^*$ , with value

$$c_+^* = c_-^* = \ln(\pi_-/\pi_+)/(2\mu_j - 2\varepsilon).$$

Case 2. Otherwise, the thresholds are  $2\varepsilon$  apart, i.e.,  $c_+^* - c_-^* > 2\varepsilon$ , with values

$$c_+^* = +\mu_j/2 + \ln(\pi_0/\pi_+)/(\mu_j - 2\varepsilon), \quad c_-^* = -\mu_j/2 - \ln(\pi_0/\pi_-)/(\mu_j - 2\varepsilon).$$

The cutoff  $\alpha^*$  between these two cases is the unique solution to the equation:

$$\begin{aligned} & (\gamma + \gamma^{-1}) R_{\text{rob}}^* \{\mu_j, \gamma/(\gamma + \gamma^{-1}); \varepsilon\} \\ & = (\gamma + \alpha) R_{\text{rob}}^* \{\mu_j/2, \gamma/(\gamma + \alpha); \varepsilon\} + (\gamma^{-1} + \alpha) R_{\text{rob}}^* \{\mu_j/2, \gamma^{-1}/(\gamma^{-1} + \alpha); \varepsilon\} - \alpha, \end{aligned}$$

in the domain  $\alpha \geq \exp\{-(\mu_j - 2\varepsilon)^2/2\}$  with  $\gamma := \sqrt{\pi_+/\pi_-}$ ;  $\alpha^* = \exp(-\mu_j^2/2)$  when  $\varepsilon = 0$ .

*Proof.* As before,  $R_{\text{rob}}(\hat{y}, \varepsilon, \|\cdot\|_\infty) \geq R_{\text{rob}}(\hat{y}, \varepsilon, \|\cdot\|_2)$  for any classifier  $\hat{y}$  and radius  $\varepsilon$ . Now, by Theorem 2.3 the weights  $w^* := \mu/\|\mu\|_2$  optimize  $R_{\text{rob}}\{\hat{y}_{\text{int}}(x; w^*, c_+^*, c_-^*), \varepsilon, \|\cdot\|_2\}$  where the formulae for the two cases of  $c_+^*$  and  $c_-^*$ , as well as the cutoff  $\alpha^*$ , are simplified by noting that  $\|\mu\|_2 = \mu_j$ . Moreover,

$$\hat{y}_{\text{int}}^*(x) := \hat{y}_{\text{int}}(x; w^*, c_+^*, c_-^*) = \hat{y}_{\text{int}}(x^\top w^*; 1, c_+^*, c_-^*) = \hat{y}_{\text{int}}(x_j; 1, c_+^*, c_-^*),$$

since  $w^*$  has one non-zero coordinate  $w_j^* = 1$  ( $w^*$  is 1-sparse). Finally,

$$R_{\text{rob}}(\hat{y}_{\text{int}}^*, \varepsilon, \|\cdot\|_\infty) = R_{\text{rob}}(\hat{y}_{\text{int}}^*, \varepsilon, \|\cdot\|_2)$$

since  $S_y^c(\hat{y}_{\text{int}}^*) + B_{2,\varepsilon} = S_y^c(\hat{y}_{\text{int}}^*) + B_{\infty,\varepsilon}$  for  $y \in \{-1, 0, 1\}$ ; the misclassification sets are coordinate-aligned. Thus, it follows that  $\hat{y}_{\text{int}}^*$  also optimizes  $R_{\text{rob}}(\hat{y}_{\text{int}}^*, \varepsilon, \|\cdot\|_\infty)$ .  $\square$

## E.2 Analogue of Theorem 3.2 for three classes

**Theorem E.2** (Optimal linear  $\ell_\infty$  robust classifiers – three classes). *Suppose data  $(x, y)$  are from the three-class Gaussian model of Section 2.2 and  $\varepsilon < \|\mu\|_\infty/2$ . An optimal interval  $\ell_\infty$  robust classifier is either:*

1.  $\hat{y}_{\text{int}}\{x; \eta_\varepsilon(\mu), c^*, c^*\}$ , where  $c^* = \ln(\pi_-/\pi_+)/2$ , or
2.  $\hat{y}_{\text{int}}\{x; \eta_{2\varepsilon}(\mu), c_+^*, c_-^*\}$ , where  $c_\pm^* = \pm \eta_{2\varepsilon}(\mu)^\top \mu/2 \pm \ln(\pi_0/\pi_\pm)$ ,

where the second case is only valid when feasible, i.e., when  $c_+^* \geq c_-^*$ .

*Proof.* If  $\|w\|_2 = 1$ , then the interval classifier is  $\hat{y}_{\text{int}}(x; w, c_+, c_-) = \hat{y}_{\text{int}}(x^\top w; 1, c_+, c_-)$ , and the problem effectively reduces to a one-dimensional problem with new variable  $\tilde{x}_w := x^\top w \in \mathbb{R}$ , which is the mixture of Gaussians  $\tilde{x}_w|y \sim \mathcal{N}(yw^\top \mu, 1)$ , where  $\varepsilon\|w\|_1$  is the corresponding one-dimensional perturbation.

Hence, the robust risk to minimize with respect to weights  $\|w\|_2 = 1$  and thresholds  $c_+ \geq c_-$  is

$$\begin{aligned} \tilde{R}(w, c_+, c_-) &:= R_{\text{rob}}\{\hat{y}_{\text{int}}(\tilde{x}_w; 1, c_+, c_-), \varepsilon\|w\|_1\} \\ &= \pi_- \Pr_{\tilde{x}_w|y=-1}(\tilde{x}_w > c_- - \varepsilon\|w\|_1) + \pi_+ \Pr_{\tilde{x}_w|y=1}(\tilde{x}_w < c_+ + \varepsilon\|w\|_1) \\ &\quad + \pi_0 \Pr_{\tilde{x}_w|y=0}(\tilde{x}_w \leq c_- + \varepsilon\|w\|_1 \text{ or } \tilde{x}_w \geq c_+ - \varepsilon\|w\|_1) \\ &= \pi_- \Pr_{\tilde{x}_w|y=-1}(\tilde{x}_w > c_- - \varepsilon\|w\|_1) + \pi_+ \Pr_{\tilde{x}_w|y=1}(\tilde{x}_w < c_+ + \varepsilon\|w\|_1) \\ &\quad + \pi_0 \min\left\{1, \Pr_{\tilde{x}_w|y=0}(\tilde{x}_w \leq c_- + \varepsilon\|w\|_1) + \Pr_{\tilde{x}_w|y=0}(\tilde{x}_w \geq c_+ - \varepsilon\|w\|_1)\right\} \\ &= \pi_- \bar{\Phi}(c_- - \varepsilon\|w\|_1 + w^\top \mu) + \pi_+ \Phi(c_+ + \varepsilon\|w\|_1 - w^\top \mu) \\ &\quad + \pi_0 \min\{1, \Phi(c_- + \varepsilon\|w\|_1) + \bar{\Phi}(c_+ - \varepsilon\|w\|_1)\} \\ &= \min\{\tilde{R}_1(w, c_+, c_-), \tilde{R}_2(w, c_+, c_-)\}, \end{aligned}$$

where  $\Phi$  is the normal CDF, its complement is  $\bar{\Phi} := 1 - \Phi$ , and

$$\begin{aligned} \tilde{R}_1(w, c_+, c_-) &:= \pi_- \bar{\Phi}(c_- - \varepsilon\|w\|_1 + w^\top \mu) + \pi_+ \Phi(c_+ + \varepsilon\|w\|_1 - w^\top \mu) + \pi_0, \\ \tilde{R}_2(w, c_+, c_-) &:= \pi_- \bar{\Phi}(c_- - \varepsilon\|w\|_1 + w^\top \mu) + \pi_+ \Phi(c_+ + \varepsilon\|w\|_1 - w^\top \mu) \\ &\quad + \pi_0 \{\Phi(c_- + \varepsilon\|w\|_1) + \bar{\Phi}(c_+ - \varepsilon\|w\|_1)\}. \end{aligned}$$

Now,  $\tilde{R}_1$  amounts to the two-class setting in Theorem 3.2 and is likewise minimized by

$$\tilde{w}_1^* = \frac{\eta_\varepsilon(\mu)}{\|\eta_\varepsilon(\mu)\|_2}, \quad c_+ = c_- = \tilde{c}^* = \frac{\ln(\pi_-/\pi_+)}{2\|\eta_\varepsilon(\mu)\|_2},$$

since  $\tilde{R}_1$  is a decreasing function (for  $c_+ \geq c_-$  fixed) in  $w^\top \mu - \varepsilon \|w\|_1$ , which is itself maximized by  $\eta_\varepsilon(\mu)$ . Assuming  $\varepsilon < \|\mu\|_\infty/2$  prevents the degenerate case where  $\eta_\varepsilon(\mu) = 0$ , and with  $w = \tilde{w}_1^*$  fixed, minimization with respect to  $c_+ \geq c_-$  is as in the proof of Theorem 2.3; note that  $\eta_\varepsilon(\mu)^\top \mu - \varepsilon \|\eta_\varepsilon(\mu)\|_1 = \|\eta_\varepsilon(\mu)\|_2^2$ . Thus,

$$\inf_{\substack{\|w\|_2=1 \\ c_+ \geq c_-}} \tilde{R}_1(w, c_+, c_-) = \tilde{R}_1(\tilde{w}_1^*, \tilde{c}^*, \tilde{c}^*).$$

Next, note that  $\tilde{R}_2(w, c_+, c_-) \geq \tilde{R}_1(w, c_+, c_-)$  when  $c_- + \varepsilon \|w\|_1 \geq c_+ - \varepsilon \|w\|_1$  so we need only minimize  $\tilde{R}_2(w, c_+, c_-)$  over  $c_- + \varepsilon \|w\|_1 \leq c_+ - \varepsilon \|w\|_1$ , which is equivalently expressed via change of variables as

$$\inf_{\substack{\|w\|_2=1 \\ c_+ \geq c_- + 2\varepsilon \|w\|_1}} \tilde{R}_2(w, c_+, c_-) = \inf_{\substack{\|w\|_2=1 \\ \tau_+ \geq \tau_-}} \tilde{R}_2(w, \tau_+ + \varepsilon \|w\|_1, \tau_- - \varepsilon \|w\|_1).$$

For any  $\tau_+ \geq \tau_-$ ,

$$\begin{aligned} & \tilde{R}_2(w, \tau_+ + \varepsilon \|w\|_1, \tau_- - \varepsilon \|w\|_1) \\ &= \pi_- \bar{\Phi}(\tau_- - 2\varepsilon \|w\|_1 + w^\top \mu) + \pi_+ \Phi(\tau_+ + 2\varepsilon \|w\|_1 - w^\top \mu) + \pi_0 \{ \Phi(\tau_-) + \bar{\Phi}(\tau_+) \} \end{aligned}$$

is a decreasing function of  $w^\top \mu - 2\varepsilon \|w\|_1$ , which is maximized by  $\tilde{w}_2^* := \eta_{2\varepsilon}(\mu) / \|\eta_{2\varepsilon}(\mu)\|_2$ ; again the case  $\eta_{2\varepsilon}(\mu) = 0$  is prevented by  $\varepsilon < \|\mu\|_\infty/2$ . Fixing  $w = \tilde{w}_2^*$ , minimization with respect to  $c_+ \geq c_- + 2\varepsilon \|w\|_1$  is as in the proof of Theorem 2.3. Namely,

$$\tilde{c}_+^* := + \frac{(\tilde{w}_2^*)^\top \mu}{2} + \frac{\ln(\pi_0/\pi_+)}{\|\eta_{2\varepsilon}(\mu)\|_2}, \quad \tilde{c}_-^* := - \frac{(\tilde{w}_2^*)^\top \mu}{2} - \frac{\ln(\pi_0/\pi_-)}{\|\eta_{2\varepsilon}(\mu)\|_2},$$

are optimal if  $\tilde{c}_+^* \geq \tilde{c}_-^* + 2\varepsilon \|\tilde{w}_2^*\|_1$ , and setting  $c_+ = c_- + 2\varepsilon \|\tilde{w}_2^*\|_1$  is optimal otherwise. Thus

$$\inf_{\substack{\|w\|_2=1 \\ c_+ \geq c_- + 2\varepsilon \|w\|_1}} \tilde{R}_2(w, c_+, c_-) = \begin{cases} \tilde{R}_2(\tilde{w}_2^*, \tilde{c}_+^*, \tilde{c}_-^*), & \text{if } \tilde{c}_+^* \geq \tilde{c}_-^* + 2\varepsilon \|\tilde{w}_2^*\|_1, \\ \inf_{c \in \mathbb{R}} \tilde{R}_2(\tilde{w}_2^*, c + 2\varepsilon \|\tilde{w}_2^*\|_1, c), & \text{otherwise.} \end{cases}$$

Putting it all together, we conclude that

$$\begin{aligned} \inf_{\substack{\|w\|_2=1 \\ c_+ \geq c_-}} \tilde{R}(w, c_+, c_-) &= \min \left\{ \inf_{\substack{\|w\|_2=1 \\ c_+ \geq c_-}} \tilde{R}_1(w, c_+, c_-), \quad \inf_{\substack{\|w\|_2=1 \\ c_+ \geq c_- + 2\varepsilon \|w\|_1}} \tilde{R}_2(w, c_+, c_-) \right\} \\ &= \begin{cases} \min\{\tilde{R}_1(\tilde{w}_1^*, \tilde{c}^*, \tilde{c}^*), \tilde{R}_2(\tilde{w}_2^*, \tilde{c}_+^*, \tilde{c}_-^*)\}, & \text{if } \tilde{c}_+^* \geq \tilde{c}_-^* + 2\varepsilon \|\tilde{w}_2^*\|_1, \\ \min\{\tilde{R}_1(\tilde{w}_1^*, \tilde{c}^*, \tilde{c}^*), \inf_{c \in \mathbb{R}} \tilde{R}_2(\tilde{w}_2^*, c + 2\varepsilon \|\tilde{w}_2^*\|_1, c)\}, & \text{otherwise,} \end{cases} \\ &= \begin{cases} \min\{\tilde{R}_1(\tilde{w}_1^*, \tilde{c}^*, \tilde{c}^*), \tilde{R}_2(\tilde{w}_2^*, \tilde{c}_+^*, \tilde{c}_-^*)\}, & \text{if } \tilde{c}_+^* \geq \tilde{c}_-^* + 2\varepsilon \|\tilde{w}_2^*\|_1, \\ \tilde{R}_1(\tilde{w}_1^*, \tilde{c}^*, \tilde{c}^*), & \text{otherwise,} \end{cases} \end{aligned}$$

where the final equality follows from the observation that

$$\tilde{R}_2(\tilde{w}_2^*, c + 2\varepsilon \|\tilde{w}_2^*\|_1, c) = \tilde{R}_1(\tilde{w}_2^*, c + 2\varepsilon \|\tilde{w}_2^*\|_1, c) \geq \tilde{R}_1(\tilde{w}_1^*, \tilde{c}^*, \tilde{c}^*).$$

Hence, we have optimal interval classifiers given by two cases: i)  $\tilde{w}_1^*$  and  $\tilde{c}^*$ , or ii)  $\tilde{w}_2^*$  and  $\tilde{c}_\pm^*$ . Note that (ii) remains a valid/feasible choice so long as  $\tilde{c}_+^* \geq \tilde{c}_-^*$  even if  $\tilde{c}_+^* < \tilde{c}_-^* + 2\varepsilon \|\tilde{w}_2^*\|_1$ ; it may just be sub-optimal in that case. Finally, noting that weights and thresholds can be scaled, i.e.,

$$\begin{aligned} \hat{y}_{\text{int}}(x; \tilde{w}_1^*, \tilde{c}^*, \tilde{c}^*) &= \hat{y}_{\text{int}}(x; \tilde{w}_1^* \|\eta_\varepsilon(\mu)\|_2, \tilde{c}^* \|\eta_\varepsilon(\mu)\|_2, \tilde{c}^* \|\eta_\varepsilon(\mu)\|_2), \\ \hat{y}_{\text{int}}(x; \tilde{w}_2^*, \tilde{c}_+^*, \tilde{c}_-^*) &= \hat{y}_{\text{int}}(x; \tilde{w}_2^* \|\eta_{2\varepsilon}(\mu)\|_2, \tilde{c}_+^* \|\eta_{2\varepsilon}(\mu)\|_2, \tilde{c}_-^* \|\eta_{2\varepsilon}(\mu)\|_2), \end{aligned}$$

and simplifying completes the proof.  $\square$

## F Landscape of the robust risk

### F.1 Proof of Theorem 4.1

From Theorem 4.2, it follows that, with  $m = \varepsilon\|w\|_* - \mu^\top w$ , the robust risk with respect to  $\varepsilon$ -perturbations in the  $\|\cdot\|$  norm equals

$$R(w, b; \varepsilon) = \pi \cdot \Phi\left(\frac{m-b}{\|w\|_2}\right) + (1-\pi) \cdot \Phi\left(\frac{m+b}{\|w\|_2}\right).$$

For simplicity, we consider the zero bias case where  $b = 0$  first. Then the risk becomes

$$R(w) = \Phi\left(\frac{m}{\|w\|_2}\right).$$

We can calculate its subgradient set as

$$\begin{aligned}\partial R(w) &= \phi\left(\frac{m}{\|w\|_2}\right) \cdot \partial\left(\frac{m}{\|w\|_2}\right) \\ &= \phi\left(\frac{m}{\|w\|_2}\right) \cdot \left(\frac{\partial m \cdot \|w\|_2 - m \cdot \partial\|w\|_2}{\|w\|_2^2}\right).\end{aligned}$$

Now we recall that the subgradient set of a norm  $\partial\|w\|$  is characterized as the set of vectors  $v$  such that  $\|v\|_* \leq 1$ , while  $v^\top w = \|w\|$ . For instance  $\partial\|w\|_2 = w/\|w\|_2$  for all  $w \neq 0$ , and is equal to the unit  $\ell_2$  ball at  $w = 0$ . Also  $\partial\|w\|_1 = \text{sign}(w)$ , where  $\text{sign}(0) = [-1, 1]$ . Thus,

$$\partial R(w) = \phi\left(\frac{m}{\|w\|_2}\right) \cdot \left(\frac{(\varepsilon \cdot \partial\|w\|_* - \mu) \cdot \|w\|_2 - m \cdot w/\|w\|_2}{\|w\|_2^2}\right)$$

Let  $P_{w^\top} = (I - ww^\top/\|w\|_2^2)$  be the orthogonal projection operator into the orthogonal complement of the vector  $w$ . Then one can readily verify, using the properties of the subgradient of the norm, that we can have

$$\partial R(w) = \phi\left(\frac{m}{\|w\|_2}\right) \cdot \frac{P_{w^\top}(\varepsilon \cdot \partial\|w\|_* - \mu)}{\|w\|_2}.$$

This shows that all stationary points of the robust risk are characterized by

$$\begin{aligned}P_{w^\top}(\varepsilon \cdot \partial\|w\|_* - \mu) &= 0 \iff \\ w &\in c \cdot (\mu - \varepsilon \cdot \partial\|w\|_*), \quad c \neq 0.\end{aligned}$$

Interestingly, and as an aside, these coincide with the stationary points of the  $\|\cdot\|_*$ -regularized least squares problem

$$\min_w f(w) := \frac{1}{2}\|w - c\mu\|^2 + c\varepsilon\|w\|_*.$$

This can also be viewed as a scaled proximal operator of the  $\|\cdot\|_*$  norm, evaluated at  $c\mu$ . Indeed, we find that the subgradient  $\partial f$  equals

$$\partial f(w) = w - c\mu + c\varepsilon\partial\|w\|_*.$$

So  $0 \in \partial f(w)$  iff  $w \in c \cdot (\mu - \varepsilon\partial\|w\|_*)$ . This provides a partial explanation for the links to soft thresholding we have identified: soft thresholding is the proximal operator of the  $\ell_1$  norm.

In general, it seems hard to simplify this more. However, we can get simpler results in a few special cases. As a warmup case, when  $\varepsilon = 0$ , we are working with the classical non-robust risk. Then, the stationary points are  $w = c \cdot \mu$ ,  $c \neq 0$ . The objective value (i.e., the robust risk) at these points can be expressed as

$$\Phi(\pm\|\mu\|_2).$$

This shows that there are only two possible objective values that can be taken at the saddle points. One of them is the global minimum, the other is the global maximum. From standard results on (sub-)gradient flow, if we initialize at a value  $w_0$  such that  $R(w_0)$  is not a global maximum, it follows that the sub-gradient flow

$$w_t \in -\partial R(w_t)$$

converges to a global minimizer of the robust risk. For instance, it can be verified that the conditions of Theorem 4.5 in [8], or those of [14] hold.

For  $\ell_2$  norm perturbations, i.e., when  $\|\cdot\| = \|\cdot\|_2$ , we also have  $\|\cdot\|_* = \|\cdot\|_2$ . Hence, the stationary points are the same set  $w = c \cdot \mu$ ,  $c \neq 0$ . The objective is

$$\Phi(\varepsilon \pm \|\mu\|_2).$$

The same conclusions as above apply.

For  $\ell_\infty$  norm perturbations, i.e., when  $\|\cdot\| = \|\cdot\|_\infty$ , we have  $\|\cdot\|_* = \|\cdot\|_1$  and the stationary points are solutions to

$$w \in c \cdot (\mu - \varepsilon \cdot \text{sign}(w)), c \neq 0.$$

Wlog we can assume that  $\mu_i > 0$  for all  $i$ . We can solve for  $w$  in each coordinate separately. For each coordinate, we find

$$\begin{aligned} w_i > 0 &\iff w_i = c \cdot (\mu_i - \varepsilon) \\ w_i = 0 &\iff |\mu_i| \leq \varepsilon \\ w_i < 0 &\iff w_i = c \cdot (\mu_i + \varepsilon). \end{aligned}$$

Hence  $w_i = c \cdot \eta(\mu_i, \varepsilon)$  and  $w = c \cdot \eta(\mu, \varepsilon)$ , where  $\eta$  is soft thresholding. Thus, comparing to our previous results on optimal linear classifiers for  $\ell_\infty$  perturbations, the classifiers with  $c > 0$  are precisely the optimal classifiers from those results. Again, we obtain the same conclusions as above.

## F.2 Proof of Theorem 4.2

Let  $\|\cdot\|_*$  be the dual norm of  $\|\cdot\|$ . This is defined as  $\|w\|_* = \sup w^\top z$ , subject to  $\|z\| \leq 1$ . Since  $\ell$  is decreasing, as is well known, see e.g., [22], we have

$$\begin{aligned} R(\ell, w, b, \varepsilon, \|\cdot\|) &= \mathbb{E}_{x,y} \sup_{\|\delta\| \leq \varepsilon} \ell([w^\top(x + \delta) + b] \cdot y) \\ &= \mathbb{E}_{x,y} \ell(y \cdot [w^\top x + b] - \varepsilon \cdot \|w\|_*) \end{aligned}$$

This shows that for any candidate  $w$ , the worst-case perturbations are equal to the conjugate of  $w$ , with respect to the  $\|\cdot\|$  norm, namely  $\delta^*(x) = -\hat{y}(x) \cdot \varepsilon \cdot w^*$ , where  $w^*$  solves  $\|w\|_* = \sup w^\top z$ , subject to  $\|z\| \leq 1$ .

Now, in our case, due to the distributional assumption on the data, we have  $y \cdot x \sim \mathcal{N}(\mu, I_p)$ . Moreover,  $y \cdot w^\top x \sim \mathcal{N}(w^\top \mu, \|w\|_2^2 I_p)$ . It is readily verified that  $y \cdot w^\top x$  is probabilistically independent of  $y$ . Therefore, we can write, for some  $z \sim \mathcal{N}(0, 1)$  independent of  $y$

$$R(\ell, w, b, \varepsilon, \|\cdot\|) = \mathbb{E}_{z,y} \ell(w^\top \mu - \varepsilon \cdot \|w\|_* + by + \sigma \cdot \|w\|_2 \cdot z).$$

Now we discuss the cases considered in the theorem.

1. If minimizing restricted to  $b = 0$ , the inner term reduces to  $\ell(w^\top \mu - \varepsilon \cdot \|w\|_* + \sigma \cdot \|w\|_2 \cdot z)$ .
2. When the loss is strictly convex, then by Jensen's inequality we obtain

$$\mathbb{E}_y \ell(w^\top \mu - \varepsilon \cdot \|w\|_* + by + \sigma \cdot \|w\|_2 \cdot z) \geq \ell(w^\top \mu - \varepsilon \cdot \|w\|_* + \sigma \cdot \|w\|_2 \cdot z).$$



In both cases it is enough to minimize the objective

$$R(\ell, w, \varepsilon, \|\cdot\|) = \mathbb{E}_{z,y} \ell(w^\top \mu - \varepsilon \cdot \|w\|_* + \sigma \cdot \|w\|_2 \cdot z).$$

Now fix  $\|w\|_2 = 1$ . It is readily verified that, when the loss is strictly decreasing and as the normal random variable is symmetric, this is equivalent to maximizing the inner argument. When the loss is decreasing but not necessarily strictly monotonic, maximizing the inner argument is still a sufficient condition that guarantees the risk is minimized; however in this latter case there may be other minimizers of the risk. Therefore, it is enough to maximize the inner argument.

That is, we study maximizing, subject to  $\|w\|_2 = c > 0$ ,

$$w^\top \mu - \varepsilon \cdot \|w\|_*.$$

Given the homogeneity of the norms, we thus conclude that the optimal  $w$  minimizing the robust  $\ell$ -risk

$$R(\ell, w, b, \varepsilon, \|\cdot\|) = \mathbb{E}_{x,y} \sup_{\|\delta\| \leq \varepsilon} \ell([w^\top(x + \delta) + b] \cdot y). \quad (24)$$

maximize

$$\frac{w^\top \mu - \varepsilon \cdot \|w\|_*}{\|w\|_2}. \quad (25)$$

Next, we study how to minimize the true robust risk. This is similar to the derivation for the optimal robust classifier. We will assume without loss of generality that  $\sigma = 1$ . As above, recall our general formula:

$$R(\hat{y}, \varepsilon) = \pi \cdot P_{x|y=1}(S_{-1} + B_\varepsilon) + (1 - \pi) \cdot P_{x|y=-1}(S_1 + B_\varepsilon).$$

For a linear classifier  $\hat{y}^*(x) = \text{sign}(x^\top w + b)$ , we can restrict without loss of generality to  $w$  such that  $\|w\| = 1$ . The classifiers are scale invariant, and so we get the same predictions for all scaled versions of the weights  $w$ , by changing  $b$  appropriately. Then  $S_1 + B_\varepsilon$  is the set of datapoints such that  $x^\top w + b \geq -\varepsilon\|w\|_*$ . Thus,

$$\begin{aligned} R(w, b; \varepsilon) &= \pi \cdot P_{\mathcal{N}(\mu, I)}(x^\top w + b \leq \varepsilon\|w\|_*) + (1 - \pi) \cdot P_{\mathcal{N}(-\mu, I)}(x^\top w + b \geq -\varepsilon\|w\|_*) \\ &= \pi \cdot \Phi(\varepsilon\|w\|_* - b - \mu^\top w) + (1 - \pi) \cdot \Phi(\varepsilon\|w\|_* + b - \mu^\top w). \end{aligned}$$

Now we examine the cases of unrestricted bias (general  $b$ ), and zero bias ( $b$  constrained to zero) in turn. For the zero bias case we find

$$R(w; \varepsilon) = \Phi(\varepsilon\|w\|_* - \mu^\top w).$$

Another way to put this is that for a weight  $w$  with unit norm  $\|w\| = 1$ , a linear classifier reduces the effect size from  $\mu^\top w$  (which we can assume to be positive, without loss of generality, by flipping the sign if needed), to  $\mu^\top w - \varepsilon\|w\|_*$ . So the optimal  $w$  minimizing the true robust risk solves

$$\sup_w \mu^\top w - \varepsilon\|w\|_* \quad \text{s.t. } \|w\|_2 = 1.$$

Recalling again that the original problem is scale-invariant, it follows that this is equivalent to maximizing (25). Therefore, the optimal linear classifier for the true and surrogate robust risks coincide.

For the general bias case, we recall that the minimizer of  $b \rightarrow \pi \cdot \Phi(c - b) + (1 - \pi) \cdot \Phi(c + b)$  occurs at  $b = \ln[(1 - \pi)/\pi]/c$ . Plugging back, we find that the "profile risk", minimized over  $b$ , equals, with  $c(w) := \varepsilon\|w\|_* - \mu^\top w$ , and  $q := \ln[(1 - \pi)/\pi]$ ,

$$R_{prof}(w; \varepsilon) = \pi \cdot \Phi(c(w) - q/c(w)) + (1 - \pi) \cdot \Phi(c(w) + q/c(w)).$$

Clearly, this may in general minimizers other than the ones above. This shows that in general, surrogate loss minimization is not consistent. An exception is when  $\pi = 1/2$ , in which case  $q = 0$ , and the optimal bias in the robust risk is  $b = 0$ . This finishes the proof.

## G Finite sample analysis

### G.1 Proof of Proposition 5.1

The first portion of this proof follows that of Lemma 10 in [11]. Consider that for our problem, we need to solve

$$\begin{aligned} w_n^* &\in \operatorname{argmin}_{\|w\| \leq 1} \sum_{i=1}^n \max_{\|\delta_i\|_\infty \leq \varepsilon} -y_i \langle x_i + \delta_i, w \rangle \\ &= \operatorname{argmax}_{\|w\| \leq 1} \sum_{i=1}^n \min_{\|\delta_i\|_\infty \leq \varepsilon} y_i \langle x_i + \delta_i, w \rangle. \end{aligned}$$

Now it is clear that in the inner minimization problem, we have

$$\begin{aligned} \min_{\|\delta_i\|_\infty \leq \varepsilon} y_i \langle x_i + \delta_i, w \rangle &= y_i \langle x_i, w \rangle + \min_{\|\delta_i\|_\infty \leq \varepsilon} \langle \delta_i, w \rangle \\ &= y_i \langle x_i, w \rangle - \max_{\|\delta_i\|_\infty \leq \varepsilon} \langle \delta_i, w \rangle = y_i \langle x_i, w \rangle - \varepsilon \|w\|_1 \end{aligned}$$

by the definition of the dual norm. Therefore the original problem takes the form

$$w_n^* \in \operatorname{argmax}_{\|w\| \leq 1} \sum_{i=1}^n y_i \langle x_i, w \rangle - \varepsilon \|w\|_1 = \operatorname{argmax}_{\|w\| \leq 1} n (\langle u, w \rangle - \varepsilon \|w\|_1)$$

where we have defined  $u := \frac{1}{n} \sum_{i=1}^n y_i x_i$ . Now if we let  $w(j)$  and  $u(j)$  denote the  $j^{\text{th}}$  components of the vectors  $w$  and  $u$  respectively, we have

$$w_n^* \in \operatorname{argmax}_{\|w\| \leq 1} \sum_{j=1}^d u(j)w(j) - \varepsilon |w(j)|$$

Notice that if  $u(j) \neq 0$ , then  $\operatorname{sign}(u(j)) = \operatorname{sign}(w_n^*(j))$  as flipping the signs will only make the  $j^{\text{th}}$  term smaller. On the other hand, if  $u(j) = 0$ , then the maximum is achieved when  $w_n^*(j) = 0$ . Thus  $\operatorname{sign}(u) = \operatorname{sign}(w_n^*)$ . Now in a similar way to what was done in the proof of Theorem 3.2, let us assume WLOG that  $u \succeq 0$ , which implies that  $w_n^* \succeq 0$  as well. Then we wish to solve

$$\begin{aligned} &\operatorname{argmax}_w \quad \langle u - \varepsilon \mathbb{1}, w \rangle \\ &\text{subject to} \quad \|w\| \leq 1, w \succeq 0. \end{aligned}$$

When the norm in the constraint is the Euclidean norm, it follows that  $w_n^{\text{rob}} = \eta(u, \varepsilon) / \|\eta(u, \varepsilon)\|$  where  $\eta$  is the soft-thresholding operator.

### G.2 Proof of Theorem 5.2

The formula of the robust risk for a classifier  $\hat{y}$  is

$$R(\hat{y}, \varepsilon) = P(y = 1)P_{x|y=1}(S_{-1} + B_\varepsilon) + P(y = -1)P_{x|y=-1}(S_1 + B_\varepsilon).$$

This expression holds for any classification problem, and the set  $S_1$  (resp.  $S_{-1}$ ) denotes the set of all  $x \in \mathbb{R}^p$  which are classified to +1 (resp. -1) by the classifier  $\hat{y}$ . When  $\hat{y}$  is a linear classifier, both sets  $S_1$  and  $S_{-1}$  are half-spaces, e.g.  $S_1 = \{x \in \mathbb{R}^p : w^T x - c \geq 0\}$ . Furthermore, it is easy to see that the sets  $S_{+1} + B_\varepsilon$  and  $S_{-1} + B_\varepsilon$  are also half-spaces. E.g. we have  $S_1 + B_\varepsilon = \{x \in \mathbb{R}^p : w^T x - c + \varepsilon \|w\|_* \geq 0\}$  where  $\|\cdot\|_*$  is the dual norm. In other words, we can interpret  $S_1 + B_\varepsilon$  as the set of all the points that are classified as +1 by

a slightly shifted *linear* classifier  $(w, c - \varepsilon \|w\|_*)$ . Hence, the term  $P_{x|y=-1}(S_1 + B_\varepsilon)$  is the probability that the new linear classifier  $(w, c - \varepsilon \|w\|_*)$  labels a point  $x$  as  $+1$  while  $x$  is generated conditioned on  $y = -1$ .

Let now  $(x_i, y_i)$  for  $i = 1, \dots, n$  be sampled iid from a joint distribution  $P_{x,y}$  for  $i = 1, \dots, n$ . Let the fraction of 1-s be  $\pi_n \in [0, 1]$ . Let  $P_{n\pm}$  be the empirical distributions of  $x_i$  given  $y_i = 1$  and  $-1$ , respectively. We can write the finite sample robust risk as

$$R_n(\hat{y}, \varepsilon) = \pi_n \cdot P_{n+}(S_{-1} + B_\varepsilon) + (1 - \pi_n) \cdot P_{n-}(S_1 + B_\varepsilon). \quad (26)$$

As explained above, for any linear classifier  $(w, c)$  the sets  $S_1 + B_\varepsilon$  and  $S_{-1} + B_\varepsilon$  are equivalent to half-spaces created by slightly shifted linear classifiers. Hence, considering the hypothesis class of all linear classifiers, the complexity of the sets  $S_1$  (resp.  $S_{-1}$ ) is the same as the complexity of the sets  $S_{+1} + B_\varepsilon$  (resp.  $S_{-1} + B_\varepsilon$ ). Now, by using standard arguments from uniform-convergence theory and PAC learning, and noting that the class of halfspaces has VC-dimension  $p + 1$ , we conclude that For any  $\delta > 0$ ,

$$\Pr \left\{ \forall_{(w,c) \in \mathbb{R}^p \times \mathbb{R}} \left| P_{n+}(S_1 + B_\varepsilon) - P_{x|y=1}(S_{-1} + B_\varepsilon) \right| \leq \delta \right\} \geq 1 - \exp(-C(p - n\delta^2)),$$

where  $C$  is a constant independent of  $n, p$ . A similar result can be obtained for uniform concentration on the sets  $S_{-1} + B_\varepsilon$ . We also note (using e.g. Hoeffding's inequality) that  $\Pr(|\pi_n - P(y = 1)| < \delta) \geq 1 - 2\exp(-n\delta^2)$ . The result of the theorem now follows by incorporating the bounds obtained above into (26) and choosing  $C$  sufficiently large but independent of  $n, p$ .

### G.3 Proof of Theorem 5.3

The formula we have for the robust risk is

$$R(\hat{y}, \varepsilon) = P(y = 1)P_{x|y=1}(S_{-1} + B_\varepsilon) + P(y = -1)P_{x|y=-1}(S_1 + B_\varepsilon).$$

This expression holds for any classification problem.

Let now  $(x_i, y_i)$  for  $i = 1, \dots, n$  be sampled iid from a joint distribution  $P_{x,y}$  for  $i = 1, \dots, n$ . Let the fraction of 1-s be  $\pi_n \in [0, 1]$ . Let  $P_{n\pm}$  be the empirical distributions of  $x_i$  given  $y_i = 1$  and  $-1$ , respectively. We can write the finite sample robust risk as

$$R_n(\hat{y}, \varepsilon) = \pi_n \cdot P_{n+}(S_{-1} + B_\varepsilon) + (1 - \pi_n) \cdot P_{n-}(S_1 + B_\varepsilon).$$

Now  $P_{n\pm}$  are empirical distributions that will converge to the limiting distributions under certain conditions.

Consider classifiers  $\hat{y}$  whose decision boundaries are at most  $k$  points. For instance, if  $k = 1$ , then these are linear classifiers. Then  $S_{\pm 1}$  each consist of a union of at most  $j = \lceil k/2 \rceil$  disjoint intervals (finite or semi-infinite). Let  $I_j$  denote the collection of all such subsets of the real line, unions of at most  $j$  disjoint finite or semi-infinite intervals. Thus  $S_{\pm 1} \in I_j$ . Critically, the  $\varepsilon$ -expansions also have this property: by expanding the intervals, we still get intervals, merging them as needed. Thus,  $S_{\pm 1} + B_\varepsilon \in I_j$ .

Now, the classical Dvoretzky-Kiefer-Wolfowitz (DKW) inequality [16, 23, 40] states the following. Let  $F_n$  be the CDF of  $n$  iid samples with cdf  $F$ . For every  $\delta > 0$ ,

$$\Pr(\sup_x |F_n(x) - F(x)| > \delta) \leq 2\exp(-2n\delta^2).$$

Let  $\delta_n(x) = P_{n+}(-\infty, x] - P_+(-\infty, x]$ . Consider the event  $\sup_c |\delta_n(c)| \leq \delta$ , which happens with probability

at least  $1 - 2\exp(-2n\delta^2)$ . On this event, we have

$$\begin{aligned}
|P_{n+}(S_{-1} + B_\varepsilon) - P_+(S_{-1} + B_\varepsilon)| &\leq \sup_{A \in I_j} |P_{n+}(A) - P_+(A)| \\
&= \sup_{c_1 < c_2 < \dots < c_j} |\delta_n(c_1) - \delta_n(c_2) + \delta_n(c_3) - \dots + (-1)^{j-1} \delta_n(c_j)| \\
&\leq j \cdot \sup_c |\delta_n(c)| \leq j\delta.
\end{aligned}$$

A similar argument applies to  $S_1$ . Then, on the intersection of the two events, which happens with probability  $1 - 4\exp(-2n\delta^2)$ ,

$$|R_n(\hat{y}, \varepsilon) - R(\hat{y}, \varepsilon)| \leq \max_i |P_{n+}(S_i + B_\varepsilon) - P_+(S_i + B_\varepsilon)| \leq j\delta.$$