
Learning Shared Filter Bases for Efficient ConvNets

Daeyeon Kim

Dept. of Embedded Systems Engineering
Incheon National University
Incheon, South Korea 22012
ssregibility@gmail.com

Woochul Kang*

Dept. of Embedded Systems Engineering
Incheon National University
Incheon, South Korea 22012
wchkang@inu.ac.kr

Abstract

Modern convolutional neural networks (ConvNets) achieve state-of-the-art performance for many computer vision tasks. However, such high performance requires millions of parameters and high computational costs. Recently, inspired by the iterative structure of modern ConvNets, such as ResNets, parameter sharing among repetitive convolution layers has been proposed to reduce the size of parameters. However, naive sharing of convolution filters poses many challenges such as overfitting and vanishing/exploding gradients. Furthermore, parameter sharing often increases computational complexity due to additional operations. In this paper, we propose to exploit the linear structure of convolution filters for effective and efficient sharing of parameters among iterative convolution layers. Instead of sharing convolution filters themselves, we hypothesize that a filter basis of linearly-decomposed convolution layers is a more effective unit for sharing parameters since a filter basis is an intrinsic and reusable building block constituting diverse high dimensional convolution filters. The representation power and peculiarity of individual convolution layers are further increased by adding a small number of layer-specific non-shared components to the filter basis. We show empirically that enforcing orthogonality to shared filter bases can mitigate the difficulty in training shared parameters. Experimental results show that our approach achieves significant reductions both in model parameters and computational costs while maintaining competitive, and often better, performance than non-shared baseline networks.

1 Introduction

In the past few years, the accuracy of convolutional neural networks (ConvNets) has been improved continuously [1][2][3][4]. However, the cost of these networks has also increased significantly both in parameter size and computational complexity. To address this problem, many model compression and acceleration approaches have been proposed [5][6][7]. Among them, low-rank approximation of convolution filters has been intensively applied to various networks [5][8][9][10][11][12]. In the low-rank approximation approaches, the linear structure of filters is exploited to decompose trained filters into linear combinations of a filter basis. Such linearly decomposed ConvNets suggest efficient network structures both in terms of parameter size and computational complexity. Further, unlike other compression approaches such as pruning [6][7], low-rank approximation can be performed with minimal modification to the original network.

However, in previous low-rank approximation approaches, filter bases are used only to approximate already trained convolution filters. Unlike previous studies, we propose to exploit only the linear structure of convolution filters, not the trained weights, for efficient and effective sharing of network

*Corresponding author

parameters. In our work, each typical convolution layer of a network is replaced with decomposed layers that have a low rank filter basis and coefficients for their linear combinations. Instead of having different filter bases for these decomposed convolution layers, a single filter basis (or a small number of bases) is/are shared across these layers to save parameters. We hypothesize that these filter bases are more intrinsic and reusable building blocks constituting subspace of high dimensional convolution filters, and, hence, they are more appropriate for being shared across many convolution layers.

However, one major challenge is that repetitive use of shared filter bases might result in potential *vanishing gradients* and *exploding gradients* problems, which are often found in recurrent neural networks (RNNs) [13][14]. Another challenge in sharing filter bases is that the constructed filters from the linear combinations of shared filter basis are all in the same linear subspace. If all filters are in a single low-dimensional subspace, it can potentially suppress the peculiarity of individual convolution layers and the overall representation power of the networks.

To address these challenges, we make the following contributions. First, we propose a hybrid approach to sharing filter bases, in which a small number of layer-specific non-shared filter basis components are combined with shared filter basis components. With this hybrid scheme, the constructed filters can be positioned in different subspaces that reflect the peculiarity of individual convolution layers. We argue that this layer-specific variation can contribute to increase the representation power of the networks while a large portion of parameters is shared. Our second contribution is the training method of shared filter bases. We show that a shared filter basis can cause *vanishing gradients* and *exploding gradients* problems, and this problem can be controlled to a large extent with the orthogonality in the filter basis. To enforce the orthogonality of filter bases, we propose an orthogonality regularizer to train ConvNets having shared filter bases.

We validate empirically our proposed solution on image classification tasks with CIFAR and ImageNet datasets. Our experimental results demonstrate that our method can reduce a significant amount of parameters and computational costs while achieving competitive, and often better, performance compared to original ConvNet models. For example, in heavily overparameterized networks on CIFAR, our method can save up to 63.8% of parameters and 33.4% of FLOPs, respectively, while achieving lower test errors than much deeper ResNet models.

The remainder of this paper is organized as follows: In Section 2, we discuss related work. In Section 3, we review the linear structure of convolution filters and give the details of our filter basis sharing method. In Section 4, the experiments on classification tasks are presented. Section 5 concludes the paper and discuss future works.

2 Related Work

Model compression and efficient convolution block design: Reducing storage and inference time of ConvNets has been an important research topic for both resource constrained mobile/embedded systems and energy-hungry data centers. A number of research techniques have been developed such as knowledge distillation [15][16], filter pruning [17][18][7][19], low-rank factorization [5][8], quantization [20], kernel clustering [21][22], to name a few. In particular, filter-decomposition [5][8][9][10][11][12] is proposed to approximate original filters with computationally efficient low-rank tensors. Though these compression techniques are effective in reducing the resource usage, they have been suggested as post-processing steps that are applied to original networks after initial training. Often these compression steps are tricky and take long fine-tuning time [11][10]. Moreover, they often cannot recover the original models’ accuracy and incur the higher loss of accuracy with the higher compression ratio. By contrast, the networks with our filter basis sharing method are end-to-end trainable without pretrained weights, and our method often outperforms the counterpart original models while achieving significant savings both in parameters and computational costs.

Some compact networks such as SqueezeNet [23], ShuffleNet [24], and MobileNet [23][25] show that delicately designed internal structure of convolution blocks acquire better ability with lower computational complexity. Our work also suggests an efficient block structure of convolution layers. However, unlike these works, our block design aims to reveal more reusable and shareable building blocks, or filter bases, by decomposing convolution layers of widely used networks.

Recursive networks and parameter sharing: Recurrent neural networks (RNNs) [26] have been well-studied for temporal and sequential data. As a generalization of RNNs, recursive variants of

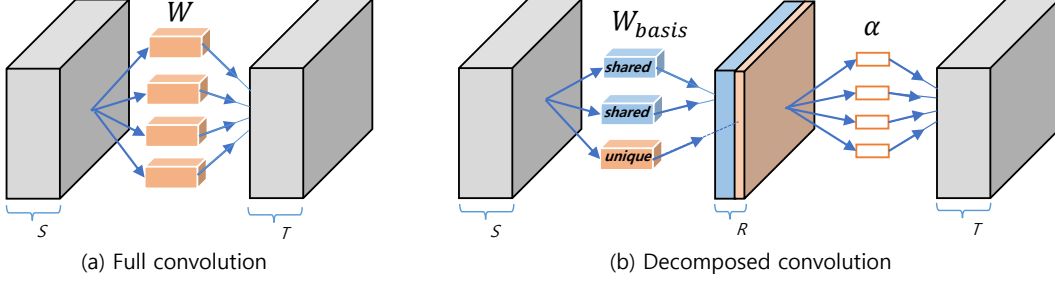


Figure 1: Illustration of the proposed filter basis sharing method. Unlike normal convolution in (a), our method in (b) replaces the original layer (given by W) by two layers (given by filter basis W_{basis} and coefficients α). While most components of W_{basis} are shared across many convolution layers, some are not shared and unique to each layer, allowing layer-specific peculiarity and more representation power of the network. Intermediate basis feature maps (of R channels) generated with W_{basis} are linearly combined with coefficients α .

ConvNets are used extensively for visual tasks [27][28][29][30]. For instance, Eigen *et al.* [31] explore recursive convolutional architectures that share filters across multiple convolution layers. They show that recurrence with deeper layers tends to increase performance. However, their recursive architecture shows worse performance than independent convolution layers due to overfitting. In most previous works, filters themselves are shared across layers. In contrast, we propose to share filter bases that are more fundamental and reusable building blocks to construct layer-specific filters.

More recently, Jastrzebski *et al.* [14] show that iterative refinement of features in Resnets suggests that deep networks can potentially leverage intensive parameter sharing. Guo *et al.* [32] introduce a gate unit to determine whether to jump out of the recursive loop of convolution blocks to save computational resources. These works show that training recursive networks with naively shared blocks leads to bad performance due to the problem of gradient explosion and vanish like RNN [13][33]. In order to mitigate the problem of gradient explosion and vanish, they suggest unshared batch normalization strategy. In our work, we propose an orthogonality regularization of shared filter bases to further address this problem.

Savarese *et al.*'s work [34] is most similar to our work. In their parameter sharing scheme, different layers of ConvNets are defined by a linear combination of parameter tensors from a global bank of templates. Though similar to our work, our method propose filter bases as more fine-grained and reusable units for parameter sharing and it allows combining non-shared layer-specific components in filter bases to express peculiarity of each convolution layer. Our result shows that these layer-specific non-shared components are critical to achieve high performance. Further, our filter basis sharing method achieves significant saving not just in parameters, but also in computational costs.

3 Filter Basis Sharing

In this section, we discuss how to share parameters of ConvNets effectively by decomposing typical convolution layers into more reusable units, or filter bases. We also discuss how to train shared filter bases effectively.

3.1 Decomposition of convolution layers

We assume that a convolution layer with S input channels, T output channels, and a set of filters $W = \{W_t \in \mathbb{R}^{k \times k \times S}, t \in [1..T]\}$. Each filter W_t can be decomposed using a lower rank filter basis W_{basis} and coefficients α :

$$W_t = \sum_{r=1}^R \alpha_t^r W_{basis}^r, \quad (1)$$

where $W_{basis} = \{W_{basis}^r \in \mathbb{R}^{k \times k \times S}, r \in [1..R]\}$ is a filter basis, and $\alpha = \{\alpha_t^r \in \mathbb{R}, r \in [1..R], t \in [1..T]\}$ is scalar coefficients. In Equation 1, R is the rank of the basis. In a typical convolution layer, output feature maps $V_t \in \mathbb{R}^{w \times h \times T}, t \in [1..T]$ are obtained by the convolution between input feature

maps $U \in \mathbb{R}^{w \times h \times S}$ and filters $W_t, t \in [1..T]$. With Equation 1, this convolution can be rewritten as follows:

$$V_t = U * W_t = U * \sum_{r=1}^R \alpha_t^r W_{basis}^r \quad (2)$$

$$= \sum_{r=1}^R \alpha_t^r (U * W_{basis}^r), \text{ where } t \in [1..T]. \quad (3)$$

In Equation 3, the order of the convolution operation and the linear combination of filter basis is reordered according to the linearity of convolution operators. This result shows that a standard convolution layer can be replaced with two successive convolution layers as shown in Figure 1-(b). The first decomposed convolution layer performs R convolutions between $W_{basis}^r, r \in [1..R]$ and input feature maps U , and it generates an intermediate feature map basis $V_{basis} \in \mathbb{R}^{w \times h \times R}$. The second decomposed convolution layer performs point-wise 1×1 convolutions that linearly combine R intermediate feature maps V_{basis} to generate output feature maps V . In previous works, the primary goal of such decomposition is to reduce the computational complexity [11][12]. For example, the computational complexity of the original convolution is $O(whk^2ST)$ while the decomposed operation takes $O(wh(k^2SR + RT))$. As far as $R < T$, the decomposed convolution has lower computational complexity than the original convolution.

3.2 Sharing a filter basis across many layers

In typical ConvNets, convolution layers have different filters W s and, hence, each decomposed convolution layer has its own filter basis W_{basis} and coefficients α . In contrast, our primary goal in decomposing convolution layers is to share a single filter basis (or a small number of filter bases) across many convolution layers. Some previous works such as [14][35] propose to share convolution filters W themselves across multiple layers, and the peculiarity of individual convolution layers are expressed only through layer-specific non-shared batch normalization. In contrast, we argue that a filter basis W_{basis} is a more intrinsic and reusable building block that can be shared effectively since a filter basis constitutes a subspace, in which high dimensional filters across many convolution layers can be approximated.

Though components of a basis only need to be independent and span a vector subspace, some specific bases are more convenient and appropriate for specific purposes. For the purpose of sharing a filter basis, we need to find an optimal filter basis W_{basis} that can expedite the training of filters of shared convolution layers. Although this optimization can be done with a typical stochastic gradient descent (SGD), one problem is that exploding/vanishing gradients problems might prevent efficient search of the optimization space. More formally, we consider a series of N decomposed convolution layers, in which a filter basis W_{basis} is shared N times. Let \mathbf{x}^i be the input of the i -th convolution layer, and a^{i+1} be the output of the convolution of \mathbf{x}^i with the filter basis W_{basis}

$$a^i(\mathbf{x}^{i-1}) = W_{basis}^\top \mathbf{x}^{i-1}. \quad (4)$$

In Equation 4, $W_{basis} \in \mathbb{R}^{k^2 S \times R}$ is a reshaped filter basis that has basis components at its columns. We assume that input \mathbf{x} is properly adapted (e.g., with `im2col`) to express convolutions using a matrix-matrix multiplication. Since W_{basis} is shared across N convolution layers, the gradient of W_{basis} for some loss function L is:

$$\frac{\partial L}{\partial W_{basis}} = \sum_{i=1}^N \frac{\partial L}{\partial a^N} \prod_{j=i}^{N-1} \left(\frac{\partial a^{j+1}}{\partial a^j} \right) \frac{\partial a^i}{\partial W_{basis}}, \quad (5)$$

, where

$$\frac{\partial a^{j+1}}{\partial a^j} = \frac{\partial a^{j+1}}{\partial \mathbf{x}^j} \frac{\partial \mathbf{x}^j}{\partial a^j} = W_{basis} \frac{\partial \mathbf{x}^j}{\partial a^j} \quad (6)$$

If we plug $W_{basis} \frac{\partial \mathbf{x}^j}{\partial a^j}$ in Equation 6 into Equation 5, we can see that $\prod \frac{\partial a^{j+1}}{\partial a^j}$ is the term that makes gradients unstable since W_{basis} is multiplied many times. This exploding/vanishing gradients can

be controlled to a large extent by keeping W_{basis} close to orthogonal [33]. For instance, if W_{basis} admits eigendecomposition, $[W_{basis}]^N$ can be rewritten as follows:

$$[W_{basis}]^N = [Q\Lambda Q^{-1}]^N = Q\Lambda^N Q^{-1}, \quad (7)$$

where Λ is a diagonal matrix with the eigenvalues placed on the diagonal and Q is a matrix composed of the corresponding eigenvectors. If W_{basis} is orthogonal, $[W_{basis}]^N$ neither explodes nor vanishes, since all the eigenvalues of an orthogonal matrix have absolute value 1. Similarly, an orthogonal shared basis ensures that forward signals neither explodes nor vanishes. We also need to ensure that the norm of $\frac{\partial \mathbf{x}^j}{\partial \mathbf{a}^j}$ in Equation 5 is bounded [13] for stability during forward and backward passes. It is shown that batch normalization after non-linear activation at each convolution layer ensures healthy norms [36][14][32].

For training networks, the orthogonality of shared bases can be enforced with an *orthogonality regularizer*. For instance, when each residual block group of a ResNet shares a filter basis for its convolution layers, the objective function L_R can be defined to have an orthogonality regularizer in addition to the original loss L :

$$L_R = L + \lambda \sum_g^G \|W_{basis}^{(g)\top} \cdot W_{basis}^{(g)} - I\|^2, \quad (8)$$

where $W_{basis}^{(g)}$ is a shared filter basis for g -th residual block group and λ is a hyperparameter.

3.3 Hybrid approach to sharing a filter basis

In our filter basis sharing approach, filters of many convolution layers are constructed by the linear combination of a shared filter basis as in Equation 1. This implies that those high-dimensional filters are all in the same low-dimensional subspace. If the rank of a filter basis is too low, it is very challenging to find such subspace that can express individual peculiarity of many layers' filters. Conversely, if the rank of a shared filter basis is too high (e.g., $R \geq T$), the gain in computational complexity from decomposing filters is mitigated. One way to increase the representational power of each convolution layer, while still maintaining its computational complexity low, is adding some small number of layer-specific components to the filter basis. For instance, we build a filter basis W_{basis} not only using shared components, but also using non-shared components:

$$W_{basis} = W_{bs_shared} \cup W_{bs_unique}, \quad (9)$$

where $W_{bs_shared} = \{W_{bs_shared}^r \in \mathbb{R}^{k \times k \times S}, r \in [1..n]\}$ are shared filter basis components, and $W_{bs_unique} = \{W_{bs_unique}^r \in \mathbb{R}^{k \times k \times S}, r \in [n+1..R]\}$ are per-layer non-shared filter basis components. With this hybrid scheme, filters in different convolution layers are placed in different layer-specific subspace. One disadvantage of this hybrid scheme is that non-shared filter basis components require more parameters. The ratio of non-shared basis components can be varied to control the tradeoffs. But, our results in Section 4 show that only a few per-layer non-shared basis components is enough to achieve high performance.

4 Experiments

In this section, we perform a series of experiments on image classification tasks. Using ResNets [3] as base models, we train networks with the proposed method and compare them with the baseline networks. We also analyze the effect of the orthogonality regularizer and the hybrid scheme.

4.1 Results on CIFAR

4.1.1 Model configuration and training details

Throughout the experiments, we use ResNets [3] as base networks by replacing their 3×3 convolution layers to decomposed convolution layers sharing filter bases. Since each residual block group of ResNets have different number of channels and kernel sizes, our networks share a filter basis only in the same group. In each group with n residual blocks, the first block has a different stride, and, hence, it does not share a filter basis. Each residual block of the baseline ResNets has two 3×3 convolution

layers, and, hence, our networks' each group has $2(n - 1)$ decomposed convolution layers sharing a filter basis. Throughout the experiments, we denote by ResNet L -S s U u a ResNet with L layers that has a filter basis with s shared components and u layer-specific non-shared components in the first residual block group. This ratio between s and u is maintained for all residual block groups. However, since each group of ResNets has $\times 2$ filters than its prior group, each group of our networks have $\times 2$ higher filter basis ranks than its prior group. For instance, the second residual block group of ResNet34-S16U1 has $32(= 16 \times 2)$ shared components of the filter basis and each convolution layer in the group has $2(= 1 \times 2)$ layer-specific components. Hence, each decomposed convolution layer in the group uses 34 (32 shared and 2 non-shared) filter basis components.

The CIFAR-10 and CIFAR-100 datasets contains 50,000 and 10,000 three-channel 32×32 images for training and testing, respectively. For training networks, we follow a similar training scheme as [3]. Standardized data-augmentation and normalization are applied to input data. Networks are trained for 300 epochs with SGD optimizer with a weight decay of $5e-4$ and a momentum of 0.9. The learning rate is initialized to 0.1 and is decayed by 10 at 50% and 75% of the epochs.

4.1.2 Results

Table 1 shows the results on CIFAR-100. Networks trained with the proposed method clearly outperform their ResNet counterparts in every aspect. For instance, ResNet34-S32U1 requires only 36.2% parameters and 66.6% FLOPs of the counterpart ResNet34. Furthermore, ResNet34-S32U1 achieves even lower test error (21.79%) than much deeper ResNet50 (22.36%). To show the generality of our work, we apply the proposed method to DenseNet [37] and ResNeXt [38] too. Although the overall gain is not as great as ResNets', we still observe reduction of resource usages in both networks. For instance, ResNeXt50-S64U4 outperforms the counterpart ResNeXt50 while saving parameters and FLOPs by 16.7% and 12.1%, respectively. In ResNeXt, the gain is limited since they mainly exploit group convolutions; each group convolution is decomposed for filter basis sharing in our network. Similarly, for DenseNet, each 3×3 convolution layer has a relatively small number of output channels, and, hence the overall gain is not pronounced as much as ResNet's.

Table 1: Error (%) on CIFAR-100. ' \dagger ' denotes orthogonality regularization is not applied.

Model	Params	FLOPs	Error
ResNet18	11.22M	1.11G	23.25
ResNet34	21.33M	2.33G	22.49
ResNet50	23.71M	2.61G	22.36
DenseNet121	7.05M	1.81G	21.95
ResNeXt50	23.17M	2.71G	20.71
ResNet34-S8U1	5.87M	0.79G	23.11
ResNet34-S16U0	6.20M	1.02G	23.43
ResNet34-S16U1	6.49M	1.05G	22.64
ResNet34-S32U0	7.44M	1.52G	22.32
ResNet34-S32U1 \dagger	7.73M	1.55G	22.92
ResNet34-S32U1	7.73M	1.55G	21.79
DenseNet121-S16U1	5.08M	1.43G	22.15
ResNeXt50-S64U4	19.3M	2.38G	20.09
Parameter Sharing [34]	12M	10.49G	19.13

Table 2: Error (%) on CIFAR-10. ' \star ' denotes having 2 shared bases in each group. ' \dagger ' denotes orthogonality regularization is not applied.

Model	Params	FLOPs	Error
ResNet32 [3]	0.46M	0.14G	7.51
ResNet56 [3]	0.85M	0.25G	6.97
ResNet110 [3]	1.73M	0.51G	6.43
ResNet32-S8U1	0.15M	0.10G	8.08
ResNet32-S16U1	0.20M	0.16G	7.43
ResNet32-S16U1 \star	0.24M	0.16G	6.93
ResNet56-S8U1	0.20M	0.17G	7.52
ResNet56-S16U0	0.22M	0.28G	7.84
ResNet56-S16U1 \dagger	0.27M	0.30G	7.70
ResNet56-S16U1	0.27M	0.30G	7.46
ResNet56-S16U1 \star	0.31M	0.30G	6.30
Filter Pruning [7]	0.77M	0.18G	6.94
Basis Learning [12]	0.20M	0.46G	6.60

The result on CIFAR-10 is presented in Table 2. Unlike networks on CIFAR-100, networks on CIFAR-10 has much fewer channels (e.g. 16 channels in the first residual block group) and, hence, projecting filters to such low dimensional subspace might limit the performance of the networks. For instance, in ResNet32-S8U1, filters are supposed to be projected onto 9 dimensional subspace consisting of 8 shared and 1 layer-specific filter basis components. Therefore, ResNet32-S8U1 results in higher testing error (8.08%) than its counterpart ResNet32 (7.51%). By increasing the rank of filter bases, the better accuracy can be achieved at the cost of increased FLOPs. For instance, ResNet32-S16U1's testing error (7.43%) is lower than ResNet32's (7.51%) but ResNet32-S16U1 requires 14.2% additional FLOPs than ResNet32. For deeper networks such as ResNet56, a filter basis is supposed to be shared by many residual blocks in the group, and it can damage the performance. For example, every filter basis in ResNet56-S16U1 is shared by 8 2-layer residual blocks, or 16

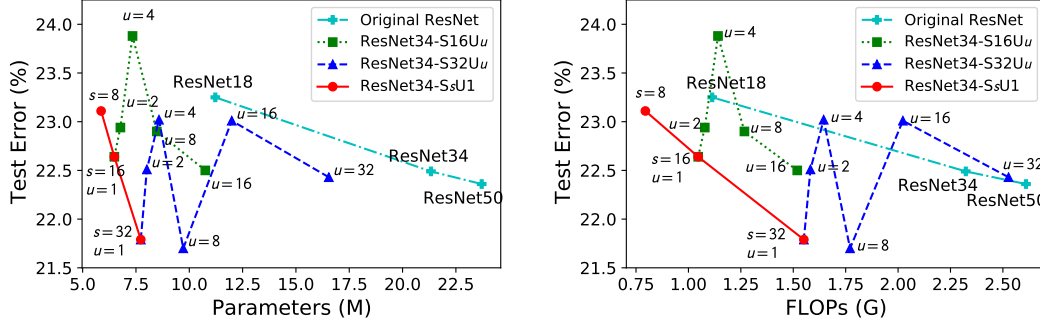


Figure 2: Testing errors vs. the number of parameters and FLOPs on CIFAR-100. The number of shared basis components (s), and non-shared basis components (u) are varied. Using more shared basis components results in better performance. In contrast, using more non-shared components does not always improve performance.

convolution layers. Due to this excessive sharing, though ResNet56-S16U1 saves 41.3% parameters, its testing error (7.46%) is higher than the counterpart ResNet56’s (6.97%).

To remedy this problem, we introduce a variant, in which each residual block group of the networks uses 2 shared bases; one basis is shared by the first convolution layers of all residual blocks, and the other is shared by the second convolution layers of the same blocks. In Table 2, networks with a ‘*’ mark denote this variant. Though this variant slightly increases the parameters of the networks, it can prevent excessive sharing of parameters. For example, although ResNet56-S16U1* needs 0.04M more parameters for additional shared bases, it still saves 63% parameters of the counterpart ResNet56 and achieves significantly lower testing error, 6.30%. It should be noted that this testing error of ResNet56-S16U1* is even lower than much deeper ResNet110’s (6.43%). These results on CIFAR demonstrate that original networks on CIFAR are heavily overparameterized, and our method is highly effective in compressing such overparameterized networks.

4.1.3 Analysis

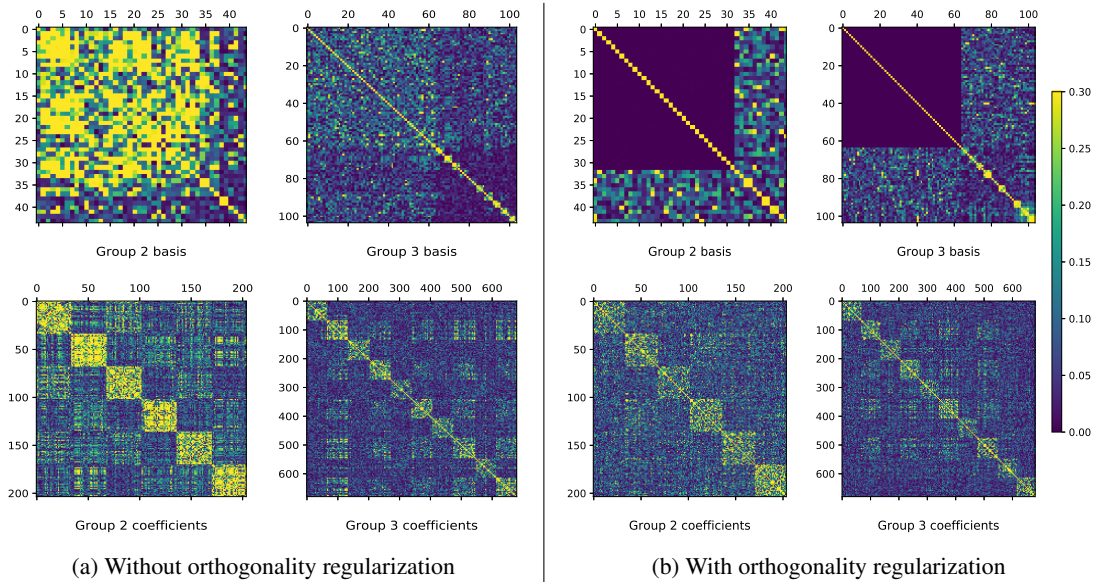


Figure 3: Cosine similarities of bases and coefficients of ResNet34-S16U1 (2-th and 3-th group.) In the upper row, X and Y axes show the indexes to each group’s vectorized filter basis components (both shared and non-shared). The lower row shows corresponding coefficients in the groups. Brighter color corresponds to higher similarity.

Figure 2 shows test errors as parameters and FLOPs are increased by varying the number of shared/non-shared basis components of networks. In general, the higher performance is expected with the more parameters. We observe that this presumption is true for shared basis components. For instance, when the number of shared basis components s is varied from 8 to 32, the test error sharply decreases from 23.1% to 21.7%. However, non-shared basis components manifest counter-intuitive results. Although a small number of non-shared basis components (e.g., $u = 1$) are clearly beneficial to the performance, the higher u 's do not always lead to the higher performance. For instance, when $u = 4$, both ResNet34-S16U u and ResNet34-S32U u show the worst performance. This result demonstrates the difficulty of training networks with larger parameters. Further study is required for this problem.

In order to analyze the effect of the orthogonality regularizer, in Figure 3, we illustrate absolute cosine similarities of all filter basis components and coefficients of the 2nd and the 3rd residual block groups of ResNet34-S16U1. In the upper row, the X and Y axes display the indexes to the shared basis components first, and the layer-specific non-shared basis components next. In Figure 3, as expected, notice that shared filter basis components have almost zero cosine similarities when the orthogonality regularization in Equation 8 is applied. The bottom row shows the absolute cosine similarities of coefficients of the corresponding groups. In Figure 3, we can clearly see that coefficients manifest lower similarities when the orthogonality regularizer is applied. Without the orthogonality regularization, interesting grid patterns are observed in coefficients. This repetitive grid pattern might be related to ResNets' nature of iterative refinement [14]. However, since these bases and coefficients are used to build layer-specific filters, we conjecture that such high cosine similarities imply higher redundancy in the networks. With the orthogonality regularization, such repetitive patterns are less evident, implying less redundancy in the networks.

4.2 Results on ImageNet

We evaluate our method on the ILSVRC2012 dataset [39] that has 1000 classes. The dataset consists of 1.28M training and 50K validation images. For training networks, we follow the ImageNet training procedure [40]. The networks are trained for 120 epochs with SGD optimizer with a mini-batch size of 256. We use a weight decay of $1e-4$ and a momentum of 0.9. The learning rate starts with 0.1 and decays by 10 at 45-th, 75-th, and 110-th epochs. For data augmentation, we apply random single 224×224 crops and horizontal flips. For this experiment, we use ResNet34 as a base model, and replace its 3×3 convolution layers with decomposed convolution layers sharing filter bases.

Table 3: Error (%) on ImageNet. ‘*’ denotes having 2 shared bases in each residual block group.

Model	Params	FLOPs	top-1	top-5
ResNet18	11.69M	3.64G	30.24	10.92
ResNet34	21.80M	7.34G	26.70	8.58
ResNet34-S16U1	6.96M	3.44G	30.04	10.50
ResNet34-S32U1	8.20M	4.98G	28.42	9.55
ResNet34-S32U1*	9.76M	4.98G	27.69	9.11
Filter Pruning [7]	19.30M	5.52G	27.83	-

Table 3 shows the results. Although our networks do not outperform the counterpart ResNet34 in terms of accuracy, they show competitive performance while using less computational resources. For example, ResNet34-S32U1* achieves 27.69%/9.11% top-1/top-5 validation errors using only 44.7% and 67.8% parameters and FLOPs, respectively, of ResNet34. Though we expect better performance with the higher rank of filter bases, we leave further investigation of tradeoffs as our future work.

5 Conclusions and Future Works

In this work, we propose to share filter bases of decomposed convolution layers for efficient and effective sharing of parameters in ConvNets. The usual gradient explosion/vanishing problem of recursive networks is addressed by the proposed orthogonal regularizer. Further, we increase the representation power of each convolution layer by combining a small number of non-shared components to filter bases. Experiments on CIFAR and ImageNet show that our method reduces

parameters and computational costs substantially while achieving competitive performance. In particular, in heavily overparameterized networks on CIFAR, our method outperforms much deeper counterpart original networks. The proposed filter basis sharing method could be further extended to different kinds of common convolutions such as 1×1 and depthwise convolutions.

References

- [1] Krizhevsky, A., I. Sutskever, G. E. Hinton. Imagenet classification with deep convolutional neural networks. In *Advances in neural information processing systems*, pages 1097–1105. 2012.
- [2] Szegedy, C., W. Liu, Y. Jia, et al. Going deeper with convolutions. In *Proceedings of the IEEE conference on computer vision and pattern recognition*, pages 1–9. 2015.
- [3] He, K., X. Zhang, S. Ren, et al. Deep residual learning for image recognition. In *Proceedings of the IEEE conference on computer vision and pattern recognition*, pages 770–778. 2016.
- [4] Hu, J., L. Shen, G. Sun. Squeeze-and-excitation networks. In *Proceedings of the IEEE conference on computer vision and pattern recognition*, pages 7132–7141. 2018.
- [5] Denton, E. L., W. Zaremba, J. Bruna, et al. Exploiting linear structure within convolutional networks for efficient evaluation. In *Advances in neural information processing systems*, pages 1269–1277. 2014.
- [6] Han, S., J. Pool, J. Tran, et al. Learning both weights and connections for efficient neural network. In *Advances in neural information processing systems*, pages 1135–1143. 2015.
- [7] Li, H., A. Kadav, I. Durdanovic, et al. Pruning filters for efficient convnets. In *International Conference on Learning Representations*. 2017.
- [8] Jaderberg, M., A. Vedaldi, A. Zisserman. Speeding up convolutional neural networks with low rank expansions. *arXiv preprint arXiv:1405.3866*, 2014.
- [9] Lebedev, V., Y. Ganin, M. Rakhuba, et al. Speeding-up convolutional neural networks using fine-tuned cp-decomposition. In *International Conference on Learning Representations*. 2015.
- [10] Kim, Y.-D., E. Park, S. Yoo, et al. Compression of deep convolutional neural networks for fast and low power mobile applications. In *International Conference on Learning Representations (ICLR)*. 2016.
- [11] Zhang, X., J. Zou, K. He, et al. Accelerating very deep convolutional networks for classification and detection. *IEEE transactions on pattern analysis and machine intelligence*, 38(10):1943–1955, 2015.
- [12] Li, Y., S. Gu, L. Van Gool, et al. Learning filter basis for convolutional neural network compression. In *Proceedings of the IEEE International Conference on Computer Vision*. 2019.
- [13] Pascanu, R., T. Mikolov, Y. Bengio. On the difficulty of training recurrent neural networks. In *International conference on machine learning*, pages 1310–1318. 2013.
- [14] Jastrzebski, S., D. Arpit, N. Ballas, et al. Residual connections encourage iterative inference. In *International Conference on Learning Representations*. 2018.
- [15] Hinton, G., O. Vinyals, J. Dean. Distilling the knowledge in a neural network. *arXiv preprint arXiv:1503.02531*, 2015.
- [16] Chen, G., W. Choi, X. Yu, et al. Learning efficient object detection models with knowledge distillation. In *Advances in Neural Information Processing Systems*, pages 742–751. 2017.
- [17] LeCun, Y., J. S. Denker, S. A. Solla. Optimal brain damage. In *Advances in neural information processing systems*, pages 598–605. 1990.
- [18] Polyak, A., L. Wolf. Channel-level acceleration of deep face representations. *IEEE Access*, 3:2163–2175, 2015.
- [19] He, Y., X. Zhang, J. Sun. Channel pruning for accelerating very deep neural networks. In *Proceedings of the IEEE International Conference on Computer Vision*, pages 1389–1397. 2017.
- [20] Han, S., H. Mao, W. J. Dally. Deep compression: Compressing deep neural networks with pruning, trained quantization and huffman coding, 2016.

- [21] Son, S., S. Nah, K. Mu Lee. Clustering convolutional kernels to compress deep neural networks. In *Proceedings of the European Conference on Computer Vision (ECCV)*, pages 216–232. 2018.
- [22] Li, Y., S. Lin, B. Zhang, et al. Exploiting kernel sparsity and entropy for interpretable cnn compression. In *Proceedings of the IEEE Conference on Computer Vision and Pattern Recognition*, pages 2800–2809. 2019.
- [23] Howard, A. G., M. Zhu, B. Chen, et al. Mobilenets: Efficient convolutional neural networks for mobile vision applications. *arXiv preprint arXiv:1704.04861*, 2017.
- [24] Zhang, X., X. Zhou, M. Lin, et al. Shufflenet: An extremely efficient convolutional neural network for mobile devices. In *Proceedings of the IEEE conference on computer vision and pattern recognition*, pages 6848–6856. 2018.
- [25] Sandler, M., A. Howard, M. Zhu, et al. Mobilenetv2: Inverted residuals and linear bottlenecks. In *Proceedings of the IEEE conference on computer vision and pattern recognition*, pages 4510–4520. 2018.
- [26] Graves, A., A. Mohamed, G. Hinton. Speech recognition with deep recurrent neural networks. In *2013 IEEE International Conference on Acoustics, Speech and Signal Processing*, pages 6645–6649. 2013.
- [27] Socher, R., C. C. Lin, C. Manning, et al. Parsing natural scenes and natural language with recursive neural networks. In *Proceedings of the 28th international conference on machine learning (ICML-11)*, pages 129–136. 2011.
- [28] Liang, M., X. Hu. Recurrent convolutional neural network for object recognition. In *Proceedings of the IEEE conference on computer vision and pattern recognition*, pages 3367–3375. 2015.
- [29] Xingjian, S., Z. Chen, H. Wang, et al. Convolutional lstm network: A machine learning approach for precipitation nowcasting. In *Advances in neural information processing systems*, pages 802–810. 2015.
- [30] Zamir, A. R., T.-L. Wu, L. Sun, et al. Feedback networks. In *2017 IEEE Conference on Computer Vision and Pattern Recognition (CVPR)*, pages 1808–1817. IEEE, 2017.
- [31] Eigen, D., J. Rolfe, R. Fergus, et al. Understanding deep architectures using a recursive convolutional network: 2nd international conference on learning representations, iclr 2014. In *2nd International Conference on Learning Representations, ICLR 2014*. 2014.
- [32] Guo, Q., Z. Yu, Y. Wu, et al. Dynamic recursive neural network. In *2019 IEEE/CVF Conference on Computer Vision and Pattern Recognition (CVPR)*, pages 5142–5151. 2019.
- [33] Vorontsov, E., C. Trabelsi, S. Kadoury, et al. On orthogonality and learning recurrent networks with long term dependencies. In *Proceedings of the 34th International Conference on Machine Learning*, pages 3570–3578. 2017.
- [34] Savarese, P., M. Maire. Learning implicitly recurrent CNNs through parameter sharing. In *International Conference on Learning Representations*. 2019.
- [35] Köpüklü, O., M. Babae, S. Hörmann, et al. Convolutional neural networks with layer reuse. In *2019 IEEE International Conference on Image Processing (ICIP)*, pages 345–349. IEEE, 2019.
- [36] Ioffe, S., C. Szegedy. Batch normalization: Accelerating deep network training by reducing internal covariate shift. In *International Conference on Machine Learning*, pages 448–456. 2015.
- [37] Huang, G., Z. Liu, L. Van Der Maaten, et al. Densely connected convolutional networks. In *Proceedings of the IEEE conference on computer vision and pattern recognition*, pages 4700–4708. 2017.
- [38] Xie, S., R. Girshick, P. Dollár, et al. Aggregated residual transformations for deep neural networks. In *Proceedings of the IEEE conference on computer vision and pattern recognition*, pages 1492–1500. 2017.
- [39] Russakovsky, O., J. Deng, H. Su, et al. Imagenet large scale visual recognition challenge. *International journal of computer vision*, 115(3):211–252, 2015.
- [40] ImageNet Training in PyTorch, <https://github.com/pytorch/examples/tree/master/imagenet>, 2020.