

---

# Self-Distillation as Instance-Specific Label Smoothing

---

**Zhilu Zhang**  
Cornell University  
zz452@cornell.edu

**Mert R. Sabuncu**  
Cornell University  
msabuncu@cornell.edu

## Abstract

It has been recently demonstrated that multi-generational self-distillation can improve generalization [7]. Despite this intriguing observation, reasons for the enhancement remain poorly understood. In this paper, we first demonstrate experimentally that the improved performance of multi-generational self-distillation is in part associated with the increasing diversity in teacher predictions. With this in mind, we offer a new interpretation for teacher-student training as amortized MAP estimation, such that teacher predictions enable instance-specific regularization. Our framework allows us to theoretically relate self-distillation to label smoothing, a commonly used technique that regularizes predictive uncertainty, and suggests the importance of predictive diversity in addition to predictive uncertainty. We present experimental results using multiple datasets and neural network architectures that, overall, demonstrate the utility of predictive diversity. Finally, we propose a novel instance-specific label smoothing technique that promotes predictive diversity without the need for a separately trained teacher model. We provide an empirical evaluation of the proposed method, which, we find, often outperforms classical label smoothing.

## 1 Introduction

First introduced as a simple method to compress high-capacity neural networks into a low-capacity counterpart for computational efficiency, knowledge distillation [10] has since gained much popularity across various applications domains ranging from computer vision to natural language processing [12, 15, 20, 28, 29] as an effective method to transfer knowledge or features learned from a teacher network to a student network. This empirical success is often justified with the intuition that deeper teacher networks learn better representation with greater model complexity, and the "dark knowledge" that teacher networks provide facilitates student networks to learn better representations and hence enhanced generalization performance. Nevertheless, it still remains an open question as to how exactly student networks benefit from this dark knowledge. The problem is made further puzzling by the recent observation that even self-distillation, a special case of the teacher-student training framework in which the teacher and student networks have identical architectures, can lead to better generalization performance [7]. It was also demonstrated that repeated self-distillation process with multiple generations can further improve classification accuracy.

In this work, we aim to shed some light on self-distillation. We start off by revisiting the multi-generational self-distillation strategy, and experimentally demonstrate that the performance improvement observed in multi-generational self-distillation is correlated with increasing diversity in teacher predictions. Inspired by this, we view self-distillation as instance-specific regularization on the neural network softmax outputs, and cast the teacher-student training procedure as performing amortized maximum a posteriori (MAP) estimation of the softmax probability outputs. The proposed framework provides us with a new interpretation of the teacher predictions as instance-specific priors conditioned on the inputs. This interpretation allows us to theoretically relate distillation to label smoothing, a commonly used technique to regularize predictive uncertainty of NNs, and suggests

that regularization on the softmax probability simplex space in addition to the regularization on predictive uncertainty can be the key to better generalization. To verify the claim, we systematically design experiments to compare teacher-student training against label smoothing. Lastly, to further demonstrate the potential gain from regularization on the probability simplex space, we also design a new regularization procedure based on label smoothing that we term the “Beta smoothing.”

Our contributions can be summarized as follows:

1. We provide a plausible explanation for recent findings on multi-generational self-distillation.
2. We offer an amortized MAP interpretation of the teacher-student training strategy.
3. We attribute the success of distillation to regularization on both the label space and the softmax probability simplex space, and verify the importance of the latter with systematically designed experiments on several benchmark datasets.
4. We propose a new regularization technique termed “Beta smoothing” that improves upon classical label smoothing at little extra cost.
5. We demonstrate self-distillation can improve calibration.

## 2 Related Works

The original knowledge distillation technique for neural networks [10] has stimulated a flurry of interest in the topic, with a large number of published improvements and applications. For instance, prior works [1, 17] have proposed Bayesian techniques in which distributions are distilled with Monte Carlo samples into more compact models like a neural network. Lopez-Paz et al. [16] combined distillation with the theory of privileged information, and offered a generalized framework for distillation. To simplify distillation, Zhu et al. [33] proposed a method for one-stage online distillation. There have also been successful applications of distillation for adversarial robustness [20].

Several papers have attempted to study the effect of distillation training on the student models. Furlanello et al. [7] examined the effect of distillation by comparing the gradients of the distillation loss against that of the standard cross-entropy loss with ground truth labels. Phuong et al. [23] considered a special case of distillation using linear and deep linear classifiers. Cho and Hariharan [4] conducted a thorough experimental analysis, and made several interesting observations. Another experimentally driven work to understand the effect of distillation was also done in the context of natural language processing [32]. Most similar to our work is [30], in which the authors also established a connection between label smoothing and distillation. However, our argument comes from a different theoretical perspective and offers complementary insights.

## 3 Preliminaries

We consider the problem of  $k$ -class classification. Let  $\mathcal{X} \subseteq \mathbb{R}^d$  be the feature space and  $\mathcal{Y} = \{1, \dots, k\}$  be the label space. Given a dataset  $\mathcal{D} = \{\mathbf{x}_i, y_i\}_{i=1}^n$  where each feature-label pair  $(\mathbf{x}_i, y_i) \in \mathcal{X} \times \mathcal{Y}$ , and we are interested in finding a function that maps input features to corresponding labels  $f : \mathcal{X} \rightarrow \mathbb{R}^c$ . In this work, we restrict the function class to the set of neural networks  $f_{\mathbf{w}}(\mathbf{x})$  where  $\mathbf{w} = \{W_i\}_{i=1}^L$  are the parameters of a neural network with  $L$  layers. We define a likelihood model  $p(y|\mathbf{x}; \mathbf{w}) = \text{Cat}(\text{softmax}(f_{\mathbf{w}}(\mathbf{x})))$ , a categorical distribution with parameters  $\text{softmax}(f_{\mathbf{w}}(\mathbf{x})) \in \Delta(L)$ . Here  $\Delta(L)$  denotes the  $L$ -dimensional probability simplex. Typically, maximum likelihood estimation (MLE) is performed. This leads to the cross-entropy loss

$$\mathcal{L}_{cce}(\mathbf{w}) = - \sum_{i=1}^n \sum_{j=1}^k \mathbf{y}_{ij} \log p(y = j | \mathbf{x}_i; \mathbf{w}), \quad (1)$$

where  $\mathbf{y}_{ij}$  corresponds to the  $j$ -th element of the one-hot encoded label  $y_i$ .

### 3.1 Teacher-Student Training Objective

Given a pre-trained model (teacher)  $f_{w_t}$ , distillation loss can be defined as:

$$\mathcal{L}_{dist}(\mathbf{w}) = - \sum_{i=1}^n \sum_{j=1}^k [\text{softmax}(f_{w_t}(\mathbf{x})/T)]_j \log p(y = j | \mathbf{x}_i; \mathbf{w}), \quad (2)$$

where  $[\cdot]_j$  denotes the  $j$ 'th element of a vector. A second network (student)  $f_w$  can then be trained with the following total loss:

$$\mathcal{L}(\mathbf{w}) = \alpha \mathcal{L}_{cce}(\mathbf{w}) + (1 - \alpha) \mathcal{L}_{dist}(\mathbf{w}), \quad (3)$$

where  $\alpha \in [0, 1]$  is a hyper-parameter, and  $T$  corresponds to the temperature scaling hyper-parameter that flattens teacher predictions. In self-distillation, both teacher and student models have the same network architecture. In the original self-distillation experiments conducted by Furlanello et al. [7],  $\alpha$  and  $T$  are set to 0 and 1, respectively throughout the entire training process.

Note that, temperature scaling has been applied differently compared to previous literature on distillation [10]. As addressed in Section 5, we only apply temperature scaling to teacher predictions in computing distillation loss. We empirically observe that this yields results consistent with previous reports. Moreover, as we show in the Appendix, performing temperature scaling only on the teacher but not the student models yields more calibrated results.

## 4 Multi-Generation Self-Distillation: A Close Look

Self-distillation can be repeated iteratively such that during training of the  $i$ -th generation, the model obtained at  $(i - 1)$ -th generation is used as the teacher model. This approach is referred to as multi-generational self-distillation, or ‘‘Born-Again Networks’’ (BAN). Empirically it has been observed that student predictions can consistently improve with each generation. However, the mechanism behind this improvement has remained elusive. In this work, we argue that the main attribute that leads to better performance is the increasing uncertainty and diversity in teacher predictions. Similar observations that more ‘‘tolerant’’ teacher predictions lead to better students were also made by Yang et al. [27]. Indeed, due the monotonicity and convexity of the negative log likelihood function, since the element that corresponds to the true label class of the softmax output  $p(y = y_i | \mathbf{x}_i; \mathbf{w})$  is often much greater than that of the other classes, together with early stopping, each subsequent model will likely have increasingly unconfident softmax outputs corresponding to the true label class.

### 4.1 Predictive Uncertainty

We use Shannon Entropy to quantify the uncertainty in instance-specific teacher predictions  $p(y | \mathbf{x}; \mathbf{w}_i)$ , averaged over the training set, which we call ‘‘Average Predictive Uncertainty,’’ and define as:

$$\mathbb{E}_{\mathbf{x}} [H(p(\cdot | \mathbf{x}; \mathbf{w}_i))] \approx \frac{1}{n} \sum_{j=1}^n H(p(\cdot | \mathbf{x}_j; \mathbf{w}_i)) = \frac{1}{n} \sum_{j=1}^n \sum_{c=1}^k -p(y_c | \mathbf{x}_j; \mathbf{w}_i) \log p(y_c | \mathbf{x}_j; \mathbf{w}_i). \quad (4)$$

Note that previous literature [6, 21] has also proposed to use the above measure as a regularizer to prevent over-confident predictions. Label smoothing [21, 24] is a closely related technique that also penalizes over-confident predictions by explicitly smoothing out ground-truth labels.

### 4.2 Confidence Diversity

Average Predictive Uncertainty is insufficient to fully capture the variability associated with teacher predictions. In this paper, we argue it is also important to consider the amount of spreading of teacher predictions over the probability simplex among different (training) samples. We coin this population spread in predictive probabilities ‘‘Confidence Diversity.’’ As we show below, characterizing the Confidence Diversity can be important for understanding teacher-student training.

There is no straightforward metric for Confidence Diversity and its computation is hampered by the curse of dimensionality, particularly in applications with a large number of classes. In this paper, we

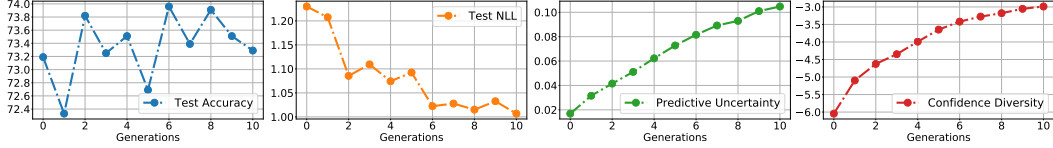


Figure 1: Results for sequential self-distillation over 10 generations are shown above. Model obtained at the  $(i - 1)$ -th generation is used as the teacher model for training at the  $i$ -th generation. Accuracy and NLL are obtained on the test set using the student model, whereas the predictive uncertainty and confidence diversity are evaluated on the training set with teacher predictions.

propose to measure only the entropy of the softmax element corresponding to the true label class. Mathematically, if we denote  $c = \phi(\mathbf{x}, y) := [\text{softmax}(f_w(\mathbf{x}))]_y$ , and let  $p_C$  be the probability density function of the random variable  $C := \phi(\mathbf{X}, Y)$  where  $(\mathbf{X}, Y) \sim p(\mathbf{x}, y)$ . Then, we quantify Confidence Diversity via the differential entropy of  $C$ :

$$h(C) = - \int p_C(c) \log p_C(c) dc. \quad (5)$$

We use the KNN-based entropy estimator to compute  $h(C)$  over the training set [3].

### 4.3 Sequential Self-Distillation Experiment

We perform sequential self-distillation with ResNet-34 on the CIFAR-100 dataset for 10 generations. At each generation, we train the neural networks for 150 epochs using the identical optimization procedure as in the original ResNet paper [9]. Following Furlanello et al. [7],  $\alpha$  and  $T$  are set to 0 and 1 respectively throughout the entire training process. Fig. 1 summarizes the results. As indicated by the general increasing trend in test accuracy, sequential distillation indeed leads to improvements. The entropy plots also support the hypothesis that subsequent generations exhibit increasing diversity and uncertainty in predictions. Despite the same increasing trend, the two entropy metrics quantify different things. The increase in average predictive uncertainty suggests overall a drop in the confidence of the categorical distribution, while the growth in confidence diversity suggests an increasing variability in teacher predictions. Interestingly, we also see obvious improvements in terms of NLL, suggesting in addition that BAN can improve calibration of predictions [8].

To further study the apparent correlation between student performance and entropy of teacher predictions over generations, we conduct a new experiment, where we instead train a single teacher. This teacher is then used to train a single generation of students while varying the temperature hyperparameter  $T$  in Eq. 3, which explicitly adjusts the uncertainty and diversity of teacher predictions. For consistency, we keep  $\alpha = 0$ . Results are illustrated in Fig. 2. As expected, increasing  $T$  leads to greater predictive uncertainty and diversity in teacher predictions. Importantly, we see this increase leads to drastic improvements in the test accuracy of students. In fact, the gain is much greater than the best achieved with 10 generations of BAN with  $T = 1$  (indicated with the flat line in the plot). The identified correlation is consistent with the recent finding that early-stopped models, which typically have much larger entropy than fully trained ones, serve as better teachers [4]. Lastly, we also see improvements in NLL with increasing entropy of teacher predictions. However, too much  $T$  leads to a subsequent increase in NLL, likely due to teacher predictions that lack in confidence.

A closer look at the entropy metrics of the above experiment reveals an important insight. While the average predictive uncertainty is strictly increasing with  $T$ , the confidence diversity plateaus after  $T = 2.5$ . This coincides closely with the stagnation of student test accuracy, hinting at the importance of confidence diversity in teacher predictions. This makes intuitive sense. Given a training set, we would expect that some of the samples be much more typically representative of the label class than others. Ideally, we would hope to classify the typical examples with much greater confidence than an ambiguous example of the same class. Previous results show that training with such instance-specific uncertainty can indeed lead to better performance [22]. Our view is that in self-distillation, the teacher provides the means for instance-specific regularization.

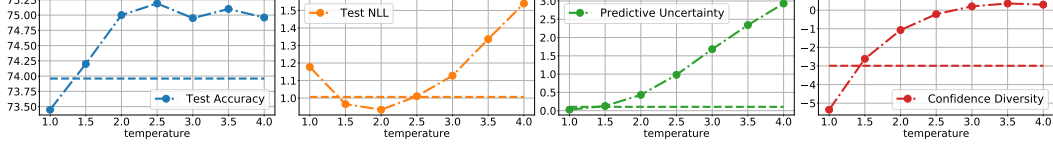


Figure 2: Results with teacher predictions scaled by varying temperature  $T$ . The flat lines in the plots correspond to the largest/smallest values achieved over 10 generations of sequential distillation with  $T = 1$  in the previous experiments for accuracy, predictive uncertainty and confidence diversity/NLL.

## 5 An Amortized MAP Perspective of Self-Distillation

The instance-specific regularization perspective on self-distillation allows us to recast the training procedure as performing Maximum a posteriori (MAP) estimation on the softmax probability vector. Suppose now that the likelihood  $p(y|\mathbf{x}, \mathbf{z}) = \text{Cat}(\mathbf{z})$  be a categorical distribution with parameter  $\mathbf{z} \in \Delta(L)$  and the conditional prior  $p(\mathbf{z}|\mathbf{x}) = \text{Dir}(\boldsymbol{\alpha}_{\mathbf{x}})$  be a Dirichlet distribution with instance-specific parameter  $\boldsymbol{\alpha}_{\mathbf{x}}$ . Due to conjugacy of the Dirichlet prior, a closed-form solution of  $\hat{\mathbf{z}}_i = \frac{\mathbf{c}_i + \boldsymbol{\alpha}_{\mathbf{x}_i} - 1}{\sum_j \mathbf{c}_j + \boldsymbol{\alpha}_{\mathbf{x}_j} - 1}$ , where  $\mathbf{c}_i$  corresponds to number of occurrences of the  $i$ -th category, can be easily obtained.

The above framework is not useful for classification when given a new sample  $\mathbf{x}$  without any observations  $y$ . Moreover, in the common supervised learning setup, only one observation of label  $y$  is available for each sample  $\mathbf{x}$ . The MAP solution shown above merely relies on the provided label  $y$  for each sample  $\mathbf{x}$ , without exploiting the potential similarities among different samples ( $\mathbf{x}_i$ )'s in the entire dataset for more accurate estimation. For example, we could have different samples that are almost duplicates (cf. [2]), but have different  $y_i$ 's, which could inform us about other labels that could be drawn from  $\mathbf{z}_i$ . Thus, instead of relying on the instance-level closed-form solution, we can train a (student) network to amortize the MAP estimation  $\hat{\mathbf{z}}_i \approx \text{softmax}(f_{\mathbf{w}}(\mathbf{x}_i))$  with a given training set, resulting in an optimization problem of:

$$\begin{aligned} \max_{\mathbf{w}} \sum_{i=1}^n \log p(\mathbf{z}|\mathbf{x}_i, y_i; \mathbf{w}, \boldsymbol{\alpha}_{\mathbf{x}}) &= \max_{\mathbf{w}} \sum_{i=1}^n \log p(y = y_i|\mathbf{z}, \mathbf{x}_i; \mathbf{w}) + \log p(\mathbf{z}|\mathbf{x}_i; \mathbf{w}, \boldsymbol{\alpha}_{\mathbf{x}}) \\ &= \max_{\mathbf{w}} \underbrace{\sum_{i=1}^n \log[\text{softmax}(f_{\mathbf{w}}(\mathbf{x}_i))]_{y_i}}_{\text{Cross entropy}} + \underbrace{\sum_{i=1}^n \sum_{c=1}^k ([\boldsymbol{\alpha}_{\mathbf{x}_i}]_c - 1) \log[\mathbf{z}]_c}_{\text{Instance-specific regularization}}. \end{aligned} \quad (6)$$

Eq. 6 is an objective that provides us with a function to obtain a MAP solution of  $\mathbf{z}$  given an input sample  $\mathbf{x}$ . Note that, we do not make any assumptions about the availability or number of label observations of  $y$  for each sample  $\mathbf{x}$ . This enables us to find an approximate MAP solution to  $\mathbf{x}$  at test-time when  $\boldsymbol{\alpha}_{\mathbf{x}}$  and  $y$  are unavailable. The resulting framework can be generally applicable to various scenarios like semi-supervised learning or learning from multiple labels per sample. Nevertheless, in the following, we restrict our attention to supervised learning with a single label per training sample.

### 5.1 Label Smoothing as MAP

The difficulty now lies in obtaining the instance-specific prior  $\text{Dir}(\boldsymbol{\alpha}_{\mathbf{x}})$ . A naive independence assumption that  $p(\mathbf{z}|\mathbf{x}) = p(\mathbf{z})$  can be made. Under such an assumption, a sensible choice of prior would be a uniform distribution across all possible labels. Choosing  $[\boldsymbol{\alpha}_{\mathbf{x}}]_c = [\boldsymbol{\alpha}]_c = \frac{\beta}{k} + 1$  for all  $c \in \{1, \dots, k\}$  for some hyper-parameter  $\beta$ , the MAP objective becomes

$$\mathcal{L}_{LS} = \sum_{i=1}^n -\log[\mathbf{z}]_{y_i} + \beta \sum_{i=1}^n \sum_{c=1}^k -\frac{1}{k} \log[\mathbf{z}]_c. \quad (7)$$

As noted in prior work, this loss function is equivalent to the commonly used label smoothing (LS) regularization [21, 24] (derivation can be found in Appendix). Observe also that the training objective in essence promotes predictions with larger predictive uncertainty, but not confidence diversity.

## 5.2 Self-Distillation as MAP

A better instance-specific prior distribution can be obtained using a pre-trained (teacher) neural network. Let us consider a network  $f_{w_t}$  trained with the regular MLE objective, by maximizing  $p(y|x; w_t) = \text{Cat}(\text{softmax}(f_{w_t}(x)))$ , where  $[\text{softmax}(f_{w_t}(x))]_i = \frac{\exp(f_{w_t}(x))_i}{\sum_j [\exp(f_{w_t}(x))]_j}$ . Now, due to conjugacy of the Dirichlet prior, the marginal likelihood  $p(y|x; \alpha_x)$  is a Dirichlet-multinomial distribution [18]. In the case of single label observation considered, the marginal likelihood reduces to a categorical distribution. As such, we have:  $p(y|x; \alpha_x) = \text{Cat}(\bar{\alpha}_x)$ , where  $\bar{\alpha}_x$  is normalized such that  $[\bar{\alpha}_x]_i = \frac{[\alpha_x]_i}{\sum_j [\alpha_x]_j}$ . We can thus interpret  $\exp(f_{w_t}(x))$  as the parameters of the Dirichlet distribution to obtain a useful instance-specific prior on  $z$ . However, we observe that there is a scale ambiguity that needs resolving, since any of the following will yield the same  $\bar{\alpha}_x$ :

$$\alpha_x = \beta \exp(f_{w_t}(x)/T) + \gamma, \quad (8)$$

where  $T = 1$  and  $\gamma = 0$ , and  $\beta$  corresponds to some hyper-parameter. Using  $T > 1$  and  $\gamma > 0$  corresponds to flattening the prior distribution, which we found to be useful in practice - an observation consistent with prior work. Note that in the limit of  $T \rightarrow \infty$ , the instance-specific prior reduces to a uniform prior corresponding to classical label smoothing. Setting  $\gamma = 1$  (we also experimentally explore the effect of varying  $\gamma$ . See Appendix for details.), we obtain

$$\alpha_x = \beta \exp(f_{w_t}(x)/T) + 1 = \beta \sum_j [\exp(f_{w_t}(x)/T)]_j \text{softmax}(f_{w_t}(x)/T) + 1. \quad (9)$$

Plugging this into Eq. 6 yields the distillation loss of Eq. 3, with an additional sample weighting term  $\sum_j [\exp(f_{w_t}(x)/T)]_j$ !

Despite the interesting result, we empirically observe that with temperature values  $T$  found to be useful in practice, the relative weightings of samples were too close to yield a significant difference from regular distillation loss. Hence, for all of our experiments, we still adopt the distillation loss of Eq. 3. However, we believe that with teacher models trained with an objective more appropriate than MLE, the difference might be bigger. We hope to explore alternative ways of obtaining teacher models to effectively utilize the sample re-weighted distillation objective as future work.

The MAP interpretation, together with empirical experiments conducted in Section 4, suggests that multi-generational self-distillation can in fact be seen as an inefficient approach to implicitly flatten and diversify the instance-specific prior distribution. Our experiments suggest that instead, we can more effectively tune for hyper-parameters  $T$  and  $\gamma$  to achieve similar, if not better, results.

The MAP perspective reveals an intimate relationship between self-distillation and label smoothing. Label smoothing increases the uncertainty of predictive probabilities. However, as discussed in Section 4, this might not be enough to prevent overfitting, as evidenced by the stagnant test accuracy despite increasing uncertainty in Fig. 2. Indeed, the MAP perspective suggests that, ideally, each sample should have a distinct probabilistic label. Instance-specific regularization can encourage confidence diversity, in addition to predictive uncertainty.

## 6 Beta Smoothing Labels

Self-distillation requires training a separate teacher model. In this paper, we propose an efficient enhancement to label smoothing strategy where the amount of smoothing will be proportional to the uncertainty of predictions. Specifically, we make use of the exponential moving average (EMA) predictions as implemented by Tarvainen and Valpola [25] of the model at training, and obtain a ranking based on the confidence (the magnitude of the largest element of the softmax) of predictions at each mini-batch, on the fly. Then, instead of assigning uniform distributions  $[\alpha_x]_c = \frac{\beta}{k} + 1$  for all  $c \in \{1, \dots, k\}$  to all samples as priors, during each iteration, we sample and sort a set of i.i.d. random variables  $\{b_1, \dots, b_m\}$  from  $\text{Beta}(a, 1)$  where  $m$  corresponds to the mini-batch size and  $a$  corresponds to the hyper-parameter associated with the Beta distribution. Then, we assign  $[\alpha_{x_i}]_{y_i} = \beta b_i + 1$  and  $[\alpha_{x_i}]_c = \beta \frac{1-b_i}{k-1} + 1$  for all  $c \neq y_i$  as the prior to each sample  $x_i$ , based on the ranking obtained.

In practice, for consistency with distillation, Eq. 3 is used for training. Beta-smoothed labels of  $b_i$  on the ground truth class and  $\frac{1-b_i}{k-1}$  on all other classes are used in lieu of teacher predictions for each

$\mathbf{x}_i$ . Thus, the amount of label smoothing applied to a sample will be proportional to the amount of confidence the model has about that sample’s prediction. Those instances that are more challenging to classify will, therefore, have more smoothing applied to their labels. EMA predictions are used in order to stabilize the ranking obtained at each iteration of training. We empirically observe a significant performance boost with the EMA predictions. We term this method *Beta smoothing*. Lastly, to test the importance of ranking, we include in the Appendix an ablation study for which random Beta smoothing is applied to each sample.

Beta smoothing regularization implements an instance-specific prior that encourages confidence diversity, and yet does not require the expensive step of training a separate teacher model. We note that, due to the constantly changing prior used at every iteration of training, Beta smoothing does not, strictly speaking, correspond to the MAP estimation in Eq. 6. Nevertheless, it is a simple and effective way to implement the instance-specific prior strategy. As we demonstrate in the following section, it can lead to much better performance than label smoothing. Moreover, unlike teacher predictions which have unique softmax values for all classes, the difference between Beta and label smoothing only comes from the ground-truth softmax element. This enables us to conduct more systematic experiments to illustrate the additional gain from promoting confidence diversity.

## 7 Empirical Comparison of Distillation and Label Smoothing

To further demonstrate the benefits of the additional regularization on the softmax probability vector space, we design a systematic experiment to compare self-distillation against label smoothing. In addition, experiments on Beta smoothing are also conducted to further verify the importance of confidence diversity, and to promote Beta smoothing as a simple alternative that can lead to better performance than label smoothing at little extra cost. We note that, while previous works have highlighted the similarity between distillation and label smoothing from another perspective [30], we provide a detailed empirical analysis that uncovers additional benefits of instance-specific regularization.

### 7.1 Experimental Setup

We conduct experiments on CIFAR-100 [13], CUB-200 [26] and Tiny-imagenet [5] using ResNet [9] and DenseNet [11]. We follow the original optimization configurations, and train the ResNet models for 150 epochs and DenseNet models for 200 epochs. 10% of the training data is split as the validation set. All experiments are repeated 5 times with random initialization. For simplicity, label smoothing is implemented with explicit soft labels instead of the objective in Eq. 7. We fix  $\epsilon = 0.15$  in label smoothing for all our experiments. The hyper-parameter  $\alpha$  of Eq. 3 is taken to be 0.6 for self-distillation. To systematically decompose the effect of the two regularizations in self-distillation, given a pre-trained teacher and  $\alpha$ , we manually search for temperature  $T$  such that the average effective label of the ground-truth class,  $\alpha + (1 - \alpha)[\text{softmax}(f_{w_t}(\mathbf{x}_i)/T)]_{y_i}$ , is approximately equal to 0.85 to match the hyper-parameter  $\epsilon$  chosen for label smoothing. The parameter  $a$  of the Beta distribution is set such that  $\mathbb{E}[\alpha + (1 - \alpha)b_i] = \epsilon$ , to make the average probability of ground truth class the same as  $\epsilon$ -label smoothing.

Lastly, we emphasize that the goal of the experiment is to methodically decompose the gain from the two aforementioned regularizations of distillation. Due to limited computational resources, hyper-parameter tuning is not performed, and the results for all methods can be potentially enhanced. Nevertheless, we believe that the conclusions drawn hold in general.

### 7.2 Results

Test accuracies are summarized in the top row for each experiment in Fig. 3. Firstly, all regularization techniques lead to improved accuracy compared to the baseline model trained with cross-entropy loss. In agreement with previous results, self-distillation performs better than label smoothing in all of the experiments with our setup, in which the effective degree of label smoothing in distillation is, on average, the same as that of regular label smoothing. The results suggest the importance of confidence diversity in addition to predictive uncertainty. It is worth noting that we obtain encouraging results with Beta smoothing. Outperforming label smoothing in all but the CIFAR-100 ResNet experiment, it can even achieve comparable performance to that of self-distillation for the CUB-200 dataset with no separate teacher model required. The improvements of Beta smoothing over label smoothing also

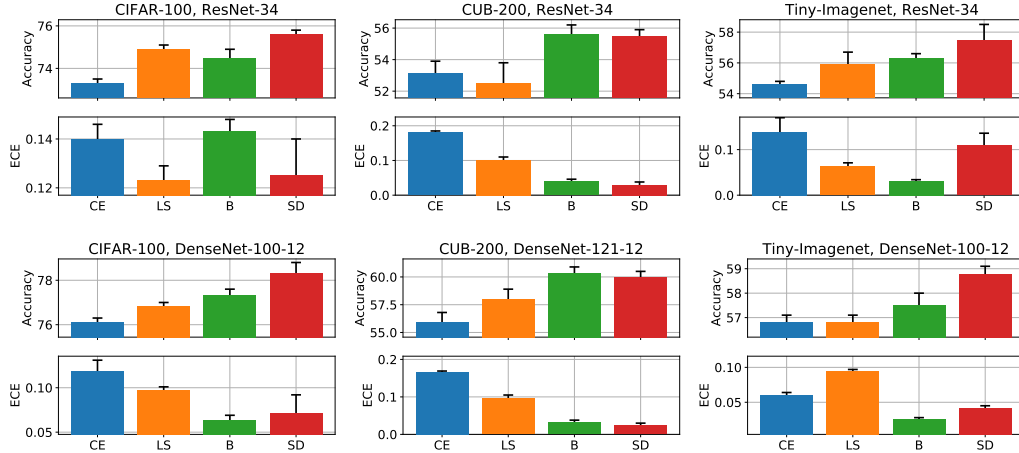


Figure 3: Experimental Results performed on CIFAR-100, CUB-200 and the Tiny-Imagenet dataset. "CE", "LS", "B" and "SD" refers to "Cross Entropy", "Label Smoothing", "Beta Smoothing" and "Self-Distillation" respectively. The top rows of each experiment show bar charts of accuracy on test set for each experiment conducted, while the bottom rows are bar charts of expected calibration error.

serve direct evidence on the importance of confidence diversity, as the only difference between the two comes from the additional spreading on the ground truth classes. We hypothesize that the gap in accuracy between Beta smoothing and self-distillation mainly comes from better instance-specific priors set by a pre-trained teacher network. The differences in the non-ground-truth classes between the two methods could also account for the small gap in accuracy performance.

Results on calibration are shown in the bottom rows of Fig. 3, where we report the expected calibration error (ECE) [8]. As anticipated, all regularization techniques lead to enhanced calibration. Nevertheless, we see that the errors obtained with self-distillation are much smaller in general compared to label smoothing. As such, instance-specific priors can also lead to more calibrated models. Beta smoothing again not only produces models with much more calibrated predictions compared to label smoothing but compares favorably to self-distillation in a majority of the cases of the experiments done.

## 8 Discussion and Future Directions

In this paper, we provide empirical evidence that diversity in teacher predictions is correlated with student performance in self-distillation. Inspired by this observation, we offer an amortized MAP interpretation of the popular teacher-student training strategy. The novel viewpoint provides us with insights on self-distillation and suggests ways to improve it. For example, encouraged by the results obtained with Beta smoothing, there are possibly better and/or more efficient ways to obtain priors for instance-specific regularization.

Recent literature shows that label smoothing leads to better calibration performance [19]. In this paper, we demonstrate that distillation can also yield more calibrated models. We believe this is a direct consequence of not performing temperature scaling on student models during training. Indeed, with temperature scaling also on the student models, the student logits are likely pushed larger during training, leading to over-confident predictions.

More generally, we have only discussed the teacher-student training strategy as MAP estimation. There have been other recently proposed techniques involving training with soft labels, which we can interpret as encouraging confidence diversity or implementing instance-specific regularization. For instance, the mixup regularization [31] technique creates label diversity by taking random convex combinations of the training data, including the labels. Recently proposed consistency-based semi-supervised learning methods such as [14, 25], on the other hand, utilize predictions on unlabeled training samples as an instance-specific prior. We believe this unifying view of regularization with soft labels can stimulate further ideas on instance-specific regularization.



## References

- [1] Anoop Korattikara Balan, Vivek Rathod, Kevin P Murphy, and Max Welling. Bayesian dark knowledge. In *Advances in Neural Information Processing Systems*, pages 3438–3446, 2015.
- [2] Björn Barz and Joachim Denzler. Do we train on test data? purging cifar of near-duplicates. *arXiv preprint arXiv:1902.00423*, 2019.
- [3] Jan Beirlant, Edward J Dudewicz, László Györfi, and Edward C Van der Meulen. Nonparametric entropy estimation: An overview. *International Journal of Mathematical and Statistical Sciences*, 6(1):17–39, 1997.
- [4] Jang Hyun Cho and Bharath Hariharan. On the efficacy of knowledge distillation. In *Proceedings of the IEEE International Conference on Computer Vision*, pages 4794–4802, 2019.
- [5] Jia Deng, Wei Dong, Richard Socher, Li-Jia Li, Kai Li, and Li Fei-Fei. Imagenet: A large-scale hierarchical image database. In *2009 IEEE conference on computer vision and pattern recognition*, pages 248–255. Ieee, 2009.
- [6] Abhimanyu Dubey, Otkrist Gupta, Ramesh Raskar, and Nikhil Naik. Maximum-entropy fine grained classification. In *Advances in Neural Information Processing Systems*, pages 637–647, 2018.
- [7] Tommaso Furlanello, Zachary Lipton, Michael Tschannen, Laurent Itti, and Anima Anandkumar. Born again neural networks. In *International Conference on Machine Learning*, pages 1607–1616, 2018.
- [8] Chuan Guo, Geoff Pleiss, Yu Sun, and Kilian Q Weinberger. On calibration of modern neural networks. In *Proceedings of the 34th International Conference on Machine Learning-Volume 70*, pages 1321–1330. JMLR. org, 2017.
- [9] Kaiming He, Xiangyu Zhang, Shaoqing Ren, and Jian Sun. Deep residual learning for image recognition. In *Proceedings of the IEEE conference on computer vision and pattern recognition*, pages 770–778, 2016.
- [10] Geoffrey Hinton, Oriol Vinyals, and Jeff Dean. Distilling the knowledge in a neural network. *arXiv preprint arXiv:1503.02531*, 2015.
- [11] Gao Huang, Zhuang Liu, Laurens Van Der Maaten, and Kilian Q Weinberger. Densely connected convolutional networks. In *Proceedings of the IEEE conference on computer vision and pattern recognition*, pages 4700–4708, 2017.
- [12] Yoon Kim and Alexander M Rush. Sequence-level knowledge distillation. In *Proceedings of the 2016 Conference on Empirical Methods in Natural Language Processing*, pages 1317–1327, 2016.
- [13] Alex Krizhevsky. Learning multiple layers of features from tiny images. 2009.
- [14] Samuli Laine and Timo Aila. Temporal ensembling for semi-supervised learning. *arXiv preprint arXiv:1610.02242*, 2016.
- [15] Zhizhong Li and Derek Hoiem. Learning without forgetting. *IEEE transactions on pattern analysis and machine intelligence*, 40(12):2935–2947, 2017.
- [16] David Lopez-Paz, Léon Bottou, Bernhard Schölkopf, and Vladimir Vapnik. Unifying distillation and privileged information. *arXiv preprint arXiv:1511.03643*, 2015.
- [17] Andrey Malinin, Bruno Mlodozienec, and Mark Gales. Ensemble distribution distillation. *arXiv preprint arXiv:1905.00076*, 2019.
- [18] Thomas Minka. Estimating a dirichlet distribution, 2000.
- [19] Rafael Müller, Simon Kornblith, and Geoffrey E Hinton. When does label smoothing help? In *Advances in Neural Information Processing Systems*, pages 4696–4705, 2019.

- [20] Nicolas Papernot, Patrick McDaniel, Xi Wu, Somesh Jha, and Ananthram Swami. Distillation as a defense to adversarial perturbations against deep neural networks. In *2016 IEEE Symposium on Security and Privacy (SP)*, pages 582–597. IEEE, 2016.
- [21] Gabriel Pereyra, George Tucker, Jan Chorowski, Łukasz Kaiser, and Geoffrey Hinton. Regularizing neural networks by penalizing confident output distributions. *arXiv preprint arXiv:1701.06548*, 2017.
- [22] Joshua C Peterson, Ruairidh M Battleday, Thomas L Griffiths, and Olga Russakovsky. Human uncertainty makes classification more robust. In *Proceedings of the IEEE International Conference on Computer Vision*, pages 9617–9626, 2019.
- [23] Mary Phuong and Christoph Lampert. Towards understanding knowledge distillation. In *International Conference on Machine Learning*, pages 5142–5151, 2019.
- [24] Christian Szegedy, Vincent Vanhoucke, Sergey Ioffe, Jon Shlens, and Zbigniew Wojna. Rethinking the inception architecture for computer vision. In *Proceedings of the IEEE conference on computer vision and pattern recognition*, pages 2818–2826, 2016.
- [25] Antti Tarvainen and Harri Valpola. Mean teachers are better role models: Weight-averaged consistency targets improve semi-supervised deep learning results. In *Advances in neural information processing systems*, pages 1195–1204, 2017.
- [26] P. Welinder, S. Branson, T. Mita, C. Wah, F. Schroff, S. Belongie, and P. Perona. Caltech-UCSD Birds 200. Technical Report CNS-TR-2010-001, California Institute of Technology, 2010.
- [27] Chenglin Yang, Lingxi Xie, Siyuan Qiao, and Alan L Yuille. Training deep neural networks in generations: A more tolerant teacher educates better students. In *Proceedings of the AAAI Conference on Artificial Intelligence*, volume 33, pages 5628–5635, 2019.
- [28] Junho Yim, Donggyu Joo, Jihoon Bae, and Junmo Kim. A gift from knowledge distillation: Fast optimization, network minimization and transfer learning. In *Proceedings of the IEEE Conference on Computer Vision and Pattern Recognition*, pages 4133–4141, 2017.
- [29] Ruichi Yu, Ang Li, Vlad I Morariu, and Larry S Davis. Visual relationship detection with internal and external linguistic knowledge distillation. In *Proceedings of the IEEE international conference on computer vision*, pages 1974–1982, 2017.
- [30] Li Yuan, Francis EH Tay, Guilin Li, Tao Wang, and Jiashi Feng. Revisit knowledge distillation: a teacher-free framework. *arXiv preprint arXiv:1909.11723*, 2019.
- [31] Hongyi Zhang, Moustapha Cisse, Yann N Dauphin, and David Lopez-Paz. mixup: Beyond empirical risk minimization. *arXiv preprint arXiv:1710.09412*, 2017.
- [32] Chunting Zhou, Graham Neubig, and Jiatao Gu. Understanding knowledge distillation in non-autoregressive machine translation. *arXiv preprint arXiv:1911.02727*, 2019.
- [33] Xiatian Zhu, Shaogang Gong, et al. Knowledge distillation by on-the-fly native ensemble. In *Advances in neural information processing systems*, pages 7517–7527, 2018.

## 9 Appendix

### 9.1 On Label Smoothing and Predictive Uncertainty Regularization

We first give a derivation on the equivalence of label smoothing regularization and Eq. 7. With some simple rearrangement of the terms,

$$\begin{aligned}\mathcal{L}_{LS} &= \sum_{i=1}^n -\log[\mathbf{z}]_{y_i} + \beta \sum_{i=1}^n \sum_{c=1}^k -\frac{1}{k} \log[\mathbf{z}]_c \\ &= -(1+\beta) \sum_{i=1}^n \left( \frac{k+\beta}{k(1+\beta)} \log[\mathbf{z}]_{y_i} + \sum_{c \neq y_i} \frac{\beta}{k(1+\beta)} \log[\mathbf{z}]_c \right).\end{aligned}$$

The above objective is clearly equivalent to the label smoothing regularization with  $1 - \epsilon = \frac{k+\beta}{k(1+\beta)}$ , up to a constant factor of  $(1+\beta)$ .

Label smoothing regularizes predictive uncertainty. The amount of regularization is controlled by the amount of smoothing applied. Evidently, the objective does not regularize confidence diversity. Indeed, assuming a NN with capacity capable of fitting the entire training data, predictions on training data will be pushed arbitrarily close to the smoothed soft label. Empirical evidence for this form of overfitting can be seen from experiments done by Müller et al. [19], in which the authors demonstrated that applying label smoothing leads to hampered distillation performance. The authors hypothesize that this is likely due to erasure of "relative information between logits" when label smoothing is applied, hinting at the overfitting of predictions to the smoothed labels.

A closely related regularization technique is to explicitly regularize on predictive uncertainty:

$$\mathcal{L}_{PU} = \sum_{i=1}^n -\log[\mathbf{z}]_{y_i} + \beta \frac{1}{n} \sum_{j=1}^n \sum_{c=1}^k [\mathbf{z}]_c \log[\mathbf{z}]_c.$$

Prior papers [6, 21] have demonstrated that directly regularizing predictive uncertainty can lead to better performance than label smoothing. However, we note that the above objective does not regularize confidence diversity either. In fact, it can be easily solved, with the method of Lagrange multiplier, that the optima for the objective above is achieved when  $[\mathbf{z}]_{y_i} = \frac{1}{\beta W(\exp(-1/\beta)(k-1)/\beta) + 1}$  where  $W$  corresponds to the Lambert W function, and  $[\mathbf{z}]_c = \frac{1-[\mathbf{z}]_{y_i}}{k-1}$  for all  $c \neq y_i$ , for all sample pairs  $(\mathbf{x}_i, y_i)$ . As such, the global optima obtained by directly regularizing predictive uncertainty is identical to that of label smoothing. In practice, differences between the two can arise due to the details of the optimization procedure (like early stopping), and/or due to model capacity.

## 9.2 Additional Experiments with Temperature Scaling on Student Models

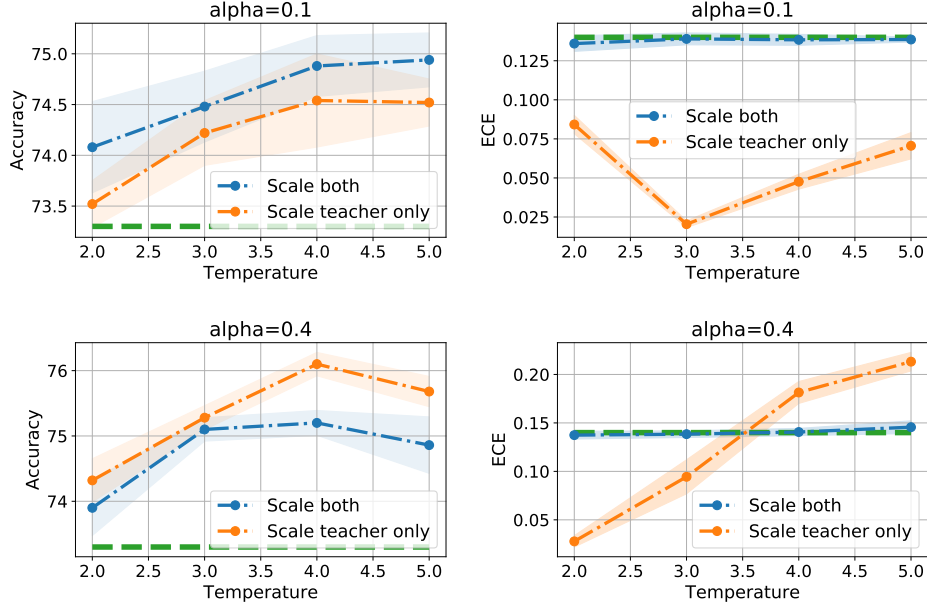


Figure 4: *Left*: Test accuracies of ResNet-34 models on the CIFAR-100 dataset when varying temperature. *Right*: ECE of ResNet-34 models on the CIFAR-100 dataset when varying temperature. "Scale both" corresponds to the originally proposed distillation objective in which both teacher and student models are temperature-scaled during training. "Scale teacher only" corresponds to only temperature scaling teacher models during distillation. The *green flat line* represents the performance achieved by the teacher model trained with cross-entropy loss.

To examine the effect of not applying temperature scaling on student models, we conduct an experiment to compare models trained with and without temperature scaling on student models for distillation loss with the ResNet-34 on the CIFAR-100 dataset, using the training objective of Eq. 3. On top of the hyper-parameter  $\alpha = 0.4$  used for experiments in Section 7, we also include results with  $\alpha = 0.1$ , a widely used value for knowledge distillation in prior work [4]. We vary the amount of temperature scaling applied to illustrate the effect of different temperatures have on student models.

Plots of test accuracy and ECE against amount of temperature scaling applied are shown in Fig. 4. Firstly, we observe that models trained with student scaling have ECE almost identical to that of the teacher models. As a direct contrast, we see that the student models trained without student scaling perform much better in terms of calibration error in general over its teacher. Note that the relatively large ECE when  $\alpha = 0.4$  and  $T > 3$  is likely due to overly unconfident teacher predictions. In addition, we highlight that, with the optimal hyper-parameters of  $\alpha$  and  $T$  used, student models trained without student scaling can also outperform significantly in terms of test accuracy. We acknowledge that there can be conflicts between the performance of ECE and accuracy, as seen from superior test accuracy but poor ECE achieved for  $\alpha = 0.4$  and  $T = 4.0$ . In practice, we can use the negative log likelihood, a metric influenced by both ECE and accuracy, to find the optimal  $\alpha$  and  $T$ . Lastly, we note that, both  $\alpha$  and  $T$  alter the amount of predictive uncertainty and confidence diversity in teacher predictions at the same time. This coupled effect could be the reason for the observed conflict between ECE and accuracy. We leave it as a future work to explore alternative ways to decouple the two measures for more efficient and effective parameter search. We believe a decoupled set of parameters can lead to models with better calibration and accuracy at the same time.

### 9.3 Additional Experiments with CIFAR-10 When Varying Trainset Size

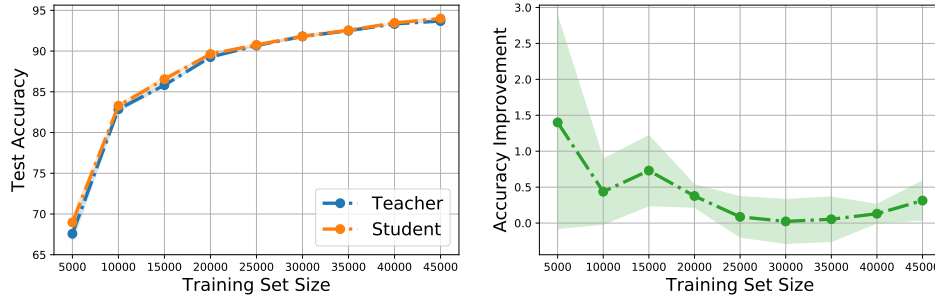


Figure 5: *Left*: Test accuracies of ResNet-34 models on the CIFAR-10 dataset for the teacher and student models when the training set size is varied. *Right*: The relative improvements in accuracy when the training set size is varied.

Recent results show relatively small gain when performing knowledge distillation on the CIFAR-10 dataset [4, 7]. Our perspective of distillation as regularization provides a plausible explanation for this observation. Like all other forms of regularization, its effect diminishes with increasing the size of training data. We experimentally verify the claim by training ResNet-34 models with a varying number of training samples. The experiment are repeated 3 times. Fig. 5 summarizes the results. As expected, increasing sample size leads to an increase in test accuracy for both of the models. Nevertheless, the relative improvement in the accuracy of the student model compared to the teacher decreases as the size of the training set increases, indicating that distillation is a form of regularization.

### 9.4 Additional Experiments with CIFAR-100 When Varying Weight Decay

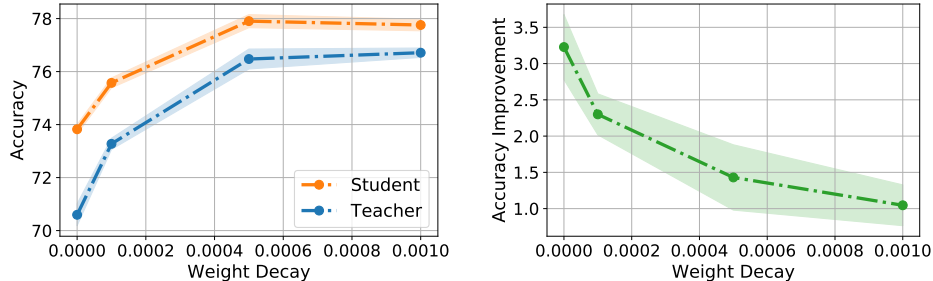


Figure 6: *Left*: Test accuracies of ResNet-34 models on the CIFAR-100 dataset for the teacher and student models when the weight decay hyper-parameter is varied. *Right*: The relative improvements in accuracy when the weight decay hyper-parameter is varied.

To further demonstrate that distillation is a regularization process, we also conduct an additional experiment on the CIFAR-100 dataset using ResNet-34, varying only the weight decay hyper-parameter. Intuitively, larger weight decay regularization makes NNs less prone to overfitting, which should, in turn, reduced the additional benefits obtainable from self-distillation, if it is indeed a form of regularization. To keep the quality of priors identical across all student models, we use the same teacher model obtained from using a weight decay of  $10^{-4}$  for all distillation. Our results are summarized in Fig. 6. It is evident that increasing the weight decay hyper-parameter leads to much smaller improvement in test accuracy. Interestingly, we see a noticeable gain in accuracy for baselines models trained with cross-entropy when adjusting the weight decay term, contradicting some of the recent findings that weight decay is ineffective for neural networks.

## 9.5 Additional Experiments on Beta Smoothing

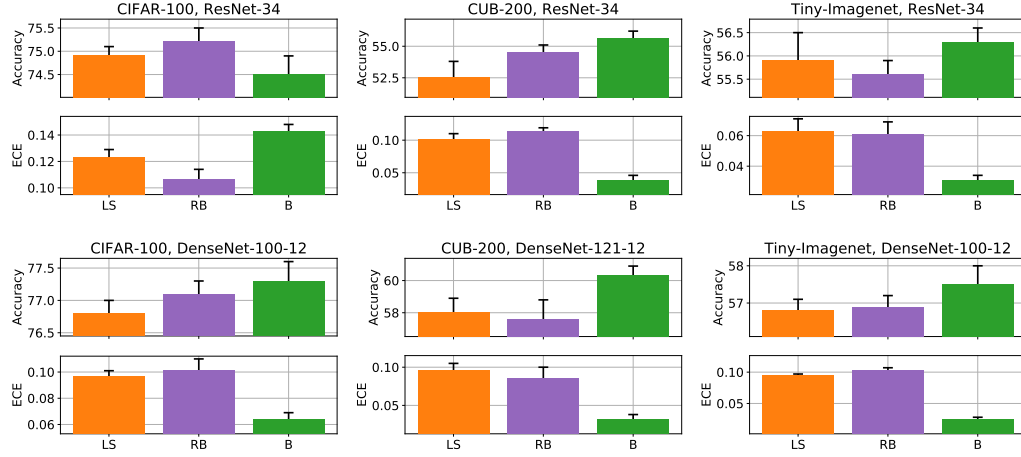


Figure 7: Ablation study on Beta smoothing. "LS", "RB" and "B" refers to "Label Smoothing", "Random Beta Smoothing" and "Beta Smoothing" respectively. The top rows of each experiment show bar charts of accuracy on the test set for each experiment conducted, while the bottom rows are bar charts of expected calibration error.

We conduct an ablation study on the proposed Beta smoothing regularization in order to demonstrate the importance of relative ranking. To do so, we run experiments with the identical setup as described in Section 7 for Beta smoothing with completely randomly assigned soft label noise from Beta distribution instead. We term this the "random Beta smoothing". Results are shown in Fig. 7. For convenience, we also include results obtained with regular label smoothing as a benchmark comparison. As seen clearly, the proposed Beta smoothing with ranking obtained from EMA predictions leads to much better results in general in terms of both accuracy and ECE, suggesting that naively encouraging confidence diversity does not lead to significant improvements, and the relative confidence among different samples is also an important aspect in order to obtain better student models. This ablation study also serves as indirect evidence for why self-distillation still outperforms Beta smoothing - with a pre-trained model, much more reliable relative confidence among training samples can be obtained.

## 9.6 Additional Experiments on the Effect of Quality of Teachers

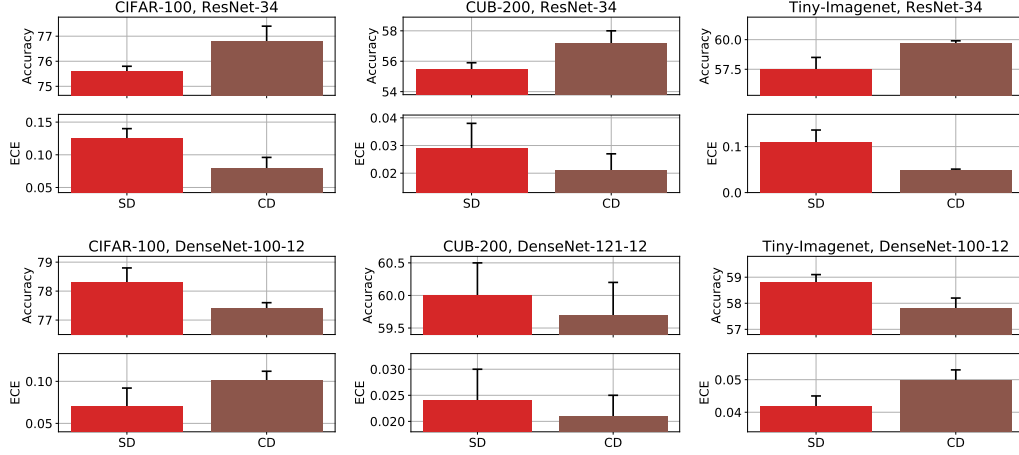


Figure 8: Additional results on cross-distillation. "SD" and "CD" refers to "self-distillation" and "cross-distillation" respectively. The top rows of each experiment show bar charts of accuracy on the test set for each experiment conducted, while the bottom rows are bar charts of expected calibration error.

We also perform an additional experiment with the identical setup as described in Section 7 on *cross distillation* of the ResNet and the DenseNet models, in which a ResNet-34 teacher is used to train the DenseNet-100 student and vice versa in an attempt to examine the effect of better/worse priors in self-distillation. Intuitively, with greater capacity, deeper networks can learn representations that might capture better the relative label uncertainty between samples, thus generating better priors, leading to better performance in the student. Hyper-parameters are fixed in this case such that the predictive uncertainty and diversity associated with the label predictions remain the same as that for self-distillation. Results are summarized in Fig. 8. As seen clearly from consistently better/worse performance of cross distillation for ResNet/DenseNet, better teachers lead to better performance. Thus, in addition to diversity among teacher predictions, the quality of the instance-specific prior used is also important for better generalization performance. Lastly, we also see an apparent benefit in terms of model calibration when a better teacher model is used.

## 9.7 Additional Experiments on Varying $\gamma$

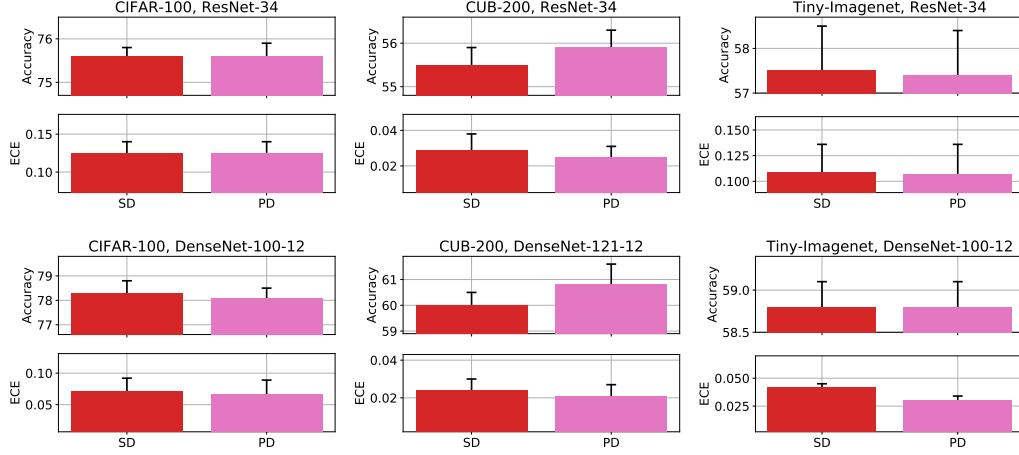


Figure 9: Additional results on pruned distillation. "SD" and "PD" refer to "self-distillation" and "pruned-distillation" respectively. The top rows of each experiment show bar charts of accuracy on the test set for each experiment conducted, while the bottom rows are bar charts of expected calibration error.

In addition, we consider a simple variation to distillation loss by varying  $\gamma$ . However, directly adjusting  $\gamma$  can be problematic in practice. To understand the effect of changing  $\gamma$ , suppose we have some  $\gamma$  such that  $[\alpha_x]_c - 1 < 0$  for some  $c \in \{1, \dots, k\}$ . Since the minimization objective with respect to this class is  $-([\alpha_x]_c - 1) \log([z]_c)$ , the closer the  $[z]_c$  to 0, the smaller the loss function. This leads to numerical issues as the overall loss function can be pushed to negative infinity by forcing  $[z]_c$  arbitrarily close to zero.

To circumvent the numerical problem during optimization, we make the observation that the above objective is essentially equivalent to setting the particular element with  $[\alpha_x]_c - 1 < 0$  to zero. As such, adjusting the threshold  $\gamma$  enables us to prune out the smallest elements of the teacher predictions. To further force the pruned elements to zero, a new softmax probability vector is computed with the remaining elements. In practice, setting the optimal  $\gamma$  can be challenging. We instead choose to prune out a fixed percentage of classes for all samples. For instance, pruning 50% of the classes for a 100-class classification amounts to using only the top 50 most confident samples to compute softmax and setting the remaining to zero. We term this method the *pruned-distillation*.

We show some preliminary results with pruned-distillation with 50% of the classes pruned during distillation in Fig. 9. While the performance overall remains the same for the CIFAR-100 and Tiny-Imagenet datasets, a slight improvement can be seen for CUB-200 in terms of both the accuracy and ECE, suggesting the method as an easy-to-implement adjustment with no harm.