

Speaker Diarization as a Fully Online Learning Problem in MiniVox

Baihan Lin¹, Xinxin Zhang²

¹ Department of Applied Mathematics, University of Washington, Seattle, USA

² Department of Electrical & Computer Engineering, University of Washington, Seattle, USA

baihan.lin@columbia.edu, zhangx43@uw.edu

Abstract

We proposed a novel AI framework to conduct real-time multi-speaker diarization and recognition without prior registration and pretraining in a fully online learning setting. Our contributions are two-fold. First, we proposed a new benchmark to evaluate the rarely studied fully online speaker diarization problem. We built upon existing datasets of real world utterances to automatically curate *MiniVox*, an experimental environment which generates infinite configurations of continuous multi-speaker speech stream. Secondly, we considered the practical problem of online learning with episodically revealed rewards and introduced a solution based on semi-supervised and self-supervised learning methods. Lastly, we provided a workable web-based recognition system which interactively handles the cold start problem of new user's addition by transferring representations of old arms to new ones with an extendable contextual bandit. We demonstrated that our proposed method obtained robust performance in the online MiniVox framework.¹

1. Introduction

Speaker recognition involves two essential steps: registration and identification [1]. In laboratory setting, the state-of-the-art approaches usually emphasize the registration step with deep networks [2] trained on large-scale speaker profile dataset [3]. However, in real life, requiring all users to complete voiceprint registration before a multi-speaker teleconference is hardly a preferable way of system deployment. Dealing with this challenge, speaker diarization is the task to partition an audio stream into homogeneous segments according to the speaker identity [4]. Recent advancements have enabled (1) contrastive audio embedding extractions such as Mel Frequency Cepstral Coefficients (MFCC) [5], i-vectors [6] and d-vectors [7]; (2) effective clustering modules such as Gaussian mixture models (GMM) [8], mean shift [9], Kmeans and spectral clustering [7] and supervised Bayesian non-parametric methods [10, 11]; and (3) reasonable resegmentation modules such as Viterbi and factor analysis subspace [12]. In this work, we proposed a new paradigm to consider the speaker diarization as a fully online learning problem of the speaker recognition task: it combines the embedding extraction, clustering and resegmentation into the same problem as an online decision making problem.

Why is this online learning problem different? The state-of-the-art speaker diarization systems usually require large datasets to train their audio extraction embeddings and clustering modules, especially the ones with deep neural networks and Bayesian nonparametric models. In many real-world applications in developing countries, however, the training set can

be limited and hard to collect. Since these modules are pre-trained, applying them to out-of-distribution environments can be problematic. For instance, an intelligent system trained with American elder speaker data might find it hard to generalize to a Japanese children diarization task because both the acoustic and contrastive features are different. To tackle this problem, we want the system to learn continually. To push this problem to the extreme, we are interested in a fully online learning setting, where not only the examples are available one by one, the agent receives no pretraining from any training set before deployment, and learns to detect speaker identity on the fly through reward feedbacks. To the best of our knowledge, this work is the first to consider diarization as a fully online learning problem. Through this work, we aim to understand the extent to which diarization can be solved as merely an online learning problem and whether traditional online learning algorithms (e.g. contextual bandits) can be beneficial to provide a practical solution.

What is a preferable online speaker diarization system?

A preferable AI engine for such a realistic speaker recognition and diarization system should (1) not require user registrations, (2) allow new user to be registered into the system real-time, (3) transfer voiceprint information from old users to new ones, (4) be up running without pretraining on large amount of data in advance. While attractive, assumption (4) introduced an additional caveat that the labeling of the user profiles happens purely on the fly, trading off models pretrained on big data with the user directly interacting with the system by correcting the agent as labels. To tackle these challenges, we formulated this problem into an interactive learning model with cold-start arms and episodically revealed rewards (users can either reveal no feedback, approving by not intervening, or correcting the agent).

Why do we need a new benchmark? Traditional dataset in the speaker diarization task are limited: CALLHOME American English [13] and NIST RT-03 English CTS [14] contained limited number of utterances recorded under controlled conditions. For online learning experiments, a learn-from-scratch agent usually needs a large length of data stream to reach a comparable result. Large scale speaker recognition dataset like Vox-Celeb [3, 15] and Speakers in the Wild (SITW) [16] contained thousands of speaker utterances recorded in various challenging multi-speaker acoustic environments, but they are usually only used to pretrain diarization embeddings. In this work, we proposed a new benchmark called *MiniVox*, which can transform any large scale speaker identification dataset into infinitely long online audio streams with various configurations.

We built upon LinUCB [17] and proposed a semi-supervised learning variant to account for the fact that the rewards are entirely missing in many episodes. For each episode without feedbacks, we applied a self-supervision process to assign a pseudo-action upon which the reward mapping is updated. Finally, we generated new arms by transferring learned arm parameters to similar profiles given user feedbacks.

¹The web-based application of a real-time system can be accessed at <https://www.baihan.nyc/viz/VoiceID/>. The code for benchmark evaluation can be accessed at <https://github.com/doerlbh/MiniVox>

2. The Fully Online Learning Problem

Algorithm 1 presents at a high-level our problem setting, where $c(t) \in \mathbb{R}^d$ is a vector describing the context at time t , $r_a(t) \in [0, 1]$ is the reward of action a at time t , and $r(t) \in [0, 1]^K$ denotes a vector of rewards for all arms at time t . $\mathbb{P}_{c,r}$ denotes a joint probability distribution over (c, r) , and $\pi : C \rightarrow A$ denotes a policy. Unlike traditional setting, in step 5 we have the rewards revealed in an episodic fashion (i.e. sometimes there are feedbacks of rewards being 0 or 1, sometimes there are no feedbacks of any kind). We consider our setting an online semi-supervised learning problem [18, 19], where the agent learns from both labeled and unlabeled data in online setting [20].

Algorithm 1 Online Learning with Episodic Rewards

```

1: for  $t = 1, 2, 3, \dots, T$  do
2:    $(c(t), r(t))$  is drawn according to  $\mathbb{P}_{c,r}$ 
3:    $c(t)$  is revealed to the player
4:   Player chooses an action  $i = \pi_t(c(t))$ 
5:   Feedbacks  $r_a(t)$  for all arms are episodically revealed
6:   Player updates its policy  $\pi_t$ 
7: end for

```

3. Proposed Online Learning Solution

3.1. Contextual Bandits with Extendable Arms

In an ideal online learning scenario without oracle, we start with a single arm, and when new labels arrive new arms are then generated accordingly. This problem is loosely modelled by the bandits with infinitely many arms [21]. For our specific application of speaker registration process, we applied the arm expansion process outlined in Figure 1: starting from a single arm (for the “new” action), if a feedback confirms a new addition, a new arm is initialized and appended to the arm list.

3.2. Episodically Rewarded LinUCB

We proposed Background Episodically Rewarded LinUCB (BerlinUCB [22]), a semi-supervised and self-supervised online contextual bandit which updates the context representations and reward mapping separately given the state of the feedbacks being present or missing (Algorithm 2). We assume that (1) when there are feedbacks available, the feedbacks are genuine, assigned by the oracle, and (2) when the feedbacks are missing (not revealed by the background), it is either due to the fact that the action is preferred (no intervention required by the oracle, i.e. with an implied default rewards), or that the oracle didn’t have a chance to respond or intervene (i.e. with unknown rewards). Especially in the Step 15, when there is no feedbacks, we assign the context \mathbf{x}_t to a class a' (an action arm) with the self-supervision given the previous labelled context history. Since we don’t have the actual label for this context, we only update the reward mapping parameter $\mathbf{b}_{a'}$ and leave the covariance matrix $\mathbf{A}_{a'}$ untouched. This additional usage of unlabelled data (or unrevealed feedback) is especially important in our model.

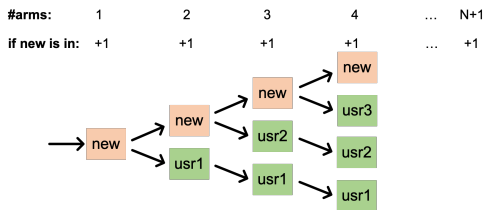


Figure 1: Arm expansion process of the bandit agents.

Algorithm 2 BerlinUCB

```

1: Initialize  $c_t \in \mathbb{R}_+, \mathbf{A}_a \leftarrow \mathbf{I}_d, \mathbf{b}_a \leftarrow \mathbf{0}_{d \times 1} \forall a \in \mathcal{A}_t$ 
2: for  $t = 1, 2, 3, \dots, T$  do
3:   Observe features  $\mathbf{x}_t \in \mathbb{R}^d$ 
4:   for all  $a \in \mathcal{A}_t$  do
5:      $\hat{\theta}_a \leftarrow \mathbf{A}_a^{-1} \mathbf{b}_a$ 
6:      $p_{t,a} \leftarrow \hat{\theta}_a^\top \mathbf{x}_t + c_t \sqrt{\mathbf{x}_t^\top \mathbf{A}_a^{-1} \mathbf{x}_t}$ 
7:   end for
8:   Choose arm  $a_t = \arg \max_{a \in \mathcal{A}_t} p_{t,a}$ 
9:   if the background revealed the feedbacks then
10:    Observe feedback  $r_{a_t,t}$ 
11:     $\mathbf{A}_{a_t} \leftarrow \mathbf{A}_{a_t} + \mathbf{x}_t \mathbf{x}_t^\top$ 
12:     $\mathbf{b}_{a_t} \leftarrow \mathbf{b}_{a_t} + r_{a_t,t} \mathbf{x}_t$ 
13:  elif the background revealed NO feedbacks then
14:    if use self-supervision feedback
15:       $r' = [a_t == \text{predict}(\mathbf{x}_t)]$  % clustering modules
16:       $\mathbf{b}_{a_t} \leftarrow \mathbf{b}_{a_t} + r' \mathbf{x}_t$ 
17:    elif % ignore self-supervision signals
18:       $\mathbf{A}_{a_t} \leftarrow \mathbf{A}_{a_t} + \mathbf{x}_t \mathbf{x}_t^\top$ 
19:    end if
20:  end if
21: end for

```

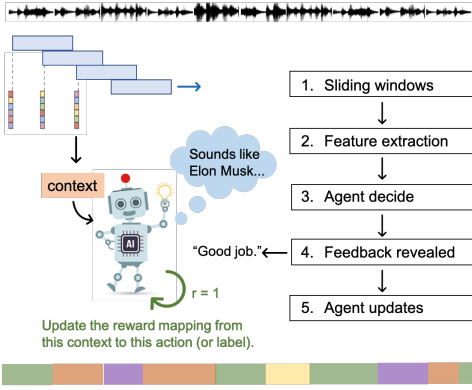
3.3. The Self-Supervision and Semi-Supervision Modules

We construct our self-supervision modules given the cluster assumption of the semi-supervision problem: the points within the same cluster are more likely to share a label. As shown in many work in modern speaker diarization, clustering algorithms like GMM [8], mean shift [9] and spectral clustering [7] are especially powerful unsupervised modules, especially in their offline versions. Their online variants, however, often performs poorly [11]. As in this work, we focus on the completely online setting, we chose three popular clustering algorithms as the self-supervision modules: GMM, Kmeans and K-nearest neighbors.

3.4. The Complete Engine for Online Speaker Diarization

To adapt our BerlinUCB algorithm to the specific application of speaker recognition, we first define our actions. There are three major classes of actions: an arm “New” to denote that a new speaker is detected, an arm “No Speaker” to denote that no one is speaking, and N different arms “User n” to denote that user n is speaking. Table 1 presents the reward assignment given four types of feedbacks. Note that we assume that when the agent correctly identifies the speaker (or no speaker), the user (as the feedback dispenser) should send no feedbacks to the system by doing nothing. In another word, in an ideal scenario when the agent does a perfect job by correctly identifying the speaker all the time, we are not necessary to be around to correct it anymore (i.e. truly feedback free). As we pointed out earlier, this could be a challenge earlier on, because other than implicitly approving the agent’s choice, receiving no feedbacks could also mean the feedbacks are not revealed properly (e.g. the human oracle took a break). Furthermore, we note that when “No Speaker” and “User n” arms are correctly identified, there is no feedback from us the human oracle (meaning that these arms would never have learned from a single positive reward if we don’t use the “None” feedback iterations at all!). The semi-supervision by self-supervision step is exactly tailored for a scenario like this, where the lack of revealed positive reward for “No Speaker” and “User n” arms is compensated by the additional training of the reward mapping \mathbf{b}_{a_t} if context \mathbf{x}_t is assigned to the right arm.

Flowchart of the Online Learning problem



MiniVox: the Online Learning Speaker Recognition Benchmark

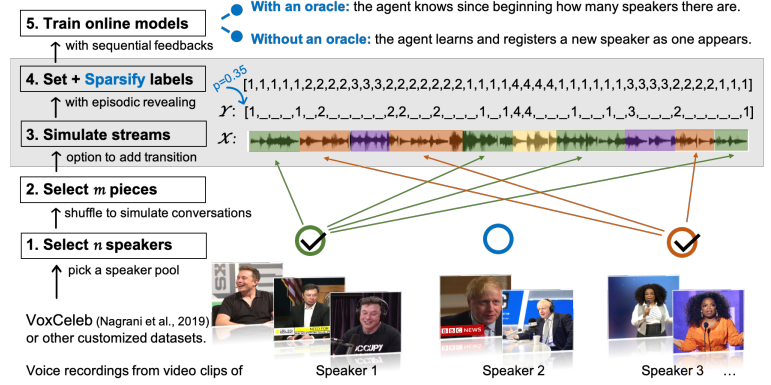


Figure 2: (A) The *flowchart* of the Online Learning problem and (B) the *MiniVox Benchmark*.

Feedback types	(+,+)	(+,-)	(-,+)	None
New	$r = 1$	$r = 0$		
No Speaker	-	$r = 0$	$r = 0$	Alg. 2 Step 13
User n	-	$r = 0$	$r = 0$	

Table 1: *Routes given either no feedbacks, or a feedback telling the agent that the correct label is a*. (+,+) means that the agent guessed it right by choosing the right arm; (+,-) means that the agent chose this arm incorrectly, since the correct one is another arm; (-,+) means that the agent didn't choose this arm, while it turned out to be the correct one. "-" means NA.*

To tackle the cold start problem, the agent grows its arms in the following fashion: the agent starts with two arms, “No Speaker” and “New”; if it is actually a new speaker speaking, we have the following three conditions: (1) if “New” is chosen, the user approves this arm by giving it a positive reward (i.e. clicking on it) and the agent initializes a new arm called “User N ” and update $N = N + 1$ (where N is the number of registered speakers at the moment); (2) if “No Speaker” is chosen, the user disapproves this arm by giving it a zero reward and clicking on the “New” instead, while the agent initializes a new arm; (3) if one of the user arms is chosen (e.g. “User 5” is chosen while in fact a new person is speaking), the agent copies the wrong user arm’s parameters to initialize the new arm, since the voiceprint of the mistaken one might be beneficial to initialize the new user profile. In this way, we can transfer what has been learned for a similar context representations to the new arm.

4. Benchmark Description: *MiniVox*

MiniVox is an automatic framework to transform any speaker-labelled dataset into continuous speech datastream with episodically revealed label feedbacks. Since our online learning problem setting assumes learning the voiceprints without any previous training data at all, *MiniVox*’s flexibility in length and configuration is especially important. As outlined in Figure 2, *MiniVox* has a straightforward data stream generation pipeline: given a pool of single-speaker-annotated utterances, randomly concatenate multiple pieces with a chosen number of speakers and a desired length. The reward stream is then sparsified with a parameter p as the percentage of time a feedback is revealed.

There are two scenarios that we can evaluate in MiniVox: if we assume there is an oracle, the online learning model is given the fixed number of the speakers in the stream; if we assume there is no oracle, the online learning model will start from zero speaker and then gradually discover and register new speakers for future identification and diarization.

5. Empirical Evaluation

5.1. Experimental Setup and Metrics

We applied MiniVox on VoxCeleb [3] to generate three data streams with 5, 10 and 20 speakers to simulate real-world conversations. We extracted two types of features (more details in section 5.2) and evaluated it in two scenarios (with or without oracle). The reward streams are sparsified given a revealing probability of 0.5, 0.1, 0.01 and 0.001. In summary, we evaluated our models in a combinatorial total of 3 speaker numbers \times 4 reward revealing probabilities \times 2 feature types \times 2 test scenarios = 48 online learning environments. The online learning timescale range from ~ 12000 to ~ 60000 timeframes. For notation of a specific MiniVox, in this paper we would denote “MiniVox C5-MFCC-60k” as a MiniVox environment with 5 speakers ranging 60k time frames using MFCC as features.

To evaluate the performance, we reported Diarization Error Rates (DER) in the above MiniVox environments. In addition, as a common metric in online learning literature, we also recorded the cumulative reward: at each frame, if the agent correctly predicts a given speaker, the reward is counted as +1 (regardless of whether the agent observes the reward or not).

We compared 9 agents: LinUCB is the contextual bandit with extendable arms proposed in section 3.1. BerlinUCB is the standard contextual bandit model designed for sparse feedbacks without the self-supervision modules. We have four baseline models: Kmeans, KNN (with $K=5$), GMM and a random agent². To test the effect of self-supervision, we introduced three clustering modules in BerlinUCB (alg 2, Step 15) which we denoted: B-Kmeans, B-KNN, and B-GMM.

5.2. Feature Embeddings: MFCC and CNN

We utilized two feature embeddings for our evaluation: MFCC [5] and a Convolutional Neural Network (CNN) embedding. We utilized the same CNN architecture as the VGG-M [23] used in VolCeleb evaluation [3]. It takes the spectrogram of an utterance as the input, and generate a feature vector of 1024 in layer fc8 (for more details of this CNN, please refer to table 4 in [3]).

Why don’t we use more complicated embeddings? Although more complicated embedding extraction modules such as i-vectors [6] or d-vectors [7] can improve diarization, they require extensive pretraining on big datasets, which is contradictory to our problem setting and beyond our research scope.

²In the oracle-free case, the random agent randomly selects from the “new” arm and the registered user arms, suggesting a possibility of going to infinitely (and incorrectly) many arms of registered users.

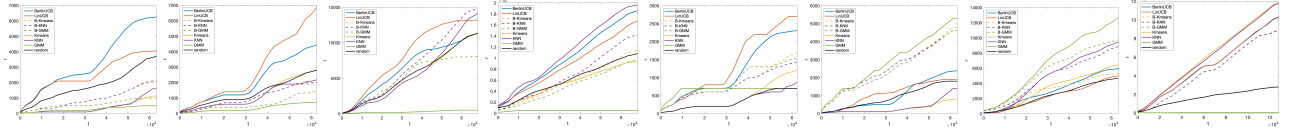


Figure 3: **Example reward curve.** Positive: (a) C10-MFCC, $p=0.01$; (b) C20-MFCC, $p=0.01$; (c) C5-MFCC, $p=0.01$; (d) C5-MFCC, $p=0.5$; (e) C20-MFCC, $p=0.01$, oracle. Negative: (f) C10-MFCC, $p=0.01$, oracle; (g) C10-MFCC, $p=0.1$, oracle; (h) C5-CNN, $p=0.5$.

Table 2: *Diarization Error Rate (%) in MiniVox without Oracle*

	MiniVox C5-MFCC-60k			MiniVox C5-CNN-12k		
	$p = 0.5$	$p = 0.1$	$p = 0.01$	$p = 0.5$	$p = 0.1$	$p = 0.01$
BerlinUCB	71.81	80.03	82.38	17.42	32.03	65.16
LinUCB	74.74	78.71	79.30	17.81	32.73	58.98
B-Kmeans	82.82	79.15	77.39	28.83	63.67	82.58
B-KNN	78.71	80.62	77.39	28.36	82.58	82.58
B-GMM	85.32	83.41	87.67	99.61	99.61	99.69
Kmeans	86.20	85.76	82.67	5.47	8.91	40.23
KNN	70.34	72.98	78.12	6.09	13.75	53.75
GMM	99.27	99.27	99.27	99.61	99.61	99.69
random	83.41	81.50	82.97	77.89	78.98	77.66

	MiniVox C10-MFCC-60k			MiniVox C10-CNN-12k		
	$p = 0.5$	$p = 0.1$	$p = 0.01$	$p = 0.5$	$p = 0.1$	$p = 0.01$
BerlinUCB	82.46	85.31	89.26	42.77	57.41	74.02
LinUCB	84.36	86.73	93.36	49.55	68.57	81.16
B-Kmeans	91.15	92.58	96.68	60.89	70.89	99.55
B-KNN	89.73	90.05	96.68	60.89	82.05	99.55
B-GMM	90.21	94.63	98.42	99.20	93.57	99.64
Kmeans	92.26	94.15	98.10	10.36	18.75	47.86
KNN	79.78	84.52	97.47	9.29	31.25	70.27
GMM	98.42	98.42	99.21	99.20	99.20	99.37
random	90.21	88.78	92.89	79.29	81.34	83.75

	MiniVox C20-MFCC-60k			MiniVox C20-CNN-12k		
	$p = 0.5$	$p = 0.1$	$p = 0.01$	$p = 0.5$	$p = 0.1$	$p = 0.01$
BerlinUCB	88.62	87.02	92.79	41.72	59.06	83.28
LinUCB	91.35	88.94	88.46	51.56	83.52	74.84
B-Kmeans	95.19	95.99	96.96	72.03	75.31	99.53
B-KNN	93.43	95.99	96.79	72.03	74.06	99.53
B-GMM	92.79	96.31	97.76	87.73	81.09	83.28
Kmeans	90.54	93.43	95.51	6.02	12.81	54.77
KNN	86.38	89.26	95.99	8.67	32.66	75.08
GMM	96.96	97.44	98.88	98.98	98.98	99.37
random	93.59	94.07	95.35	87.03	87.73	89.69

Why do we still include this CNN? The CNN model was trained for speaker verification task in VoxCeleb and we are curious about the relationship between a learned representation and our online learning agents. Despite this note, we are most interested in the performance given MFCC features, because we aim to push the system to the limit of not having pretraining of any type before deployment – a fully online learning system.

5.3. Results

Given MFCC features without pretraining, our online learning agent demonstrated a relatively robust performance. As shown in Figure 3(a,b,c,d), in many conditions, the proposed contextual bandits significantly outperformed baseline models when the reward revealing probability is very low ($p=0.01$ or 0.1).

Learning without Oracle. Table 2 reports the DER in MiniVox without Oracle. In MFCC environments, we observed that in high-difficulty scenarios (such as C20), the proposed BerlinUCB variants outperformed all the baselines even when the reward revealing probability was as low as 0.01. In low-difficulty scenarios, traditional clustering methods like KNN performed the best, while this benefit was inherited by B-KNN and B-Kmeans when feedbacks were sparse ($p=0.01$). In the CNN environments, we discovered that Kmeans performed the best among all agents. This is expected because the CNN model was trained with the constrastive loss for a high verification accuracy [3]. While the clustering modules merely classify the CNN feature by their proximity, our online learning model need to learn about their reward mapping from scratch, while maintaining a good balance between exploitation and exploration.

Learning with Oracle. Given the number of speakers, tra-

Table 3: *Diarization Error Rate (%) in MiniVox with Oracle*

	MiniVox C5-MFCC-60k			MiniVox C5-CNN-12k		
	$p = 0.5$	$p = 0.1$	$p = 0.01$	$p = 0.5$	$p = 0.1$	$p = 0.01$
BerlinUCB	74.89	77.24	86.93	17.27	22.19	66.02
LinUCB	72.83	78.12	76.80	17.73	32.73	58.98
B-Kmeans	75.33	78.27	83.11	20.55	40.70	58.98
B-KNN	77.39	77.97	83.99	20.47	41.33	58.98
B-GMM	74.16	76.21	77.24	52.58	81.02	58.98
Kmeans	78.41	82.82	83.11	4.06	7.42	39.53
KNN	70.63	73.27	80.47	6.64	13.75	53.52
GMM	70.34	72.54	74.74	54.38	81.02	58.98
random	79.59	80.76	85.9	79.92	80.39	85.55

	MiniVox C10-MFCC-60k			MiniVox C10-CNN-12k		
	$p = 0.5$	$p = 0.1$	$p = 0.01$	$p = 0.5$	$p = 0.1$	$p = 0.01$
BerlinUCB	88.31	90.21	95.89	45.18	65.27	79.38
LinUCB	84.99	91.63	97.00	50.00	72.14	65.18
B-Kmeans	87.84	91.47	91.94	50.27	72.50	72.32
B-KNN	86.73	85.78	92.58	49.64	72.14	77.77
B-GMM	88.94	84.52	92.58	76.52	71.88	69.46
Kmeans	89.42	89.57	98.74	11.16	20.27	49.49
KNN	80.25	84.68	97.79	9.55	31.25	70.45
GMM	90.36	79.62	91.63	76.52	78.30	77.77
random	87.99	92.26	97.16	90.00	90.89	92.32

	MiniVox C20-MFCC-60k			MiniVox C20-CNN-12k		
	$p = 0.5$	$p = 0.1$	$p = 0.01$	$p = 0.5$	$p = 0.1$	$p = 0.01$
BerlinUCB	92.31	94.55	96.31	58.75	68.98	88.83
LinUCB	89.10	93.43	95.67	53.44	70.47	83.44
B-Kmeans	92.95	95.67	96.96	55.16	70.86	94.06
B-KNN	91.83	92.47	97.44	54.30	89.84	96.72
B-GMM	95.19	91.99	97.44	86.48	77.97	96.64
Kmeans	91.67	94.23	98.08	7.66	13.75	55.63
KNN	86.86	89.26	98.08	9.690	32.73	75.08
GMM	98.08	94.87	98.88	93.52	95.08	97.11
random	94.71	94.71	98.88	95.55	95.86	97.03

ditional clustering agents performed better (Table 3). However, the behaviors vary: we observed that GMM performed the poorest in the oracle-free environments, but performed the best in the environments with oracle; we also noted that despite the best model in many oracle-free environments, Kmeans performed poorly in the MFCC environments with oracle. Another winning algorithm, KNN, requires the model to store all historical data points and search through the entire memory, which can be computationally inhibitory in real-world applications. Our online learning models, on the other hand, maintains a relatively robust performance by keeping among the top 3 algorithms in most environments with and without oracle.

Is self-supervision useful? To our surprise, our benchmark results suggested that the proposed self-supervision modules didn't improve upon both the baseline models and our proposed contextual bandit models. Only in specific conditions (e.g. MiniVox C5-MFCC-60k $p=0.01$), the self-supervised contextual bandits outperformed both the standard BerlinUCB and all the baseline. Further investigation into the reward curve revealed more complicated interactions between the self-supervision modules with the online learning modules (the contextual bandit): as shown in Figure 3(f,g,h), B-GMM and B-KNN maintained build upon the effective reward mapping from their BerlinUCB backbone, and benefited from the unlabelled data points to yield a fairly good performance over baselines.

App and Future work. We provided a workable web-based system to engage the community into this intriguing online speaker diarization learning task (linked before). Ongoing work includes extending this online learning framework in extraction and clustering module [11] with adaptive routing [24].

6. References

- [1] S. S. Tirumala, S. R. Shahamiri, A. S. Garhwal, and R. Wang, "Speaker identification features extraction methods: A systematic review," *Expert Systems with Applications*, vol. 90, pp. 250–271, 2017.
- [2] D. Snyder, D. Garcia-Romero, G. Sell, D. Povey, and S. Khudanpur, "X-vectors: Robust dnn embeddings for speaker recognition," in *2018 IEEE International Conference on Acoustics, Speech and Signal Processing (ICASSP)*. IEEE, 2018, pp. 5329–5333.
- [3] A. Nagrani, J. S. Chung, and A. Zisserman, "Voxceleb: a large-scale speaker identification dataset," in *INTERSPEECH*, 2017.
- [4] X. Anguera, S. Bozonnet, N. Evans, C. Fredouille, G. Friedland, and O. Vinyals, "Speaker diarization: A review of recent research," *IEEE Transactions on Audio, Speech, and Language Processing*, vol. 20, no. 2, pp. 356–370, 2012.
- [5] M. R. Hasan, M. Jamil, M. Rahman *et al.*, "Speaker identification using mel frequency cepstral coefficients," *variations*, vol. 1, no. 4, 2004.
- [6] S. H. Shum, N. Dehak, R. Dehak, and J. R. Glass, "Unsupervised methods for speaker diarization: An integrated and iterative approach," *IEEE Transactions on Audio, Speech, and Language Processing*, vol. 21, no. 10, pp. 2015–2028, 2013.
- [7] Q. Wang, C. Downey, L. Wan, P. A. Mansfield, and I. L. Moreno, "Speaker diarization with lstm," in *2018 IEEE International Conference on Acoustics, Speech and Signal Processing (ICASSP)*. IEEE, 2018, pp. 5239–5243.
- [8] Z. Zajíc, M. Hruš, and L. Müller, "Speaker diarization using convolutional neural network for statistics accumulation refinement," in *INTERSPEECH*, 2017, pp. 3562–3566.
- [9] M. Senoussaoui, P. Kenny, T. Stafylakis, and P. Dumouchel, "A study of the cosine distance-based mean shift for telephone speech diarization," *IEEE/ACM Transactions on Audio, Speech, and Language Processing*, vol. 22, no. 1, pp. 217–227, 2013.
- [10] E. B. Fox, E. B. Sudderth, M. I. Jordan, and A. S. Willsky, "A sticky hdp-hmm with application to speaker diarization," *The Annals of Applied Statistics*, pp. 1020–1056, 2011.
- [11] A. Zhang, Q. Wang, Z. Zhu, J. Paisley, and C. Wang, "Fully supervised speaker diarization," in *ICASSP 2019-2019 IEEE International Conference on Acoustics, Speech and Signal Processing (ICASSP)*. IEEE, 2019, pp. 6301–6305.
- [12] G. Sell and D. Garcia-Romero, "Diarization resegmentation in the factor analysis subspace," in *2015 IEEE International Conference on Acoustics, Speech and Signal Processing (ICASSP)*. IEEE, 2015, pp. 4794–4798.
- [13] A. Canavan, D. Graff, and G. Zipperlen, "Callhome american english speech ldc97s42. web download," *Philadelphia, PA, USA: Linguistic Data Consortium, University of Pennsylvania*, 1997.
- [14] A. Martin and M. Przybocki, "The nist 1999 speaker recognition evaluation—an overview," *Digital signal processing*, vol. 10, no. 1-3, pp. 1–18, 2000.
- [15] A. Nagrani, J. S. Chung, W. Xie, and A. Zisserman, "Voxceleb: Large-scale speaker verification in the wild," *Computer Science and Language*, 2019.
- [16] M. McLaren, L. Ferrer, D. Castan, and A. Lawson, "The speakers in the wild (sitw) speaker recognition database," in *Interspeech*, 2016, pp. 818–822.
- [17] L. Li, W. Chu, J. Langford, and R. E. Schapire, "A contextual-bandit approach to personalized news article recommendation," in *Proceedings of the 19th international conference on World wide web*, 2010, pp. 661–670.
- [18] B. Yver, "Online semi-supervised learning: Application to dynamic learning from radar data," in *2009 International Radar Conference "Surveillance for a Safer World" (RADAR 2009)*, Oct 2009, pp. 1–6.
- [19] I. Ororbia, G. Alexander, C. L. Giles, and D. Reitter, "Online semi-supervised learning with deep hybrid boltzmann machines and denoising autoencoders," *arXiv preprint arXiv:1511.06964*, 2015.
- [20] M. Yurochkin, S. Upadhyay, D. Bouneffouf, M. Agarwal, and Y. Khazaeni, "Online semi-supervised learning with bandit feedback," 2019.
- [21] D. A. Berry, R. W. Chen, A. Zame, D. C. Heath, and L. A. Shepp, "Bandit problems with infinitely many arms," *The Annals of Statistics*, pp. 2103–2116, 1997.
- [22] B. Lin, "Online semi-supervised learning in contextual bandits with episodic reward," *arXiv preprint arXiv:*, 2020.
- [23] K. Chatfield, K. Simonyan, A. Vedaldi, and A. Zisserman, "Return of the devil in the details: Delving deep into convolutional nets," in *British Machine Vision Conference*, 2014.
- [24] B. Lin, D. Bouneffouf, G. A. Cecchi, and I. Rish, "Contextual bandit with adaptive feature extraction," in *2018 IEEE International Conference on Data Mining Workshops (ICDMW)*. IEEE, 2018, pp. 937–944.