

## Start-up and cessation of steady shear and extensional flows: Exact analytical solutions for the affine linear Phan-Thien-Tanner fluid model

D. Shogin<sup>1, a)</sup>

*Department of Energy Resources, University of Stavanger, 4036 Ullandhaug, Norway*

(Dated: 9 June 2020)

Exact analytical solutions for start-up and cessation flows are obtained for the affine linear Phan-Thien-Tanner fluid model. This includes the results for start-up and cessation of steady shear flow, of steady uni- and biaxial extensional flows, and of steady planar extensional flow. The solutions obtained show that at start-up of steady shear flow, the stresses go through quasi-periodic exponentially damped oscillations while approaching their steady-flow values (so that stress overshoots are present); at start-up of steady extensional flows, the stresses grow monotonically, while at cessation of steady shear and extensional flows, the stresses decay to zero quickly and non-exponentially. The steady-flow rheology of the fluid is also reviewed, the exact analytical solutions obtained in this work for steady shear and extensional flows being simpler and more detailed than the alternative formulae found in the literature. The properties of steady and transient solutions, including their asymptotic behavior at low and high Weissenberg numbers, are investigated in details. Generalization to the multimode version of the Phan-Thien-Tanner model is also discussed. Thus, this work provides a complete analytical description of the rheology of the affine linear Phan-Thien-Tanner fluid in start-up, cessation, and steady regimes of shear and extensional flows.

---

<sup>a)</sup>Also at The National IOR Centre of Norway, University of Stavanger, 4036 Ullandhaug, Norway; Electronic mail: [dmitry.shogin@uis.no](mailto:dmitry.shogin@uis.no)

## I. INTRODUCTION

Transient flow experiments are of vital importance to rheology: they help to investigate the complex nonlinear nature of non-Newtonian fluids (in particular, of polymeric liquids), which is fully manifested in such flows.<sup>1</sup> The basic rheological experiments involving transient flows are the so-called step-rate (start-up and cessation) tests.<sup>2</sup> In start-up tests, the fluid originally at rest is set to motion by a suddenly applied constant shear or elongation rate, and the stress growth is monitored until steady flow regime is established. In cessation experiments, the fluid undergoes steady shear or extensional flow until the shear or elongation rate is removed instantaneously; the stress decay is observed while the fluid approaches equilibrium.

Possessing an exact analytical solution describing the rheological response of the fluid in such experiments is advantageous in many aspects. In particular, it facilitates fitting the fluid model to experimental data, allows to test the model for relevance and to investigate its features, reduces calculation time, and can serve as a benchmark for numerical solvers. At the same time, very few analytical solutions are known for realistic non-Newtonian fluid models, mainly because of the overall complexity of the underlying equations.<sup>3</sup>

The analytical solutions for transient flows of non-Newtonian fluids obtained during the last few years, including those for large-amplitude oscillatory flow<sup>4–11</sup> and start-up of steady shear flow<sup>12</sup>, are obtained either for the Oldroyd 8-constant (O8) non-Newtonian fluid model<sup>13,14</sup> or for its special cases. Despite its usefulness and generality, the O8 model is quite simplistic: it is constructed based on mathematical considerations only, and (albeit nonlinear in the rate-of-strain tensor components) is linear in the stress tensor components. In contrast, accurate modeling of flows of polymer solutions and melts requires use of physics-based fluid models originating from kinetic or network theories.<sup>3</sup> Such models are typically formulated through differential constitutive equations that are nonlinear in the stress tensor components.<sup>15</sup> Important examples of such models are the finitely elongated nonlinear elastic dumbbell model (FENE-P) and its modifications,<sup>16–19</sup> the Phan-Thien-Tanner (PTT) model and its variants,<sup>20–22</sup> the Giesekus model,<sup>23,24</sup> and the more recent eXtended Pom-Pom (XPP) model.<sup>25</sup>

As might be expected, the literature is quite scarce when it comes to analytical and even semi-analytical results for physical non-Newtonian fluid models. Furthermore, such results are almost exclusively obtained for steady shear flows.<sup>26–32</sup> Even for steady extensional flows, the analytical descriptions found in the literature are often incomplete (only asymptotic expressions are

provided)<sup>16,26,33,34</sup> or not "fully" analytical (the solution involves one or several parameters defined implicitly).<sup>19,22,35</sup> Finally, we are aware of only two theoretical works on start-up flows involving constitutive equations that are nonlinear in stresses: the exact analytical solutions for the Giesekus model proposed by its author<sup>23</sup> and the qualitative investigation of the PTT model by Missaghi and Petrie,<sup>36</sup> both works being more than 35 years old.

In this work, we obtain exact analytical expressions for the material functions of the PTT model related to start-up and cessation of shear and extensional–uniaxial, biaxial, and planar–flows. Our consideration shall be restricted to the so-called "simplified", or "affine", version of the linear PTT model (SLPTT).<sup>20</sup> In order to obtain the main result, we review the steady-flow material functions of the model and derive exact analytical expressions also for them, our formulations being simpler than those found in the literature. Thus, this work provides a complete rheological description of the SLPTT fluid properties in steady, start-up, and cessation regimes of shear and extensional flows. Furthermore, the steady-flow expressions obtained here are also valid for the FENE-P dumbbell model: in such flows, SLPTT and FENE-P models are completely equivalent; despite being quite obvious, this fact is rarely mentioned in the literature.<sup>37–39</sup>

This paper is organized as follows: In Sec. II, we define the flows of interest and the material functions relevant for these flows. Then, we formulate the equations governing the dynamics of the stress tensor components in Sec. III. In Sec. IV, these equations are reformulated in terms of dimensionless variables. The analytical expressions for the material functions for steady and step-rate flows are derived and discussed in Secs. V and VI, respectively. In Sec. VII, we briefly discuss how our results can be generalized to the multimode SLPTT model. Conclusions are presented in Sec. VIII. In addition, some technical details are given in Appendices A-C and the reader shall be referred to them when appropriate.

Throughout this paper, second-rank tensors are written with boldface Greek, vectors with boldface Latin, while scalar quantities with lightface font. The sign convention of Bird *et al.*<sup>1</sup> for the stress tensor is adopted.

Finally, it should be noted that every analytical result, exact or asymptotic, obtained in this work has been tested numerically using Wolfram Mathematica and no mismatch between analytical and numerical results were revealed in these tests.

## II. MATERIAL FUNCTIONS DESCRIBING START-UP, CESSATION, AND STEADY SHEAR AND EXTENSIONAL FLOWS

The important rheometric flows to be considered in this work are shear flow and three special cases—uniaxial, biaxial (sometimes called equibiaxial<sup>40</sup>), and planar—of general extensional flow; for a detailed review of shear and extensional flows, we refer the reader to the book by Bird *et al.*<sup>1</sup> The general forms of the velocity field ( $\mathbf{v}$ ), the rate-of-strain tensor [ $\dot{\boldsymbol{\gamma}} = (\nabla \mathbf{v}) + (\nabla \mathbf{v})^T$ ], the anisotropic stress tensor ( $\boldsymbol{\tau}$ ), and its upper-convected time derivative ( $\boldsymbol{\tau}_{(1)}$ ) for shear and extensional flows are given in Table I. Note that we adopt the mathematically convenient approach of Bird *et al.*<sup>1,16</sup> allowing for a unified description of uniaxial and biaxial extensional flows—namely, positive elongation rates ( $\dot{\epsilon} > 0$ ) in row II of Table I correspond to uniaxial extension, while allowing for negative elongation rates ( $\dot{\epsilon} < 0$ ) yields biaxial extension, the other aspects being exactly the same for these two flows. For the planar extension case,  $\dot{\epsilon} > 0$ .

TABLE I. The forms of the velocity field ( $\mathbf{v}$ ), the rate-of-strain tensor ( $\dot{\boldsymbol{\gamma}}$ ), the stress tensor ( $\boldsymbol{\tau}$ ), and its Oldroyd derivative ( $\boldsymbol{\tau}_{(1)}$ ) for different flow types: shear flow (I), uni- and biaxial extensional flows (II, assuming  $\dot{\epsilon} > 0$  and  $\dot{\epsilon} < 0$ , respectively), and planar extensional flow (III). The shear rate ( $\dot{\gamma}$ ), the elongation rate ( $\dot{\epsilon}$ ), and the stress tensor components are in general functions of time;  $\mathbf{x}$  is the position vector.

	$\mathbf{v}$	$\dot{\boldsymbol{\gamma}}$	$\boldsymbol{\tau}$	$\boldsymbol{\tau}_{(1)}$
I	$\begin{bmatrix} \dot{\gamma}x_2 \\ 0 \\ 0 \end{bmatrix}$	$\begin{bmatrix} 0 & \dot{\gamma} & 0 \\ \dot{\gamma} & 0 & 0 \\ 0 & 0 & 0 \end{bmatrix}$	$\begin{bmatrix} \tau_{11} & \tau_{12} & 0 \\ \tau_{12} & \tau_{22} & 0 \\ 0 & 0 & \tau_{33} \end{bmatrix}$	$\frac{d\boldsymbol{\tau}}{dt} - \begin{bmatrix} 2\tau_{12} & \tau_{22} & 0 \\ \tau_{22} & 0 & 0 \\ 0 & 0 & 0 \end{bmatrix} \dot{\boldsymbol{\gamma}}$
II	$\begin{bmatrix} -\dot{\epsilon}x_1/2 \\ -\dot{\epsilon}x_2/2 \\ \dot{\epsilon}x_3 \end{bmatrix}$	$\begin{bmatrix} -\dot{\epsilon} & 0 & 0 \\ 0 & -\dot{\epsilon} & 0 \\ 0 & 0 & 2\dot{\epsilon} \end{bmatrix}$	$\begin{bmatrix} \tau_{11} & 0 & 0 \\ 0 & \tau_{22} & 0 \\ 0 & 0 & \tau_{33} \end{bmatrix}$	$\frac{d\boldsymbol{\tau}}{dt} + \begin{bmatrix} \tau_{11} & 0 & 0 \\ 0 & \tau_{22} & 0 \\ 0 & 0 & -2\tau_{33} \end{bmatrix} \dot{\boldsymbol{\epsilon}}$
III	$\begin{bmatrix} -\dot{\epsilon}x_1 \\ 0 \\ \dot{\epsilon}x_3 \end{bmatrix}$	$\begin{bmatrix} -2\dot{\epsilon} & 0 & 0 \\ 0 & 0 & 0 \\ 0 & 0 & 2\dot{\epsilon} \end{bmatrix}$	$\begin{bmatrix} \tau_{11} & 0 & 0 \\ 0 & \tau_{22} & 0 \\ 0 & 0 & \tau_{33} \end{bmatrix}$	$\frac{d\boldsymbol{\tau}}{dt} + \begin{bmatrix} 2\tau_{11} & 0 & 0 \\ 0 & 0 & 0 \\ 0 & 0 & -2\tau_{33} \end{bmatrix} \dot{\boldsymbol{\epsilon}}$

In steady flows, the shear rate ( $\dot{\gamma}$ ) and the elongation rate ( $\dot{\epsilon}$ ) are constants; the stress tensor components are time-independent. In contrast, in start-up (+) and cessation (−) flows, the shear

and elongation rate take the form

$$\begin{bmatrix} \dot{\gamma}(t) \\ \dot{\epsilon}(t) \end{bmatrix} = \begin{bmatrix} \dot{\gamma}_0 \\ \dot{\epsilon}_0 \end{bmatrix} \Theta(\pm t), \quad (1)$$

where  $\dot{\gamma}_0$  and  $\dot{\epsilon}_0$  are constants, while  $\Theta$  is the Heaviside step-function; the stress tensor components are functions of time.

The material functions describing the properties of the fluid in steady, start-up, and cessation regimes of shear and extensional flows are defined in Table II. Those related to shear flow are well-known, while those introduced for extensional flows need a brief discussion. As seen from Table I, uni- and biaxial extensional flows are axially symmetric; hence,  $\tau_{11} = \tau_{22}$ . Therefore, only one normal stress difference, namely  $\tau_{33} - \tau_{11}$ , needs to be specified to provide a complete rheological description of the flow. The material function associated with this stress difference is the uni- or biaxial extensional viscosity,  $\bar{\eta}$ . In contrast, one can see that two normal stress differences need to be specified in planar extensional flow. Following Bird *et al.*<sup>1</sup> and adopting their notations, we choose to specify  $\tau_{33} - \tau_{11}$  and  $\tau_{22} - \tau_{11}$  and denote the associated material functions by  $\bar{\eta}_1$  and  $\bar{\eta}_2$ , respectively. These shall be referred to as the first and the second planar extensional viscosities. One should note that alternative choices are also possible; in particular, the "cross-viscosity" encountered in the literature<sup>33,40</sup> is easily identified as  $\bar{\eta}_1 - \bar{\eta}_2$ .

When it comes to the step-rate-related material functions, a convention on their names needs to be adopted. In this work, the material functions describing start-up flows shall be collectively referred to as "stress growth functions", while those related to cessation flows as "stress relaxation functions". Whenever a particular transient material function is to be mentioned, its symbol shall be used to avoid confusion.

Finally, one should note that

$$\lim_{t \rightarrow \infty} \begin{bmatrix} \eta^+(t, \dot{\gamma}_0) \\ \Psi_{1,2}^+(t, \dot{\gamma}_0) \\ \bar{\eta}^+(t, \dot{\epsilon}_0) \\ \bar{\eta}_{1,2}^+(t, \dot{\epsilon}_0) \end{bmatrix} = \begin{bmatrix} \eta^-(0, \dot{\gamma}_0) \\ \Psi_{1,2}^-(0, \dot{\gamma}_0) \\ \bar{\eta}^-(0, \dot{\epsilon}_0) \\ \bar{\eta}_{1,2}^-(0, \dot{\epsilon}_0) \end{bmatrix} = \begin{bmatrix} \eta(\dot{\gamma}_0) \\ \Psi_{1,2}(\dot{\gamma}_0) \\ \bar{\eta}(\dot{\epsilon}_0) \\ \bar{\eta}_{1,2}(\dot{\epsilon}_0) \end{bmatrix}, \quad (2)$$

as follows from the definitions of the material functions and from the nature of start-up and cessation tests. We shall find it convenient in certain situations to normalize the stress growth and relaxation functions to their steady-flow analogs at the same shear or elongation rate. Any normalized stress growth function defined this way tends asymptotically to 1 at  $t \rightarrow \infty$ , and any normalized

TABLE II. Definitions of the material functions related to steady, start-up, and cessation regimes of different flow types: shear flow (I), uni- and biaxial extensional flows (II), and planar extensional flow (III).

	Steady flow regime	Start-up (+) and cessation (–) regimes
I	$\eta(\dot{\gamma}) = -\frac{\tau_{12}(\dot{\gamma})}{\dot{\gamma}}$	$\eta^{\pm}(t, \dot{\gamma}_0) = -\frac{\tau_{12}(t, \dot{\gamma}_0)}{\dot{\gamma}_0}$
	$\Psi_1(\dot{\gamma}) = -\frac{\tau_{11}(\dot{\gamma}) - \tau_{22}(\dot{\gamma})}{\dot{\gamma}^2}$	$\Psi_1^{\pm}(t, \dot{\gamma}_0) = -\frac{\tau_{11}(t, \dot{\gamma}_0) - \tau_{22}(t, \dot{\gamma}_0)}{\dot{\gamma}_0^2}$
	$\Psi_2(\dot{\gamma}) = -\frac{\tau_{22}(\dot{\gamma}) - \tau_{33}(\dot{\gamma})}{\dot{\gamma}^2}$	$\Psi_2^{\pm}(t, \dot{\gamma}_0) = -\frac{\tau_{22}(t, \dot{\gamma}_0) - \tau_{33}(t, \dot{\gamma}_0)}{\dot{\gamma}_0^2}$
II	$\bar{\eta}(\dot{\epsilon}) = -\frac{\tau_{33}(\dot{\epsilon}) - \tau_{11}(\dot{\epsilon})}{\dot{\epsilon}}$	$\bar{\eta}^{\pm}(t, \dot{\epsilon}_0) = -\frac{\tau_{33}(t, \dot{\epsilon}_0) - \tau_{11}(t, \dot{\epsilon}_0)}{\dot{\epsilon}_0}$
III	$\bar{\eta}_1(\dot{\epsilon}) = -\frac{\tau_{33}(\dot{\epsilon}) - \tau_{11}(\dot{\epsilon})}{\dot{\epsilon}}$	$\bar{\eta}_1^{\pm}(t, \dot{\epsilon}_0) = -\frac{\tau_{33}(t, \dot{\epsilon}_0) - \tau_{11}(t, \dot{\epsilon}_0)}{\dot{\epsilon}_0}$
	$\bar{\eta}_2(\dot{\epsilon}) = -\frac{\tau_{22}(\dot{\epsilon}) - \tau_{11}(\dot{\epsilon})}{\dot{\epsilon}}$	$\bar{\eta}_2^{\pm}(t, \dot{\epsilon}_0) = -\frac{\tau_{22}(t, \dot{\epsilon}_0) - \tau_{11}(t, \dot{\epsilon}_0)}{\dot{\epsilon}_0}$

stress relaxation function equals 1 at  $t = 0$ . In this work, the word "normalized" shall be used exclusively in this context.

### III. INITIAL FORMULATION OF THE START-UP AND CESSATION PROBLEMS

The constitutive equation for the single-mode SLPTT model can be written as

$$\left(1 - \frac{\varepsilon\lambda}{\eta_0} \text{tr}\boldsymbol{\tau}\right) \boldsymbol{\tau} + \lambda \boldsymbol{\tau}_{(1)} = -\eta_0 \dot{\boldsymbol{\gamma}}, \quad (3)$$

where the three positive model parameters,  $\eta_0$ ,  $\lambda$ , and  $\varepsilon$ , are the zero-shear-rate viscosity, the time constant, and the extensibility parameter, respectively.<sup>20</sup> In applications,  $\varepsilon$  is reported to be small, e.g., of the order of  $10^{-2} - 10^{-1}$ . Nevertheless, the solutions to be obtained in this work are valid for a wider range of  $\varepsilon$ ; hence, we assume  $0 < \varepsilon < 1/4$ , which, of course, holds in practice. Finally, all the graphs to be shown in this work are plotted at  $\varepsilon = 0.1$ ; this choice is made for visual purposes.

To formulate the equations governing the dynamics of stresses in step-rate tests, as described by SLPTT model, one substitutes  $\dot{\boldsymbol{\gamma}}$ ,  $\boldsymbol{\tau}$ , and  $\boldsymbol{\tau}_{(1)}$  for the chosen flow type (see Table I) along with the corresponding form of the strain rate [Eq. (1)] into Eq. (3). Having written the resulting

tensor equation componentwise, one arrives at nonlinear dynamical systems of first-order ordinary differential equations for the non-zero stress tensor components, as shown below. In the following, the stresses shall be treated as functions of time only; their dependencies on  $\dot{\gamma}_0$  and on the model parameters shall be considered parametric.

### A. Start-up of steady shear flow

Substituting  $\dot{\gamma}$ ,  $\tau$ , and  $\tau_{(1)}$  from row I of Table I into Eq. (3) and using Eq. (1) with the positive sign chosen yield

$$\lambda \frac{d}{dt} \begin{bmatrix} \tau_{11} \\ \tau_{12} \\ \tau_{22} \\ \tau_{33} \end{bmatrix} + \left( 1 - \frac{\varepsilon \lambda}{\eta_0} \text{tr} \tau \right) \begin{bmatrix} \tau_{11} \\ \tau_{12} \\ \tau_{22} \\ \tau_{33} \end{bmatrix} = \begin{bmatrix} 2\lambda \tau_{12} \dot{\gamma}_0 \\ -\eta_0 \dot{\gamma}_0 \\ 0 \\ 0 \end{bmatrix}, \quad (4)$$

with  $\tau_{11} = \tau_{12} = \tau_{22} = \tau_{33} = 0$  at  $t = 0$ . It follows from the third and the fourth components of Eq. (4) that  $\tau_{22} = \tau_{33} = 0$  identically. This reduces the number of equations to two and implies that the material functions related to the second normal stress difference,  $\Psi_2(\dot{\gamma})$  and  $\Psi_2^+(t, \dot{\gamma}_0)$ , vanish for the SLPTT model.

### B. Start-up of steady uni- and biaxial extensional flow

Substituting  $\dot{\gamma}$ ,  $\tau$ , and  $\tau_{(1)}$  from row II of Table I into Eq. (3) having used Eq. (1) with the positive sign leads to

$$\lambda \frac{d}{dt} \begin{bmatrix} \tau_{11} \\ \tau_{22} \\ \tau_{33} \end{bmatrix} + \left( 1 - \frac{\varepsilon \lambda}{\eta_0} \text{tr} \tau \right) \begin{bmatrix} \tau_{11} \\ \tau_{22} \\ \tau_{33} \end{bmatrix} + \lambda \dot{\varepsilon}_0 \begin{bmatrix} \tau_{11} \\ \tau_{22} \\ -2\tau_{33} \end{bmatrix} = \begin{bmatrix} \eta_0 \dot{\varepsilon}_0 \\ \eta_0 \dot{\varepsilon}_0 \\ -2\eta_0 \dot{\varepsilon}_0 \end{bmatrix}, \quad (5)$$

the initial conditions being  $\tau_{11} = \tau_{22} = \tau_{33} = 0$  at  $t = 0$ . Since  $\tau_{22} = \tau_{11}$  identically because of the axial symmetry of the flow, the number of equations in the system is reduced to two.

### C. Start-up of planar extensional flow

Having inserted  $\dot{\gamma}$ ,  $\tau$ , and  $\tau_{(1)}$  from row III of Table I into Eq. (3) and used Eq. (1) with the positive sign, one obtains

$$\lambda \frac{d}{dt} \begin{bmatrix} \tau_{11} \\ \tau_{22} \\ \tau_{33} \end{bmatrix} + \left(1 - \frac{\varepsilon\lambda}{\eta_0} \text{tr}\tau\right) \begin{bmatrix} \tau_{11} \\ \tau_{22} \\ \tau_{33} \end{bmatrix} + \lambda \dot{\varepsilon}_0 \begin{bmatrix} 2\tau_{11} \\ 0 \\ -2\tau_{33} \end{bmatrix} = \begin{bmatrix} 2\eta_0 \dot{\varepsilon}_0 \\ 0 \\ -2\eta_0 \dot{\varepsilon}_0 \end{bmatrix}. \quad (6)$$

The initial conditions are  $\tau_{11} = \tau_{22} = \tau_{33} = 0$  at  $t = 0$ . The solution of the second component of Eq. (6) is trivial,  $\tau_{22} = 0$  at any  $t$ . The number of independent variables in the system is therefore two.

### D. Cessation of steady shear and extensional flows

Insertion of  $\dot{\gamma}$ ,  $\tau$ , and  $\tau_{(1)}$  from Table I into Eq. (3) with the negative sign chosen in Eq. (1) results in a similar systems of ordinary differential equations that are nearly identical to each other. For the flow types described in Table I, these systems can be written as

$$\lambda \frac{d}{dt} \tau_{ij} + \left(1 - \frac{\varepsilon\lambda}{\eta_0} \text{tr}\tau\right) \tau_{ij} = 0, \quad (7)$$

where  $(i, j) \in \{(1, 1), (1, 2), (2, 2), (3, 3)\}$  for shear flow and  $(i, j) \in \{(1, 1), (2, 2), (3, 3)\}$  for extensional flows. The initial conditions are imposed so that at all the stresses are set to their steady-flow values at  $t = 0$ ; this leads to  $\tau_{22} = \tau_{33} = 0$  identically for cessation of steady shear flow [thus,  $\Psi_2^-(t, \dot{\gamma}_0) = 0$ ] and to  $\tau_{22} = 0$  identically for cessation of planar extensional flow. Thus, the number of equations in the systems reduces to two for all cessation flows considered in this work.

## IV. DIMENSIONLESS FORMULATION

Prior to solving the remaining equations of systems (4)-(7), we put these equations into dimensionless form. Regardless of the flow type and regime, we replace the time variable,  $t$ , by a dimensionless one,

$$r = t/\lambda, \quad (8)$$

so that for any time-dependent physical quantity,  $\Lambda$ ,

$$\frac{d\Lambda}{dt} = \frac{1}{\lambda} \frac{d\Lambda}{dr} \equiv \frac{1}{\lambda} \Lambda'. \quad (9)$$

Then, we introduce the Weissenberg number,  $Wi$ , and the dimensionless stress combinations,  $\mathbb{N}_1$ ,  $\mathbb{N}_2$ ,  $\mathbb{S}$ , and  $\mathbb{T}$ , in start-up and cessation flows. The definitions of these quantities depend on the flow type and are given in Table III. We choose the positive and negative signs in these definitions so that none of the quantities  $Wi$ ,  $\mathbb{N}_1$ ,  $\mathbb{N}_2$ ,  $\mathbb{S}$ , and  $\mathbb{T}$  can take negative values; this feature shall prove to be very useful. For the rest of the paper,  $\mathbb{N}_1$ ,  $\mathbb{N}_2$ ,  $\mathbb{S}$ , and  $\mathbb{T}$  shall be treated as functions of  $r$  with  $\varepsilon$  and  $Wi$  as parameters.

TABLE III. Definitions of the Weissenberg number and the dimensionless stress combinations in start-up and cessation of steady shear flow (I), of steady uni- and biaxial extensional flows (II, upper and lower signs, respectively), and of steady planar extensional flow (III).

I	II	III
$Wi = \lambda \dot{\gamma}_0$	$Wi = \pm \lambda \dot{\varepsilon}_0$	$Wi = \lambda \dot{\varepsilon}_0$
$\begin{bmatrix} \mathbb{N}_1 \\ \mathbb{S} \end{bmatrix} = -\frac{\varepsilon}{\eta_0 \dot{\gamma}_0} \begin{bmatrix} \tau_{11} \\ \tau_{12} \end{bmatrix}$	$\begin{bmatrix} \mathbb{N}_1 \\ \mathbb{T} \end{bmatrix} = -\frac{\varepsilon}{\eta_0 \dot{\varepsilon}_0} \begin{bmatrix} \tau_{33} - \tau_{11} \\ \tau_{11} + 2\tau_{33} \end{bmatrix}$	$\begin{bmatrix} \mathbb{N}_1 \\ \mathbb{N}_2 \\ \mathbb{T} \end{bmatrix} = -\frac{\varepsilon}{\eta_0 \dot{\varepsilon}_0} \begin{bmatrix} \tau_{33} - \tau_{11} \\ \tau_{33} \\ \tau_{11} + \tau_{33} \end{bmatrix}$

It is also necessary to introduce the steady-flow values of  $\mathbb{N}_1$ ,  $\mathbb{N}_2$ ,  $\mathbb{S}$ , and  $\mathbb{T}$ , which we denote by  $\delta_1$ ,  $\delta_2$ ,  $\sigma$ , and  $\tau$ , respectively. These quantities, along with the steady-flow Weissenberg number, are defined in Table IV and shall be considered as functions of  $Wi$  with parameter  $\varepsilon$ , unless stated otherwise.

TABLE IV. The definitions of the Weissenberg number and the dimensionless stress combinations in steady shear flow (I), steady uni- and biaxial extensional flows (II, upper and lower signs, respectively), and steady planar extensional flow (III).

I	II	III
$Wi = \lambda \dot{\gamma}$	$Wi = \pm \lambda \dot{\varepsilon}$	$Wi = \lambda \dot{\varepsilon}$
$\begin{bmatrix} \delta_1 \\ \sigma \end{bmatrix} = -\frac{\varepsilon}{\eta_0 \dot{\gamma}} \begin{bmatrix} \tau_{11} \\ \tau_{12} \end{bmatrix}$	$\begin{bmatrix} \delta_1 \\ \tau \end{bmatrix} = -\frac{\varepsilon}{\eta_0 \dot{\varepsilon}} \begin{bmatrix} \tau_{33} - \tau_{11} \\ \tau_{11} + 2\tau_{33} \end{bmatrix}$	$\begin{bmatrix} \delta_1 \\ \delta_2 \\ \tau \end{bmatrix} = -\frac{\varepsilon}{\eta_0 \dot{\varepsilon}} \begin{bmatrix} \tau_{33} - \tau_{11} \\ \tau_{33} \\ \tau_{11} + \tau_{33} \end{bmatrix}$

The material functions of the SLPTT fluid are closely related to the dimensionless stress combinations; the corresponding relations are given in Table V (vanishing material functions are not shown).

TABLE V. Relations between the material functions and the dimensionless combinations of stress tensor components for start-up, cessation, and steady regimes of simple shear flow (I), of uni- and biaxial extensional flow (II), and of planar extensional flow (III).

I	II	III
$\begin{bmatrix} \eta^\pm(r, \text{Wi}) \\ \Psi_1^\pm(r, \text{Wi}) \\ \eta(\text{Wi}) \\ \Psi_1(\text{Wi}) \end{bmatrix} = \frac{\eta_0}{\varepsilon} \begin{bmatrix} \mathbb{S} \\ \lambda \mathbb{N}_1 / \text{Wi} \\ \sigma \\ \lambda \delta_1 / \text{Wi} \end{bmatrix}$	$\begin{bmatrix} \bar{\eta}^+(r, \text{Wi}) \\ \bar{\eta}(\text{Wi}) \end{bmatrix} = \frac{\eta_0}{\varepsilon} \begin{bmatrix} \mathbb{N}_1 \\ \delta_1 \end{bmatrix}$	$\begin{bmatrix} \bar{\eta}_1^\pm(r, \text{Wi}) \\ \bar{\eta}_2^\pm(r, \text{Wi}) \\ \bar{\eta}_1(\text{Wi}) \\ \bar{\eta}_2(\text{Wi}) \end{bmatrix} = \frac{\eta_0}{\varepsilon} \begin{bmatrix} \mathbb{N}_1 \\ \mathbb{N}_2 \\ \delta_1 \\ \delta_2 \end{bmatrix}$

### A. Start-up of steady shear flow

Using the dimensionless variables from column I of Table III, one rewrites Eq. (4) as

$$\mathbb{N}'_1 = -(1 + \text{Wi}\mathbb{N}_1)\mathbb{N}_1 + 2\text{Wi}\mathbb{S}, \quad (10)$$

$$\mathbb{S}' = -(1 + \text{Wi}\mathbb{N}_1)\mathbb{S} + \varepsilon, \quad (11)$$

with  $\mathbb{N}_1(0) = \mathbb{S}(0) = 0$ .

### B. Start-up of steady uni- and biaxial extensional flow

Inserting the dimensionless variables from column II of Table III into Eq. (5), one gets

$$\mathbb{T}' = -(1 + \text{Wi}\mathbb{T})\mathbb{T} + 2\text{Wi}\mathbb{N}_1, \quad (12)$$

$$\mathbb{N}'_1 = -(1 + \text{Wi}\mathbb{T})\mathbb{N}_1 + \text{Wi}(\mathbb{T} \pm \mathbb{N}_1) + 3\varepsilon, \quad (13)$$

with  $\mathbb{T}(0) = \mathbb{N}_1(0) = 0$ .

### C. Start-up of steady planar extensional flow

One rewrites Eq. (6) in dimensionless form using column III of Table III. The result is

$$\mathbb{T}' = -(1 + \text{Wi}\mathbb{T})\mathbb{T} + 2\text{Wi}\mathbb{N}_1, \quad (14)$$

$$\mathbb{N}'_1 = -(1 + \text{Wi}\mathbb{T})\mathbb{N}_1 + 2\text{Wi}\mathbb{T} + 4\varepsilon, \quad (15)$$

with  $\mathbb{T}(0) = \mathbb{N}_1(0) = 0$ . Note that  $\mathbb{N}_2$  is not an independent variable: it is easy to see that

$$\mathbb{N}_2 = \frac{1}{2}(\mathbb{T} + \mathbb{N}_1) \quad (16)$$

at any  $r$ .

### D. Cessation of steady shear and extensional flows

The dimensionless form of Eq. (7) is

$$\mathbb{N}'_1 = -(1 + \text{Wi}\mathbb{N}_1)\mathbb{N}_1, \quad (17)$$

$$\mathbb{S}' = -(1 + \text{Wi}\mathbb{N}_1)\mathbb{S}, \quad (18)$$

with  $\mathbb{N}_1(0) = \delta_1$  and  $\mathbb{S}(0) = \sigma$ , for cessation of steady shear flow and

$$\mathbb{T}' = -(1 + \text{Wi}\mathbb{T})\mathbb{T}, \quad (19)$$

$$\mathbb{N}'_1 = -(1 + \text{Wi}\mathbb{T})\mathbb{N}_1, \quad (20)$$

with  $\mathbb{T}(0) = \tau$  and  $\mathbb{N}_1(0) = \delta_1$ , for cessation of extensional flows. For  $\mathbb{N}_2$  in cessation of planar extensional flow, the algebraic relation (16) still holds.

Combining Eqs. (17) and (18) yields

$$\left(\frac{\mathbb{N}_1}{\mathbb{S}}\right)' = 0, \quad (21)$$

Having integrated this and used the initial conditions, one finds that

$$\frac{\mathbb{N}_1}{\delta_1} = \frac{\mathbb{S}}{\sigma} \quad (22)$$

at any  $r$  for cessation of steady shear flow. Similarly, for cessation of extensional flows,

$$\frac{\mathbb{T}}{\tau} = \frac{\mathbb{N}_1}{\delta_1} \left( = \frac{\mathbb{N}_2}{\delta_2} \right) \quad (23)$$

at any  $r$ . Therefore, only one differential equation needs to be solved, namely

$$\mathbb{X}' = -(1 + \text{Wi}\mathbb{X})\mathbb{X}, \quad (24)$$

with the initial condition  $\mathbb{X}(0) = \chi$ , where  $(\mathbb{X}, \chi) \equiv (\mathbb{N}_1, \delta_1)$  for shear flow and  $(\mathbb{X}, \chi) \equiv (\mathbb{T}, \tau)$  for extensional flows.

## V. STEADY-FLOW SOLUTIONS

Prior to solving the systems of differential equations derived in Sec. IV, we shall review their algebraic steady-flow variants in this section; this needs to be done for two reasons. First, we shall see that the transient material functions describing start-up and cessation flows are readily expressed in terms of their steady-flow counterparts. Second, we already mentioned that the analytical description of steady-flow material functions of the SLPTT model found in the literature is still incomplete, especially when it comes to extensional flows; this section is also meant to fill this gap.

An important remark should be made before we proceed. The constitutive equation of the SLPTT model [Eq. (3)] is mathematically similar to that of the FENE-P dumbbells;<sup>16</sup> in steady shear and extensional flows, the similarity between the model reaches complete equivalence.<sup>37–39</sup> Therefore, the results obtained in this section also hold for the FENE-P dumbbells, provided one makes the following parameter replacements:

$$\eta_0 \leftrightarrow \frac{b}{b+3} nk_{\text{B}}T \lambda_H, \quad (25)$$

$$\lambda \leftrightarrow \frac{b}{b+3} \lambda_H, \quad (26)$$

$$\varepsilon \leftrightarrow \frac{1}{b+3}. \quad (27)$$

A detailed discussion of the parameters of the FENE-P dumbbell model ( $nk_{\text{B}}T$ ,  $\lambda_H$ , and  $b$ ) is to be found elsewhere.<sup>3,16,19</sup>

### A. Shear flow

In steady-flow regime, Eqs. (10) and (11) become

$$(1 + \text{Wi}\delta_1)\delta_1 = 2\text{Wi}\sigma, \quad (28)$$

$$(1 + \text{Wi}\delta_1)\sigma = \varepsilon, \quad (29)$$

respectively. Dividing Eq. (28) by Eq. (29) and rearranging, one gets

$$\delta_1 = \frac{2}{\varepsilon} \text{Wi} \sigma^2. \quad (30)$$

Substituting this into Eq. (29) and solving for Wi yields

$$\text{Wi} = \sqrt{\frac{\varepsilon(\varepsilon - \sigma)}{2\sigma^3}}, \quad 0 < \sigma \leq \varepsilon, \quad (31)$$

where the positive sign in front of the square root was chosen since  $\text{Wi} \geq 0$ . Relation (31) is bijective, see Appendix A 1. Hence,  $\sigma(\text{Wi})$  is defined uniquely as the inverse of (31). Alternatively, one can directly solve Eq. (31) for  $\sigma$ , which leads to

$$\sigma = \frac{1}{\text{Wi}} \sqrt{\frac{2\varepsilon}{3}} \sinh \left[ \frac{1}{3} \operatorname{arcsinh} \left( 3 \sqrt{\frac{3\varepsilon}{2}} \text{Wi} \right) \right]. \quad (32)$$

The solutions given by Eqs. (31) and (32) are, of course, equivalent. Regardless of the one preferred,  $\delta_1(\text{Wi})$  is calculated using Eq. (30). It should be noted that our analytical solution in form (31) can be easily used to study the asymptotic behavior of the steady-shear-flow material functions. In particular, it can be seen that at  $\text{Wi} \rightarrow 0$ ,

$$\sigma \rightarrow \varepsilon, \quad (33)$$

$$\delta_1 \sim 2\varepsilon \text{Wi} \quad (34)$$

so that (see Table V)

$$\eta \rightarrow \eta_0, \quad (35)$$

$$\Psi_1 \rightarrow 2\eta_0 \lambda, \quad (36)$$

while at  $\text{Wi} \rightarrow \infty$ ,

$$\sigma \sim \sqrt[3]{\varepsilon^2/2} \text{Wi}^{-2/3}, \quad (37)$$

$$\delta_1 \sim \sqrt[3]{2\varepsilon} \text{Wi}^{-1/3} \quad (38)$$

so that (see Table V)

$$\eta \sim \eta_0 \sqrt[3]{1/2\varepsilon} \text{Wi}^{-2/3}, \quad (39)$$

$$\Psi_1 \sim \eta_0 \lambda \sqrt[3]{2/\varepsilon^2} \text{Wi}^{-4/3}. \quad (40)$$

Furthermore, it follows from Eq. (30) and Table V that  $\Psi_1$  is proportional to the square of the viscosity,

$$\Psi_1 = \frac{2\lambda}{\eta_0} \eta^2, \quad (41)$$

at any  $Wi$ .

Our results are equivalent to those found in the literature for the SLPTT model<sup>26,35</sup> and for the FENE-P dumbbells<sup>3,16,26,31</sup> but are much simpler [e.g., compare Eqs. (31) and (30) of this work to Eqs. (37)-(40) and (48)-(51) of Azaiez *et al.*<sup>26</sup> or to Eqs. (16)-(19) of Xue *et al.* (with  $\xi = 0$  and  $\beta = 1$ )].

## B. Uni- and biaxial extensional flow

For steady flow, Eqs. (12) and (13) reduce to

$$(1 + Wi\tau)\tau = 2Wi\delta_1, \quad (42)$$

$$(1 + Wi\tau)\delta_1 = Wi(\tau \pm \delta_1) + 3\varepsilon, \quad (43)$$

respectively, the upper signs corresponding to uniaxial and the lower to biaxial extension. From Eq. (42),

$$\delta_1 = \frac{(1 + Wi\tau)\tau}{2Wi}; \quad (44)$$

having substituted this into Eq. (43), one arrives after rearrangements at

$$(2\tau \pm \tau^2 - \tau^3)Wi^2 + (6\varepsilon \pm \tau - 2\tau^2)Wi - \tau = 0. \quad (45)$$

Then, Eq. (45) is treated as quadratic in  $Wi$ . Only one of its two solutions is physically meaningful, being non-negative and continuous at  $\tau \geq 0$ . This solution can be written as

$$Wi = \frac{\sqrt{36\varepsilon^2 \pm 12\varepsilon\tau + (9 - 24\varepsilon)\tau^2} - (6\varepsilon \pm \tau - 2\tau^2)}{2\tau(2 \mp \tau)(1 \pm \tau)} \quad (46)$$

or, with the removable singularity at  $\tau = 0$  eliminated, as

$$Wi = \frac{2\tau}{\sqrt{36\varepsilon^2 \pm 12\varepsilon\tau + (9 - 24\varepsilon)\tau^2} + (6\varepsilon \pm \tau - 2\tau^2)}, \quad (47)$$

the domain of the function being  $0 \leq \tau < 2$  for uniaxial extension and  $0 \leq \tau < 1$  for biaxial extension. Equation (47) defines a bijection for both uni- and biaxial extension (see Appendix A 2). Hence,  $\tau(Wi)$  is defined uniquely as the inverse of (46) and  $\delta_1(Wi)$  is found from Eq. (44).

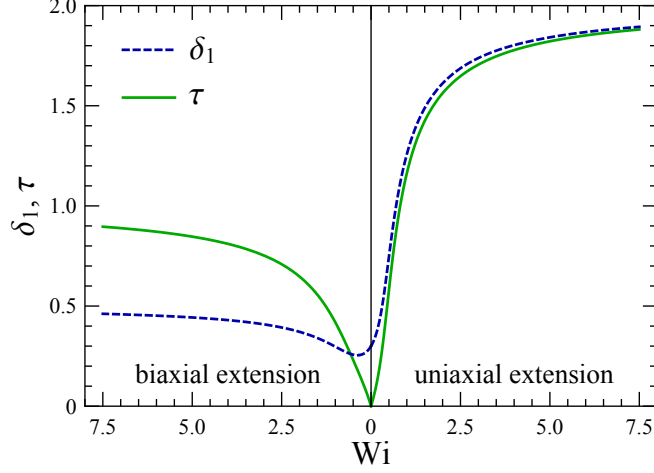


FIG. 1. The dimensionless stress combinations in steady uniaxial (positive elongation rates, right part) and biaxial (negative elongation rates, left part) extensional flow as functions of the Weissenberg number,  $Wi = \lambda|\dot{\epsilon}|$ . The shape of the  $\delta_1(Wi)$  curve repeats that of the extensional viscosity (see Table V).

Functions  $\tau(Wi)$  and  $\delta_1(Wi)$  are shown in Fig. 1, the right half of the plot corresponding to uniaxial extension and the left half to biaxial extension. From Eqs. (47) and (44) it is seen that at  $Wi \rightarrow 0$ ,

$$\tau \sim 6\epsilon Wi, \quad (48)$$

$$\delta_1 \rightarrow 3\epsilon \quad (49)$$

for uni- and biaxial extension so that the Trouton ratio,<sup>40</sup>

$$\bar{\eta} \rightarrow 3\eta_0, \quad (50)$$

is recovered (see Table V). In both uni- and biaxial extensional flows,  $\tau(Wi)$  is increasing monotonically with  $Wi$  (see Appendix A 2), but with different asymptotic behavior at  $Wi \rightarrow \infty$  [see Eq. (46)]: in the uniaxial case,

$$\tau \sim 2 - \frac{1 - \epsilon}{Wi}, \quad (51)$$

while in the biaxial case,

$$\tau \sim 1 - \frac{1 - 2\epsilon}{Wi}. \quad (52)$$

Furthermore,  $\delta_1(Wi)$ , and hence the extensional viscosity, increases monotonically with  $Wi$  for

uniaxial extension (see Appendix B 1); at  $Wi \rightarrow \infty$  [see Eq. (44) and Table V],

$$\delta_1 \sim 2 - \frac{1 - 2\varepsilon}{Wi}, \quad (53)$$

$$\bar{\eta} \sim \frac{2\eta_0}{\varepsilon} - \frac{(1 - 2\varepsilon)\eta_0}{\varepsilon Wi}. \quad (54)$$

In contrast, for biaxial extensional flow,  $\delta_1(Wi)$  and the extensional viscosity are not monotonic functions but have a minimum (see Appendix B 1)—namely,

$$\delta_{1,\min} = \frac{8\varepsilon(1 - 3\varepsilon)}{3 - 8\varepsilon}, \quad (55)$$

$$\bar{\eta}_{\min} = \frac{8\eta_0(1 - 3\varepsilon)}{3 - 8\varepsilon}, \quad (56)$$

at

$$Wi_{\min} = \frac{3 - 8\varepsilon}{12(1 - 2\varepsilon)(1 - 4\varepsilon)}; \quad (57)$$

at  $Wi \rightarrow \infty$  [see Eq. (44) and Table V],

$$\delta_1 \sim \frac{1}{2} - \frac{1 - 4\varepsilon}{2Wi}, \quad (58)$$

$$\bar{\eta} \sim \frac{\eta_0}{2\varepsilon} - \frac{(1 - 4\varepsilon)\eta_0}{2\varepsilon Wi}. \quad (59)$$

We are not aware of any analogs of Eqs. (47) and (44) in the literature. Furthermore, to our knowledge, the character of the extensional viscosity curve (monotonic in the uniaxial case and non-monotonic in the biaxial case) was previously shown exclusively by numerical simulations and not proven analytically as in this work. Finally, we believe that we are the first to exactly describe the minimum of the biaxial extensional viscosity [see Eqs. (56) and (57)]. The asymptotic behavior of extensional viscosities at large Weissenberg numbers [Eqs. (54) and (59)] is in agreement with the earlier results for SLPTT and FENE-P dumbbell fluid models<sup>3,16,33,34</sup> and thus serves as a consistency check.

### C. Planar extensional flow

For steady planar extensional flow, Eqs. (14) and (15) yield

$$(1 + Wi\tau)\tau = 2Wi\delta_1, \quad (60)$$

$$(1 + Wi\tau)\delta_1 = 2Wi\tau + 4\varepsilon, \quad (61)$$

while Eq. (16) becomes

$$\delta_2 = \frac{1}{2}(\tau + \delta_1). \quad (62)$$

Equation (60) is identical in form to Eq. (42) for uni- and biaxial extensional flows; therefore,

$$\delta_1 = \frac{(1 + \text{Wi}\tau)\tau}{2\text{Wi}}, \quad (63)$$

which is of the same form as Eq. (44). One proceeds by using Eq. (63) to eliminate  $\delta_1$  from Eq. (61). The result is

$$(4\tau - \tau^3)\text{Wi}^2 + 2(4\varepsilon - \tau^2)\text{Wi} - \tau = 0. \quad (64)$$

Equation (64) is treated as quadratic in  $\text{Wi}$ . Of its two solutions, the one meeting the requirements of non-negativity and continuity can be written as

$$\text{Wi} = \frac{2\sqrt{4\varepsilon^2 + (1 - 2\varepsilon)\tau^2} - (4\varepsilon - \tau^2)}{\tau(4 - \tau^2)}, \quad (65)$$

or, with the removable singularity at  $\tau = 0$  eliminated, as

$$\text{Wi} = \frac{\tau}{2\sqrt{4\varepsilon^2 + (1 - 2\varepsilon)\tau^2} + (4\varepsilon - \tau^2)}, \quad (66)$$

with  $0 \leq \tau < 2$ . Equation (66) defines a bijection (see Appendix A 3); therefore,  $\tau(\text{Wi})$  is defined unambiguously as the inverse of (66), while  $\delta_1(\text{Wi})$  and  $\delta_2(\text{Wi})$  are found using Eqs. (63) and (62), respectively.

Functions  $\delta_1(\text{Wi})$ ,  $\delta_2(\text{Wi})$ , and  $\tau(\text{Wi})$  are shown in Fig. 2. All of them, and therefore the planar extensional viscosities, are increasing monotonically with  $\text{Wi}$  (see Appendix B 2 and Table V). One finds that at  $\text{Wi} \rightarrow 0$  [see Eqs. (66), (63), and (62)],

$$\tau \sim 8\varepsilon\text{Wi}, \quad (67)$$

$$\delta_1 \rightarrow 4\varepsilon, \quad (68)$$

$$\delta_2 \rightarrow 2\varepsilon \quad (69)$$

so that (see Table V)

$$\bar{\eta}_1 \rightarrow 4\eta_0, \quad (70)$$

$$\bar{\eta}_2 \rightarrow 2\eta_0, \quad (71)$$

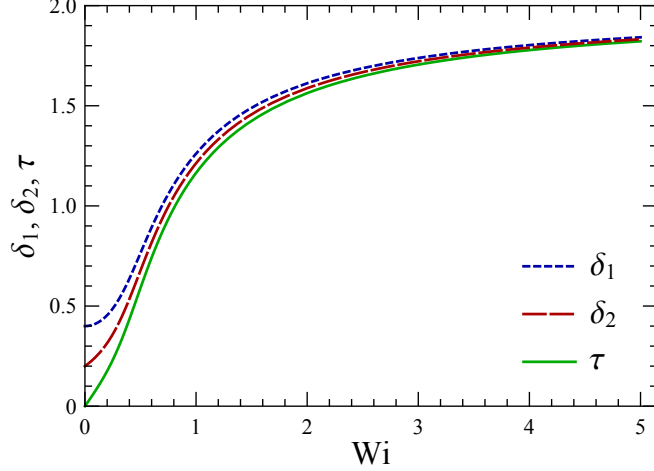


FIG. 2. The dimensionless stress combinations in steady planar extensional flow as functions of the Weissenberg number,  $Wi = \lambda \dot{\epsilon}$ . The shapes of the  $\delta_1(Wi)$  and  $\delta_2(Wi)$  curves repeat those of the first and the second extensional viscosity, respectively (see Table V).

while at  $Wi \rightarrow \infty$  [see Eqs. (65), (63), and (62)],

$$\tau \sim 2 - \frac{1 - \epsilon}{Wi} \quad (72)$$

$$\delta_1 \sim 2 - \frac{1 - 2\epsilon}{Wi} \quad (73)$$

$$\delta_2 \sim 2 - \frac{2 - 3\epsilon}{2Wi} \quad (74)$$

so that (see Table V)

$$\bar{\eta}_1 \sim \frac{2\eta_0}{\epsilon} - \frac{(1 - 2\epsilon)\eta_0}{\epsilon Wi}, \quad (75)$$

$$\bar{\eta}_2 \sim \frac{2\eta_0}{\epsilon} - \frac{(2 - 3\epsilon)\eta_0}{2\epsilon Wi}. \quad (76)$$

Equations (66), (63), and (62) provide a complete description of rheological properties of the SLPTT fluid model in steady planar extensional flow. The only alternative to these equations we found in the literature [Eqs. (23) and (24) of Xue *et al.*,<sup>35</sup> with  $\xi = 0$  and  $\beta = 1$ ] is both less detailed (no formula for the second planar extensional viscosity is provided) and more complicated compared to our result. The asymptotic values of the planar extensional viscosities at low and high Weissenberg numbers obtained in this work [Eqs. (70), (71), (75), and (76)] are in agreement with general expectations<sup>40</sup> and with the earlier analytical results of Petrie.<sup>33</sup>

TABLE VI. The trigonometric form ( $\mathfrak{T}$ ), the hyperbolic form ( $\mathfrak{H}$ ), the exponential form ( $\mathfrak{E}$ ), and the normalized stress growth and relaxation functions of the SLPTT fluid described by these forms.

Form	Material functions	Expression
$\mathfrak{T}$	$\frac{\eta^+(r, \text{Wi})}{\eta(\text{Wi})}, \frac{\Psi_1^+(r, \text{Wi})}{\Psi_1(\text{Wi})}$	$1 - \frac{K(\cos \omega r + a \sin \omega r)}{C e^{\Omega r} + \text{Wi}(A \cos \omega r + B \sin \omega r)}$
$\mathfrak{H}$	$\frac{\bar{\eta}^+(r, \text{Wi})}{\bar{\eta}(\text{Wi})}, \frac{\bar{\eta}_{1,2}^+(r, \text{Wi})}{\bar{\eta}_{1,2}(\text{Wi})}, \frac{\mathbb{T}(r, \text{Wi})^a}{\tau(\text{Wi})}$	$1 - \frac{K(\cosh \omega r + a \sinh \omega r)}{C e^{\Omega r} + \text{Wi}(A \cosh \omega r + B \sinh \omega r)}$
$\mathfrak{E}$	$\frac{\eta^-(r, \text{Wi})}{\eta(\text{Wi})}, \frac{\Psi_1^-(r, \text{Wi})}{\Psi_1(\text{Wi})}, \frac{\bar{\eta}^-(r, \text{Wi})}{\bar{\eta}(\text{Wi})}, \frac{\bar{\eta}_{1,2}^-(r, \text{Wi})}{\bar{\eta}_{1,2}(\text{Wi})}, \frac{\mathbb{T}(r, \text{Wi})^b}{\tau(\text{Wi})}$	$\frac{1}{(1 + \text{Wi}\chi)e^r - \text{Wi}\chi}$

<sup>a</sup> at start-up of extensional flows

<sup>b</sup> at cessation of extensional flows

## VI. STEP-RATE SOLUTIONS

The main result of this work (for its derivation, see Appendix C) is the exact analytical expressions for the stress growth and relaxation functions of the SLPTT fluid model. We have found that the normalized stress growth functions can be written in one of the two compact, closely related, and mathematically beautiful forms—those related to start-up of shear flow take form  $\mathfrak{T}$  (for "trigonometric"), while those related to start-up of extensional flows take form  $\mathfrak{H}$  (for "hyperbolic")—while the normalized stress relaxation functions related to cessation of shear and extensional flows are of form  $\mathfrak{E}$  (for "exponential").

Forms  $\mathfrak{T}$ ,  $\mathfrak{H}$ , and  $\mathfrak{E}$  are presented in Table VI together with the material functions taking these forms. The normalized trace of the stress tensor [ $\mathbb{T}(r, \text{Wi})/\tau(\text{Wi})$ ] is not traditionally considered as a material function but can be of theoretical interest; therefore, it is also included in the results for the sake of completeness.

Forms  $\mathfrak{T}$  and  $\mathfrak{H}$  contain expressions  $\Delta > 0$ ,  $\omega = \text{Wi}\sqrt{\Delta}/2$ ,  $\Omega$ ,  $K$ ,  $C$ ,  $A$ , and  $B$ , which are functions of  $\text{Wi}$ . Their definitions of these functions depend on the flow type and are given in Table VII. Another expression encountered in forms  $\mathfrak{T}$  and  $\mathfrak{H}$  is  $a$ , which is defined uniquely for each material function. The definitions of  $a$  corresponding to different start-up material functions are found in Table VIII. Finally, in form  $\mathfrak{E}$ ,  $\chi \equiv \delta_1$  for cessation of shear flow and  $\chi \equiv \tau$  for cessation of extensional flows.

TABLE VII. Functions encountered in forms  $\mathfrak{T}$  and  $\mathfrak{S}$  for different flow types: start-up of steady shear flow (I), start-up of steady uni- and biaxial extensional flows (II, upper and lower signs, respectively), and start-up of planar extensional flow (III).

	I	II	III
$\Delta$	$-\delta_1^2 + 8\sigma$	$9 - 8\delta_1 \pm 2\tau + \tau^2$	$16 - 8\delta_1 + \tau^2$
$\Omega$	$1 + \frac{3}{2}\text{Wi}\delta_1$	$1 + \frac{1}{2}\text{Wi}(\mp 1 + 3\tau)$	$1 + \frac{3}{2}\text{Wi}\tau$
$K$	$1 + \text{Wi}\delta_1 + 6\text{Wi}^2\sigma$	$1 + \text{Wi}(\mp 1 + \tau) + 2\text{Wi}^2(-1 + 3\delta_1 \mp \tau)$	$1 + \text{Wi}\tau + 2\text{Wi}^2(-2 + 3\delta_1)$
$C$	$1 + \text{Wi}\delta_1 + 2\text{Wi}^2\sigma$	$1 + \text{Wi}(\mp 1 + \tau) + \text{Wi}^2(-2 + 2\delta_1 \mp \tau)$	$1 + \text{Wi}\tau + 2\text{Wi}^2(-2 + \delta_1)$
$A$	$4\text{Wi}\sigma$	$\text{Wi}(4\delta_1 \mp \tau)$	$4\text{Wi}\delta_1$
$B$	$\frac{4\sigma}{\sqrt{\Delta}}$	$\frac{4\delta_1 \mp \tau + \text{Wi}(\mp 2\delta_1 + 5\tau)}{\sqrt{\Delta}}$	$\frac{4(\delta_1 + 2\text{Wi}\tau)}{\sqrt{\Delta}}$

TABLE VIII. Function  $a$  (encountered in forms  $\mathfrak{T}$  and  $\mathfrak{S}$ ) associated with different normalized stress growth functions (NMF) in start-up of shear flow (I), of uni- and biaxial extensional flows (II, upper and lower signs, respectively), and of planar extensional flow (III).

I		II		III	
NMF	$a$	NMF	$a$	NMF	$a$
$\frac{\eta^+(t, \text{Wi})}{\eta(\text{Wi})}$	$-\frac{\delta_1}{\sqrt{\Delta}}$	$\frac{\bar{\eta}^+(t, \text{Wi})}{\bar{\eta}(\text{Wi})}$	$\frac{\pm\delta_1 + 2\tau - \delta_1\tau}{\delta_1\sqrt{\Delta}}$	$\frac{\bar{\eta}_1^+(r, \text{Wi})}{\bar{\eta}_1(\text{Wi})}$	$\frac{(4 - \delta_1)\tau}{\delta_1\sqrt{\Delta}}$
$\frac{\Psi_1^+(t, \text{Wi})}{\Psi_1(\text{Wi})}$	$\frac{\delta_1 + 2\text{Wi}\sigma}{\text{Wi}\delta_1\sqrt{\Delta}}$	$\frac{\mathbb{T}(t, \text{Wi})}{\tau(\text{Wi})}$	$\frac{\tau + \text{Wi}(2\delta_1 \mp \tau)}{\text{Wi}\tau\sqrt{\Delta}}$	$\frac{\bar{\eta}_2^+(r, \text{Wi})}{\bar{\eta}_2(\text{Wi})}$	$\frac{\tau + \text{Wi}(2\delta_1 + 4\tau - \delta_1\tau)}{2\text{Wi}\delta_2\sqrt{\Delta}}$
				$\frac{\mathbb{T}(r, \text{Wi})}{\tau(\text{Wi})}$	$\frac{\tau + 2\text{Wi}\delta_1}{\text{Wi}\tau\sqrt{\Delta}}$

### A. Start-up of steady shear flow

The normalized stress growth functions related to start-up of steady shear flow are described by form  $\mathfrak{T}$ ; the exact analytical solutions are shown in Fig. 3. Both functions undergo quasi-periodic, exponentially damped oscillations while approaching unity.

The impact of  $\text{Wi}$  on these material functions is also seen in Fig. 3. At sufficiently high Weissenberg numbers, the stress overshoots become visible. As  $\text{Wi}$  increases, these overshoots are

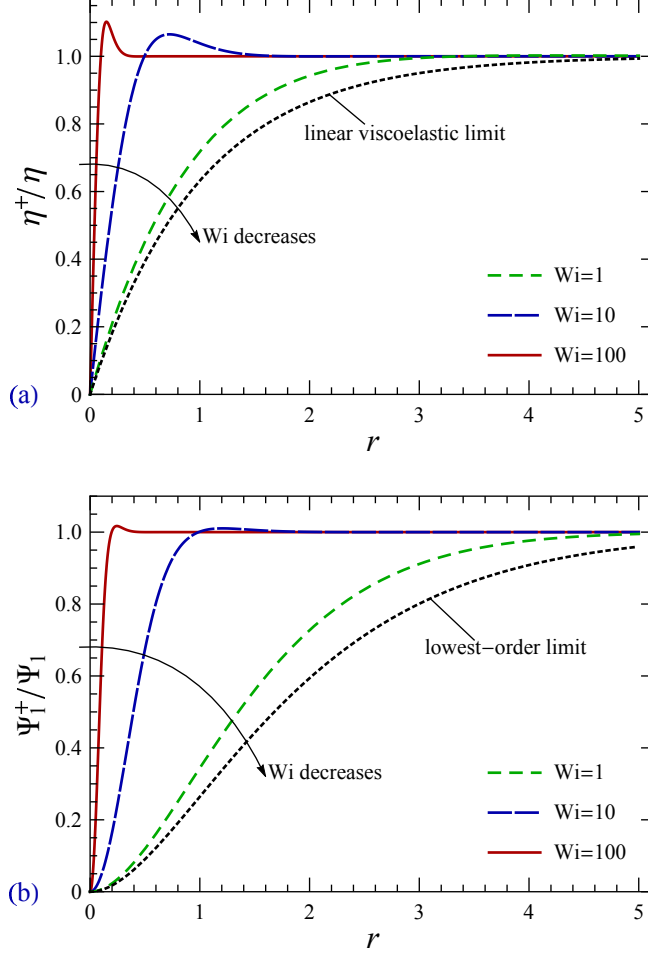


FIG. 3. The normalized shear stress growth function [ $\eta^+(r, Wi)/\eta(Wi)$ , (a)] and first normal stress difference growth function [ $\Psi_1^+(r, Wi)/\Psi_1(Wi)$ , (b)] at start-up of steady shear flow (exact analytical solutions for the SLPTT model) as functions of the dimensionless time,  $r = t/\lambda$ , at different Weissenberg numbers. The dotted curves show the limiting case  $Wi \rightarrow 0$ .

shifted towards earlier times and become more pronounced. At any fixed  $Wi$ , the relative magnitude of the shear stress overshoot is always larger than that of the first normal stress difference overshoot. Finally, the steady-flow regime is approached faster at higher  $Wi$ , with the shear stress stabilizing faster than the first normal stress difference.

In the following, we shall discuss some properties of the stress growth material functions obtained using the exact analytical solution.

First, all solutions are oscillatory, the only exception being the limiting case,  $Wi \rightarrow 0$ . However, the oscillations are not always easy to observe because of the exponential damping [see, e.g., Figs.

3(a) and 3(b) at  $Wi = 1$ ]. In fact, only the first maximum (overshoot) is well pronounced.

Second, both material functions take their steady-flow values (unity) periodically. As seen from form  $\mathfrak{T}$  (Table VI), it occurs when  $\tan \omega r = -1/a$ . This leads to

$$\frac{\eta^+}{\eta} = 1 \quad \text{at} \quad r_k = \frac{1}{\omega} \arctan \frac{\sqrt{\Delta}}{\delta_1} + (k-1) \frac{\pi}{\omega}, \quad (77)$$

$$\frac{\Psi_1^+}{\Psi_1} = 1 \quad \text{at} \quad r_k = -\frac{1}{\omega} \arctan \frac{Wi \delta_1 \sqrt{\Delta}}{\delta_1 + 2Wi\sigma} + k \frac{\pi}{\omega}, \quad (78)$$

$k$  being a natural number. Thus, the corresponding "periods",  $\Delta r$ , of  $\eta^+$  and  $\Psi_1^+$  are identical and equal  $\pi/\omega$ . Furthermore, let  $r_1$  be the time point when a normalized stress growth function reaches unity for the first time. It is seen from Eq. (77) that for  $\eta^+$ ,  $0 < r_1 < \pi/2\omega$ . This is always smaller than  $r_1$  for  $\Psi_1^+$ , for which  $\pi/2\omega < r_1 < \pi/\omega$  [see Eq. (78)]; therefore,  $\eta^+/\eta$  increases faster than  $\Psi_1^+/\Psi_1$  at fixed  $Wi$ . This can be seen from comparison of Fig. 3(a) to Fig. 3(b).

In contrast, the maxima and minima of the stress growth functions do not occur periodically. Their positions are defined by transcendental equations (not solvable analytically) containing exponential and trigonometric functions. This can be seen by taking the time derivative of form  $\mathfrak{T}$  and setting it equal to zero.

Third, in the limit  $Wi \rightarrow 0$ , the analytical expressions for  $\eta^+$  and  $\Psi_1^+$  reduce to

$$\eta^+ \sim \eta_0(1 - e^{-r}), \quad (79)$$

$$\Psi_1^+ \sim 2\eta_0\lambda[1 - (1+r)e^{-r}]. \quad (80)$$

In this limiting case [see the dotted lines in Figs. 3(a) and 3(b)], the solutions are not oscillatory. Equation (79) is recognized as the so-called linear viscoelastic limit; this response, as might be expected, is identical to that of the Maxwell model.<sup>3</sup>

Finally, in the limit  $Wi \rightarrow \infty$ , form  $\mathfrak{T}$  yields

$$\frac{\eta^+}{\eta} \sim 1 - \frac{3 \cos w - \sqrt{3} \sin w}{e^{\sqrt{3}w} + 2 \cos w}, \quad (81)$$

$$\frac{\Psi_1^+}{\Psi_1} \sim 1 - \frac{3 \cos w + \sqrt{3} \sin w}{e^{\sqrt{3}w} + 2 \cos w}, \quad (82)$$

where

$$w = \sqrt[3]{\frac{3\sqrt{3}\varepsilon}{4} Wi^{2/3} r}. \quad (83)$$

Having taken the derivatives of the right-hand sides of Eqs. (81) and (82) and set them equal to zero, one can find the smallest positive roots of the resulting transcendental equations numerically,

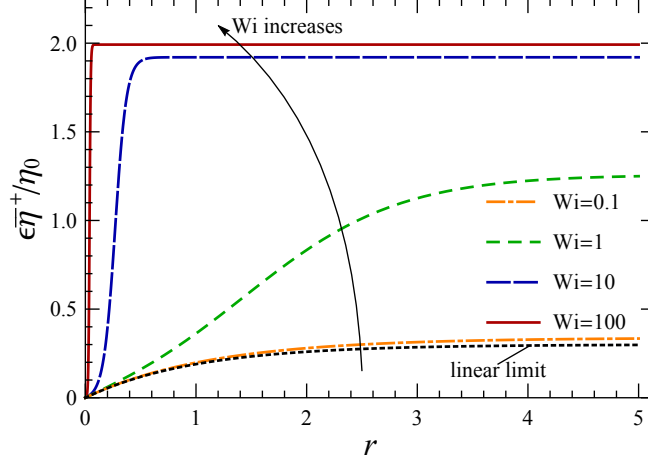


FIG. 4. The normal stress difference growth function  $[\bar{\eta}^+(r, Wi)]$  at start-up of steady uniaxial extensional flow (exact analytical solution for the SLPTT model) plotted against the dimensionless time,  $r = t/\lambda$ , at different Weissenberg numbers. The material function is scaled using a constant factor of  $\epsilon/\eta_0$  for visual purposes. The dotted line shows the limit  $Wi \rightarrow 0$ .

e.g., using Newton's method. Then, it can be shown that

$$\max(\eta^+/\eta) \approx 1.114 \text{ at } r \approx 1.468\epsilon^{-1/3}Wi^{-2/3}, \quad (84)$$

$$\max(\Psi_1^+/\Psi_1) \approx 1.019 \text{ at } r \approx 2.394\epsilon^{-1/3}Wi^{-2/3}. \quad (85)$$

This provides the asymptotic expressions for the positions of the first overshoots at high Weissenberg numbers. In addition, Eqs. (84) and (85) set upper theoretical limits on the relative magnitudes of the stress overshoots; remarkably, these limits depend neither on  $Wi$  nor on the model parameters.

## B. Start-up of steady uniaxial, biaxial, and planar extensional flows

The normalized stress growth functions related to start-up of steady extensional flows are described by form  $\xi$ ; the exact analytical results are shown in Figs. 4 and 5 (uniaxial and biaxial extension, respectively; the results for planar extension are qualitatively similar to those for uniaxial extension). The stress growth functions approach their steady-flow values monotonically; oscillations, and therefore overshoots, are not present.

The functions  $\bar{\eta}^+$ ,  $\bar{\eta}_1^+$ , and  $\bar{\eta}_2^+$  are affected by the Weissenberg number in the same way: the shape of the curves changes gradually from smoother to more abrupt and step-like as  $Wi$  increases,

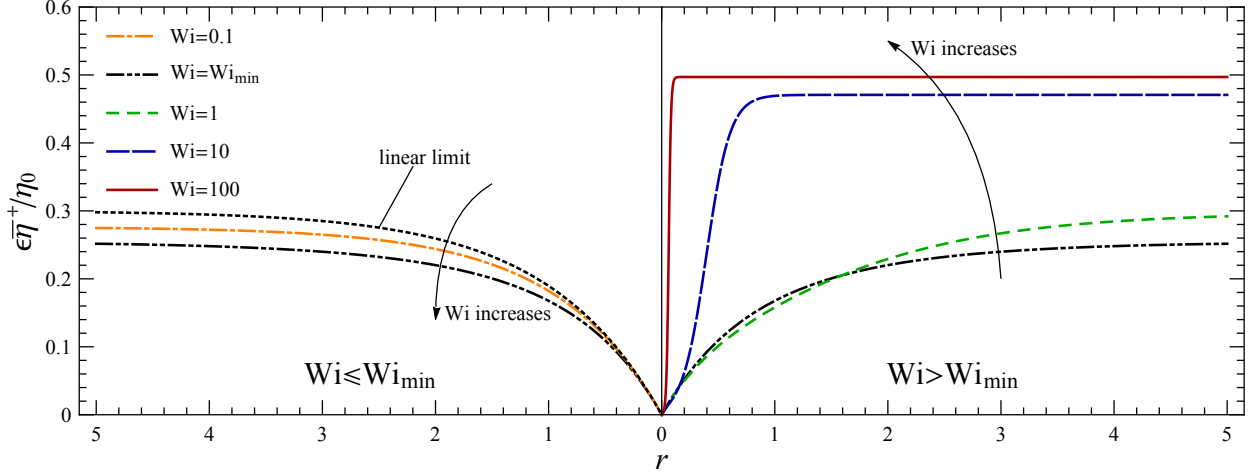


FIG. 5. The normal stress difference growth function  $[\bar{\eta}^+(r, Wi)]$  at start-up of steady biaxial extensional flow (exact analytical solution for the SLPTT model) plotted against the dimensionless time,  $r = t/\lambda$ , at different Weissenberg numbers. The change in behavior observed at  $Wi = Wi_{min}$  [see Eq. (57)] is due to the minimum in the extensional viscosity; to illustrate this change, the graph is divided into two parts,  $Wi \leq Wi_{min}$  (left) and  $Wi \geq Wi_{min}$  (right). The material function is scaled using a constant factor of  $\epsilon/\eta_0$  for visual purposes. The dotted line shows the limit  $Wi \rightarrow 0$ .

the steady state being reached faster at higher  $Wi$ .

At  $Wi \rightarrow 0$ , the expressions for the stress growth functions reduce to

$$\bar{\eta}^+ \sim 3\eta_0(1 - e^{-r}), \quad (86)$$

$$\bar{\eta}_1^+ \sim 4\eta_0(1 - e^{-r}), \quad (87)$$

$$\bar{\eta}_2^+ \sim 2\eta_0(1 - e^{-r}), \quad (88)$$

the form of  $\bar{\eta}^+$  for uni- and biaxial extension being the same in this limit.

At  $Wi \rightarrow \infty$ ,

$$\bar{\eta}^+ \sim \bar{\eta}_1^+ \sim \bar{\eta}_2^+ \sim \frac{2\eta_0}{\epsilon} \left[ 1 - \left( 1 + \frac{\epsilon e^{2Wir}}{2Wi} \right)^{-1} \right] \quad (89)$$

for start-up of steady uniaxial and planar extensional flows, while

$$\bar{\eta}^+ \sim \frac{\eta_0}{2\epsilon} \left[ 1 - \left( 1 + \frac{2\epsilon e^{Wir}}{Wi} \right)^{-1} \right] \quad (90)$$

for start-up of steady biaxial extensional flow.

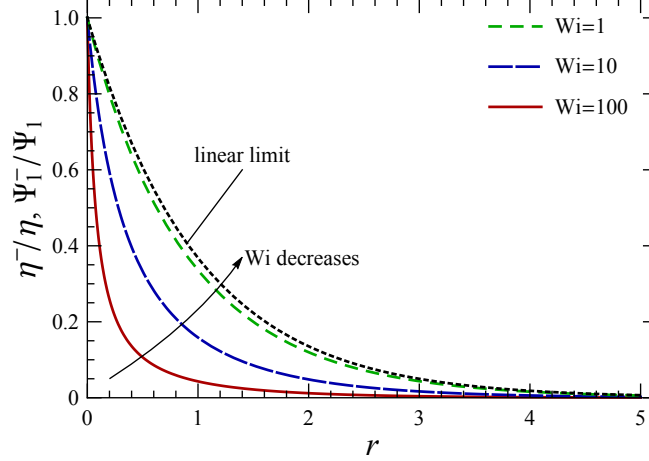


FIG. 6. The normalized stress relaxation functions at cessation of steady shear flow (exact analytical solution for the SLPTT model) plotted against the dimensionless time,  $r = t/\lambda$ , at different Weissenberg numbers. The dotted line shows the linear limit,  $Wi \rightarrow 0$ .

### C. Cessation of steady shear and extensional flows

The normalized stress relaxation functions related to cessation of steady shear and extensional flows are described by form  $\mathfrak{E}$ ; the exact analytical results for shear flow (the results for extensional flows are qualitatively similar) are shown in Fig. 6. The stress relaxation functions decrease, approaching zero monotonically; at late times, they decay exponentially.

It is also seen that the normalized stress relaxation functions decrease faster at higher Weissenberg numbers. In the limit  $Wi \rightarrow 0$ ,

$$\frac{\eta^-}{\eta} \sim \frac{\Psi_1^-}{\Psi_1} \sim \frac{\bar{\eta}^-}{\bar{\eta}} \sim \frac{\bar{\eta}_{1,2}^-}{\bar{\eta}_{1,2}} \sim e^{-r}. \quad (91)$$

For  $\eta^-/\eta$ , this result is identical to the "linear viscoelastic response" of the Maxwell model.<sup>1</sup>

## VII. GENERALIZATION TO MULTIPLE MODES

The exact analytical solutions discussed so far were obtained for a single-mode SLPTT model. At the same time, the multimode versions of the PTT models are often used in applications. For the SLPTT model with  $M$  modes, the stress tensor is the sum of contributions from different modes,

$$\boldsymbol{\tau} = \sum_{m=1}^M \boldsymbol{\tau}^{(m)}, \quad (92)$$

where each of the contributions,  $\tau^{(m)}$ , obeys the constitutive equation (3) but is characterized by its unique zero-shear-rate viscosity,  $\eta_0^{(m)}$ , and time constant,  $\lambda_m$ .

The results for the single-mode SLPTT model are easily generalized to the case of multiple modes using Eq. (92), the relations between the material functions and the dimensionless variables (Table V), and the exact analytical solutions obtained in this work. For example, for the non-Newtonian viscosity,  $\eta(\dot{\gamma})$ , one obtains

$$\eta(\dot{\gamma}) = -\frac{1}{\dot{\gamma}} \sum_{m=1}^M \tau_{12}^{(m)}(\dot{\gamma}) = \frac{1}{\varepsilon} \sum_{m=1}^M \eta_0^{(m)} \sigma(\lambda_m \dot{\gamma}), \quad (93)$$

while the shear stress growth function,  $\eta^+(t, \dot{\gamma}_0)$ , is

$$\eta^+(t, \dot{\gamma}_0) = -\frac{1}{\dot{\gamma}_0} \sum_{m=1}^M \tau_{12}^{(m)}(t, \dot{\gamma}_0) = \frac{1}{\varepsilon} \sum_{m=1}^M \sigma(\lambda_m \dot{\gamma}_0) \mathfrak{T} \left( \frac{t}{\lambda_m}, \lambda_m \dot{\gamma}_0 \right). \quad (94)$$

The exact expressions for other steady and transient material functions considered in this work can be obtained in the same way.

## VIII. CONCLUSIONS

In this work, we have obtained and investigated the exact analytical solutions for start-up, cessation and steady flow regimes of shear flow and of uniaxial, biaxial, and planar extensional flows having used the single-mode and multimode versions of the SLPTT fluid model.

Our most important result is the expressions for the start-up material functions (forms  $\mathfrak{T}$  and  $\mathfrak{S}$  in Table VI and the functions in these forms given in Tables VII and VIII), for which we have solved systems of coupled nonlinear differential equations. To our knowledge, we report the first (since Giesekus<sup>23</sup>) exact result for the stress growth functions obtained for a physics-based non-Newtonian fluid model that is nonlinear in the stress-tensor components.

The expressions for the normalized stress relaxation functions (form  $\mathfrak{E}$  in Table VI) are much simpler to obtain; we find it surprising that they have been overlooked for many years.

Our analytical results for steady flows [Eqs. (32) and (30) for shear flow, Eqs. (47) and (44) for uni- and biaxial extensional flows, and Eqs. (66), (63) and (62) for planar extensional flow along with Table V] not only fill the existing gaps (mainly related to extensional flows) but also are significantly simpler than any of their available analogs we are aware of.

Notably, only basic knowledge of calculus and differential equations is required for understanding the mathematical methods we have used in this work. Therefore, we believe that our results

are not only of scientific but also of pedagogical interest; this paper can be used when teaching theoretical rheology and non-Newtonian fluid mechanics to the students.

## ACKNOWLEDGMENTS

This research has been funded by VISTA—a basic research program in collaboration between The Norwegian Academy of Science and Letters and Equinor. D.S. is thankful to Tamara Shogina for suggestions on improvement of this paper.

## AVAILABILITY OF DATA

Data sharing is not applicable to this article as no new data were created or analyzed in this study.

## Appendix A: Bijective properties of certain functions

### 1. $Wi(\sigma)$ in steady shear flow

Differentiating Eq. (31) with respect to  $\sigma$  (taking into account that  $\sigma > 0$ ) yields

$$\frac{dWi}{d\sigma} = \frac{\varepsilon(2\sigma - 3\varepsilon)}{2\sqrt{2\varepsilon(\varepsilon - \sigma)}\sigma^5}, \quad (\text{A1})$$

which is obviously negative at  $0 < \sigma < \varepsilon$ ; therefore, function  $Wi(\sigma)$  defined by Eq. (31) is monotonically decreasing on its domain and thus bijective.

### 2. $Wi(\tau)$ in steady uni- and biaxial extensional flows

Taking the derivative of Eq. (47) with respect to  $\tau$  yields

$$\frac{dWi}{d\tau} = \frac{4 [3\varepsilon(6\varepsilon \pm \tau) + (3\varepsilon + \tau^2)Y]}{Y [Y + (6\varepsilon \pm \tau - 2\tau^2)]^2}, \quad (\text{A2})$$

where

$$Y = \sqrt{36\varepsilon^2 \pm 12\varepsilon\tau + (9 - 24\varepsilon)\tau^2}. \quad (\text{A3})$$

For uniaxial extension, the upper signs in Eq. (A2) are chosen. Then, both the numerator and the denominator are clearly positive; hence,  $W_i(\tau)$  is a monotonically increasing function and defines a bijection.

For biaxial extension [lower signs in Eq. (A2)], the "quick look" method is not applicable. Instead, we shall obtain the conditions at which  $dW_i/d\tau = 0$  and show that these conditions cannot be fulfilled at allowed values of  $\tau$  and  $\varepsilon$ . This will prove that  $W_i(\tau)$  is a monotonic function on its domain and thus defines a bijection.

Setting the numerator of Eq. (A2) with the lower signs equal to zero and solving the resulting equation for  $\varepsilon$  lead to

$$\varepsilon^{(\pm)} = \frac{\tau^2 \left[ 9 - 2\tau(1 + 2\tau) \pm (1 + 2\tau)\sqrt{9 + 4\tau^2} \right]}{12(-2 + 2\tau + 3\tau^2)},$$

$$0 \leq \tau < 1. \quad (\text{A4})$$

In the following, we shall demonstrate that  $\varepsilon^{(-)}$  is non-positive [case (a)], while  $\varepsilon^{(+)}$  is either non-positive [case (b)] or exceeds  $1/4$  [case (c)]. Since none of these requirements can be met (recall that  $0 < \varepsilon < 1/4$ ), this will complete the proof.

**Case (a).** One multiplies the numerator—with the negative sign chosen—and the denominator of Eq. (A4) by the positive factor  $9 - 2\tau(1 + 2\tau) + (1 + 2\tau)\sqrt{9 + 4\tau^2}$ . After trivial algebraic manipulations, this yields

$$\varepsilon^{(-)} = -\frac{3\tau^2}{9 - 2\tau(1 + 2\tau) + (1 + 2\tau)\sqrt{9 + 4\tau^2}}, \quad (\text{A5})$$

which is clearly non-positive at  $0 \leq \tau < 1$ .

**Case (b).** One rewrites the expression in the numerator of Eq. (A4), with the positive sign chosen,

$$9 - 2\tau(1 + 2\tau) + (1 + 2\tau)\sqrt{9 + 4\tau^2} = 9 + (1 + 2\tau)(\sqrt{9 + 4\tau^2} - 2\tau), \quad (\text{A6})$$

which shows that the numerator is non-negative at  $0 \leq \tau < 1$ . At the same time, the denominator changes its sign from negative to positive at  $\tau = \tau^* = (\sqrt{7} - 1)/3$ . Therefore,  $\varepsilon^{(+)}$  is non-positive when  $0 \leq \tau < \tau^*$ .

**Case (c).** As shown in case (b),  $\varepsilon^{(+)}$  is positive at  $\tau^* < \tau < 1$ . However,

$$\varepsilon^{(+)} - \frac{1}{4} = \frac{6(1 - \tau) + \tau^2(1 + 2\tau)(\sqrt{9 + 4\tau^2} - 2\tau)}{12(-2 + 2\tau + 3\tau^2)}, \quad (\text{A7})$$

which is also clearly positive; therefore,  $\varepsilon^{(+)} > 1/4$  at  $\tau^* < \tau < 1$ . This completes the last step of the proof.

### 3. $Wi(\tau)$ in steady planar extensional flow

Having differentiated Eq. (66) with respect to  $\tau$ , one arrives after rearrangements at

$$\frac{dWi}{d\tau} = \frac{8\varepsilon^2 + (4\varepsilon + \tau^2)Y}{Y(4\varepsilon - \tau^2 + Y)^2}, \quad (\text{A8})$$

where

$$Y = \sqrt{4\varepsilon^2 + (1 - 2\varepsilon)\tau^2}. \quad (\text{A9})$$

It is seen that  $dWi/d\tau > 0$ ; thus, Eq. (66) specifies a monotonically increasing function and, therefore, defines a bijection.

## Appendix B: Shapes of the extensional viscosity curves in steady flows

### 1. Monotonicity of the uniaxial extensional viscosity and existence of minimum in the biaxial extensional viscosity

One starts with using Eq. (47) to eliminate  $Wi$  from Eq. (44). The resulting equation is then differentiated with respect to  $\tau$ , which leads to

$$\frac{d\delta_1}{d\tau} = \frac{3(3 - 8\varepsilon)\tau \pm (Y + 6\varepsilon)}{4Y}, \quad (\text{B1})$$

where

$$Y = \sqrt{3[(\tau \pm 2\varepsilon)^2 + 2\tau^2(1 - 4\varepsilon) + 8\varepsilon^2]} > 0. \quad (\text{B2})$$

For uniaxial extension [upper signs in Eqs. (B1) and (B2)],  $d\delta_1/d\tau$  is clearly positive (recall that  $0 \leq \tau < 2$  and  $0 < \varepsilon < 1/4$ ). For biaxial extension [lower signs in Eqs. (B1) and (B2)], the sign of  $d\delta_1/d\tau$  depends on the numerator of the right-hand side of Eq. (B1). The latter changes its sign from negative to positive at

$$\tau = \frac{4\varepsilon}{3 - 8\varepsilon}, \quad (\text{B3})$$

which belongs to the interval  $[0, 1)$  provided that  $\varepsilon < 1/4$ .

Having applied the chain rule to  $\delta_1$ , one writes

$$\frac{d\delta_1}{dWi} = \frac{d\delta_1}{d\tau} \frac{d\tau}{dWi}. \quad (\text{B4})$$

Since  $d\tau/dWi > 0$ , the sign of  $d\delta_1/dWi$  is identical to that of  $d\delta_1/d\tau$ . Therefore,  $\delta_1(Wi)$ , and hence the extensional viscosity, is increasing monotonically in uniaxial extensional flow; while for biaxial extensional flow, it goes through a minimum point. Substituting Eq. (B3) into Eqs. (47) with lower signs chosen and (44), one obtains Eqs. (57) and (56), respectively.

## 2. Monotonicity of the planar extensional viscosities

Eliminating  $Wi$  from Eq. (63) using Eq. (65), differentiating the result with respect to  $\tau$ , and rearranging, one obtains

$$\frac{d\delta_1}{d\tau} = \frac{(1-2\varepsilon)\tau}{\sqrt{4\varepsilon^2 + (1-2\varepsilon)\tau^2}}, \quad (\text{B5})$$

which is clearly non-negative. Having applied the chain rule to  $\delta_1$ , as in Appendix B 1, one demonstrates the non-negativity of  $d\delta_1/dWi$ . Then, one shows that  $d\delta_2/dWi \geq 0$  by differentiating Eq. (62) with respect to  $Wi$ . Therefore, both planar extensional viscosities are increasing monotonically with  $Wi$ .

## Appendix C: Derivation of the main results

### 1. Start-up of steady shear flow (trigonometric form $\mathfrak{T}$ )

To solve Eqs. (10) and (11), one introduces the new variables,  $\hat{N}_1$  and  $\hat{S}$ , which are the deviations of  $N_1$  and  $S$ , respectively, from their steady-flow values,

$$\hat{N}_1 = \delta_1 - N_1, \quad (\text{C1})$$

$$\hat{S} = \sigma - S. \quad (\text{C2})$$

After this substitution, Eqs. (10) and (11) become, respectively,

$$\hat{N}'_1 = -(1 + 2Wi\delta_1)\hat{N}_1 + 2Wi\hat{S} + Wi\hat{N}_1^2, \quad (\text{C3})$$

$$\hat{S}' = -(1 + Wi\delta_1)\hat{S} - Wi\sigma\hat{N}_1 + Wi\hat{N}_1\hat{S}, \quad (\text{C4})$$

with the initial conditions  $\hat{N}_1(0) = \delta_1$  and  $\hat{S}(0) = \sigma$ . Subtracting Eq. (C4) multiplied by  $\hat{N}_1$  from Eq. (C3) multiplied by  $\hat{S}$ , dividing the result by  $\hat{S}^2$ , and introducing  $V(r) = \hat{N}_1/\hat{S}$  yield

$$V' = 2Wi - Wi\delta_1 V + Wi\sigma V^2, \quad (\text{C5})$$

with  $V(0) = \delta_1/\sigma$ . This is a Riccati differential equation, which can be solved by standard analytical methods.<sup>41</sup> The solution of Eq. (C5) can be written as

$$V(r) = \frac{1}{2\sigma} \left( \delta_1 + \sqrt{\Delta} \frac{\sin \omega r + \frac{\delta_1}{\sqrt{\Delta}} \cos \omega r}{\cos \omega r - \frac{\delta_1}{\sqrt{\Delta}} \sin \omega r} \right), \quad (\text{C6})$$

where  $\Delta = -\delta_1^2 + 8\sigma$  (see column I of Table VII) and  $\omega = \text{Wi}\sqrt{\Delta}/2$ . It should be noted that  $\Delta > 0$ , meaning that all functions appearing in Eq. (C6) are real-valued. The positivity of  $\Delta$  can be shown by the following transformations:

$$\Delta = -\delta_1^2 + 8\sigma = -\frac{4}{\varepsilon^2}\text{Wi}^2\sigma^4 + 8\sigma = -\frac{2}{\varepsilon}(\varepsilon - \sigma)\sigma + 8\sigma = 2\sigma\left(3 + \frac{\sigma}{\varepsilon}\right) > 0, \quad (\text{C7})$$

where Eqs. (30) and (31) were used subsequently.

Then, the relation between  $\hat{\mathbb{N}}_1$  and  $\hat{\mathbb{S}}$ ,

$$\hat{\mathbb{N}}_1 = V(r)\hat{\mathbb{S}}, \quad (\text{C8})$$

is used to eliminate  $\hat{\mathbb{N}}_1$  from Eq. (C4); this leads to

$$\hat{\mathbb{S}}' = -[1 + \text{Wi}\delta_1 + \text{Wi}\sigma V(r)]\hat{\mathbb{S}} + \text{Wi}V(r)\hat{\mathbb{S}}^2, \quad (\text{C9})$$

with  $\hat{\mathbb{S}}(0) = \sigma$  and  $V(r)$  given by Eq. (C6). Equation (C9) is a Bernoulli differential equation; having solved it using the standard analytical methods,<sup>41</sup> one obtains

$$\hat{\mathbb{S}} = \frac{\sigma K \left( \cos \omega r - \frac{\delta_1}{\sqrt{\Delta}} \sin \omega r \right)}{C e^{\Omega r} + \text{Wi}(A \cos \omega r + B \sin \omega r)}, \quad (\text{C10})$$

where  $\Omega$ ,  $K$ ,  $C$ ,  $A$ , and  $B$  are given in column I of Table VII. Finally, substituting Eqs. (C6) and (C10) into Eq. (C8) and performing the multiplication, one arrives at

$$\hat{\mathbb{N}}_1 = \frac{\delta_1 K \left( \cos \omega r + \frac{\delta_1 + 2\text{Wi}\sigma}{\text{Wi}\delta_1\sqrt{\Delta}} \sin \omega r \right)}{C e^{\Omega r} + \text{Wi}(A \cos \omega r + B \sin \omega r)}. \quad (\text{C11})$$

It is seen that Eqs. (C10) and (C11) are of very similar form, the main difference being the coefficient in front of  $\sin \omega r$  in the numerator. This coefficient is denoted by  $a$ ; the expressions specifying  $a$  corresponding to different material functions are found in Table VIII.

Reverting to the original variables,  $(\mathbb{S}, \mathbb{N}_1)$ , and then expressing the normalized material functions, as described in Table V, one obtains the main result for start-up of steady shear flow: the trigonometric form ( $\mathfrak{S}$ ) presented in Table VI.

## 2. Start-up of steady extensional flows (hyperbolic form $\mathfrak{S}$ )

Derivation of the main result for start-up of steady uniaxial, biaxial, and planar extensional flows is similar to that for start-up of steady shear flow and goes through the the same steps; therefore, only the key points of the derivation shall be given here.

The new variables,  $(\hat{\mathbb{T}}, \hat{\mathbb{N}}_1)$ , are introduced as the deviations of the old variables,  $(\mathbb{T}, \mathbb{N}_1)$ , from their steady-flow values,

$$\hat{\mathbb{T}} = \tau - \mathbb{T}, \quad (\text{C12})$$

$$\hat{\mathbb{N}}_1 = \delta_1 - \mathbb{N}_1. \quad (\text{C13})$$

With this, Eqs. (12) and (13) become

$$\hat{\mathbb{T}}' = -(1 + \text{Wi}\tau)\hat{\mathbb{T}} - \text{Wi}\tau\hat{\mathbb{T}} + 2\text{Wi}\hat{\mathbb{N}}_1 + \text{Wi}\hat{\mathbb{T}}^2, \quad (\text{C14})$$

$$\hat{\mathbb{N}}_1' = -(1 + \text{Wi}\tau)\hat{\mathbb{N}}_1 - \text{Wi}\delta_1\hat{\mathbb{T}} + \text{Wi}(\hat{\mathbb{T}} \pm \hat{\mathbb{N}}_1) + \text{Wi}\hat{\mathbb{T}}\hat{\mathbb{N}}_1, \quad (\text{C15})$$

respectively, while Eqs. (14) and (15) become

$$\hat{\mathbb{T}}' = -(1 + \text{Wi}\tau)\hat{\mathbb{T}} - \text{Wi}\tau\hat{\mathbb{T}} + 2\text{Wi}\hat{\mathbb{N}}_1 + \text{Wi}\hat{\mathbb{T}}^2, \quad (\text{C16})$$

$$\hat{\mathbb{N}}_1' = -(1 + \text{Wi}\tau)\hat{\mathbb{N}}_1 - \text{Wi}\delta_1\hat{\mathbb{T}} + 2\text{Wi}\hat{\mathbb{T}} + \text{Wi}\hat{\mathbb{T}}\hat{\mathbb{N}}_1, \quad (\text{C17})$$

respectively, the initial conditions being  $\hat{\mathbb{T}}(0) = \tau$ ,  $\hat{\mathbb{N}}_1(0) = 0$  in both cases. Then, a new variable,  $V(r)$ , is defined by

$$\hat{\mathbb{T}} = V(r)\hat{\mathbb{N}}_1, \quad (\text{C18})$$

and a Riccati equation for  $V$  is constructed, as shown in Appendix C 1. For start-up of uni- and biaxial extensional flows, this equation is

$$V' = 2\text{Wi} - \text{Wi}(\tau \pm 1)V + \text{Wi}(\delta_1 - 1)V^2, \quad (\text{C19})$$

while for start-up of planar extensional flow,

$$V' = 2\text{Wi} - \text{Wi}\tau V + \text{Wi}(\delta_1 - 2)V^2, \quad (\text{C20})$$

with  $V(0) = \tau/\delta_1$  in both cases.

The solution of Eq. (C19) is

$$V = \frac{1}{2(\delta_1 - 1)} \left( \tau \pm 1 - \sqrt{\Delta} \frac{\sinh \omega r + \frac{\pm \delta_1 + 2\tau - \delta_1 \tau}{\delta_1 \sqrt{\Delta}} \cosh \omega r}{\cosh \omega r + \frac{\pm \delta_1 + 2\tau - \delta_1 \tau}{\delta_1 \sqrt{\Delta}} \sinh \omega r} \right), \quad (\text{C21})$$

with  $\Delta = 9 - 8\delta_1 \pm 2\tau + \tau^2 > 0$  (see column II of Table VII), while the solution of Eq. (C20) is

$$V = \frac{1}{2(\delta_1 - 2)} \left( \tau - \sqrt{\Delta} \frac{\sinh \omega r + \frac{(4 - \delta_1)\tau}{\delta_1 \sqrt{\Delta}} \cosh \omega r}{\cosh \omega r + \frac{(4 - \delta_1)\tau}{\delta_1 \sqrt{\Delta}} \sinh \omega r} \right), \quad (\text{C22})$$

with  $\Delta = 16 - 8\delta_1 + \tau^2 > 0$  (see column III of Table VII). In both cases,  $\omega = Wi_1\sqrt{\Delta}/2$ .

These solutions, together with Eq. (C18), are used to eliminate  $\hat{T}$  from Eqs. (C15) and (C17), respectively. The resulting Bernoulli equations are solved, yielding  $\hat{N}_1$ . Then,  $\hat{T}$  is found from Eq. (C18). Finally, for the planar extension case,  $\mathbb{N}_2$  is obtained using Eq. (16) after reverting to the non-hatted variables. Calculating the normalized material functions according to Table V leads to the hyperbolic form  $\mathfrak{H}$  presented in Table VI.

### 3. Cessation of steady shear and extensional flows (exponential form $\mathfrak{E}$ )

The derivation of the exact analytical solutions for the cessation case is trivial compared to the start-up case. Separating the variables in Eq. (24) leads to

$$\frac{d(1 + Wi\mathbb{X})}{1 + Wi\mathbb{X}} - \frac{d\mathbb{X}}{\mathbb{X}} = dr. \quad (\text{C23})$$

Integrating this with the initial condition  $\mathbb{X}(0) = \chi$  yields

$$\mathbb{X} = \frac{\chi}{(1 + Wi\chi)e^r - Wi\chi}. \quad (\text{C24})$$

Combining this with Eqs. (22) and (23), one obtains the exponential form  $\mathfrak{E}$  presented in Table VI.

## REFERENCES

- <sup>1</sup>R. B. Bird, R. Armstrong, and O. Hassager, *Dynamics of Polymeric Liquids. Vol. 1. Fluid Mechanics* (John Wiley & Sons, Inc., Hoboken, NJ, 1987).
- <sup>2</sup>T. G. Mezger, *The Rheology Handbook, 4th ed* (Vincentz Network GmbH, Hannover, Germany, 2014).
- <sup>3</sup>R. B. Bird, C. F. Curtiss, R. C. Armstrong, and O. Hassager, *Dynamics of Polymeric Liquids. Vol. 2. Kinetic Theory* (John Wiley & Sons, Inc., Hoboken, NJ, 1987).
- <sup>4</sup>C. Saengow, A. J. Giacomin, and C. Kolitawong, “Exact analytical solution for large-amplitude oscillatory shear flow,” *Macromol. Theory Simul.* **24**, 352–392 (2015).
- <sup>5</sup>C. Saengow, A. J. Giacomin, N. Khalaf, and M. Guay, “Simple accurate expressions for shear stress in large-amplitude oscillatory shear flow,” *Nihon Reoroji Gakk.* **45**, 251–260 (2017).

- <sup>6</sup>C. Saengow, A. J. Giacomin, and C. Kolutawong, “Exact analytical solution for large-amplitude oscillatory shear flow from Oldroyd 8-constant framework: Shear stress,” *Phys. Fluids* **29**, 043101 (2017).
- <sup>7</sup>C. Saengow and A. J. Giacomin, “Normal stress differences from Oldroyd 8-constant framework: Exact analytical solution for large-amplitude oscillatory shear flow,” *Phys. Fluids* **29**, 121601 (2017).
- <sup>8</sup>C. Saengow and A. J. Giacomin, “Exact solutions for oscillatory shear sweep behaviors of complex fluids from the Oldroyd 8-constant framework,” *Phys. Fluids* **30**, 030703 (2018).
- <sup>9</sup>P. Pongthong, A. J. Giacomin, C. Saengow, and C. Kolutawong, “Series expansion for shear stress in large-amplitude oscillatory shear flow from Oldroyd 8-constant framework,” *Can. J. Chem. Eng.* **97**, 1655–1675 (2019).
- <sup>10</sup>P. Pongthong, A. J. Giacomin, C. Saengow, and C. Kolutawong, “Power series for normal stress differences of polymeric liquids in large-amplitude oscillatory shear flow,” *Phys. Fluids* **31**, 033101 (2019).
- <sup>11</sup>C. Saengow, A. J. Giacomin, and A. S. Dimitrov, “Unidirectional large-amplitude oscillatory shear flow of human blood,” *Phys. Fluids* **31**, 111903 (2019).
- <sup>12</sup>C. Saengow, A. J. Giacomin, N. Grizzuti, and R. Pasquino, “Startup steady shear flow from the Oldroyd 8-constant framework,” *Phys. Fluids* **31**, 063101 (2019).
- <sup>13</sup>J. G. Oldroyd, “Non-Newtonian effects in steady motion of some idealized elastico-viscous liquids,” *Proc. Roy. Soc. A* **245**, 278–297 (1958).
- <sup>14</sup>J. G. Oldroyd, “The hydrodynamics of materials whose rheological properties are complicated,” *Rheol. Acta* **1**, 337–344 (1961).
- <sup>15</sup>R. B. Bird and J. M. Wiest, “Constitutive equations for polymeric liquids,” *Annu. Rev. Fluid Mech.* **27**, 169–193 (1995).
- <sup>16</sup>R. B. Bird, P. J. Dotson, and N. L. Johnson, “Polymer solution rheology based on a finitely extensible bead-spring-chain model,” *J. Non-Newtonian Fluid Mech.* **7**, 213–235 (1980).
- <sup>17</sup>R. B. Bird and J. R. DeAguiar, “An encapsulated dumbbell model for concentrated polymer solutions and melts I. Theoretical development and constitutive equation,” *J. Non-Newtonian Fluid Mech.* **13**, 149–160 (1983).
- <sup>18</sup>M. D. Chilcott and J. M. Rallison, “Creeping flow of dilute polymer solutions past cylinders and spheres,” *J. Non-Newtonian Fluid Mech.* **29**, 381–432 (1988).

- <sup>19</sup>D. Shogin and P. A. Amundsen, “A charged finitely extensible dumbbell model: explaining rheology of dilute polyelectrolyte solutions,” *Phys. Fluids* **32** (2020).
- <sup>20</sup>N. Phan-Thien and R. I. Tanner, “A new constitutive equation derived from network theory,” *J. Non-Newtonian Fluid Mech.* **2**, 353–365 (1977).
- <sup>21</sup>N. Phan-Thien, “A nonlinear network viscoelastic model,” *J. Rheol.* **22**, 259–283 (1978).
- <sup>22</sup>L. Ferrás, M. Morgado, M. Rebelo, G. H. McKinley, and A. Afonso, “A generalised Phan-Thien-Tanner model,” *J. Non-Newtonian Fluid Mech.* **269**, 88–99 (2019).
- <sup>23</sup>H. Giesekus, “A simple constitutive equation for polymer fluids based on the concept of deformation-dependent tensorial mobility,” *J. Non-Newtonian Fluid Mech.* **11**, 69–109 (1982).
- <sup>24</sup>H. Giesekus, “Stressing behaviour in simple shear flow as predicted by a new constitutive model for polymer fluids,” *J. Non-Newtonian Fluid Mech.* **12**, 367–374 (1983).
- <sup>25</sup>W. M. H. Verbeeten, G. W. M. Peters, and F. P. T. Baaijens, “Differential constitutive equations for polymer melts: The extended Pom–Pom model,” *J. Rheol.* **45**, 823–843 (2001).
- <sup>26</sup>J. Azaiez, R. Guénette, and A. Aït-Kadi, “Numerical simulation of viscoelastic flows through a planar contraction,” *J. Non-Newtonian Fluid Mech.* **62**, 253–277 (1996).
- <sup>27</sup>P. J. Oliveira and F. T. Pinho, “Analytical solution for fully developed channel and pipe flow of Phan-Thien-Tanner fluids,” *J. Fluid Mech.* **387**, 271–280 (1999).
- <sup>28</sup>F. T. Pinho and P. J. Oliveira, “Axial annular flow of a nonlinear viscoelastic fluid – an analytical solution,” *J. Non-Newtonian Fluid Mech.* **93**, 325–337 (2000).
- <sup>29</sup>M. A. Alves, F. T. Pinho, and P. J. Oliveira, “Study of steady pipe and channel flows of a single-mode Phan-Thien–Tanner fluid,” *J. Non-Newtonian Fluid Mech.* **101**, 55–76 (2001).
- <sup>30</sup>P. J. Oliveira, “An exact solution for tube and slit flow of a FENE-P fluid,” *Acta Mechanica* **158**, 157–167 (2002).
- <sup>31</sup>D. Shogin, P. A. Amundsen, A. Hiorth, and M. V. Madland, “Rheology of polymeric flows in circular pipes, slits and capillary bundles: analytical solutions from kinetic theory,” in *IOR Norway 2017 - 19th European Symposium on Improved Oil Recovery* (2017) pp. 1–18.
- <sup>32</sup>A. M. Ribau, L. L. Ferrás, M. L. Morgado, M. Rebelo, and A. M. Afonso, “Semi-analytical solutions for the Poiseuille-Couette flow of a generalised Phan-Thien–Tanner fluid,” *Fluids* **4**, 129 (2019).
- <sup>33</sup>C. J. S. Petrie, “Some asymptotic results for planar extension,” *J. Non-Newtonian Fluid Mech.* **34**, 37–62 (1990).

- <sup>34</sup>R. I. Tanner and S. Nasserri, “Simple constitutive models for linear and branched polymers,” *J. Non-Newtonian Fluid Mech.* **116**, 1–17 (2003).
- <sup>35</sup>S.-C. Xue, N. Phan-Thien, and R. I. Tanner, “Three dimensional numerical simulations of viscoelastic flows through planar contractions,” *J. Non-Newtonian Fluid Mech.* **74**, 195–245 (1998).
- <sup>36</sup>K. Missaghi and C. J. S. Petrie, “Stretching the Phan-Thien-Tanner model: stress growth and creep,” *J. Non-Newtonian Fluid Mech.* **11**, 283–294 (1982).
- <sup>37</sup>P. J. Oliveira, P. M. Coelho, and F. T. Pinho, “The Graetz problem with viscous dissipation for FENE-P fluids,” *J. Non-Newtonian Fluid Mech.* **121**, 69–72 (2004).
- <sup>38</sup>D. O. A. Cruz, F. T. Pinho, and P. J. Oliveira, “Analytical solutions for fully developed laminar flow of some viscoelastic liquids with a Newtonian solvent contribution,” *J. Non-Newtonian Fluid Mech.* **132**, 28–35 (2005).
- <sup>39</sup>R. J. Poole, M. Davoodi, and K. Zografos, “On the similarities between the simplified Phan-Thien-Tanner (sPTT) and FENE-P models,” *Brit. Soc. Rheol., Rheol. Bulletin* **60**, 29–34 (2019).
- <sup>40</sup>C. J. S. Petrie, “Extensional viscosity: A critical discussion,” *J. Non-Newtonian Fluid Mech.* **137**, 15–23 (2006).
- <sup>41</sup>E. L. Ince, *Ordinary Differential Equations*, Dover books on mathematics (Dover Publications Inc., New York, NY, 2006).