

Line Completion Number of Grid Graph $P_n \times P_m$

Merin Sebastian¹, Joseph Varghese Kureethara^{2*}

Christ University, Bangalore, India

¹merin.sebastian@maths.christuniversity.in, ²frjoseph@christuniversity.in

Abstract

The concept of super line graphs are introduced in the year 1995 by Bagga, Beineke and Varma. Given a graph with at least r edges, the super line graph of index r , $L_r(G)$, has as its vertices the sets of r edges of G , with two adjacent if there is an edge in one set adjacent to an edge in the other set. The line completion number $lc(G)$ of a graph G is the least positive integer r for which $L_r(G)$ is a complete graph. In this paper, we find the line completion number of grid graph $P_n \times P_m$ for various cases of n and m .

1 Introduction

Line graphs have been studied for over seventy years by now. The line graph transformation is one of the most widely studied of all graph transformations. In its long history, the concept has been rediscovered several times, with different names such as derived graphs, interchange graphs, edge-to-vertex duals etc. Line graphs can also be considered as intersection graphs. Several variations and generalizations of line graphs have been proposed and studied. These include the concepts of total graphs, path graphs, and others [9].

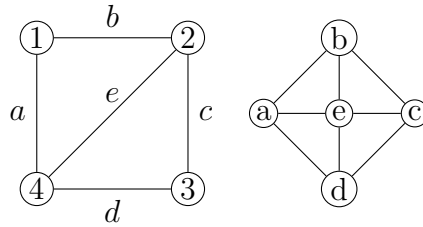


Figure 1. Diamond and its line graph

Definition 1.1. The Line Graph $L(G)$ of a graph G is defined to have as its vertices the edges of G , with two being adjacent if the corresponding edges share a vertex in G .

*Corresponding Author

In most generalizations of line graphs, the vertices of the new graph are taken to be another family of subgraphs of G , and adjacency is defined in terms of an appropriate intersection. For example, in the r -path graph $Pr(G)$ of a graph G , the vertices are the paths in G of length r , with adjacency being defined as overlapping in a path of length $r - 1$. We now see an interesting generalization of line graphs.

2 Super Line Graph

Given a graph G with at least r edges, **the super line graph (of index r)** $L_r(G)$ has as its vertices the sets of r edges of G , with two adjacent if there is an edge in one set adjacent to an edge in the other set.

Figure 3 is the super line graph of P_5 .

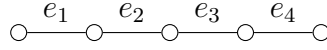


Figure 2. Path P_5

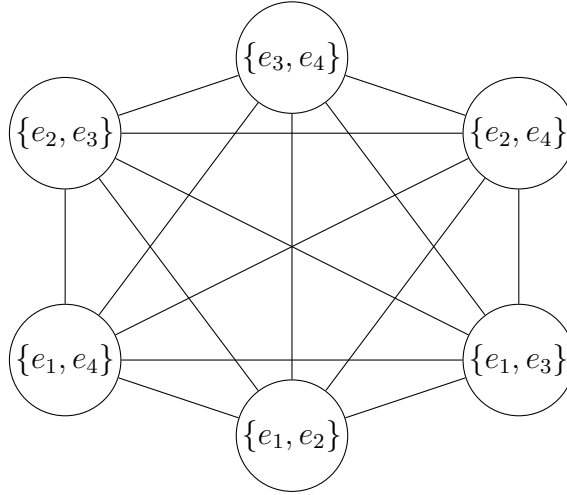


Figure 3. Super Line Graph of index 2, $L_2(P_5)$

3 Line Completion Number of a Graph

Bagga et al. introduced in [3] the concept of super line graph in 1995. Bagga, Beineke and Varma contributed mostly in the study of super line graphs. See Table 1 for a summary the literature.

Bagga et al. [4] defined the line completion number of a graph.

<i>Authors</i>	Concepts	Ref.	Year
Bagga et al.	line completion number	[4]	1995
Bagga et al.	variations and generalizations of line graphs	[8]	1998
Bagga et al.	$L_2(G)$	[5]	1999
Li et al.	path-comprehensiveness, vertex-pancyclicity	[10]	1999
Bagga et al.	independence number, pancyclicity	[6]	1999
Gutierrez and Llad	edge-residual number, dense graphs	[7]	2002
Bagga et al.	variations and generalizations of line graphs	[2]	2004
Bagga et al.	$L_r(G)$ s	[2]	2004
Bagga et al.	number theoretic problem on super line graphs	[1]	2016
Tapadia and Waphare	hypercubes	[11]	2019

Table 1. Summary of the literature on Super Line Graph

Definition 3.1. *Line completion number is the least index r for which super line graph become complete.*

One of the important properties of super line graphs is that, if $L_r(G)$ is complete, so is $L_{r+1}(G)$. Bagga et al. determined the line completion numbers for various classes of graphs, viz., complete graph, path, cycle, fan, windmill, wheel, etc. Certain graphs are also characterized with the help of line completion number. In this paper we determine the line completion number of the Grid Graph.




Figure 4. $P_n \times P_m$

4 Line Completion Number of Grid Graph

Let P_n be a path with n vertices and $n - 1$ edges and P_m be a path with m vertices and $m - 1$ edges. The grid graph $P_n \times P_m$ is the Cartesian product of P_n and P_m (See Figure 4). The grid graph has nm vertices and $n(m - 1) + m(n - 1) = 2mn - m - n$ edges. In $P_n \times P_m$, there are n number of P_m paths and m number of P_n paths. Here, vertical paths are the paths P_n and horizontal paths are the paths P_m .

The edges in the horizontal paths P_m are labelled as $e_{i,j}$ where $e_{i,j}$ represent j^{th} edge of the i^{th} P_m path and edges in the vertical paths P_n are labelled as $f_{i,j}$ where $f_{i,j}$ represent j^{th} edge in i^{th} P_n path.

Theorem 4.1. *Let P_n be a path with n vertices and P_m be a path with m vertices.*

The line completion number of grid graph $P_n \times P_m$ is

$$lc(P_n \times P_m) = \begin{cases} \frac{2mn-m-2n+2}{2}, & \text{for } n \text{ even and } m \text{ even and } n \leq m \\ \frac{2mn-m-2n+2}{2}, & \text{for } n \text{ even and } n \text{ odd and } n \leq m \\ \frac{2mn-n-2m+2}{2}, & \text{for } n \text{ odd and } m \text{ even and } n < m \\ \frac{2mn-m-2n-1}{2}, & \text{for } n \text{ odd and } m \text{ odd and } n > m \end{cases}$$

Proof. Let P_n be the path with n vertices and $n - 1$ edges and P_m be the path with m vertices and $m - 1$ edges.

To find the line completion number of $P_n \times P_m$, our aim is to find two disjoint subsets A and B of the vertex set of $P_n \times P_m$. The subgraphs induced by the two sets A and B should not adjacent in $P_n \times P_m$. Our strategy is to minimize the number of edges in the graphs induced by A and B so that $||A| - |B|| \leq 1$.

Case 1: m and n are even

Let $n \leq m$.

The grid graph $P_n \times P_m$ will have nm vertices. Since m and n are even, we can partition the vertex set of $P_n \times P_m$ into two equal parts with equal number of edges. Let A and B be two subsets of the vertex set, with cardinality $\frac{mn}{2}$. There are m , P_n -paths in $P_n \times P_m$. We partition the vertex set in such a way that we take vertices of first $\frac{m}{2}$, P_n -paths in one set, say A , and vertices in the rest of the $\frac{m}{2}$ paths in another set, say B . The subgraph induced by the set A will be the graph $P_n \times P_{\frac{m}{2}}$. Now, let C be the set of edges in the subgraph $P_n \times P_{\frac{m}{2}}$. Then, $|C| = k = \frac{2mn-m-2n}{2}$.

Similarly, let $|D|$ be the number of edges in the subgraph $P_n \times P_{\frac{m}{2}}$ induced by the set B . As m and n are even, $|D| = |C|$.

In $L_k(P_n \times P_m)$, the sets C and D are not adjacent. Hence, we should have $lc(P_n \times P_m) > k$.

Let E be the edges labelled $e_{n\frac{m}{2}}$ that belong to neither C nor D . If we add any one edge from E to either to C or to D , C and D will become adjacent. Therefore, the line completion number is $k + 1$.

That is, $lc(P_n \times P_m) = \text{number of edges in } P_n \times P_{\frac{m}{2}} + 1$.

Therefore,

$$\begin{aligned} lc(P_n \times P_m) &= \frac{2mn - m - 2n}{2} + 1 \\ \text{i.e., } &= \frac{2mn - m - 2n + 2}{2}. \end{aligned} \quad (1)$$

Hence proved.

See Example 5.1 for an illustration of this case.

We now show that the condition $n \leq m$ is strict. Suppose $n > m$. Then the equation (1) becomes

$$\begin{aligned} lc(P_n \times P_m) &= \frac{2mn - n - 2m + 2}{2} \quad (2) \\ \text{i.e., } (1) - (2) &= \frac{m - n}{2} < 0. \end{aligned}$$

Case 2: m and n are odd

Let $n \leq m$.

In this case, both m and n are odd. Therefore, $P_n \times P_m$ will have odd number of vertices. That is nm is odd. To find the line completion number of $P_n \times P_m$, we will partition the vertex set $V(P_n \times P_m)$ in such a way that we take vertices of first $\frac{m}{2}$ P_n paths from the left side in one set, say A , and vertices of the $\frac{m}{2}$ paths from right side of the graph in another set, say B . Then since m is odd there is exactly one path P_n in the middle whose vertices does not belong to set A and B . Now since n is odd we add $\lceil \frac{n}{2} \rceil$ vertices to set A and rest of the $\lfloor \frac{n}{2} \rfloor$ vertices to set B . Then obviously $|A| = |B| + 1$. Now the subgraph induced by the set B will be the graph $P_n \times P_{\frac{m}{2}}$.

The number of edges in the subgraph induced by set B is given by number of edges in $P_n \times P_{\frac{m-1}{2}} + (n - 2)$.

Therefore,

$$\begin{aligned}
lc(P_n \times P_m) &= \frac{(m-1)(n-1) + n(m-3)}{2} + (n-2) + 1 \\
i.e., &= \frac{2mn - 2n - m - 1}{2}. \quad (3)
\end{aligned}$$

We now show that the condition $n \leq m$ is strict. Suppose $n > m$. Then the equation (3) becomes

$$\begin{aligned}
lc(P_n \times P_m) &= \frac{2mn - n - 2m - 1}{2} \\
i.e., (1) - (2) &= \frac{m - n}{2} < 0.
\end{aligned}$$

Case 3: n and m are of different parity.

When $n < m$,

$$lc(P_n \times P_m) = \frac{2mn - m - 2n + 2}{2}. \quad (1)$$

When $n > m$,

$$lc(P_n \times P_m) = \frac{2mn - 2m - n + 1}{2}. \quad (2)$$

Let $n < m$.

Here one of the paths in $P_n \times P_m$ will have even number of vertices and the other will have odd number of vertices. Without loss of generality, let us fix the path with odd number of vertices to be the path P_n .

The grid graph $P_n \times P_m$ will have nm vertices. Since m is even, nm is even. Therefore we can partition the vertex set of $P_n \times P_m$ into two subsets with equal number of vertices. Let A and B be two subsets of the vertex set, with cardinality $\frac{mn}{2}$. Partitioning the vertex set similarly as in case 1 we get the desired result.

$$lc(P_n \times P_m) = \frac{2mn - m - 2n + 2}{2}.$$

Let $m < n$.

Partitioning the vertex set similarly as in case 2 we get the desired result as:

$$lc(P_n \times P_m) = \frac{2mn - 2m - n + 1}{2}. \quad (3)$$

□

5 Illustrations

We see some illustrations now.

Example 5.1. *m and n are even*

Consider the graph $P_4 \times P_6$. $P_4 \times P_6$ will have 24 vertices. We partition the

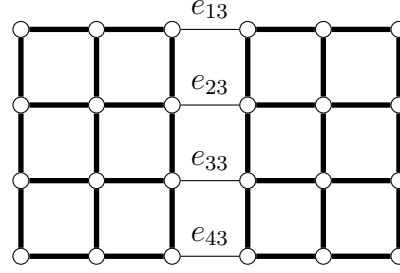


Figure 5. $P_4 \times P_6$

vertex set into two equal subsets. Let A and B be the sets. We put vertices of the first 3 P_4 paths in set A . Now the subgraph induced by set A will be $P_4 \times P_3$. Now we take the vertices of 4th, 5th and 6th paths in set B . Set B also induce a subgraph $P_4 \times P_3$. Let C and D be the edge set of $P_4 \times P_3$. From the figure we can see that C and D are not adjacent in $L_{17}(P_4 \times P_6)$. Now if we add any of the edges $e_{13}, e_{23}, e_{33}, e_{43}$ to set C and D they become adjacent. Therefore the $lc(P_4 \times P_6)$ is 18.

Example 5.2. $P_4 \times P_5$

Let us consider $P_4 \times P_5$. We can partition the vertex set in two ways, one is as in figure 4.3 and other one is as in figure 4.4.

Since both of them are same we prefer the partition in figure 4.3. Now the subgraph induced by these two partitions is $P_2 \times P_5$. Edge set of both copies of $P_2 \times P_5$ will contain 13 edges. Therefore line completion number of $P_4 \times P_5 = 13+1 = 14$.

Example 5.3. $P_5 \times P_7$

Consider the example $P_5 \times P_7$. Number of vertices in $P_5 \times P_7$ is 35. We cannot partition the vertex set equally. Let A and B be the partitions. Let $|A| = 18$ and $|B| = 17$. Now if we remove the 3rd vertex of 4th P_5 path from set A , we get two equal partitions. Therefore number of edges in the subgraphs induced by both A

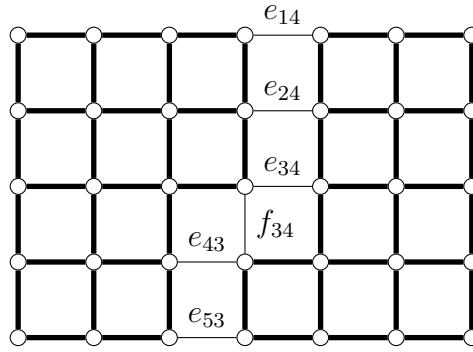


Figure 6. $P_5 \times P_7$

and $B = 25$. From figure 10, it is clear that $L_{25}(P_5 \times P_7)$ is not complete. Now if we add one more edge to those corresponding edge sets they become adjacent. Therefore the line completion number $= 25 + 1 = 26$.

References

- [1] J. Bagga, L. Beineke, and B. Varma, A number theoretic problem on super line graphs, AKCE International Journal of Graphs and Combinatorics, vol. 13, no. 2, pp. 177190, Aug. 2016.
- [2] J. Bagga, Old and new generalizations of line graphs, International Journal of Mathematics and Mathematical Sciences, vol. 2004, no. 29, pp. 15091521, 2004.
- [3] K. Bagga, L. Beineke, B. Varma, "Super line graphs", in: Y. Alavi, A. Schwenk (Eds.), Graph Theory, Combinatorics, and Applications: Proceedings of the Seventh Quadrennial International Conference on the Theory and Applications of Graphs, Wiley, vol. 1, pp. 3546, 1995.
- [4] K. Bagga, L. Beineke, B. Varma, "The line completion number of a graph", in: Y. Alavi, A. Schwenk (Eds.), Graph Theory, Combinatorics and Applications: Proceedings of the Seventh Quadrennial International Conference on the Theory and Applications of Graphs, Wiley, vol. 2, pp. 11971201, 1995.
- [5] J. Bagga, L. Beineke, and B. Varma, The super line graph L_2 , Discrete Mathematics, vol. 206, no. 13, pp. 5161, Aug. 1999.
- [6] J. Bagga, L. Beineke, B. Varma, "Independence and cycles in super line graphs", Australas. J. Combin. vol. 19 pp. 171178, 1999.

- [7] A. Gutierrez, A.S. Llado, “On the edge-residual number and the line completion number of a graph”, *Ars Combin.* vol. 63, pp. 65-74, 2002.
- [8] J. Bagga, L. Beineke, and B. Varma, “Super Line Graphs and Their Properties”, in *Combinatorics, Graph Theory, Algorithms and Applications*, World Scientific (Y. Alavi, D. R. Lick, and J. Q. Liu, eds.), pp. 1-6, 1995.
- [9] J. V. Kureethara, and J. Kok, “Graphs from Subgraphs”, in *Recent Advances in Graph Theory*, CRC Press, 2020.
- [10] X. Li, H. Li, and H. Zhang, “Path-comprehensive and vertex-pancyclic properties of super line graph $L_2(G)$ ”, *Discrete Math.* vol. 308, pp. 63086315, 2008.
- [11] S. A. Tapadia and B. N. Waphare, The line completion number of hypercubes, *AKCE International Journal of Graphs and Combinatorics*, vol. 16, no. 1, pp. 7882, Apr. 2019.
- [12] D.B. West, “Introduction to Graph Theory” 2nd edn. Prentice-Hall, Englewood Cliffs, 2000.