

# A quest for a fair schedule: The Young Physicists' Tournament

Katarína Cechlárová\*

*Institute of Mathematics, Faculty of Science, P. J. Šafárik University, Košice, Slovakia*

Ágnes Cseh

*Hasso Plattner Institute, University of Potsdam, Potsdam, Germany*

*Institute of Economics, Centre for Economic and Regional Studies, Budapest, Hungary*

Zsuzsanna Jankó

*Department of Mathematics, University of Hamburg, Hamburg, Germany*

*Department of Operations Research and Actuarial Sciences, Corvinus University of Budapest, Budapest, Hungary*

Marián Kireš

*Institute of Physics, Faculty of Science, P. J. Šafárik University, Košice, Slovakia*

Lukáš Miño

*Center for Information Science and Information Technologies, Technology and Innovation Park,  
P. J. Šafárik University, Košice, Slovakia*

---

## Abstract

The Young Physicists Tournament is an established team-oriented scientific competition between high school students from 37 countries on 5 continents. The competition consists of scientific discussions called Fights. Three or four teams participate in each Fight, each of whom presents a problem while rotating the roles of Presenter, Opponent, Reviewer, and Observer among them.

The rules of a few countries require that each team announce in advance 3 problems they will present at the national tournament. The task of the organizers is to choose the composition of Fights in such a way that each team presents each of its chosen problems exactly once and within a single Fight no problem is presented more than once. Besides formalizing these feasibility conditions, in this paper we formulate several additional fairness conditions for tournament schedules. We show that the fulfillment of some of them can be ensured by constructing suitable edge colorings in bipartite graphs. To find fair schedules, we propose integer linear programs and test them on real as well as randomly generated data.

*Keywords:* scheduling, integer programming, graph coloring, student competition, fairness

---

\*Corresponding author

*Email addresses:* `katarina.cechlarova@upjs.sk` (Katarína Cechlárová), `agnes.cseh@hpi.de` (Ágnes Cseh), `zsuzsanna.janko@uni-corvinus.hu` (Zsuzsanna Jankó), `marian.kires@upjs.sk` (Marián Kireš), `lukas.mino@upjs.sk` (Lukáš Miño)

---

## 1. Introduction

Teams of high school students have been competing annually at the International Young Physicists Tournament (IYPT for short), sometimes referred to as Physics World Cup, since 1988. Each year the international jury publishes a set of 17 problems. In the preparation phase that takes several months, teams can use any resources they can find to solve the problems theoretically and/or experimentally and to prepare a carefully polished presentation of the results they obtain. The competition culminates in regional, national, and international tournaments that are organized in several rounds of small scientific workshops, called Fights. During a Fight, students practice how to lead scientific discussion, ask questions and evaluate the work of their opponents by taking the roles of the Presenter, the Opponent, and the Reviewer. Detailed information about the exact rules, schedule, past problems, etc., can be found on the international webpage <http://iypt.org> and on the webpages of national committees.

In the international finals, a team can be challenged to present a solution of any of the 17 published problems, but for their national and regional tournaments, each of the participating 37 countries can set the rules on their own. In several countries (Austria, Germany, Slovakia, Switzerland), a local tournament consists of three rounds and each team presents exactly 3 problems that were chosen by it in advance. In Austria, the Opponent may challenge the Reporter on any of its chosen 3 problems that the Reporter team has not presented before. If possible, the Opponent must challenge a problem which has not already been presented in the same Fight. In other countries a schedule of Fights is prepared by the organizers who sometimes try to fulfill some additional criteria with this schedule. The German rules say explicitly that the schedule has to take into account the following criteria, with decreasing priority: (1) no two teams from the same school (center) compete within one Fight, (2) no team has the same Opponent more than once, (3) when possible, each team competes with 6 different teams in its 3 Fights in the tournament.

These rules demonstrate that besides guaranteeing the fulfillment of the necessary criteria, the organizers strive to create comparable conditions for all the participants, so as they feel that the competition is fair. The first aim of this paper is to formally define the necessary (feasibility) constraints for schedules of an IYPT tournament. Then we formulate several fairness conditions, proposed by the organizers of local tournaments. On the theoretical side, we draw a connection between feasible and fair schedules and edge colorings of graphs. On the practical side and to construct fair schedules we propose integer linear programs and test them on real and randomly generated data.

### 1.1. Related work

Scheduling problems appear in real life, often connected with the construction of timetables at schools or schedules of sports matches. They are also a popular research topic in Mathematics and Computer Science. Many variants of scheduling problems are difficult to solve in practice even for small instances. Also, scheduling problems were among the first problems proven to be computationally hard theoretically (Ullman, 1975; Even et al., 1976). In solving scheduling problems many different approaches have been used, among them variants of graph coloring problems (Lewis & Thompson, 2011; Januario et al., 2016), integer programming (Briskorn & Drexl, 2009; Atan & Cavdaroglu, 2018), constraint programming (Baptiste et al., 2012), the application of SAT encoding (Acha & Nieuwenhuis, 2014), and various heuristic algorithms, such as ant colony optimization (Lewis & Thompson, 2011).

Fairness in connection with scheduling appears in different contexts. Here we review progress on the study of fair schedules in the three most relevant fields to our study: work shifts, timetables, and sports tournaments. Finally, we argue why student competitions should become a fourth point on the list of practical scenarios where the computation of a fair schedule is essential.

*Work shifts.* The shift scheduling problem involves determining the number of employees to be assigned to each shift and specifying the timing of their relief and breaks, while minimizing the total staffing cost and the number of employees needed (Edie, 1954; Aykin, 1996). Recent advances on the topic move into the direction of fairness. Stolletz & Brunner (2012) minimize the paid out hours under the restrictions given by the labor agreement, and, subject to this, they also integrate the preferences of laborers and fairness aspects into the scheduling model. Bruni & Detti (2014) construct a flexible MIP framework to satisfy all service requirements and contractual agreements, while respecting workers preferences about workload balancing.

*Timetables.* A widespread application of timetable design is creating a timetable for students and teachers in a school, so that it satisfies as many wishes as possible while guaranteeing that all demands regarding subjects, rooms, and working hours are satisfied. The EURO Working Group on Automated Timetabling (2019) maintains a constantly updated list of research papers on educational timetabling. Automated timetabling has various applications outside schools as well (Schaerf, 1999). In a recent paper, Vangerven et al. (2018) construct a schedule for a conference with parallel sessions that, based on preferences of participants, maximizes total attendance and minimizes session hopping.

*Sports tournaments.* Fairness plays an essential role in sports tournament scheduling. In spite of the relevance of good game schedules, very few professional leagues have adopted optimization models and

software to date (Rasmussen, 2008; Nurmi et al., 2010; Goossens & Spieksma, 2012). One of these exceptions is the national soccer tournament in Brazil. Urrutia & Ribeiro (2009) designed an ILP-based system, which was used for the first time in 2009 as the official scheduler to build the fixtures of the first and second divisions as well. Their solution minimizes the number of breaks and maximizes the number of games that open TV channels could broadcast. In works dealing with the scheduling of round robin tournaments, fairness criteria appear in the form of balancing the rest time after the most recent game of two opposing teams or balancing the difference between the number of games played by any two teams at any point in the schedule (Suksompong, 2016; Atan & Cavdaroglu, 2018).

*Student competitions.* IYPT has its counterpart in mathematics, the International Tournament of Young Mathematicians (ITYM), with a similar structure of the tournament with teams playing the roles of the Reporter, Opponent and Reviewer. Another branch of student competitions organized in rounds in which teams take turns are debating tournaments (Neumann & Wiese, 2016; Bradbury et al., 2017). The World Universities Debating Championship is the world’s largest debating tournament and one of the largest annual international student events in the world. At their events, the British Parliamentary format is used, in which four teams participate in each round (The World Universities Debating Championships, 2014). Two teams form the “government” and two the “opposition” in each debate room, and the order of speeches assigns a different role to each of the teams. Such competitions promote democratic education and they are shown to significantly enhance student performance in the subject, hence they are currently on the rise (Spies-Butcher, 2007; Pang et al., 2018).

Compared to sports tournaments, scheduling competitions for students is an admittedly much less profitable, but arguably more noble branch of tournament scheduling. Up to our knowledge, no formal scheduling model for organizing student competitions has been reported on yet. In this work, we make an attempt to demonstrate how students’ competitions can be organized with the aid of integer programming, which not only automatizes the cumbersome task of scheduling, but also calculates a solution that is provably more fair for the participating students.

## 1.2. Outline

In Section 2 we outline the rules and organization of the IYPT in more detail and in Section 3 we formally introduce the studied problem and the related notions. Section 4 is devoted to a discussion of how the edge coloring of bipartite graphs leads to a feasible simple schedule and to schedules that give each team 3 different order positions in its 3 Fights.

We formulate several fairness criteria for schedules; as far as we know, fairness criteria similar to ours have not been considered before in scheduling problems. In Section 5 we formulate integer linear

programs to find fair schedules fulfilling alternative—weaker and stronger—forms of fairness. Then, in Section 6 we report on the results we obtained when the designed ILPs were applied to real data: we used the application sets from regional tournaments in Slovakia in recent years. We also randomly generated sets of applications that have some features similar to the expected situations and performed numerical tests on these random data.

## 2. Background

According to the rules of the Austrian, German, Slovak, and Swiss regional and national tournaments, each team applying for participation chooses a subset of exactly 3 problems from the published set of 17 problems. This subset is called the team’s *portfolio* and it contains the 3 problems it will present at the tournament. A set of portfolios may look similar to the one presented in Table 1, which is a real set of portfolios from the regional tournament Bratislava 2018. In all examples in this paper, the teams are anonymized by having been given animal names. To indicate which teams are from the same school we give them the name of the same animal and distinguish only the final digit.

Team	Portfolio	Team	Portfolio	Team	Portfolio	Team	Portfolio	Team	Portfolio
Sharks1	1,4,6	Whales1	3,7,14	Turtles1	2,3,14	Bears1	3,4,8	Eagles	4,9,16
Sharks2	10,16,17	Whales2	2,5,12	Turtles2	5,6,10	Bears2	5,9,17	Lions	4,9,10
Sharks3	1,3,13	Whales3	4,9,10					Dogs	3,4,7

Table 1: The set of portfolios in the regional round Bratislava 2018.

The tournament is organized in 3 rounds. In each round, the set of teams is partitioned into rooms, each of which hosts a so-called *Fight*. The number of teams participating in a Fight is 3 or 4. Now we describe the structure of a Fight.

The assignment of teams to rooms in the rounds comes also with the assignment of the problems from their portfolios they will be presenting. Suppose that the set of teams in a room is A, B, C and assume that these teams have been assigned problems  $p_A$ ,  $p_B$ , and  $p_C$ , respectively. In the first stage of the Fight, team A is the Reporter; it presents a report on problem  $p_A$ . Team B is the Opponent. After the presentation of the Reporter, it presents an evaluation of the presentation, stressing its pros and cons. Afterwards the third team C, the Reviewer, can ask questions to both other teams and then it presents an overview of the performance of the Opponent. The stage ends by the Reporter presenting some concluding remarks. Finally the jury may ask some short questions to all three active teams. After a short break, another stage with the same structure begins, but the roles of teams are rotated. Teams exchange their roles within a Fight cyclically. This means that in stage two, team B is the Presenter, team C is the Opponent and team A is the Reviewer; in stage three team C is the Presenter, team A is

the Opponent and team B is the Reviewer. Hence, each team performs each role during a Fight exactly once.

If the total number of teams is not divisible by three or if the organizers have some other issues to deal with (e.g., there are not enough rooms on the premises where the tournament takes place, or the number of available qualified jurors is small, etc.), the number of teams in a room may be 4. In such a Fight, the 4 teams exchange their roles cyclically, with one of them playing the role of the Observer, which is the team not participating actively.

Given the set of portfolios, an important task of the organizers is to prepare a schedule of the tournament. A schedule is an assignment of teams to rooms in each round together with an assignment of problems to be presented by them, so that the following conditions are observed:

- (1) Each team presents exactly the 3 problems from its portfolio.
- (2) No problem is presented more than once during the same Fight.
- (3) In each Fight the correct number of problems is presented.
- (4) In each Fight a correct ordering of Presenters is defined.

A schedule fulfilling conditions (1)–(4) is said to be *feasible*. In Section 4 we will see that feasible schedules are guaranteed to exist under very mild conditions.

A usual requirement of the organizers is to group the teams into Fights so that all participating teams in a Fight come from different schools. Besides avoiding bias, such *non-cooperative* schedules encourage scientific interaction between students who have not met yet.

Recall now the cyclic exchange of roles of teams during the tournament. A team may feel uncomfortable, if it plays the role of team A in each Fight it participates in. So we introduce another fairness notion: we say that a schedule is *order fair* if each team has three different order positions in the three Fights where it participates in.

Finally, we explain the most striking fairness concern for schedules on an intuitive level and by an example. Assume that teams  $t_i$  and  $t_j$  are in the same Fight and team  $t_i$  presents problem  $p$ . If team  $t_j$  has problem  $p$  in its portfolio too, then it has either presented  $p$  before in a previous round or will present it in some later round. In the former case, team  $t_j$  had prepared its own presentation for  $p$ , moreover, it has already heard the comments of its own Opponent and Reviewer on problem  $p$ , so now team  $t_j$  is likely to be better prepared for the tasks of the Opponent as well as of the Reviewer. In the latter case, team  $t_j$  has a chance to update its own presentation based on what it has heard during the presentation

of problem  $p$  by team  $t_i$  and also be better prepared for answering the challenges of its future Opponent and Reviewer on problem  $p$ . The organizers wish to avoid that such injustice happens.

We say that a feasible schedule is *fair* if the following condition for each pair of teams  $t_i, t_j$  is fulfilled: If teams  $t_i, t_j$  are in the same Fight at any time during the competition and team  $t_i$  presents problem  $p$  in this Fight, then problem  $p$  is not in the portfolio of team  $t_j$ .

In reality, it has not always been the case that the used schedules fulfilled the fairness requirements. Table 2 depicts the schedule of the regional tournament Bratislava 2018, corresponding to the set of portfolios from Table 1. Have a look at team Lions. In the Fight of the first round it presents problem 9 and see team Sharks1 presenting problem 4. In the second round, team Lions presents problem 4 and in its Fight problem 10 is presented by team Sharks2. In the final round team Lions presents problem 10. This means that Lions had seen two problems from its portfolio, namely problems 4 and 9, before it had to present them. This is clearly unfair, as Lions had a great advantage to other teams.

	Room 1		Room 2		Room 3		Room 4	
	Team	Problem	Team	Problem	Team	Problem	Team	Problem
Round 1	Sharks1	1	Whales2	2	Bears1	4	Whales3	10
	Turtles1	3	Sharks3	7	Whales1	14	Dogs	3
	Lions	9	Eagles	9	Turtles2	10	Bears2	5
							Sharks2	17
	Room 1		Room 2		Room 3		Room 4	
	Team	Problem	Team	Problem	Team	Problem	Team	Problem
Round 2	Eagles	4	Turtles1	14	Dogs	7	Lions	4
	Whales1	7	Whales3	4	Bears2	9	Sharks2	10
	Sharks1	6	Sharks3	1	Whales2	12	Bears1	3
							Turtles2	5
	Room 1		Room 2		Room 3		Room 4	
	Team	Problem	Team	Problem	Team	Problem	Team	Problem
Round 3	Bears2	17	Sharks2	16	Sharks2	6	Sharks3	13
	Whales2	5	Dogs	4	Eagles	16	Bears1	8
	Turtles 1	2	Whales1	3	Sharks1	14	Whales3	9
							Lions	10

Table 2: The schedule used in the regional tournament Bratislava 2018.

For the set of portfolios in this regional tournament a fair schedule exists, and it is presented in Table 3. In 2018 the organizers were not able to find it with paper and pencil. Notice however that the schedule in Table 3 is also unbalanced in a milder way. Team Sharks1 has to oppose or review 6 different problems during the tournament, namely problems 2, 3, 7, 9, 10, and 17. By contrast, team Turtles1 opposes or reviews only four problems: 3, 4, 5, and 6. Clearly, this gives Turtles1 another form of advantage to team Sharks1. We will say that a feasible schedule is *strongly fair* if each team deals with each problem (in any role) during the tournament at most once.

	Room 1		Room 2		Room 3		Room 4	
	Team	Problem	Team	Problem	Team	Problem	Team	Problem
<b>Round 1</b>	Sharks1	6	Lions	9	Sharks3	1	Bears1	8
	Whales1	3	Sharks2	16	Whales3	4	Turtles2	10
	Bears2	9	Whales2	12	Turtles1	3	Eagles	9
							Dogs	7
	Room 1		Room 2		Room 3		Room 4	
	Team	Problem	Team	Problem	Team	Problem	Team	Problem
<b>Round 2</b>	Sharks1	4	Sharks2	10	Lions	4	Whales3	10
	Whales1	7	Whales2	2	Sharks3	7	Bears2	5
	Turtles1	2	Bears1	4	Turtles2	6	Eagles	16
							Dogs	3
	Room 1		Room 2		Room 3		Room 4	
	Team	Problem	Team	Problem	Team	Problem	Team	Problem
<b>Round 3</b>	Lions	10	Sharks2	17	Whales2	5	Sharks3	13
	Sharks1	14	Whales1	14	Turtles1	14	Whales3	9
	Bears2	17	Eagles	4	Dogs	4	Bears1	3
							Turtles2	5

Table 3: A fair schedule for the regional tournament Bratislava 2018. Since no Fight contains two teams from the same school, this schedule is non-cooperative. Strong fairness does not hold; e.g., Team Whales1 deals with problem 4 in Round 1 and Round 2 as well. Team Lions plays role A in all its Fights, thus the schedule is not order fair.

### 3. Notation and optimality concepts

We start this section with introducing the notation used thorough this paper and formalizing the feasibility requirements for a schedule. In Section 3.1, we define three optional features of feasible schedules, which can be enforced individually and on the top of feasibility, if the decision maker finds them desirable. Then we proceed to formalize the three degrees of fairness in Section 3.2.

$T = \{t_1, \dots, t_n\}$  is a set of  $n$  **teams**,  $P = \{p_1, \dots, p_m\}$  is a set of  $m$  **problems**. To simplify notation, problems will sometimes be denoted by integers; while capital letters A, B, C or D as notation for teams will be reserved for their specific order within a Fight. Each team  $t$  applies with a set of exactly 3 problems from set  $P$ ; these three problems will be called the **portfolio** of team  $t$  and denoted by  $P(t)$ . A set of portfolios is an  $n$ -tuple of portfolios  $(P(t_1), P(t_2), \dots, P(t_n))$  and it will be denoted by  $\Pi$ .

If  $S \subseteq T$  is given, we denote by  $P(S)$  the set of problems that appear in the portfolio of at least one team from  $S$ , thus  $P(S) = \cup_{t \in S} \{p \in P(t)\}$ . If  $p \notin P(t)$  for team  $t \in T$  and problem  $p \in P$  we say that team  $t$  **avoids** problem  $p$ .

There are  $s$  **rooms**  $R = \{r_1, \dots, r_s\}$ . The set of rooms is partitioned into two subsets  $R_3$  and  $R_4$ . If  $r \in R_3$  then room  $r$  is a 3-room (i.e., exactly three teams perform a Fight in  $r$ ); if  $r \in R_4$  then room  $r$  is a 4-room (a Fight of 4 teams). The size of room  $r$  is denoted by  $\text{size}(r)$ . Obviously,  $\text{size}(r) = 3$  for  $r \in R_3$  and  $\text{size}(r) = 4$  if  $r \in R_4$ . There are 3 **rounds**, and a Fight is uniquely defined by the pair  $(j, r)$ ,



where  $j$  is one of these rounds and  $r$  is a room.

For an integer  $k$  the notation  $[k]$  represents the set  $\{1, 2, \dots, k\}$ . The degree of a vertex  $v$  in a graph is denoted by  $\deg(v)$ , while  $\Delta(G) = \max_{v \in V(G)} \deg(v)$  is the maximum degree in graph  $G$ . For a set of vertices  $V$ , we denote by  $G(V)$  the graph induced by  $V$ , i.e., consisting of  $V$ , the edges incident to vertices in  $V$ , and their other end vertices.

Now we formally define a feasible schedule and formulate fairness conditions.

**Definition 1.** A feasible schedule is a triple  $(\mathcal{P}, \mathcal{R}, \mathcal{O})$  where  $\mathcal{P} = \{\pi_j : T \rightarrow P; j \in [3]\}$ ,  $\mathcal{R} = \{\rho_j : T \rightarrow R; j \in [3]\}$  and  $\mathcal{O} = \{\omega_j : T \rightarrow \{A, B, C, D\}; j \in [3]\}$  are mappings of teams to problems, rooms and order set  $\{A, B, C, D\}$ , respectively, such that

- (i)  $\{\pi_1(t), \pi_2(t), \pi_3(t)\} = P(t)$  for each team  $t \in T$ ;
- (ii) if  $\rho_j(t) = \rho_j(t')$  then  $\pi_j(t) \neq \pi_j(t')$  for round  $j$  and each pair of different teams  $t, t' \in T$ ;
- (iii)  $|\{t \in T : \rho_j(t) = r\}| = \text{size}(r)$  for each round  $j$  and each room  $r \in R$ ;
- (iv)  $\{\omega_j(t) : \rho_j(t) = r\} = \{A, B, C\}$  for each  $j \in [3]$  and  $r \in R_3$  and  
 $\{\omega_j(t) : \rho_j(t) = r\} = \{A, B, C, D\}$  for each  $j \in [3]$  and  $r \in R_4$ .

The interpretation of the mappings in Definition 1 is such that  $\pi_j(t)$  denotes the problem presented by team  $t$  in round  $j$ ,  $\rho_j(t)$  denotes the room to which team  $t$  is assigned in round  $j$ , and  $\omega_j(t)$  corresponds to the order of team  $t$  in round  $j$ . Condition (i) then ensures that each team presents exactly the problems from its portfolio during the tournament and condition (ii) means that in no Fight the same problem is presented more than once; condition (iii) ensures the correct number of teams for each room, i.e., this should be equal to the size of the respective room, and finally, condition (iv) makes sure that the order of teams within any Fight is correctly determined. These points are analogous to the ones listed in Section 2.

### 3.1. Refinement of feasible schedules

To avoid cooperation of teams from the same school, a schedule might be required to prevent that two teams from the same school participate in the same Fight. In the following definition one partition set corresponds to the set of teams from the same school.

**Definition 2.** Suppose that the set of teams  $T$  is partitioned into disjoint subsets  $T_1, T_2, \dots, T_\Lambda$ . A schedule is **non-cooperative** if it is feasible and

$$\rho_j(t) \neq \rho_j(t') \text{ for each } j \in [3]$$

whenever  $t$  and  $t'$  belong to the same partition subset.

In Section 4.1 we deal with schedules that keep the composition of each room fixed in all three rounds. Such schedules will be called simple, a property formally expressed in Definition 3. The drawback of a simple schedule is that the students can only meet and exchange ideas with a very small subset of other participants. Thus, if possible, simple schedules should be avoided in reality. In this paper we only use this concept to ensure that a feasible schedule always exists if some very mild conditions are fulfilled.

**Definition 3.** A schedule is **simple** if it is feasible and  $\rho_1(t) = \rho_2(t) = \rho_3(t)$  for each team  $t \in T$ .

Finally, the following definition ensures that no team has the same ordering position (A, B, C, D) in two Fights it participates in.

**Definition 4.** A schedule is **order fair** if it is feasible and  $|\{\omega_1(t), \omega_2(t), \omega_3(t)\}| = 3$  for each  $t \in T$ .

### 3.2. Properties of fair schedules

The most striking problem with feasible schedules is that certain teams have considerable advantage to others, if they repeatedly encounter the problems in their own portfolio. In the following, we define 3 degrees of fairness based on restrictions applied to what presentations a team can witness. The condition that no team can see a presentation of a problem in its portfolio by some other team is captured by Definition 5.

**Definition 5.** A schedule is **fair** if it is feasible and the following condition holds for all rounds  $j \in [3]$ :

$$\text{if } \rho_j(t) = \rho_j(t') \text{ for two different teams } t, t' \in T \text{ and } \pi_j(t) = p \text{ then } p \notin P(t'). \quad (1)$$

The following definition is a weaker form of Definition 5 in that it allows a team to see a presentation of a problem in its portfolio only in the final round.

**Definition 6.** A schedule is **weakly fair** if it is feasible and condition (1) holds for rounds  $j = 1, 2$ .

To define strongly fair schedules, let us introduce the following notation. Let

$$P(j, \rho_j(t)) = \{p \in P : \text{there exists a team } t' \in T \text{ such that } \rho_j(t) = \rho_j(t') \text{ and } \pi_j(t') = p\}$$

be the set of problems that team  $t$  deals with in round  $j$ , in any role (Presenter, Opponent, Reviewer, or, in case of 4-rooms, an Observer).

**Definition 7.** A schedule is **strongly fair** if it is feasible and for each team  $t \in T$  the following holds:

$$|\{P(1, \rho_1(t)) \cup P(2, \rho_2(t)) \cup P(3, \rho_3(t))\}| = \text{size}(\rho_1(t)) + \text{size}(\rho_2(t)) + \text{size}(\rho_3(t)). \quad (2)$$

In other words, Definition 7 means that no two problems a team  $t$  deals with during the tournament are identical. In particular, if  $p \in P(t)$  and team  $t$  can see the presentation of problem  $p$  in some Fight, then this implies that team  $t$  deals with  $p$  at least twice (the other occasion is when  $t$  presents  $p$ ) and hence condition (2) is violated for team  $t$ . Therefore we have the following relation between fairness notions.

**Observation 1.** Each strongly fair schedule is fair and each fair schedule is weakly fair.

#### 4. Feasible solutions via graph coloring

In this section we utilize combinatorial tools to derive positive results for feasible schedules. With the help of edge colorings and basic theorems in matching theory, we characterize the existence of simple solutions in Section 4.1, and give a constructive algorithm to compute an order fair schedule in Section 4.2.

##### 4.1. Simple solutions

The official rules of the IYPT prefer 3-team Fights and admit 4-team Fights only if the total number of teams  $n$  is not divisible by 3. We will deal with the cases when  $n$  modulo 3 is equal to 0, 1, and 2 separately, and assume that  $|R_4| = 0, 1$ , and 2, respectively.

For a set of portfolios  $\Pi$  and a subset of teams  $S \subseteq T$  we shall denote by  $G(S)$  the bipartite graph  $G(S) = (S \cup P(S), E_S)$  such that the pair  $\{t, p\} \in E_S$  if and only if  $t \in S$  and  $p \in P(t)$ . Figure 1 illustrates the graph  $G(T)$  for the instance from Table 1.

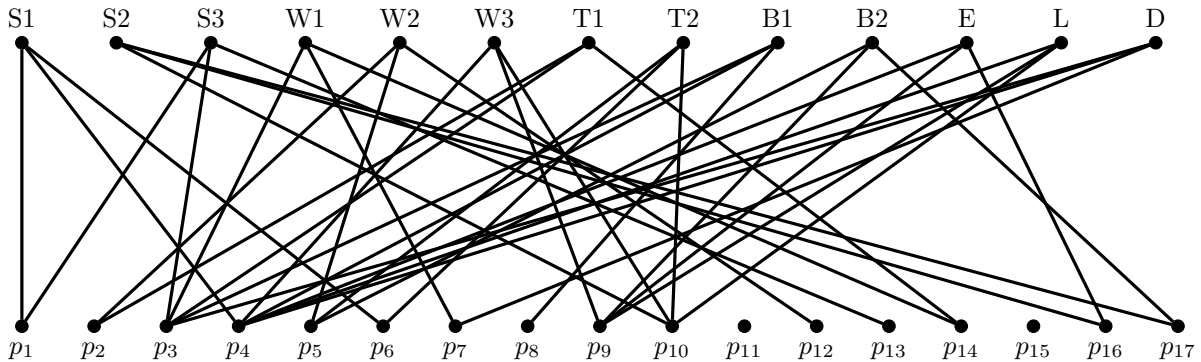


Figure 1: The portfolios from Table 1, represented by the bipartite graph  $G(T) = (S \cup P(T), E_T)$ . The team names are abbreviated to their first letter and team number, e.g., S1 denotes Sharks1.

**Theorem 1.** *If the number of teams  $n$  is divisible by 3, then a simple schedule exists.*

**Proof.** Partition the set of teams into 3-rooms arbitrarily. The only thing to ensure a feasible schedule is to decide for each room who will present which problem in which round. Fix a room  $r$  and assume that the three teams assigned to the three Fights to be performed in  $r$  are  $T(r) = \{t_1, t_2, t_3\}$ . Notice that in the bipartite graph  $G(T(r))$  the maximum degree of a vertex is  $\Delta(G(T(r))) = 3$ . This is because the degrees of vertices in  $T(r)$  are *exactly* 3 (the size of the portfolio of each team is 3) and the degrees of vertices in  $P(T(r))$  are *at most* 3. Therefore, by König's theorem (König (1916), see also Diestel (2005), Proposition 5.3.1.),  $G(T(r))$  admits an edge coloring by 3 colors. One color class corresponds to the assignment of problems to be presented by teams in one stage of the Fight. ■

If  $n$  is not divisible by 3, then we need one or two rooms with 4 teams. Now we only need to ensure that the set of portfolios contains a suitable set of 4 teams (or two disjoint quadruples of teams) that can be organized in the same room during the tournament, as the rest of teams can be dealt with according to the previous theorem. Notice that the assignment of problems to be presented in the three rounds in a 4-room containing the set of teams  $S$  again corresponds to a 3-coloring of graph  $G(S)$ . Again, by König's theorem, this is ensured if  $\Delta(G(S)) = 3$ . We will call a set of teams  $S \subseteq T$  with  $|S| = 4$  **fine** if  $\Delta(G(S)) = 3$ .

Now we discuss the case of one 4-room only.

**Theorem 2.** *A fine set of teams exists if and only if each problem  $p \in P$  is avoided by at least one team.*

**Proof.** Let  $t_1 \in T$  be an arbitrary team and let  $P(t_1) = \{p_1, p_2, p_3\}$ . Let team  $t_2$  be any team that avoids problem  $p_1$ . Now we distinguish three cases. If  $|P(\{t_1, t_2\})| = 6$  then the quadruple  $t_1, t_2, t_3, t_4$  is fine for any two teams  $t_3, t_4$ . If  $|P(\{t_1, t_2\})| = 5$ , assume w.l.o.g. that  $P(t_1) \cap P(t_2) = \{p_2\}$ . Then choose any team  $t_3$  that avoids problem  $p_2$  and add an arbitrary team  $t_4$ . Finally, if  $|P(\{t_1, t_2\})| = 4$ , then  $P(t_1) \cap P(t_2) = \{p_2, p_3\}$ . To get a fine quadruple, choose any team  $t_3$  that avoids  $p_2$ . If  $t_3$  happens to avoid  $p_3$  too, choose  $t_4$  arbitrarily, otherwise choose  $t_4$  that avoids problem  $p_3$ . The other direction is straightforward: each problem adjacent to any of the four teams in the fine set  $S$  is avoided by at least one of the teams in  $S$ , because  $\Delta(G(S)) = 3$ . All other problems are avoided by all teams in  $S$ . ■

Finally, we turn to the case of two 4-rooms. A necessary and sufficient condition for the existence of two disjoint fine sets of teams follows from Corollary 4.2. of Keszegh (2019). To be able to formulate this assertion, let us call a set  $\Pi$  of  $n$  portfolios **special** if it has the following structure: there are  $n - 3$  portfolios of the form  $\{p_i, p_j, p_k\}$  for some  $i, j, k \in [m]$  and the remaining 3 portfolios are of the form  $\{p_i, q_1, q_2\}$ ,  $\{p_j, q_3, q_4\}$ , and  $\{p_k, q_5, q_6\}$ , where  $q_u \notin \{p_i, p_j, p_k\}$  for each  $u \in [6]$ . A special set of portfolios is illustrated by Figure 2.

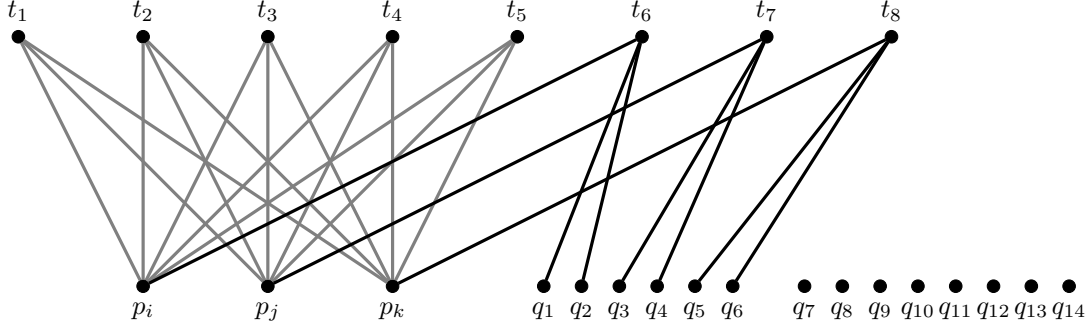


Figure 2: A special set  $\Pi$  of 8 portfolios for 17 problems, out of which  $q_7, \dots, q_{14}$  are not chosen by any team. This instance admits no simple schedule.

**Theorem 3.** *Two disjoint fine quadruples exist in a set of  $n \geq 8$  portfolios  $\Pi$  if and only if  $\Pi$  simultaneously fulfills the following two conditions:*

- (i) *each problem is avoided by at least two teams;*
- (ii)  *$\Pi$  is not special.*

In regional tournaments, the organizers might decide to use more 4-rooms, however, we do not have a necessary and sufficient condition for the existence of a feasible schedule in this case. So we finish this section with an open problem in graph theory.

**Problem 1.** Given an integer  $k$  and a bipartite graph  $G = (U \cup V, E)$  such that  $|U| \geq 4k$  and  $\deg(u) = 3$  for each  $u \in U$ . What is a necessary and sufficient condition for the existence of at least  $k$  disjoint subsets  $U_1, U_2, \dots, U_k$  of  $U$  such that  $|U_i| = 4$  and  $\Delta(G(U_i)) \leq 3$  for each  $i \in [k]$ ?

#### 4.2. Order fair solutions

Order fairness requires that no team takes up the same ordering position in any two of its Fights. In the case of 3-rooms only, this means that each team will present one problem as the first Reporter in the Fight, one as the second Reporter, and the third problem as the third Reporter. This corresponds to roles A, B, and C from Section 2. We now prove that order fairness is not a stricter criterion than feasibility.

**Theorem 4.** *Each feasible schedule can be transformed into an order fair schedule in polynomial time.*

**Proof.** A feasible schedule is given by the assignments  $\mathcal{P}$ ,  $\mathcal{R}$ , and  $\mathcal{O}$ . Our task is, based on the pair  $\mathcal{P}$  and  $\mathcal{R}$ , to construct the allocation  $\mathcal{O}$  which encodes the order of teams within Fights in such way so that it fulfills Definition 4.

This time, we reach this goal with the help of a different bipartite graph than in Theorem 1. We start by constructing the bipartite graph  $H(\mathcal{P}, \mathcal{R}) = (T \cup F, A)$  where the sets  $T$  and  $F$  of vertices correspond to the set of teams and to the set of Fights—i.e., pairs  $(j, r)$  where  $j$  is a round and  $r$  is a room—in the feasible schedule, respectively. The pair  $\{t, f\}$  is an edge in  $H$  if and only if  $\mathcal{R}$  assigns team  $t$  to Fight  $f$ .

An ordering of teams in Fights corresponds to an edge coloring in  $H$  by four colors A, B, C, and D, with a special condition: color D can only be used for edges incident to vertices in  $F$  that are of degree 4, i.e., based on rooms from  $R_4$ . Team  $t$  plays the role of the first Reporter in Fight  $f$  if edge  $\{t, f\}$  is colored by A. Similar holds for the remaining three colors. The special condition on color D is necessary, because the role of a fourth presenter should only be allocated to 4-Fights. The order fairness condition corresponds to the fact that edge colorings assign to the edges incident to any  $v \in T \cup F$  vertex  $\deg(v)$  different colors.

We propose a simple algorithm to construct an edge coloring respecting our conditions. In the first step, we calculate a matching  $M_D$  covering all vertices  $f \in F$  with  $\deg(f) = 4$ . Such a matching is guaranteed to exist, because any vertex set of 4-Fights fulfills the Hall-criterion (Hall, 1935). We know that  $k$  4-Fights are adjacent to  $4k$  edges, which lead to some team vertices forming the neighborhood of the  $k$  4-Fights. Each of these team vertices is counted at most 3 times in the enumeration of the  $4k$  edges, because of  $\deg(t) = 3$  in  $H$ . Thus the neighborhood of the  $k$  chosen vertices in  $F$  has cardinality at least  $k$  and so a matching  $M_D$  covering all 4-Fight vertices must exist. For the edges in  $M_D$  we fix color D, and remove these edges from the edge set  $A$ . Notice that the maximum degree in the remainder of  $H$  is 3, and each  $f \in F$  now has  $\deg(f) = 3$ . By König’s theorem, an edge coloring with 3 colors exists in this graph, and it can be found efficiently, by iteratively coloring all edges of a matching covering all vertices in  $F$  with a fixed color (König, 1916). This coloring defines the roles A, B, and C so that each Fight will have exactly one team in each of these three roles.

This algorithm computes a maximum matching for each of the four roles. Computing such a matching is of computational complexity  $O(\sqrt{|T \cup F|}|A|)$  (Hopcroft & Karp, 1973). Since the graph is of bounded degree, there are at most as many Fights as teams, and there is a constant number of matchings to be calculated, the computational complexity reduces to  $O(|T|^{1.5})$ . ■

We now demonstrate our algorithm on the Example from Table 3, which contains a fair, but not order fair schedule for the real data from the tournament Bratislava 2018. Figure 3 depicts the bipartite graph  $H(\mathcal{P}, \mathcal{R})$  built to this fair schedule, and Table 4 contains the schedule computed on this graph.

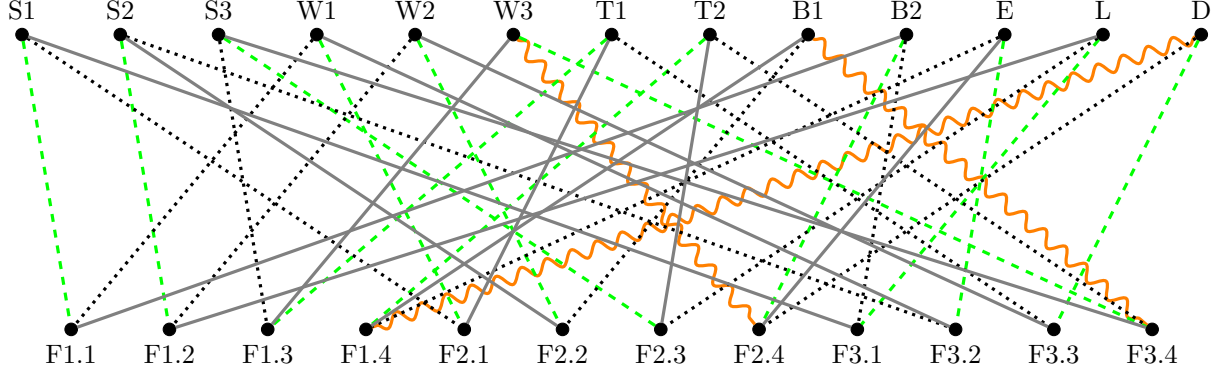


Figure 3: An order fair schedule computed to the tournament Bratislava 2018. The team names are abbreviated to their first letter and team number, e.g., S1 denotes Sharks1, while the Fights can be identified based on the round and room in this order, e.g., F1.4 denotes round 1, room 4. Matching  $M_D$  and role D is marked by wavy orange edges, role A is marked by dashed green edges, role B is marked by dotted black edges, and finally, role C is marked by solid gray edges.

## 5. Integer program for a fair schedule

In this section we present two families of integer linear programs to find fair schedules. Model 1 could be described as a problem-based variant. It is more straightforward, but it leads to programs with larger size that are also more time consuming to solve. Therefore we developed Model 2, a more compact version based on portfolios, which is presented in Section 5.2.

### 5.1. Model 1

We assume that the teams' portfolios are given by matrix  $C$  where its element  $c_{i\ell} = 1$  if problem  $p_\ell \in P(t_i)$ , otherwise  $c_{i\ell} = 0$ . Let us introduce binary variables

$$x_{ijkl} \in \{0, 1\} \quad \text{for } i \in [n]; \quad j \in [3]; \quad k \in [s]; \quad \ell \in [m]$$

with the following interpretation.

$$x_{ijkl} = \begin{cases} 1 & \text{if team } t_i \text{ presents problem } p_\ell \text{ in round } j \text{ in room } r_k \\ 0 & \text{otherwise.} \end{cases}$$

		Room 1		Room 2		Room 3		Room 4	
		Team	Problem	Team	Problem	Team	Problem	Team	Problem
<b>Round 1</b>	A	Sharks1	6	Sharks2	16	Turtles1	3	Turtles2	10
	B	Whales1	3	Whales2	12	Sharks3	1	Eagles	9
	C	Bears2	9	Lions	9	Whales3	4	Bears1	8
	D							Dogs	7
		Room 1		Room 2		Room 3		Room 4	
		Team	Problem	Team	Problem	Team	Problem	Team	Problem
<b>Round 2</b>	A	Whales1	7	Whales2	2	Sharks3	7	Bears2	5
	B	Sharks1	4	Bears1	4	Lions	4	Dogs	3
	C	Turtles1	2	Sharks2	10	Turtles2	6	Eagles	16
	D							Whales3	10
		Room 1		Room 2		Room 3		Room 4	
		Team	Problem	Team	Problem	Team	Problem	Team	Problem
<b>Round 3</b>	A	Lions	10	Eagles	4	Dogs	4	Whales3	9
	B	Bears2	17	Sharks2	17	Turtles1	14	Turtles2	5
	C	Sharks1	14	Whales1	14	Whales2	5	Sharks3	13
	D							Bears1	3

Table 4: A fair and order fair schedule for the regional tournament Bratislava 2018.

A Fight is uniquely defined by the pair of indices  $j$  and  $k$ . A feasible schedule is defined by the following system of equations and inequalities:

$$x_{ijkl} \leq c_{i\ell} \quad \text{for each } i, j, k, \ell \quad (3)$$

$$\sum_{j=1}^3 \sum_{k=1}^s x_{ijkl} \geq c_{i\ell} \quad \text{for each } i \text{ and for each } \ell \quad (4)$$

$$\sum_{k=1}^s \sum_{\ell=1}^m x_{ijkl} = 1 \quad \text{for each } i \text{ and for each } j \quad (5)$$

$$\sum_{i=1}^n \sum_{\ell=1}^m x_{ijkl} = 3 \quad \text{for each } j \text{ and for each } r_k \in R_3 \quad (6)$$

$$\sum_{i=1}^n \sum_{\ell=1}^m x_{ijkl} = 4 \quad \text{for each } j \text{ and for each } r_k \in R_4 \quad (7)$$

$$\sum_{i=1}^n x_{ijkl} \leq 1 \quad \text{for each } j, \text{ each } k, \text{ and for each } \ell \quad (8)$$

Let us argue that system (3)-(8) ensures that its solution corresponds to a feasible schedule.

(3): Each team presents only problems from its portfolio.

(4): Each team presents all the problems from its portfolio.

(5): Each team presents in each round exactly one problem.

(6) and (7): In each round and in each room  $r_k$ , the number of presented problems is equal to  $\text{size}(r_k)$ .



(8): In each round and each room, each problem is presented at most once.

We remark that constraint (3) could be omitted if constraint (4) were simply changed to be an equality. However, we opted to keep the two separate constraints, because (3) immediately sets a large set of our variables to zero, which can reduce the computation time.

Let us now recall the fairness condition from Definition 5. A feasible schedule is **fair** if the following holds: If team  $t_\alpha$  is in some round in a room with team  $t_i$  who presents problem  $p_\ell$  then  $p_\ell \notin P(t_\alpha)$ . This can be expressed by the following inequality:

$$x_{ijk\ell} + \sum_{w=1}^m x_{\alpha jkw} + c_{\alpha\ell} \leq 2 \text{ for each } k, \ell \text{ and each pair } i \neq \alpha \quad (9)$$

Let us see how (9) ensures fairness. Assume that team  $t_i$  presents problem  $p_\ell$  in the Fight that takes place in room  $r_k$  in round  $j$ . This means that  $x_{ijk\ell} = 1$ . Team  $t_\alpha$  is assigned to the same Fight if and only if it presents some problem in room  $r_k$  in round  $j$ ; this holds if and only if the second term on the left-hand-side of inequality (9) is equal to 1. Thus, this inequality implies  $c_{\alpha\ell} = 0$ , i.e., problem  $p_\ell$  is not in the portfolio of team  $t_\alpha$ . This discussion implies the following assertion.

**Theorem 5.** *Fair schedules for IYPT correspond to the solutions of the integer linear program consisting of the feasibility constraints (3)–(8) and the fairness constraint (9) formulated for each round  $j \in [3]$ .*

Since in weakly fair schedules a team is not allowed to see a presentation of a problem in its portfolio except in the last round, we immediately have the following assertion.

**Theorem 6.** *Weakly fair schedules for IYPT correspond to the solutions of the integer linear program consisting of the feasibility constraints (3)–(8) and the fairness constraint (9) formulated for the first two rounds  $j = 1, 2$ .*

Let us now consider the strong fairness condition. Recall that a feasible schedule is strongly fair if no team  $t$  deals with a problem  $p$  more than once during the tournament. To formulate this condition, we introduce another set of non-negative variables:

$$y_{ijk\ell} \geq 0 \quad \text{for } i \in [n]; \quad j \in [3]; \quad k \in [s]; \quad \ell \in [m].$$

Inequalities (10) for each  $j \in [3]$  and each  $k \in [s]$  ensure that  $y_{ijk\ell} \geq 1$  if team  $t_i$  can see problem  $p_\ell$  during its presentation in round  $j$  in room  $r_k$ :

$$y_{ijk\ell} \geq \sum_{w=1}^m x_{ijkw} + \sum_{\alpha=1}^n x_{\alpha jk\ell} - 1. \quad (10)$$

To see this, notice that the first sum on the right-hand side is equal to 1 if team  $t_i$  presents some problem in round  $j$  in room  $r_k$ , which is equivalent to team  $t_i$  being in this room in the respective round, otherwise it is equal to 0. The second sum is equal to 1 if problem  $p_\ell$  is presented in round  $j$  in room  $r_k$  by some team  $t_\alpha$ , otherwise it is equal to 0. The inequality ensuring strong fairness is:

$$\sum_{j=1}^3 \sum_{k=1}^s y_{ijk\ell} \leq 1 \text{ for each } i \text{ and each } \ell. \quad (11)$$

**Theorem 7.** *Strongly fair schedules for IYPT correspond to solutions of the integer linear program consisting of the feasibility constraints (3)–(8) and strong fairness constraints (10) and (11).*

We prove in Observation 2 that the ILP formulation of strong fairness implies the ILP formulation of fairness.

**Observation 2.** *Fairness constraint (9) for  $j \in [3]$  follows from constraints (10) and (11).*

**Proof.** Let us assume that there exist two teams  $t_i, t_\alpha$ , round  $j$ , room  $r_k$  and problem  $p_\ell$  that violate inequality (9), i.e., the three terms are equal to 1:

$$x_{\alpha j k \ell} = 1 \quad \text{and} \quad \sum_{w=1}^m x_{i j k w} = 1 \quad \text{and} \quad c_{i \ell} = 1.$$

Then variable  $y_{i j k \ell} \geq 1$ , as the two sums on the right-hand side are equal to 1:

$$y_{i j k \ell} \geq \sum_{w=1}^m x_{i j k w} + \sum_{\beta=1}^n x_{\beta j k \ell} - 1.$$

Further, as  $c_{i \ell} = 1$ , inequality (4) implies that there exist  $j' \in [3]$  and  $k' \in [s]$  such that  $x_{i j' k' \ell} = 1$  and this in turn implies  $y_{i j' k' \ell} \geq 1$ , because in the inequality

$$y_{i j' k' \ell} \geq \sum_{w=1}^m x_{i j' k' w} + \sum_{\beta=1}^n x_{\beta j' k' \ell} - 1$$

the two sums on the right-hand side are both equal to 1. Thus inequality (10) for team  $t_i$  and problem  $p_\ell$  is violated. This means that if a feasible schedule does not fulfill inequality (9) then it cannot fulfill inequalities (10) and (11) at the same time. ■

The non-cooperativeness condition can be ensured easily.

**Theorem 8.** *A schedule is non-cooperative if the inequality*

$$\sum_{i \in T_\lambda} \sum_{\ell=1}^m x_{ijk\ell} \leq 1 \quad (12)$$

*holds for each  $j \in [3]$ , each  $k \in [s]$ , and each  $\lambda \in [\Lambda]$ .*

Notice that Model 1 is not designed to capture the roles A, B, C, D in a Fight, and thus, order fairness cannot be described in it. By adding a fifth index representing the roles to each variable  $x_{ijk\ell}$ , we could incorporate them into the model, but this would increase the number of variables and also require adding more inequalities to ensure the correct interpretation and so lead to increased computation times. However, as our algorithm from Section 4.2 translates any feasible schedule into an order fair schedule, enforcing order fairness directly in the ILP model would be superfluous.

## 5.2. Model 2

Now we assume that the set of portfolios  $\Pi$  is given in the form of triples, where  $P(t_i) = (p_1^i, p_2^i, p_3^i)$  denotes the three problems in the portfolio of team  $t_i$ . We denote by  $\ell(i, q)$  the index of the problem that is in the  $q^{th}$  position in the portfolio of team  $t_i$ . Further, we construct for each  $\ell \in [m]$  the list  $T(\ell)$  of pairs  $(i, q)$  such that problem  $p_\ell$  is the  $q^{th}$  problem in the portfolio of team  $t_i$ , i.e.,

$$T(\ell) = \{(i, q) \mid i \in [n]; p_q^i = p_\ell\}.$$

Let us introduce binary variables

$$x_{ijkq} \in \{0, 1\} \quad \text{for } i \in [n]; \quad j \in [3]; \quad k \in [s] \quad q \in [3]$$

with the following interpretation.

$$x_{ijkq} = \begin{cases} 1 & \text{if team } t_i \text{ presents the } q^{th} \text{ problem from its portfolio in round } j \text{ in room } r_k \\ 0 & \text{otherwise.} \end{cases}$$

A feasible schedule is defined by the following system of equations and inequalities:

$$\sum_{j=1}^3 \sum_{k=1}^s x_{ijkq} = 1 \quad \text{for each team } t_i \text{ and for each } q \in [3] \quad (13)$$

$$\sum_{k=1}^s \sum_{q=1}^3 x_{ijkq} = 1 \quad \text{for each team } t_i \text{ and for each round } j \quad (14)$$

$$\sum_{i=1}^n \sum_{q=1}^3 x_{ijkq} = 3 \quad \text{for each round } j \text{ and for each room } r_k \in R_3 \quad (15)$$

$$\sum_{i=1}^n \sum_{q=1}^3 x_{ijkq} = 4 \quad \text{for each round } j \text{ and for each room } r_k \in R_4 \quad (16)$$

$$\sum_{(i,q) \in T(\ell)} x_{ijkq} \leq 1 \quad \text{for each round } j, \text{ each room } r_k \text{ and for each problem } p_\ell \quad (17)$$

Solutions of system (13)-(17) correspond to feasible schedules, because these equations and inequalities mean the following.

(13): Each team presents each problem from its portfolio exactly once.

(14): Each team presents in each round exactly one problem.

(15) and (16): In each round and in each room  $r_k$  the number of presented problems is equal to  $\text{size}(r_k)$ .

(17): In each round and each room each problem is presented at most once.

Upon comparing these constraints with the ones in Model 1, it is easy to see that there is a one-to-one correspondence between constraints (5)-(14), (6)-(15), (7)-(16), and (8)-(17), respectively. Constraint (13) merges constraints (3) and (4).

Our fairness condition is analogous to inequality (9), the only difference being that now we do not need to sum over all problems, just over the problems in the portfolios of teams. Hence inequality (9) is replaced by inequality (18):

$$x_{ijkq} + \sum_{w=1}^3 x_{\alpha jkw} + c_{\alpha \ell(i,q)} \leq 2 \quad \text{for each } k \in [s], \text{ each } q \in [3], \text{ and each pair } i \neq \alpha. \quad (18)$$

**Theorem 9.** *Fair schedules for IYPT correspond to the solutions of the integer linear program consisting of the feasibility constraints (13)-(17) and the fairness constraint (18) formulated for each round  $j \in [3]$ . For weakly fair schedules inequality (18) is required only for  $j = 1, 2$ .*

For strong fairness, we still need variables  $y_{ijkl}$  for  $i \in [n]$ ,  $j \in [3]$ ,  $k \in [s]$  and  $\ell \in [m]$  with inequality

(11), but inequality (10) is replaced by

$$y_{ijkl} \geq \sum_{w=1}^3 x_{ijkw} + \sum_{(\alpha,q) \in T(\ell)} x_{\alpha ijq} - 1 \quad \text{for each } i, j, k, \ell. \quad (19)$$

Similarly as in Model 1, it can be shown that the strong fairness constraints (11) and (19) imply the fairness constraint (18).

**Theorem 10.** *Strongly fair schedules for IYPT correspond to the solutions of the integer linear program consisting of the feasibility constraints (13)–(17), and inequalities (19) and (11).*

**Theorem 11.** *A schedule is non-cooperative if the inequality*

$$\sum_{i \in T_\lambda} \sum_{q=1}^3 x_{ijkq} \leq 1. \quad (20)$$

*holds for each  $j \in [3]$ , each  $k \in [s]$  and each  $\lambda \in [\Lambda]$ .*

## 6. Computations

We now present our computational work on real and generated data in Sections 6.1 and 6.2, respectively.

### 6.1. Real data

The organizers of the two regional tournaments of the IYPT in Slovakia—Bratislava and Košice—provided us with the sets of portfolios for the years 2018 and 2019. They also showed us the schedules, prepared by them for these regional tournaments. (Let us mention here that all schedules used in reality were non-cooperative, but none of them was fair. We even encountered a team that had seen presentations on two of its problems before it presented them—see team Lions 2018 in Table 2.)

We attempted to compute schedules that are non-cooperative and fair. In our simulations we used the open source solver *lpsolve* (Berkelaar et al., 2007), version 5.5 under Java wrapper library. We kept the default parameter settings for integer and mixed integer problems. The solver was running on a desktop computer with the processor Intel (R) Core (TM) i5-2500 3.3 GHz and 6 GB RAM.

Summaries of the computations with real data for Model 1 and Model 2 are given in Tables 5 and 6, respectively. Columns contain the number of teams, the number of 3-rooms and 4-rooms, the number of variables and constraints in the constructed ILP, the computation time in seconds, and the degree of fairness, respectively. In all cases, with the exception of the 15 applications from the regional tournament

Košice 2018, we were able to obtain a non-cooperative fair schedule within seconds. The problematic case was due to using three 4-rooms and only one 3-room for 15 teams. We set the parameter timeout for 10 and 5 minutes in Model 1 and Model 2, respectively, and the solver was not able to find a fair schedule within this time limit. However, we found a non-cooperative weakly fair solution for this case, and also a non-cooperative fair solution if the 15 teams were scheduled to fill up five 3-rooms.

Notice that the size of the generated ILP for Model 2 was approximately six times smaller (in terms of numbers of variables as well as constraints) than that in Model 1, but the time savings were much higher. Therefore in the subsequent numerical experiments we used Model 2 only. We remark that for the strong fairness criterion, Model 2 did not reach any conclusion within time limit of 5 minutes for any of these real instances.

File	teams	3-rooms	4-rooms	variables	constraints	run-time (s)	result
KE2018	15	5	0	3 824	69 480	182.9	Fair
KE2018	15	1	3	3 060	55 644	600	TimeOut
KE2018	15	1	3	3 060	38 304	197.1	Weakly fair
KE2019	13	3	1	2 652	40 280	85.3	Fair
BA2018	13	3	1	3 652	40 304	98.1	Fair
BA2019	9	3	0	1 377	15 516	3.3	Fair

Table 5: Summary of computations of non-cooperative fair schedules – Model 1.

File	teams	3-rooms	4-rooms	variables	constraints	run-time (s)	result
KE2018	15	5	0	675	11 220	3.43	Fair
KE2018	15	1	3	540	8 994	300	TimeOut
KE2018	15	1	3	540	6 474	6.51	Weakly fair
KE2019	13	3	1	468	6 870	48.86	Fair
BA2018	13	3	1	468	6 894	6.38	Fair
BA2019	9	3	0	243	2 673	0.09	Fair

Table 6: Summary of computations of non-cooperative fair schedules – Model 2.

## 6.2. Randomly generated data

We randomly generated sets of portfolios that resemble the situations that typically occur in practice. The structure of the generated samples was derived from the structure of portfolio sets in recent years and from our knowledge of the situation in Physics education and schools in the respective regions.

Teams for the competition are nominated by schools and we assume that a ‘big school nominates between 2 and 4 teams whilst a ‘small school nominates 1 or 2 teams. Higher numbers were less probable. In more detail, we set the probabilities that a big school nominates 2, 3, and 4 teams at 0.5, 0.3, and 0.2,

respectively. For small schools, the probability of nominating one team was 0.75 and that of nominating 2 teams 0.25. Further, we assumed that not all problems are equally popular. We estimated that in the set of 17 published problems there are 8 problems with low popularity, 6 problems with medium popularity and 3 problems with high popularity. We assumed that a team chooses a problem of low popularity with probability  $\mu$ , a problem of medium popularity with probability  $2\mu$  and a problem of high popularity with probability  $4\mu$ .

We generated 50 samples for region Bratislava and another 50 samples for region Košice. We assumed that in region Bratislava there are 3 big schools and 3 small schools, whilst in region Košice there are 2 big schools and 6 small schools. The number of teams  $n$  in the generated samples was between 9 and 15 for Bratislava and it was between 10 and 16 for Košice.

The results of computations of non-cooperative weakly fair, fair, and strongly fair schedules are summarized in Tables 7 and 8. The column labelled *undecided* shows the number and ratio of instances for which the solver stopped after 5 minutes due to the prescribed time-out without any result. Computation times are summarized separately for feasible and infeasible instances. Notice that we performed the computations of fair and strongly fair schedules even for instances where we already knew that a schedule fulfilling a weaker form of fairness does not exist so as to obtain a comparison of computation times.

Criterion	Number and ratio of instances			CPU time (feasible)		CPU time (infeasible)	
	infeasible	undecided	feasible	median	maximum	median	maximum
Weakly fair	6 (12%)	7 (12%)	37 (74%)	0.290	156.51	8.86	231.49
Fair	7 (14%)	14 (24%)	29 (58%)	0.610	112.64	2.65	239.93
Strongly fair	6 (12%)	43 (86%)	1 (2%)	1.220	1.22	1.26	162.46

Table 7: Summary of computations for randomly generated data: region Bratislava.

Criterion	Number and ratio of instances			CPU time (feasible)		CPU time (infeasible)	
	infeasible	undecided	feasible	median	maximum	median	maximum
Weakly fair	2 (4%)	3 (6%)	45 (90%)	0.66	47.48	0.53	91.56
Fair	2 (4%)	20 (40%)	28 (56%)	2.27	269.63	1.42	169.61
Strongly fair	2 (4%)	47 (94%)	1 (2%)	93.84	93.84	0.72	23.04

Table 8: Summary of computations for randomly generated data: region Košice.

The computations depicted in Tables 7 and 8 correspond to the choice of room sizes that follow the international rules. This means that 4-rooms are only used when necessary, hence the number of 4-rooms is 0, 1 or 2. However, sometimes the organizers of regional tournaments want to minimize the number of rooms used and prefer 4-rooms. A different composition of room sizes is possible in our case if  $n = 12, 15$  or 16. The number of instances with such  $n$  among Bratislava-type data was 14 and among Košice-type

data it was 21. Notice that for  $n = 12$  and  $n = 16$  a schedule that uses only 4-rooms is possible, for  $n = 15$  one can use 3 rooms of size 4 and one 3-room. In this case chances of the existence of a fair schedule are much lower. For Bratislava region and non-cooperative weak fairness, 8 instances out of 14 were infeasible, for 3 of them the solver was not able to find an answer within 1 hour and only 3 instances admitted a weakly fair schedule; for one of them the answer was output after 19 minutes. The results for Košice region are given in Table 9. Notice that here we also used the time limit of 1 hour.

Criterion	Number and ratio of instances			CPU time (feasible)		CPU time (infeasible)	
	infeasible	undecided	feasible	median	maximum	median	maximum
Weakly fair	7 (33%)	6 (29%)	8 (38%)	0.935	189.04	4.14	399.45
Fair	7 (33%)	10 (48%)	4 (19%)	3.6825	26.06	12.596	572.56
Strongly fair	7 (33%)	14 (67%)	0	n.a.	n.a.	1.2	39.82

Table 9: Summary of computations with minimum number of rooms, randomly generated data, region Košice.

## 7. Conclusion

In this paper we studied the scheduling problem arising in the organization of regional competitions of the International Young Physicist Tournament. Based on considerations of organizers, we introduced novel fairness criteria for scheduling problems. To find fair schedules we proposed integer linear programs and applied them successfully to real portfolio sets from recent years and explored their behaviour on randomly generated data.

Our simulations revealed that if teams are allowed to choose their portfolios completely arbitrarily, then the chances of a non-cooperative fair schedule may be low. Let us therefore think about another approach. Suppose that instead of submitting a fixed portfolio, each team submits a preference ordering of the problems—perhaps it might even be allowed to label some problems as unacceptable. We seek a matching of teams to triples of problems, which enables a fair schedule, and is in a sense optimal. Several optimality criteria can be thought of, for example minimizing the position of the least preferred problem in the final portfolio of each team, or minimizing the weighted sum of ranks of assigned problems in the portfolio.

Notice that besides the graph-theoretical Problem 1 that we formulated in Section 4.1 we leave the theoretical complexity of the existence of a fair schedule open. Practically, in some cases it is easy to see why a fair schedule does not exist, e.g., if the portfolios are too similar to each other. The next theoretical step could be deriving some easily verifiable combinatorial certificate for unsolvable fair schedule instances.

We hope to have opened a new perspective on student competition scheduling with our work. Our ILP model seems to be useful for the preparation of fair schedules of regional tournaments that are consistent



with the IYPT rules of at least four countries: Austria, Germany, Slovakia, and Switzerland. Furthermore, other competition schedules could potentially be automatized as well. A good starting point here is the analogous version of IYPT in mathematics, the International Tournament of Young Mathematicians. By applying an ILP approach to the rules at The World Universities Debating Championship or other debating tournaments we could also potentially determine fair schedules for debate rooms.

## Acknowledgement

Katarína Cechárová has been supported by APVV grant APVV-17-0568 and VEGA grant 1/0311/18. Ágnes Cseh was supported by the Hungarian Academy of Sciences under its Momentum Programme (LP2016-3/2020), OTKA grant K128611, and COST Action CA16228 European Network for Game Theory. Zsuzsanna Jankó was supported by OTKA grant K128611.

## References

- Achá, R. A., & Nieuwenhuis, R. (2014). Curriculum-based course timetabling with SAT and MaxSAT. *Annals of Operations Research*, 2018, 71–91.
- Atan, T., & Çavdaroglu, B. (2018). Minimization of rest mismatches in round robin tournaments. *Computers & Operations Research*, 99, 78–89.
- Aykin, T. (1996). Optimal shift scheduling with multiple break windows. *Management Science*, 42, 591–602.
- Baptiste, P., Le Pape, C., & Nuijten, W. (2012). *Constraint-based scheduling: applying constraint programming to scheduling problems* volume 39. Springer Science & Business Media.
- Berkelaar, M., Dirks, J., Eikland, K., Notebaert, P., Ebert, J., & Gourvest, H. (2007). lpsolve: A mixed integer linear programming (MILP) solver. <http://sourceforge.net/projects/lpsolve> Last accessed on May 24, 2020.
- Bradbury, M. et al. (2017). J.A. Thompson history debating competition 2017. *Teaching History*, 51, 44–45.
- Briskorn, D., & Drexler, A. (2009). IP models for round robin tournaments. *Computers & Operations Research*, 36, 837–852.
- Bruni, R., & Detti, P. (2014). A flexible discrete optimization approach to the physician scheduling problem. *Operations Research for Health Care*, 3, 191–199.

- Diestel, R. (2005). *Graph Theory*. Springer.
- Edie, L. C. (1954). Traffic delays at toll booths. *Journal of the Operations Research Society of America*, 2, 107–138.
- EURO Working Group on Automated Timetabling (2019). List of educational timetabling papers. <http://watt.cs.kuleuven.be/application-area/educational-timetabling/papers> Last accessed on May 24, 2020.
- Even, S., Itai, A., & Shamir, A. (1976). On the complexity of timetable and multicommodity flow problems. *SIAM Journal on Computing*, 5, 691–703.
- Goossens, D. R., & Spieksma, F. C. (2012). Soccer schedules in Europe: an overview. *Journal of Scheduling*, 15, 641–651.
- Hall, P. (1935). On representatives of subsets. *Journal of the London Mathematical Society*, 10, 26–30.
- Hopcroft, J. E., & Karp, R. M. (1973). An  $n^{5/2}$  algorithm for maximum matchings in bipartite graphs. *SIAM Journal on Computing*, 2, 225–231.
- Januario, T., Urrutia, S., Ribeiro, C. C., & de Werra, D. (2016). Edge coloring: A natural model for sports scheduling. *European Journal of Operational Research*, 254, 1–8.
- Keszegh, B. (2019). Two-coloring triples such that in each color class every element is missed at least once. ArXiv 1910:02417.
- König, D. (1916). Graphok és alkalmazásuk a determinánsok és a halmazok elméletére (Hungarian). *Mathematikai és Természettudományi Értesítő*, 34, 104–119.
- Lewis, R., & Thompson, J. (2011). On the application of graph colouring techniques in round-robin sports scheduling. *Computers & Operations Research*, 38, 190–204.
- Neumann, S., & Wiese, A. (2016). This house proves that debating is harder than soccer. ArXiv 1605:03063.
- Nurmi, K., Bartsch, T., Bonomo, F., Briskorn, D., Duran, G., Goossens, D., Kyngäs, J., Ribeiro, C., Spieksma, F., Urrutia, S. et al. (2010). A framework for a highly constrained sports scheduling problem. *IAENG Transactions on Engineering Technologies*, 5, 14–28.
- Pang, H., Wang, J.-s., Li, S.-x., Wang, J., Li, L., & Zhang, Y. (2018). Role of debating competition in medical immunology teaching. *Chinese Journal of Immunology*, 34, 761–764.

- Rasmussen, R. V. (2008). Scheduling a triple round robin tournament for the best Danish soccer league. *European Journal of Operational Research*, 185, 795–810.
- Schaerf, A. (1999). A survey of automated timetabling. *Artificial Intelligence Review*, 13, 87–127.
- Spies-Butcher, B. (2007). Debating and public speaking as oral literary: promoting democratic education. In *National Conference on Future Directions in Literacy* (pp. 269–279). Sydney University Press.
- Stolletz, R., & Brunner, J. O. (2012). Fair optimization of fortnightly physician schedules with flexible shifts. *European Journal of Operational Research*, 219, 622–629.
- Suksompong, W. (2016). Scheduling asynchronous round-robin tournaments. *Operations Research Letters*, 44, 96–100.
- The World Universities Debating Championships (2014). Debating and judging manual. <https://debate.uvm.edu/> Last accessed on May 24, 2020.
- Ullman, J. D. (1975). NP-complete scheduling problems. *Journal of Computer and System Sciences*, 10, 384–393.
- Urrutia, S., & Ribeiro, C. (2009). Scheduling the Brazilian soccer tournament by integer programming maximizing audience shares under fairness constraints. In *The 23rd European Conference on Operation Research, Bonn*.
- Vangerven, B., Ficker, A. M., Goossens, D. R., Passchyn, W., Spieksma, F. C., & Woeginger, G. J. (2018). Conference scheduling – a personalized approach. *Omega*, 81, 38–47.