

# Nucleus Decomposition in Probabilistic Graphs: Hardness and Algorithms

Fatemeh Esfahani  
University of Victoria  
Victoria, Canada  
esfahani@uvic.ca

Venkatesh Srinivasan  
University of Victoria  
Victoria, Canada  
srinivas@uvic.ca

Alex Thomo  
University of Victoria  
Victoria, Canada  
thomo@uvic.ca

Kui Wu  
University of Victoria  
Victoria, Canada  
wkui@uvic.ca

## ABSTRACT

Finding dense components in graphs is of great importance in analysing the structure of networks. Popular and computationally feasible frameworks for discovering dense subgraphs are core and truss decompositions. Recently, Sarfraz et al. introduced nucleus decomposition, a generalization which uses higher-order structures and can reveal interesting subgraphs that can be missed by core and truss decompositions.

In this paper, we present *nucleus decomposition in probabilistic graphs*. We study the most interesting case of nucleus decomposition,  $k$ -(3, 4)-nucleus, which asks for maximal subgraphs where each triangle is contained in  $k$  4-cliques. The major questions we address are: How to define meaningfully nucleus decomposition in probabilistic graphs? How hard is computing nucleus decomposition in probabilistic graphs? Can we devise efficient algorithms for exact or approximate nucleus decomposition in large graphs?

We present three natural definitions of nucleus decomposition in probabilistic graphs: *local*, *global*, and *weakly-global*. We show that the local version is in PTIME, whereas global and weakly-global are #P-hard and NP-hard, respectively. We present an efficient and exact dynamic programming approach for the local case and furthermore, present statistical approximations that can scale to large datasets without much loss of accuracy. For global and weakly-global decompositions, we complement our intractability results by proposing efficient algorithms that give approximate solutions based on search space pruning and Monte-Carlo sampling. Our extensive experimental results show the scalability and efficiency of our algorithms. Compared to probabilistic core and truss decompositions, nucleus decomposition significantly outperforms in terms of density and clustering metrics.

## PVLDB Reference Format:

Fatemeh Esfahani, Venkatesh Srinivasan, Alex Thomo, and Kui Wu.  
Nucleus Decomposition in Probabilistic Graphs:  
Hardness and Algorithms. PVLDB, 14(1): XXX-XXX, 2020.  
doi:XX.XX/XXX.XX

## 1 INTRODUCTION

Probabilistic graphs are graphs where each edge has a probability of existence (cf. [3–5, 23, 24, 33, 44]). Many real-world graphs, such as social, trust, and biological networks are associated with intrinsic

uncertainty. For instance, in social and trust networks, an edge can be weighted by the probability of influence or trust between two users that the edge connects [18, 26, 29]. In biological networks of protein-protein interactions (cf. [6]), an edge can be assigned a probability value representing the strength of prediction that a pair of proteins will interact in a living organism [11, 12, 43]. In these and other examples, probabilities stem from the inexact nature of prediction processes or laboratory experiments that are prone to measurement errors.

Mining dense subgraphs and discovering hierarchical relations between them is a fundamental problem in graph analysis tasks. For instance, it can be used in visualizing complex networks [52], finding correlated genes and motifs in biological networks [17, 49], detecting communities in social and web graphs [13, 28], summarizing text [1], and revealing new research subjects in citation networks [39]. Core and truss decompositions are popular tools for finding dense subgraphs. A  $k$ -core is a maximal subgraph in which each vertex has at least  $k$  neighbors, and a  $k$ -truss is a maximal subgraph whose edges are contained in at least  $k$  triangles<sup>1</sup>. Core and truss decompositions have been extensively studied in both deterministic as well as probabilistic graphs (cf. [3, 15, 22, 25, 35, 46]).

A recent notion of dense subgraphs is *nucleus* introduced by Sarfraz et al. [41]. Nucleus decomposition is a generalization of core and truss decompositions that uses higher-order structures to detect dense regions. As [41] shows, nucleus decomposition can reveal interesting subgraphs that can be missed by core and truss decompositions. In a nutshell, a  $k$ -( $r$ ,  $s$ )-nucleus is a maximal subgraph whose  $r$ -cliques are contained in at least  $k$  of  $s$ -cliques, where  $s > r$ . For  $r = 1, s = 2$  and  $r = 2, s = 3$  we obtain the notions of  $k$ -core and  $k$ -truss, respectively. For  $r = 3, s = 4$ ,  $r$ -cliques are *triangles*,  $s$ -cliques are *4-cliques*, and  $k$ -(3, 4)-nucleus is strictly stronger than  $k$ -truss and  $k$ -core. Sarfraz et al. in [41] observed that, in practice,  $k$ -(3, 4)-nucleus is the most interesting decomposition in terms of the quality of subgraphs produced for a large variety of graphs. As such, in this paper we also focus on this decomposition. As shown in [41], (3, 4)-nucleus decomposition can be efficiently computed in deterministic graphs.

However, to the best of our knowledge, *nucleus decomposition over probabilistic graphs* has not been studied yet. The fact that nucleus decomposition can be computed efficiently in deterministic graphs does not guarantee the same in probabilistic graphs. In such graphs, even simple problems may become hard (e.g. two terminal reachability, an easy problem in deterministic graphs, becomes #P-complete in probabilistic graphs).

This work is licensed under the Creative Commons BY-NC-ND 4.0 International License. Visit <https://creativecommons.org/licenses/by-nc-nd/4.0/> to view a copy of this license. For any use beyond those covered by this license, obtain permission by emailing [info@vldb.org](mailto:info@vldb.org). Copyright is held by the owner/author(s). Publication rights licensed to the VLDB Endowment.

Proceedings of the VLDB Endowment, Vol. 14, No. 1 ISSN 2150-8097.  
doi:XX.XX/XXX.XX

<sup>1</sup>Or  $(k - 2)$  triangles depending on the definition.

## 1.1 Contributions

We are the first to study nucleus decomposition in probabilistic graphs. The major questions we address in this paper are: How to define meaningfully nucleus decomposition in probabilistic graphs? How hard is computing nucleus decomposition in probabilistic graphs? Can we devise efficient algorithms for exact or approximate nucleus decomposition in large graphs?

**Definitions.** We start by introducing three natural notions of probabilistic nucleus decomposition (Section 3). They are based on the concept of *possible worlds* (PW's), which are instantiations of a probabilistic graph obtained by flipping a biased coin for each edge independently, according to its probability. We define *local*, *global*, and *weakly-global* notions of nucleus as a maximal probabilistic subgraph  $\mathcal{H}$  satisfying different structural conditions for each case.

In the local case, we require a good number of PW's of  $\mathcal{H}$  to satisfy a high level of density around each triangle (in terms of 4-cliques containing it) in  $\mathcal{H}$ . This is local in nature because the triangles are considered independently of each other. To contrast this, we introduce the global notion, where we request the PW's themselves be deterministic nuclei. This way, not only do we achieve density around each triangle but also ensure the same is achieved for all the triangles of  $\mathcal{H}$  simultaneously. Finally, we relax this strict requirement for the weakly-global case by requiring that PW's only contain a deterministic nucleus that includes the triangles of  $\mathcal{H}$ .

**Global and Weakly-Global Cases.** We show that computing global and weakly-global decompositions are intractable, namely #P-hard and NP-hard, respectively (Section 4). We complement our intractability results by proposing efficient algorithms for these two cases that give approximate solutions based on search space pruning combined with Monte-Carlo sampling (Section 6).

**Local Case.** We show that local nucleus decomposition is in PTIME (Section 5). The main challenge is to compute the probability of each triangle to be contained in  $k$  4-cliques. We present a dynamic programming (DP) solution for this task, which combined with a triangle peeling approach, solves the problem of local nucleus decomposition efficiently. While this is welcome result, we further propose statistical methods to speed-up the computation. Namely, we provide a framework where well-known distributions, such as Poisson, Normal, and Binomial, can be employed to approximate the DP results. We provide detailed conditions under which the approximations can be used reliably, otherwise DP is used as fallback. This hybrid approach speeds-up the computation significantly and is able to handle datasets, which DP alone cannot.

**Experiments.** We present extensive experiments on a wide range of real datasets to test our proposed methods (Section 7). The main takeaways are as follows. Our DP method for local nucleus decomposition is efficient and can handle all but one of the datasets; when combined with our statistical approximations, the process is significantly sped-up and can handle much larger datasets.

We demonstrate the importance of nucleus decomposition by comparing it to probabilistic core and truss decomposition using density and clustering metrics. The results show that nucleus decomposition significantly outperforms core and truss decompositions in terms of these metrics.

## 2 BACKGROUND

Let  $G = (V, E)$  be an undirected graph, where  $V$  is a set of vertices, and  $E$  is a set of edges. For a vertex  $v \in V$ , let  $N(v)$  be the set of  $v$ 's neighbors:  $N(v) = \{u : (u, v) \in E\}$ . The (deterministic) degree of  $v$  in  $G$ , is equal to  $|N(v)|$ .

**Nucleus decomposition in deterministic graphs.** Nucleus decomposition is a generalization of core and truss decompositions [41]. Each nucleus is a subgraph which contains a dense cluster of cliques. The formal definitions are as follows.

Let  $r, s$  with  $r < s$  be positive integers. We call cliques of size  $r$ ,  $r$ -cliques, and denote them by  $R, R'$ , etc. Analogously, we call cliques of size  $s$ ,  $s$ -cliques, and denote them by  $S, S'$ , etc.

**DEFINITION 1.** The  $s$ -support of an  $r$ -clique  $R$  in  $G$ , denoted by  $s\text{-supp}_G(R)$ , is the number of  $s$ -cliques in  $G$  that contain  $R$ .

**DEFINITION 2.** Two  $r$ -cliques  $R$  and  $R'$  in  $G$ , are  $s$ -connected, if there exists a sequence  $R = R_1, R_2, \dots, R_k = R'$  of  $r$ -cliques in  $G$  such that for each  $i$ , there exists some  $s$ -clique in  $G$  that contains  $R_i \cup R_{i+1}$ .

Now we give the definition of nucleus decomposition in deterministic graphs.

**DEFINITION 3.** Let  $k$  be a positive integer. A  $k$ -( $r, s$ )-nucleus is a maximal subgraph  $H$  of  $G$  with the following properties.

- (1)  $H$  is a union of  $s$ -cliques: every edge in  $H$  is part of an  $s$ -clique in  $H$ .
- (2)  $s\text{-supp}_H(R) \geq k$  for each  $r$ -clique  $R$  in  $H$ .
- (3) Each pair  $R, R'$  of  $r$ -cliques in  $H$  is  $s$ -connected in  $H$ .

For simplicity, whenever clear from the context, we will drop the use of prefix  $s$  from the definition of support and connectedness.

When  $r = 1, s = 2$ ,  $r$ -cliques are nodes,  $s$ -cliques are edges, and  $k$ -(1, 2)-nucleus is the well-known notion of  $k$ -core. When  $r = 2, s = 3$ ,  $r$ -cliques are edges,  $s$ -cliques are triangles, and  $k$ -(2, 3)-nucleus is the well-known notion of  $k$ -truss. [41] shows that  $k$ -(3, 4)-nucleus, where we consider triangles and 4-cliques, provides much more interesting insights compared to  $k$ -core and  $k$ -truss in terms of density and hierarchical structure. As such, in this paper, we also focus mostly on the  $r = 3, s = 4$  case. For simplicity, in the rest of the paper, we will drop using  $r$  and  $s$  and assume them to be 3 and 4, respectively. In particular, we will refer to  $k$ -(3, 4)-nucleus as simply  $k$ -nucleus.

**Probabilistic Graphs.** A probabilistic graph is a triple  $\mathcal{G} = (V, E, p)$ , where  $V$  and  $E$  are as before and  $p : E \rightarrow (0, 1]$  is a function that maps each edge  $e \in E$  to its existence probability  $p_e$ . In the most common probabilistic model (cf. [3, 23, 24]), the existence probability of each edge is assumed to be independent of other edges.

In order to analyze probabilistic graphs, we use the concept of *possible worlds* that are deterministic graph instances of  $\mathcal{G}$  in which only a subset of edges appears. The probability of a possible world  $G \subseteq \mathcal{G}$  is obtained as follows:

$$\Pr(G) = \prod_{e \in E_G} p_e \prod_{e \in E \setminus E_G} (1 - p_e). \quad (1)$$

For instance, consider probabilistic graph  $\mathcal{G}$  in Figure 1a, and a possible world  $G$  in Figure 1b in which edges (1, 7) and (2, 4) do not exist. Using Equation 1, the existence probability of  $G$  is equal to 0.01152.

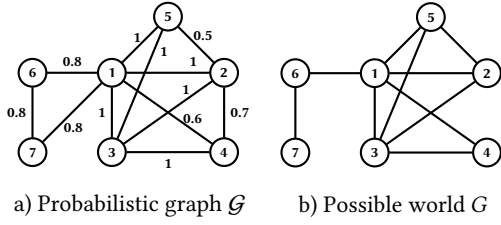


Figure 1: A probabilistic graph and one of its possible worlds

### 3 PROBABILISTIC NUCLEI

We define three variants of nucleus decomposition in probabilistic graphs which are naturally derived based on Definitions 4 and 5 we give below. These variants relate to the nature of nucleus and we refer to them as **local** ( $\ell$ ), **global** ( $g$ ), and **weakly-global** ( $w$ ).

DEFINITION 4. Let  $\mathcal{G}$  be a probabilistic graph,  $\Delta$  a triangle, and  $\mu$  a mode in set  $\{\ell, g, w\}$ . Then,  $X_{\mathcal{G}, \Delta, \mu}$  is a random variable that takes integer values  $k$  with tail probability

$$\Pr(X_{\mathcal{G}, \Delta, \mu} \geq k) = \sum_{G \in \mathcal{G}} \Pr[G | \mathcal{G}] \cdot \mathbb{1}_{\mu}(G, \Delta, k), \quad (2)$$

where indicator variable  $\mathbb{1}_{\mu}(G, \Delta, k)$  is defined depending on mode  $\mu$  as follows.

- $\mathbb{1}_{\ell}(G, \Delta, k) = 1$  if  $\Delta$  is in  $G$ , and the support of  $\Delta$  in  $G$  is at least  $k$ .
- $\mathbb{1}_g(G, \Delta, k) = 1$  if  $\Delta$  is in  $G$ , and  $G$  is a deterministic  $k$ -nucleus.
- $\mathbb{1}_w(G, \Delta, k) = 1$  if  $\Delta$  is in  $G$ , and there is a subgraph  $G'$  of  $G$  that contains  $\Delta$  and is a deterministic  $k$ -nucleus.

In the above definition,  $\mathbb{1}_{\ell}(G, \Delta, k)$  has a local quality because a possible world  $G$  satisfies its condition if it provides sufficient support to triangle  $\Delta$  without considering other triangles in  $G$ . On the other hand,  $\mathbb{1}_g(G, \Delta, k)$  and  $\mathbb{1}_w(G, \Delta, k)$  have a global quality because a possible world  $G$  satisfies their conditions only when other triangles in  $G$  are considered as well (creating a nucleus together).

In the following, as *preconditions* for cohesiveness, we will assume *cliqueness* and *connectedness* for the nuclei subgraphs we define. Specifically, we will only consider subgraphs  $\mathcal{H}$ , which, ignoring edge probabilities, are unions of 4-cliques, and where each pair of triangles in  $\mathcal{H}$  is connected in  $\mathcal{H}$ .

DEFINITION 5. Let  $\mathcal{G} = (V, E, p)$  be a probabilistic graph. Given threshold  $\theta \in [0, 1]$ , integer  $k \geq 0$ , and  $\mu \in \{\ell, g, w\}$ , a  $\mu$ -( $k, \theta$ )-nucleus  $\mathcal{H}$  is a maximal subgraph of  $\mathcal{G}$ , such that  $\Pr(X_{\mathcal{H}, \Delta, \mu} \geq k) \geq \theta$  for each triangle  $\Delta$  in  $\mathcal{H}$ .

Moreover, the  $\mu$ -( $k, \theta$ )-nucleusness (or simply nucleusness when  $\mu, k$ , and  $\theta$  are clear from context) of a triangle  $\Delta$  is the largest value of  $k$  such that  $\Delta$  is contained in a  $\mu$ -( $k, \theta$ )-nucleus.

Intuitively for  $\mu = \ell$ , from a probabilistic perspective, a subgraph  $\mathcal{H}$  of  $\mathcal{G}$  can be regarded as a cohesive subgraph of  $\mathcal{G}$  if the support of every triangle in  $\mathcal{H}$  is no less than  $k$  with high probability (no less than a threshold  $\theta$ ). We call this version local nucleus.

Local nucleus is a nice concept for probabilistic subgraph cohesiveness, however, it has the following shortcoming. While it ensures that every triangle  $\Delta$  in  $\mathcal{H}$  has support at least  $k$  in a

good number of instantiations of  $\mathcal{H}$ , it does not ensure those instantiations are deterministic nuclei themselves or they contain some nucleus which in turn contains  $\Delta$ . Obviously, nucleusness is a desired property to ask for in order to achieve a higher degree of cohesiveness and this leads to the other two versions of probabilistic nucleus of a global nature, which we call global and weakly-global (obtained for  $\mu = g$  and  $\mu = w$ ).

EXAMPLE 1. Consider the probabilistic graph  $\mathcal{G}$  in Figure 1a. A  $\ell$ -( $k, \theta$ )-nucleus  $\mathcal{H}$  of  $\mathcal{G}$  is shown in Figure 2a, where  $k = 1$ , and  $\theta = 0.42$ . We can verify that each triangle in  $\mathcal{H}$  is contained in one 4-clique with probability at least 0.42. For instance, triangle  $\Delta = (1, 3, 5)$  is part of the 4-clique on vertices  $\{1, 2, 3, 5\}$ . For this 4-clique, the probability for it to be in a possible world is equal to  $1 \cdot 1 \cdot 1 \cdot 1 \cdot 1 \cdot 0.5 = 0.5$ . Thus,  $\Pr(X_{\mathcal{H}, \Delta, \ell} \geq 1) = 0.5$  which is greater than  $\theta = 0.42$ . Subgraph  $\mathcal{H}$  is also a  $w$ -(1, 0.42)-nucleus. This is because the 4-cliques that contain the triangles of  $\mathcal{H}$  are deterministic 1-nuclei which appear with high probability over the possible worlds of  $\mathcal{H}$ .

However,  $\mathcal{H}$  in Figure 2a is not a  $g$ -(1, 0.42)-nucleus. In particular, the only possible worlds of  $\mathcal{H}$  which are deterministic 1-nuclei are the graphs depicted in Figures 2b and 2c. The existence probabilities of these graphs are 0.06 and 0.21, respectively. Computing  $\Pr(X_{\mathcal{H}, \Delta, g} \geq 1)$  using Equation 2, for triangle  $\Delta = (1, 3, 5) \in \mathcal{H}$ , gives  $\Pr(X_{\mathcal{H}, \Delta, g} \geq 1) = 0.06 + 0.21 = 0.27 < \theta$ .

Two  $g$ -(1, 0.42)-nuclei of graph  $\mathcal{G}$  are shown in Figure 3a and 3b. Based on Equation 2, for both subgraphs, the only possible world which is a deterministic 1-nucleus is the one containing all the edges, with existence probability  $1^5 \cdot 0.5 = 0.5$  and  $1^4 \cdot 0.6 \cdot 0.7 = 0.42$ , respectively.

The above example illustrated local and global nuclei and their differences. While the local and global nuclei were distinctly different, the weakly-global nucleus coincided with the local one. In the following example, we illustrate that this is not the case in general.

EXAMPLE 2. Figure 3c shows a  $\ell$ -( $k, \theta$ ) nucleus  $\mathcal{H}$ , where  $k = 2$  and  $\theta = 0.01$ . Although each triangle is contained in at least two of the 4-cliques with probability greater than 0.01, this graph cannot be a  $w$ -( $k, \theta$ ) nucleus. This is because,  $\mathcal{H}$  has only one possible world  $H$  which is a deterministic 2-nucleus. In this possible world, all the edges must exist. Otherwise, the graph will not be a 2-nucleus. Therefore,  $\Pr(X_{\mathcal{H}, \Delta, w} \geq 2) = 0.006 < \theta$ .

In general,  $g$ -( $k, \theta$ )-nuclei are smaller and more cohesive than  $w$ -( $k, \theta$ )-nuclei. We remark that, every  $g$ -( $k, \theta$ )-nucleus is contained in a  $w$ -( $k, \theta$ )-nucleus which in turn is contained in an  $\ell$ -( $k, \theta$ )-nucleus.

**Nucleus Decomposition.** The nucleus decomposition finds the set of all the  $\mu$ -( $k, \theta$ )-nuclei for different values of  $k$ . We will study the problem in the three different modes we consider. Specifically, we call nucleus-decomposition problems for the different modes  $\ell$ -NuDecomp,  $g$ -NuDecomp, and  $w$ -NuDecomp, respectively.

We show that  $\ell$ -NuDecomp can be computed in polynomial time and furthermore we give several algorithms to achieve efficiency for large graphs. Before this, we start by showing that  $g$ -NuDecomp and  $w$ -NuDecomp are #P-hard and NP-hard, respectively. Nevertheless, as we show later in the paper, once we obtain the  $\ell$ -NuDecomp, we can use it as basis, combined with sampling techniques, to effectively approximate  $g$ -NuDecomp and  $w$ -NuDecomp.

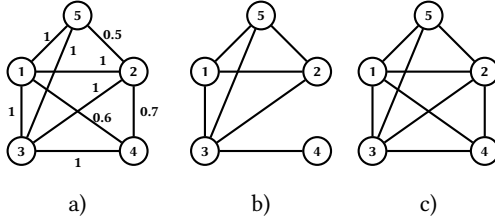


Figure 2: a)  $\ell$ -(1,0.42)-nucleus  $\mathcal{H}$  of graph  $\mathcal{G}$  in Figure 1, b) and c) possible worlds of  $\mathcal{H}$  as deterministic 1-nucleus.

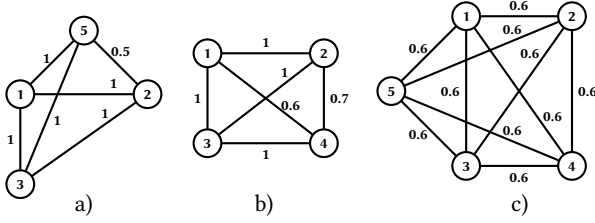


Figure 3: a) and b) Two  $g$ -(1,0.42)-nuclei of  $\mathcal{G}$  in Figure 1, induced by vertex sets  $\{1, 2, 3, 5\}$  and  $\{1, 2, 3, 4\}$ , c) a  $\ell$ -(2,0.01)-nucleus which is not a  $w$ -(2,0.01)-nucleus.

## 4 HARDNESS RESULTS

In this section, we show that the problems of computing  $g$ -( $k, \theta$ )-nuclei and  $w$ -( $k, \theta$ )-nuclei are intractable. More specifically, we show that computing  $g$ -( $k, \theta$ )-nuclei is  $\#P$ -hard and computing  $w$ -( $k, \theta$ )-nuclei is NP-hard. In order to show the former, we use a reduction from the decision version of network reliability problem. We begin with its definition:

**DEFINITION 6. Network Reliability [45].** Given a probabilistic graph  $\mathcal{G} = (V, E, p)$ , its reliability is defined as the probability that its sampled possible worlds remain connected:

$$\text{conn}(\mathcal{G}) = \sum_{G \subseteq \mathcal{G}} \Pr[G \mid \mathcal{G}] \cdot C(G), \quad (3)$$

where  $G$  is a possible world of  $\mathcal{G}$ , and  $C(G)$  is an indicator function taking on 1 if the possible world  $G$  is connected and 0 otherwise.

It has been shown that, given a probabilistic graph  $\mathcal{G}$ , computing its reliability exactly is  $\#P$ -hard [45]. We now show that its decision version is also  $\#P$ -hard.

**DEFINITION 7. Decision Version of Network Reliability.** Given a probabilistic graph  $\mathcal{G} = (V, E, p)$ , and input threshold  $\theta$ , is its reliability at least  $\theta$ ?

Note that an algorithm for the decision version of reliability can be employed to produce a solution for the original reliability problem. This can be done by using binary search, starting with a guess,  $\theta = 0.5$ , and halving the search space each time, until the exact value of reliability is deduced, up to the machine supported precision. Polynomially many calls to the decision version are enough in this process, therefore we state that

**LEMMA 1.** Decision version of network reliability is  $\#P$ -hard.

We now describe our reduction from this problem to  $g$ -NuDecomp.

Let  $v$  be an arbitrary vertex in  $\mathcal{G}$ . We create two dummy vertices  $u$  and  $w$ , and the corresponding edges  $(u, v)$ ,  $(u, w)$ , and  $(v, w)$  with probabilities  $p(u, v) = 1$ ,  $p(u, w) = 1$ , and  $p(v, w) = 1$ , respectively. Let  $\Delta = (u, v, w)$  be the resulting triangle created with existence probability of 1. Also, let the resulting graph be  $\mathcal{F}$ .

**LEMMA 2.**  $\mathcal{G}$  has reliability at least  $\theta$  if and only if  $\Pr(X_{\mathcal{G}, \Delta} \geq 0) \geq \theta$ .

**PROOF.** Note that the triangle  $\Delta$  appears in each possible world  $F$  of  $\mathcal{F}$ . Corresponding to each possible world  $F = (V \cup \{u, w\}, E_G \cup \{(u, v), (u, w), (v, w)\})$  of  $\mathcal{F}$ , let  $G = (V, E_G)$  be the possible world of  $\mathcal{G}$ . We can write  $F = G \cup \{\Delta\}$ . If  $F$  is a 0-nucleus,  $F$  is connected and there is a path between each vertex in  $F$ , including vertices in  $V$ . Thus,  $G$  is connected as well. On the other hand, if  $G$  is connected, there is a path between vertex  $v$  and other vertices in  $V$ . Also, since  $u$  and  $w$  are connected to  $v$  with probability 1, thus,  $F$  is connected as well. Therefore,  $F$  is a 0-nucleus. Thus, we can say that connected possible worlds of  $\mathcal{G}$  exactly correspond with 0-nucleus possible worlds of  $\mathcal{F}$ . In addition,  $\Pr[F \mid \mathcal{F}] = \Pr[G \mid \mathcal{G}] \cdot \Pr(\Delta)$ . Since  $\Pr(\Delta) = 1$ , we have  $\Pr[F \mid \mathcal{F}] = \Pr[G \mid \mathcal{G}]$ . Thus, we obtain:

$$\sum_{F \subseteq \mathcal{F}} \Pr[F \mid \mathcal{F}] \cdot \mathbb{1}_{\mathbf{g}}(F, \Delta, 0) = \sum_{G \subseteq \mathcal{G}} \Pr[G \mid \mathcal{G}] \cdot C(G) \quad (4)$$

From Equations 3 and 4, it is easily seen that  $\Pr(X_{\mathcal{F}, \Delta} \geq 0) \geq \theta$  if and only if  $\mathcal{G}$  has reliability with at least  $\theta$ . The claim follows.  $\square$

**THEOREM 4.1.**  $g$ -NuDecomp is  $\#P$ -hard.

**PROOF.** Note that  $\Pr(X_{\mathcal{G}, \Delta} \geq 0) \geq \theta$  if and only if there exists a  $g$ -(0,  $\theta$ )-nucleus containing  $\Delta$ . Thus, we can conclude that  $g$ -NuDecomp is  $\#P$ -hard.  $\square$

In what follows, we prove the NP-hardness of  $w$ -NuDecomp using a reduction from  $k$ -clique problem.

**DEFINITION 8. The  $k$ -clique Problem [23].** Given a deterministic graph  $G$ , and input parameter  $k$ , in the  $k$ -clique problem, the goal is to check whether there is a clique of size  $k$  in the graph. The  $k$ -clique problem is NP-complete.

We show the following interesting property.

**LEMMA 3.** For any  $k$ , the only graph on  $(k + 3)$  vertices which is a deterministic  $k$ -nucleus is a  $(k + 3)$ -clique.

**PROOF.** Recall that based on the definition of the  $k$ -nucleus, each triangle is contained in at least  $k$  4-cliques. Given the vertices  $\{v_1, v_2, \dots, v_{k+3}\}$ , without loss of generality, let  $\Delta_{123} = (v_1, v_2, v_3)$  be a triangle with vertices  $v_1, v_2$ , and  $v_3$ . The triangle  $\Delta_{123}$  must be part of  $k$  4-cliques; therefore, there must be an edge between each of the remaining  $k$  vertices and all the vertices of the triangle  $\Delta_{123}$ . Now, new triangles are created, containing vertices  $\{v_4, \dots, v_{k+3}\}$ . Let  $\Delta_{ijt}$  be one of them, where  $i, j = 1, 2, i \neq j$ , and  $t = 4, \dots, k + 3$ . This triangle must be contained in  $k$  4-cliques as well. Thus, there should be edges between each vertex in the triangle  $\Delta_{ijt}$  to the other  $k$  vertices. Thus, each vertex  $v_t$  becomes connected to all the other vertices creating a clique on  $k + 3$  vertices.  $\square$

**THEOREM 4.2.**  *$\mathbf{w}$ -NuDecomp is NP-hard.*

**PROOF.** Given a graph  $G = (V, E)$ , we define a probabilistic graph  $\mathcal{G} = (V, E, p)$  as follows: For each edge  $e$  in  $\mathcal{G}$ ,  $p(e) = \frac{1}{2^{2m+1}}$ , where  $m$  is the number of the edges in  $\mathcal{G}$ . Let  $\theta = \left(\frac{1}{2^{2m+1}}\right)^{((k+3) \cdot (k+2))/2}$ .

We prove that  $\mathbf{w}$ -( $k, \theta$ )-nucleus of  $\mathcal{G}$  exists if and only if a  $(k+3)$ -clique exists in  $G$ . Let  $C$  be a  $(k+3)$ -clique in  $G$ . Since  $C$  has  $((k+3) \cdot (k+2))/2$  edges, its existence probability is  $\left(\frac{1}{2^{2m+1}}\right)^{((k+3) \cdot (k+2))/2} = \theta$ . In addition, in a  $(k+3)$ -clique, each triangle is contained in exactly  $k$  4-cliques. Thus, as a subgraph,  $C$  is a  $\mathbf{w}$ -( $k, \theta$ )-nucleus of  $\mathcal{G}$ .

Suppose that  $G$  does not contain a  $(k+3)$ -clique. For a contradiction, let us assume that a  $\mathbf{w}$ -( $k, \theta$ )-nucleus of  $\mathcal{G}$  exists and denote it by  $\mathcal{H}$ . Based on Lemma 3, a  $(k+3)$ -clique is the only graph which is a deterministic  $k$ -nucleus on  $k+3$  vertices. Since, ignoring edge probabilities,  $\mathcal{H}$  cannot be a  $(k+3)$ -clique, it must have at least  $(k+4)$  vertices. Furthermore, since it contains a  $k$ -nucleus for each triangle in it, the degree of each vertex (ignoring edge probabilities) should be at least  $(k+2)$ .

Let  $\Delta \in \mathcal{H}$  and let  $\{H_1, H_2, \dots, H_l\}$  be a set of all possible worlds of  $\mathcal{H}$  that have a deterministic  $k$ -nucleus subgraph containing  $\Delta$ . The maximum value for  $l$  can be  $2^m$ . For each  $H_i$ ,  $\Pr(H_i) \leq p(e)^{((k+4) \cdot (k+2))/2}$ . Therefore, for triangle  $\Delta \in \mathcal{H}$ ,  $\Pr(X_{\mathcal{H}, \Delta, \mathbf{w}} \geq k)$  is at most:  $\beta = l \cdot \left(\frac{1}{2^{2m+1}}\right)^{((k+4) \cdot (k+2))/2}$ . Thus, we have:

$$\begin{aligned} \beta &\leq 2^m \cdot \left(\frac{1}{2^{2m+1}}\right)^{((k+4) \cdot (k+2))/2} \\ &= 2^m \cdot \left(\frac{1}{2^{2m+1}}\right)^{((k+3) \cdot (k+2))/2} \cdot \left(\frac{1}{2^{2m+1}}\right)^{(k+2)/2} \\ &= 2^m \cdot \theta \cdot \left(\frac{1}{2^{2m+1}}\right)^{(k+2)/2} < 2^m \cdot \theta \cdot \left(\frac{1}{2^{2m+1}}\right) < \theta. \end{aligned} \quad (5)$$

Thus, the  $\mathbf{w}$ -( $k, \theta$ )-nucleus of  $\mathcal{G}$  is empty.  $\square$

## 5 LOCAL NUCLEUS DECOMPOSITION

Here we propose efficient algorithms for solving  $\ell$ -NuDecomp. Peeling is a general strategy that has been used broadly in core and truss decompositions as well as in deterministic nucleus decomposition [41]. However, generalizing peeling to compute  $\ell$ -NuDecomp creates significant computational challenges. For example, a challenge is finding the support score for each triangle. This is because of the combinatorial nature of finding the maximum value of  $k$  such that  $\Pr(X_{\mathcal{G}, \Delta, \ell} \geq k) \geq \theta$  for a triangle  $\Delta$ . In particular, triangle  $\Delta$  in a probabilistic graph can be part of different number of 4 cliques with different probabilities. As a result, considering all the subsets of 4-cliques which contain  $\Delta$  results in exponential time complexity. In our algorithm, we identify two challenging tasks, namely computing and updating nucleus scores.

### 5.1 Computing initial nucleus scores

Our process starts by computing a nucleus score  $\kappa_\Delta$  for each triangle  $\Delta$ , which initially is the maximum  $k$  for which  $\Pr(X_{\mathcal{G}, \Delta, \ell} \geq k) \geq \theta$ .

Given a probabilistic graph  $\mathcal{G} = (V, E, p)$ , let  $\Delta = (u, v, w)$  be a triangle in  $\mathcal{G}$ . For  $i = 1, \dots, c_\Delta$ , where  $c_\Delta = |N(u) \cap N(v) \cap N(w)|$ ,

let  $z_i \in N(u) \cap N(v) \cap N(w)$  and  $S_i = \{u, v, w, z_i\}$ . In other words, for each  $i$ ,  $S_i$  is the set of vertices of a 4-clique that contains  $\Delta$ . For notational simplicity, we will also denote by  $S_i$  the 4-clique on  $\{u, v, w, z_i\}$ .

Similarly, for each  $i$ , let  $\mathcal{E}_i = \{(u, z_i), (v, z_i), (w, z_i)\}$  be the set of edges which connect vertex  $z_i$  to the vertices of  $\Delta$ . Let  $\Pr(\mathcal{E}_i) = p(u, z_i) \cdot p(v, z_i) \cdot p(w, z_i)$  be the existence probability of  $\mathcal{E}_i$ . We have:

$$\Pr(X_{\mathcal{G}, \Delta, \ell} \geq k) = \Pr(X_{\mathcal{G}, \Delta, \ell} \geq k-1) - \Pr(X_{\mathcal{G}, \Delta, \ell} = k) \quad (6)$$

Thus, we need to compute  $\Pr(X_{\mathcal{G}, \Delta, \ell} = k)$  for any  $k$ , and find the maximum value of  $k$  for which the probability on the left-hand side of Equation 6 is greater than or equal to  $\theta$ .

Let us denote by  $\mathcal{S}_\Delta$  the set of 4-cliques containing  $\Delta$ . We fix an arbitrary order on  $\mathcal{S}_\Delta$ . Now, let  $\mathcal{X}(\mathcal{S}_\Delta, k, j)$  denote the probability that  $\Delta$  is contained in  $k$  of 4-cliques from  $\{S_1, \dots, S_j\}$ .

The event that  $\Delta$  is contained in  $k$  of 4-cliques from  $\{S_1, \dots, S_j\}$ , can be expressed as the union of the following two sub-events: **(1)** the event that the 4-clique  $S_j$  exists and  $\Delta$  is contained in  $(k-1)$  of 4-cliques from  $\{S_1, \dots, S_{j-1}\}$ , and **(2)** the event that the  $S_j$  does not exist and  $\Delta$  is part of  $k$  of 4-cliques from  $\{S_1, \dots, S_{j-1}\}$ . Thus, we have the following recursive formula:

$$\mathcal{X}(\mathcal{S}_\Delta, k, j) = \Pr(\mathcal{E}_j) \cdot \mathcal{X}(\mathcal{S}_\Delta, k-1, j-1) + (1 - \Pr(\mathcal{E}_j)) \cdot \mathcal{X}(\mathcal{S}_\Delta, k, j-1), \quad (7)$$

where  $k \in [0, c_\Delta]$ , and  $j \in [1, c_\Delta]$ . We set

$$\mathcal{X}(\mathcal{S}_\Delta, 0, 0) = 1, \mathcal{X}(\mathcal{S}_\Delta, -1, k) = 0,$$

for any  $k$ , and  $\mathcal{X}(\mathcal{S}_\Delta, k, j) = 0$ , if  $k > j$ . Setting  $j = c_\Delta$  in Equation 7, and multiplying  $\mathcal{X}(\mathcal{S}_\Delta, k, j)$  by  $\Pr(\Delta)$  (existence probability of  $\Delta$ ), gives the desired probability  $\Pr(X_{\mathcal{G}, \Delta, \ell} = k)$ . The above recursive formula forms the basis for a dynamic programming approach to computing the initial values of  $\kappa$  scores.

Given a triangle  $\Delta$ , let the *neighbor triangles* of  $\Delta$  be those triangles which form a 4-clique with  $\Delta$ . In the following we show how we can update  $\Pr(X_{\mathcal{G}, \Delta, \ell} \geq k)$  when a neighbor triangle is processed in the decomposition.

### 5.2 Updating nucleus scores

Once the  $\kappa$  scores have been initialized as described above, a process of peeling “removes” the triangle  $\Delta^*$  of the lowest  $\kappa$ -score, specifically marks it as *processed*, and updates the neighboring triangles  $\Delta$  (those contained in the same 4-cliques as the removed triangle) in terms of  $\Pr(X_{\mathcal{G}, \Delta, \ell} \geq k)$ . Because of the removal of  $\Delta^*$  the cliques containing it cease to exist, thus  $\Pr(X_{\mathcal{G}, \Delta, \ell} \geq k)$  of the neighbors  $\Delta$  will change. We recompute this probability using the formula in Equation 7, where the sets of cliques  $\mathcal{S}_\Delta$  are updated to remove the cliques containing  $\Delta^*$ .

Algorithm 1 computes the nucleusness of each triangle in  $\mathcal{G}$ . In line 3, for each triangle  $\Delta$ ,  $\kappa(\Delta)$  is initialized using Equation 7. Array *processed* checks whether a triangle has been processed or not in the algorithm (line 4). At each iteration (line 5-14), an unprocessed triangle  $\Delta$  with minimum  $\kappa(\Delta)$  is considered, and its nucleus score is set and is stored in array  $\nu$  (line 6). Then, the  $\kappa(\Delta')$  values of all the neighboring triangles  $\Delta'$  are updated using Equation 7. The affected triangles are those unprocessed triangles which are part of the same 4-clique with triangle  $\Delta$ . The algorithm continues until

**Algorithm 1**  $\ell$ -NuDecomp

---

```

1: function  $\ell$ -NUCLEUSNESS( $\mathcal{G}, \theta$ )
2:   for all triangle  $\Delta \in \mathcal{G}$  do
3:      $\kappa(\Delta) \leftarrow \arg \max_k \{\mathcal{X}(\mathcal{S}_\Delta, k, c_\Delta) \geq \theta\}$ 
4:      $processed[\Delta] \leftarrow \text{false}$ 
5:   for all unprocessed  $\Delta \in \mathcal{G}$  with minimum  $\kappa(\Delta)$  do
6:      $v(\Delta) \leftarrow \kappa(\Delta)$ 
7:     Find set  $\mathcal{S}_\Delta$  of 4-cliques containing  $\Delta$ 
8:     for all  $S \in \mathcal{S}_\Delta$  do
9:       if  $processed[S]$  is true for any  $\Delta' \subset S$  then
10:        continue
11:       for all  $\Delta' \subset S, \Delta' \neq \Delta$  do
12:         if  $\kappa(\Delta') > \kappa(\Delta)$  then
13:            $\kappa(\Delta') \leftarrow \arg \max_k \{\mathcal{X}(\mathcal{S}_{\Delta'} \setminus S, k, c_{\Delta'} - 1) \geq \theta\}$ 
14:        $processed[S] \leftarrow \text{true}$ 
15:   return array  $v(\cdot)$ 

```

---

all the triangles are processed. At the end, each triangle obtain its nucleus score and an array  $v$  with these scores is returned (line 15). Once all the nucleus scores are obtained for each triangle, we build  $\ell$ -( $k, \theta$ )-nuclei for each value of  $k$ .

Observe that the  $\kappa$  values for each triangle at each iteration decrease or stay the same. This implies that  $\kappa$  for each triangle  $\Delta$  is a monotonic property function similar to properties described in [2] for vertices. Now, we can use a reasoning similar to the one in [2] to show that our algorithm, which repeatedly removes a triangle with the smallest  $\kappa$  value, gives the correct nucleusness for each triangle.

**Time complexity:** Let  $\kappa_\Delta$  be the nucleusness obtained for each triangle in line 3 using dynamic programming. Based on dynamic programming, it takes  $O(\kappa_\Delta \cdot c_\Delta)$  to compute the initial value for each triangle. As a result, line 3 in Algorithm 1, takes  $O(\sum_{\Delta \in \mathcal{G}} \kappa_\Delta \cdot c_\Delta)$  time in total. Let  $\kappa_{\max}$  be the maximum  $\kappa_\Delta$  over all the triangles in  $\mathcal{G}$ . Since  $c_\Delta \in O(d(u) + d(v) + d(w)) \subseteq O(d_{\max})$ , running time of line 3 is:

$$O\left(\sum_{\Delta \in \mathcal{G}} \kappa_\Delta \cdot c_\Delta\right) = O\left(\sum_{\Delta \in \mathcal{G}} \kappa_{\max} \cdot d_{\max}\right) = O(\kappa_{\max} d_{\max} T_{\mathcal{G}}),$$

where  $T_{\mathcal{G}}$  is the total number of triangles in the graph, and  $d_{\max}$  is the maximum degree in  $\mathcal{G}$ . For each triangle  $\Delta$ , finding all  $\mathcal{S}_\Delta$ 's in line 7, takes  $O(d(u) + d(v) + d(w)) = O(d_{\max})$ . In addition, lines 11-13 take  $O(\sum_{\Delta' \in N(\Delta)} (\kappa_{\Delta'} \cdot c_{\Delta'}))$  time, where  $N(\Delta)$  is the triangles which form a 4-clique with  $\Delta$ . Note that  $N(\Delta) = O(c_\Delta)$ . Therefore, the running time for processing all the triangles is

$$\begin{aligned}
 & O\left(\sum_{\Delta \in \mathcal{G}} \left((d(u) + d(v) + d(w)) + \sum_{\Delta' \in N(\Delta)} \kappa_{\Delta'} \cdot c_{\Delta'}\right)\right), \\
 &= O\left(\sum_{\Delta \in \mathcal{G}} \left(d_{\max} + (\kappa_{\max} \sum_{\Delta' \in N(\Delta)} d_{\max})\right)\right), \\
 &= O\left(\sum_{\Delta \in \mathcal{G}} \left(d_{\max} + \kappa_{\max} \cdot d_{\max}^2\right)\right) = O(\kappa_{\max} d_{\max}^2 T_{\mathcal{G}}),
 \end{aligned}$$

Thus, we can conclude that the total running time of Algorithm 1 is bounded by  $O(\kappa_{\max} d_{\max}^2 T_{\mathcal{G}})$ , and we can state the following.

**THEOREM 5.1.**  $\ell$ -NuDecomp can be computed in polynomial time.

While being able to compute  $\ell$ -NuDecomp in polynomial time is good news, there are two disadvantages with the use of DP. First, finding the maximum  $k$  such that  $\Pr(X_{\mathcal{G}, \Delta, l} \geq k) \geq \theta$  is quadratic in  $c_\Delta$  which is not efficient for large probabilistic graphs. Second, the updating process is memory intensive for large graphs because, in order to perform update efficiently, all the probability values  $\Pr[X_{\mathcal{G}, \Delta, l} = 0], \dots, \Pr[X_{\mathcal{G}, \Delta, l} = c_\Delta]$  should be stored for each triangle  $\Delta$ . As an alternative approach, we will now propose efficient methods to approximate  $\Pr(X_{\mathcal{G}, \Delta, l} \geq k)$  in  $O(c_\Delta)$  time such that the results are practically distinguishable from the exact values.

### 5.3 Approximating $\kappa$ scores

In this section, we propose approximation methods to accurately estimate  $\kappa$  scores based on well-known distributions in statistics, such as Poisson, Translated-Poisson, Normal, and Binomial distributions. We obtain the error bounds based on theorems, such as Le Cam's [30] and Lyapunov's Central Limit Theorem [31]. The benefit of this approach is efficiency. However, it is important to define the problem in a novel way so that these distributions can be applied. Moreover we need to understand well the conditions under which these approximations are of high quality so that one can choose the proper distribution to employ for the approximation.

**Framework.** Given a triangle  $\Delta = (u, v, w)$ , let  $S_i = \{u, v, w, z_i\}$  for  $i = 1, \dots, c_\Delta$ , as before. Also, let  $\mathcal{E}_i = \{(u, z_i), (v, z_i), (w, z_i)\}$  be the edges that connect  $z_i$  to the vertices of  $\Delta$ .

With slight abuse of notation, we also define each  $\mathcal{E}_i$  as an indicator random variable which takes on 1, if all the edges in  $\mathcal{E}_i$  exist, and takes on 0, if at least one of the edges in the set does not exist. We observe that the variables  $\mathcal{E}_i$  are mutually independent since the sets  $\mathcal{E}_i$  do not share any edge. Also, each Bernoulli variable  $\mathcal{E}_i$  takes value 1 with probability  $p(u, z_i) \cdot p(v, z_i) \cdot p(w, z_i)$  and 0 with  $1 - (p(u, z_i) \cdot p(v, z_i) \cdot p(w, z_i))$ .

Let  $\zeta = \sum_{i=1}^{c_\Delta} \mathcal{E}_i$ . We can verify the following proposition.

**PROPOSITION 5.1.**  $\Pr(X_{\mathcal{G}, \Delta, l} \geq k) = \Pr(\Delta) \cdot \Pr[\zeta \geq k]$ .

The expectation and variance of  $\zeta$  is equal to  $\mu = \sum_{i=1}^{c_\Delta} \Pr(\mathcal{E}_i)$ , and  $\sigma^2 = \sum_{i=1}^{c_\Delta} (\Pr(\mathcal{E}_i) \cdot (1 - \Pr(\mathcal{E}_i)))$ , respectively.

Now we show that we can approximate the distribution of  $\zeta$  using the following distributions.

**Poisson Distribution [19]:** A discrete random variable  $X$  is said to have Poisson distribution with positive parameter  $\lambda$ , if the probability mass function of  $X$  is given by:

$$\Pr[X = k] = \frac{\lambda^k e^{-\lambda}}{k!}, \quad k = 0, 1, \dots, \quad (8)$$

The expected value of a Poisson random variable is  $\lambda$ . Setting  $\lambda$  to  $\mu$ , we can approximate the distribution of  $\zeta$  by the Poisson distribution. Using Le Cam's theorem [30], the error bound on the approximation is as follows:

$$\sum_{k=0}^{c_\Delta} \left| \Pr(\zeta = k) - \frac{\lambda^k e^{-\lambda}}{k!} \right| < 2 \sum_{i=1}^{c_\Delta} (\Pr(\mathcal{E}_i))^2 = 2(\mu - \sigma^2). \quad (9)$$

Equation 9 shows that the Poisson distribution is reliable if  $\Pr(\mathcal{E}_i)$  and  $c_\Delta$  are small.

We observe that computing tail probabilities for the Poisson distribution is easy in practice as these probabilities satisfy a simple recursive relation.

$$\begin{aligned}\Pr[\zeta < k] &\approx \sum_{j < k} \frac{e^{-\lambda} \lambda^j}{j!} = \sum_{j < k-1} \frac{e^{-\lambda} \lambda^j}{j!} + \frac{e^{-\lambda} \lambda^{k-1}}{(k-1)!} \\ &= \Pr[\zeta < k-1] + \frac{\lambda}{k-1} \frac{e^{-\lambda} \lambda^{k-2}}{(k-2)!} \\ &= \Pr[\zeta < k-1] + \frac{\lambda}{k-1} \Pr[\zeta = k-2]\end{aligned}\quad (10)$$

with base case  $\Pr[\zeta < 1] = \Pr[\zeta = 0] = e^{-\lambda}$ . Using Equation 10, and iterating over all values of  $k$  from 1 up to  $c_\Delta$ , we can evaluate each term  $\Pr[\zeta \geq k] = 1 - \Pr[\zeta < k]$  in constant time, and find the maximum  $k$  such that  $\Pr(\Delta) \cdot \Pr[\zeta \geq k] \geq \theta$ . Thus, the time complexity of obtaining  $\Pr(X_{\mathcal{G}, \Delta, \ell} \geq k)$  is  $O(c_\Delta)$ .

In some applications,  $\sum_{i=1}^{c_\Delta} (\Pr(\mathcal{E}_i))^2$  in Equation 9 can be large, even if each  $\Pr(\mathcal{E}_i)$  is small. As a result, the difference between the variance  $\sigma^2 = \sum_{i=1}^{c_\Delta} \Pr(\mathcal{E}_i) - \sum_{i=1}^{c_\Delta} (\Pr(\mathcal{E}_i))^2$  of  $\zeta$ , and the variance  $\lambda = \sum_{i=1}^{c_\Delta} \Pr(\mathcal{E}_i)$  of the Poisson approximation becomes large. To tackle the problem, we define a Translated Poisson [38] random variable  $Y = \lfloor \lambda_2 \rfloor + \Pi_{\lambda - \lfloor \lambda_2 \rfloor}$ , where  $\lambda_2 = \lambda - \sigma^2$  and  $\Pi$  is Poisson distribution with parameter  $\lambda - \lfloor \lambda_2 \rfloor$ . In this formula  $\lambda = \sum_{i=1}^{c_\Delta} \Pr(\mathcal{E}_i)$  is the expected value of distribution  $\zeta$ . Thus, the difference between the variance of  $Y$  and  $\zeta$  can be written as:

$$\begin{aligned}\text{Var}(Y) - \text{Var}(\zeta) &= \lambda - \lfloor \lambda_2 \rfloor - \sigma^2 = \lambda - \sigma^2 - \lfloor \lambda_2 \rfloor, \\ &= \lambda_2 - (\lambda_2 - \{\lambda_2\}) = \{\lambda_2\} < 1,\end{aligned}\quad (11)$$

where  $\{\lambda_2\} = \lambda_2 - \lfloor \lambda_2 \rfloor$ . As can be seen the difference between the variances becomes small in this case.

Equation 10 for the translated Poisson approximation changes to

$$\begin{aligned}\Pr[\zeta < k] &\approx \Pr[Y < k] = \Pr\left[\left(\lfloor \lambda_2 \rfloor + \Pi_{\lambda - \lfloor \lambda_2 \rfloor}\right) < k\right], \\ &= \Pr[\Pi_{\lambda - \lfloor \lambda_2 \rfloor} < k - \lfloor \lambda_2 \rfloor] = \Pr[\Pi_{\lambda - \lfloor \lambda_2 \rfloor} < k - \lfloor \lambda_2 \rfloor - 1], \\ &+ \frac{\lambda - \lfloor \lambda_2 \rfloor}{k - \lfloor \lambda_2 \rfloor - 1} \Pr[\Pi_{\lambda - \lfloor \lambda_2 \rfloor} = k - \lfloor \lambda_2 \rfloor - 2],\end{aligned}\quad (12)$$

and the complexity of obtaining  $\Pr(X_{\mathcal{G}, \Delta, \ell} \geq k)$  remains the same.

We will now consider the scenario when  $c_\Delta$  is large. In this case, the variance of  $\zeta$  will be large. In the following, we show the use of Central Limit Theorem for this case.

**Central Limit Theorem.** An important theorem in statistics, Lyapunov's Central Limit Theorem (CLT) [31] states that, given a set of random variables (not necessarily i.i.d.), their properly scaled sum converges to a normal distribution under certain conditions.

If  $c_\Delta$  and hence  $\sigma^2$  are large, then by [31],  $Z = \frac{1}{\sigma} \sum_{i=1}^{c_\Delta} (\mathcal{E}_i - \mu_i)$  has standard normal distribution, where  $\mu_i = \Pr(\mathcal{E}_i)$ . To approximate  $\Pr[\zeta \geq k] = \Pr[\sum_{i=1}^{c_\Delta} \mathcal{E}_i \geq k]$  using CLT we can subtract  $\sum_{i=1}^{c_\Delta} \mu_i$  from the sum of  $\mathcal{E}_i$ 's and divide by  $\sigma$ . As a result, we have:

$$\Pr\left[\sum_{i=1}^{c_\Delta} \mathcal{E}_i \geq k\right] = \Pr\left[\frac{1}{\sigma} \sum_{i=1}^{c_\Delta} (\mathcal{E}_i - \mu_i) \geq \frac{1}{\sigma} \left(k - \sum_{i=1}^{c_\Delta} \mu_i\right)\right] \quad (13)$$

Since  $Z = \frac{1}{\sigma} \sum_{i=1}^{c_\Delta} (\mathcal{E}_i - \mu_i)$  has standard normal distribution, we can find the maximum value of  $k$  such that the right-hand side of Equation 13 is at equal or greater than the threshold. Evaluation of each probability can be done in constant time. Thus, finding the maximum value of  $k$  can be done in  $O(c_\Delta)$  time.

**Binomial Distribution.** In many real-world networks, edge probabilities are close to each other and as a result, for each triangle  $\Delta$ ,  $\Pr(\mathcal{E}_i)$ 's are also close to each other. In that case, the distribution of support of the triangle  $\Delta$  can be well approximated by Binomial distribution. A random variable  $X$  is said to have Binomial distribution with parameters  $p$  and  $n$ , if the probability mass function of  $X$  is given by [34]:

$$\Pr[X = k] = \binom{n}{k} p^k (1-p)^{(n-k)}. \quad (14)$$

In the above equation,  $p$  is success probability, and  $n$  is the number of experiments. In statistics, the sum of non-identically distributed and independent Bernoulli random variables can be approximated by the Binomial distribution [14]. As discussed in [14], the Binomial distribution provides a good approximation, if its variance is close to the variance of  $\zeta$ . For the approximation, we set  $n = c_\Delta$  and  $n \cdot p = \mu$ .

We observe that tail probabilities for the Binomial distribution can be calculated inexpensively as these probabilities satisfy the following recursive relation.

$$\begin{aligned}\Pr[\zeta = k] &= \binom{n}{k} p^k (1-p)^{(n-k)} \\ &= \frac{(n-k+1)p}{k(1-p)} \binom{n}{k-1} p^{k-1} (1-p)^{(n-k+1)} \\ &= \frac{(n-k+1)p}{k(1-p)} \Pr[\zeta = k-1].\end{aligned}\quad (15)$$

Using Equation 15, and iterating over values of  $k$  from 1 up to  $c_\Delta$ , we can evaluate  $\Pr[\zeta \geq k]$  in  $O(1)$  time, and find the maximum  $k$  such that  $\Pr(\Delta) \cdot \Pr[\zeta \geq k] \geq \theta$ . Thus, the time complexity of obtaining probabilistic support for a triangle  $\Delta$  in this case is  $O(c_\Delta)$ .

**Summary.** We compute  $\Pr(X_{\mathcal{G}, \Delta, \ell} \geq k)$  using the above approximations using the following set of conditions based on four thresholds (or hyperparameters)  $A, B, C, D$ .

- (1) If  $c_\Delta$  is large ( $c_\Delta \geq A$ ), the CLT approximation is used.
- (2) If (1) does not hold, then if  $c_\Delta$  and  $\Pr(\mathcal{E}_i)$ 's are small ( $c_\Delta < B$  and  $\Pr(\mathcal{E}_i)'s < C$ ), the Poisson approximation is used.
- (3) If (1) and (2) do not hold, then if  $\sum_{i=1}^{c_\Delta} (\Pr(\mathcal{E}_i))^2 > 1$ , the Translated Poisson approximation is used.
- (4) If (1), (2), and (3) do not hold, then if the ratio of the variance of  $\zeta$  to the variance of the Binomial distribution with  $n = c_\Delta$  and  $p = \mu/n$  is close to 1 (e.g. not less than a number  $D$ ), the Binomial approximation is used.
- (5) Otherwise, Dynamic Programming is used.

Tuning up the hyperparameters  $A, B, C, D$  is fast. For this purpose, in our experiments we used several thousand triangles and compared the approximations to the exact solution of dynamic programming. Based on this process, we identified the following values for the hyperparameters:  $A = 200, B = 100, C = 0.25, D = 0.9$ . Based on these values, the results of computing  $\Pr(X_{\mathcal{G}, \Delta, \ell} \geq k)$

using an approximation are practically indistinguishable from the solution of dynamic programming. Furthermore, as we observed in our experiments, falling back to dynamic programming in point (5) happens only in a small amount of cases, i.e. most triangles in real world networks satisfy one of the earlier conditions (1)-(4). This means we can avoid dynamic programming for most of the triangles.

## 6 GLOBAL NUCLEUS DECOMPOSITION

In this section, we propose algorithms for computing global and weakly-global nucleus decomposition. Given a graph  $\mathcal{H}$ , computing  $\Pr(X_{\mathcal{H}, \Delta, \mathbf{g}} \geq k)$  and  $\Pr(X_{\mathcal{H}, \Delta, \mathbf{w}} \geq k)$  requires finding all the possible worlds of  $\mathcal{H}$ , which are in total  $2^{|E(\mathcal{H})|}$ , where  $E(\mathcal{H})$  is the number of edges in  $\mathcal{H}$ . This computation is prohibitive. Thus, we use Monte Carlo sampling to estimate the probabilities, denoted by  $\hat{\Pr}(X_{\mathcal{H}, \Delta, \mathbf{g}} \geq k)$  and  $\hat{\Pr}(X_{\mathcal{H}, \Delta, \mathbf{w}} \geq k)$ . The following lemma states a special version of the Hoeffding's inequality [20] that provides the minimum number of samples required to obtain an unbiased estimate.

LEMMA 4. Let  $Y_1, \dots, Y_n$  be independent random variables bounded in the interval  $[0, 1]$ . Also, let  $\bar{Y} = \frac{1}{n} \sum_{i=1}^n Y_i$ . Then, we have that

$$\Pr[|\bar{Y} - \mathbb{E}[\bar{Y}]| \geq \epsilon] \leq 2e^{-2n\epsilon^2}. \quad (16)$$

In other words, for any  $\epsilon, \delta \in (0, 1]$ ,  $\Pr[|\bar{Y} - \mathbb{E}[\bar{Y}]| \geq \epsilon] \leq \delta$ , if  $n \geq \left\lceil \frac{1}{2\epsilon^2} \ln\left(\frac{2}{\delta}\right) \right\rceil$ .

Based on the above, using Monte Carlo sampling, we can obtain an estimate of  $\Pr(X_{\mathcal{H}, \Delta, \mathbf{g}} \geq k)$ , and  $\Pr(X_{\mathcal{H}, \Delta, \mathbf{w}} \geq k)$  for any subgraph  $\mathcal{H}$  by sampling  $n$  possible worlds of  $\mathcal{H}$ ,  $\{H_1, \dots, H_n\}$ , where  $n = \left\lceil \frac{1}{2\epsilon^2} \ln\left(\frac{2}{\delta}\right) \right\rceil$ ,  $\epsilon$  is an error bound, and  $\delta$  is a probability guarantee. In particular, we have:

$$\hat{\Pr}(X_{\mathcal{H}, \Delta, \mu} \geq k) = \sum_{i=1}^n \mathbb{1}_{\mu}(H_i, \Delta, k) / n, \quad (17)$$

where  $\mu = \mathbf{g}$  or  $\mathbf{w}$ , and the indicator function  $\mathbb{1}_{\mu}(H_i, \Delta, k)$  is given in Definition 4. Based on Lemma 4, what we obtain is an unbiased estimate. Thus, setting  $\mu = \mathbf{g}, \mathbf{w}$ , we have

$$\Pr\left[\left|\Pr(X_{\mathcal{H}, \Delta, \mu} \geq k) - \hat{\Pr}(X_{\mathcal{H}, \Delta, \mu} \geq k)\right| \geq \epsilon\right] \leq \delta. \quad (18)$$

**$\mathbf{g}(k, \theta)$ -nucleus.** In what follows, we propose an algorithm for finding all  $\mathbf{g}(k, \theta)$ -nuclei. To prune the search space for finding a subgraph  $\mathcal{H}$ , we recall that every  $\mathbf{g}(k, \theta)$ -nucleus is part of an  $\ell(k, \theta)$ -nucleus. The main steps of our proposed algorithm are given in Algorithm 2.

Given a positive integer  $k$ , threshold  $\theta$ , error-bound  $\epsilon$ , and confidence level  $\delta$ , the algorithm starts by creating subgraph  $C$  as the union of all  $\ell(k, \theta)$ -nuclei (line 3). Then, the algorithm incrementally builds a candidate  $\mathbf{g}(k, \theta)$ -nucleus  $\mathcal{H}$  as follows. For each triangle  $\Delta$  in  $C$ , it adds to  $\mathcal{H}$  all the 4-cliques in  $C$  containing  $\Delta$  (line 5). By this process other triangles  $\Delta'$  could potentially be added to  $\mathcal{H}$  such that the number of 4-cliques containing  $\Delta'$  is less than  $k$ . In order to remedy this, the algorithm adds all the 4-cliques of  $C$  containing  $\Delta'$  to  $\mathcal{H}$ . This process continues until all the triangles in  $\mathcal{H}$  are contained in at least  $k$  4-cliques (lines 6-7). Once the candidate graph  $\mathcal{H}$  is obtained,  $n$  samples of possible worlds

of  $\mathcal{H}$  are obtained (line 9). Then, the algorithm checks if the condition  $\hat{\Pr}(X_{\mathcal{H}, \Delta, \mathbf{g}} \geq k) \geq \theta$  is satisfied for each triangle  $\Delta$  in  $\mathcal{H}$  (lines 10-12). At the end, the algorithm returns all  $\mathbf{g}(k, \theta)$ -nuclei  $\mathcal{H}$  (line 14-16).

---

### Algorithm 2 $\mathbf{g}(k, \theta)$ -Nucleus Computation

---

```

1: function  $\mathbf{g}(k, \theta)$ _NUCLEUS( $\mathcal{G}, \theta, k, \epsilon, \delta$ )
2:   solution  $\leftarrow \{\}$ 
3:    $C \leftarrow$  the union of  $\ell(k, \theta)$ -nuclei by Algorithm 1
4:   for all  $\Delta \in C$  do
5:      $\mathcal{H} \leftarrow$  all 4-cliques in  $C$  containing  $\Delta$ 
6:     while  $\exists \Delta' \in \mathcal{H}$  with less than  $k$  4-cliques in  $\mathcal{H}$ 
       containing it do
7:       add all 4-cliques of  $C$  which contain  $\Delta'$  to  $\mathcal{H}$ 
8:     condition_hold  $\leftarrow$  true
9:     sample  $\leftarrow \{H_1, \dots, H_n\}$ 
10:    for all  $\Delta \in \mathcal{H}$  do  $\hat{\Pr}(X_{\mathcal{H}, \Delta, \mathbf{g}} \geq k) \leftarrow$  Eq.(17)
11:      if  $\hat{\Pr}(X_{\mathcal{H}, \Delta, \mathbf{g}} \geq k) < \theta$  then
12:        condition_hold  $\leftarrow$  false
13:      break
14:    if condition_hold == true then
15:      solution  $\leftarrow$  solution  $\cup \mathcal{H}$ 
16:  return solution
```

---



---

### Algorithm 3 $\mathbf{w}(k, \theta)$ -Nucleus Computation

---

```

1: function  $\mathbf{w}(k, \theta)$ _NUCLEUS( $\mathcal{G}, \theta, k, \epsilon, \delta$ )
2:   solution  $\leftarrow \{\}$ 
3:   for all  $\ell(k, \theta)$   $\mathcal{H}$  do
4:     score[ $\Delta$ ]  $\leftarrow 0$  for each  $\Delta \in \mathcal{H}$ 
5:     sample  $\leftarrow \{H_1, \dots, H_n\}$ 
6:     for all  $H \in$  sample do
7:        $H' \leftarrow k$ -nucleus of  $H$ 
8:       for all triangle  $\Delta \in H'$  do
9:         global_score[ $\Delta$ ]  $\leftarrow$  global_score[ $\Delta$ ] + 1
10:    for all  $\Delta \in \mathcal{H}$  do
11:       $\hat{\Pr}(X_{\mathcal{H}, \Delta, \mathbf{w}} \geq k) \leftarrow$  global_score[ $\Delta$ ] /  $n$ 
12:    solution  $\leftarrow$  solution  $\cup$  connected union of  $\Delta$ 's
      with  $\hat{\Pr}(X_{\mathcal{H}, \Delta, \mathbf{w}} \geq k) \geq \theta$ 
13:  return solution
```

---

**$\mathbf{w}(k, \theta)$ -nucleus.** In what follows, we propose an algorithm for finding all  $\mathbf{w}(k, \theta)$ -nuclei. We begin by noting that each  $\mathbf{w}(k, \theta)$ -nucleus is an  $\ell(k, \theta)$ -nucleus. The main steps of our proposed algorithm is given in Algorithm 3.

We use array *global\_score* to store the number of  $k$ -communities that each triangle belongs to. The array is initialized to zero for all the triangles in the candidate graph (line 4). For each candidate graph which is a  $\ell(k, \theta)$ -nucleus, we obtain the required number  $n$  of possible worlds for the given  $\epsilon$  and  $\delta$ . Then, we perform deterministic nucleus decomposition on each world (lines 5-7). If triangle  $\Delta$  is in a deterministic  $k$ -nucleus of that possible world, the corresponding index of  $\Delta$  in array *global\_score* is incremented by one (lines 8-9). In line 11, the approximate value  $\hat{\Pr}(X_{\mathcal{H}, \Delta, \mathbf{w}} \geq k)$  is



| Graph         | $ V $     | $ E $      | $d_{\max}$ | $p_{avg}$ | $ \Delta $  |
|---------------|-----------|------------|------------|-----------|-------------|
| krogan        | 2,708     | 7,123      | 141        | 0.68      | 6,968       |
| dblp          | 684,911   | 2,284,991  | 611        | 0.26      | 4,582,169   |
| flickr        | 24,125    | 300,836    | 546        | 0.13      | 8,857,038   |
| pokec         | 1,632,803 | 22,301,964 | 14,854     | 0.50      | 32,557,458  |
| biomine       | 1,008,201 | 6,722,503  | 139,624    | 0.27      | 93,716,868  |
| ljournal-2008 | 5,363,260 | 49,514,271 | 19,432     | 0.50      | 411,155,444 |

**Table 1: Dataset Statistics**

obtained for each triangle. Then, we start creating the connected components  $\mathcal{H}$  using triangles with  $\Pr(X_{\mathcal{H}, \Delta, \mathbf{w}} \geq k) \geq \theta$  (line 12). At the end, the algorithm returns all  $\mathbf{w}(k, \theta)$ -nuclei.

**Remark.** Both of these algorithms run in polynomial time. They compute the correct answer provided the estimation of the threshold probabilities using Monte-Carlo sampling is close to the true value. If not, they give approximate solutions.

## 7 EXPERIMENTS

In this section, we present our extensive experimental results to test the efficiency, effectiveness, and accuracy of our proposed algorithms. Our implementations are in Java and the experiments are conducted on a commodity machine with Intel i7, 2.2Ghz CPU, and 12Gb RAM, running Ubuntu 18.04.

### 7.1 Datasets and Experimental Framework

Statistics for our datasets are shown in Table 1. We order the datasets based on the number of triangles they contain. Datasets with real probability values are *flickr*, *dblp*, and *biomine* from [3] and *krogan* from [27].

*flickr* is a popular online community for sharing photos. Nodes are users in the network, and the probability of an edge between two users is obtained based on the Jaccard coefficient of the interest groups of the two users [3, 37].

*DBLP* comes from the well-known bibliography website. Nodes correspond to authors, and there is an edge between two authors if they co-authored at least one publication. The existence probability of each edge is measured based on an exponential function of the number of collaborations between two users [3, 37].

*biomine* and *krogan* contain biological interactions between proteins. The probability of an edge represents the confidence level that the interaction actually exists [3, 27, 37].

We also consider datasets *ljournal-2008* and *pokec*, which are social networks. *ljournal-2008* is obtained from Laboratory of Web Algorithmics (<http://law.di.unimi.it/datasets.php>) and *pokec* is from the Stanford Network Analysis Project (<http://snap.stanford.edu/>). For these networks, we generated edge probabilities uniformly distributed in  $(0, 1]$ .

We evaluate our algorithms on three important aspects. First is the efficiency. For this, we report the running time of our proposed algorithms in Subsection 7.2. Second is the accuracy and closeness of our approximation methods. We discuss this in Subsection 7.3. Third is the quality of the output nucleus as measured by *density* and *probabilistic clustering coefficient* which are discussed in Subsection 7.4.

### 7.2 Efficiency Evaluation

In this section, we report the running times of our proposed algorithms for local nucleus decomposition: one that uses dynamic programming and the other that uses statistical approximations for computing and updating the support of triangles. We denote them by DP and AP, respectively. Next, we report the running times of our (fully) global and weakly-global nucleus decomposition algorithms, which we denote by FG and WG. We set  $\epsilon = 0.1$  and  $\delta = 0.1$ . We set the number of samples to  $n = 200$  according to Lemma 4.

The running time results for DP and AP are shown in Figure 4 for different values of  $\theta$ . Note that the Y-axis for the bottom plots is in log-scale.

Both algorithms perform well on medium-size datasets, *dblp* and *flickr*; computing the nucleus decomposition of these two graphs takes less than 1 second. For a larger-size dataset, *pokec*, both algorithms complete in less than 10 minutes. Note that AP clearly outperforms DP on large-size datasets such as *biomine* and *ljournal-2008* for small values of  $\theta$ . For instance, for *ljournal-2008* with  $\theta = 0.1$ , it is only AP that can run to completion, whereas DP could not complete after one day. Nevertheless, both DP and AP are able to run in reasonable time for all the other cases, which is good considering that nucleus decomposition is a harder problem than core and truss decomposition.

In general, the running times of both DP and AP decrease significantly as  $\theta$  increases. This is because the number of triangles which, (a) exist with probability greater than  $\theta$  and (b) have a support at least  $k$  again with probability greater than  $\theta$ , decreases. As can be seen, AP is faster than DP on all datasets for different values of  $\theta$ . In addition to the *ljournal-2008* case for which only AP could complete, when  $\theta = 0.1$ , the gain of AP over DP is about 24% and 30% for *biomine* and *pokec*, respectively.

We report the running time of FG and WG in Figure 5. As mentioned in Section 3, FG and WG introduce stronger definitions of probabilistic nucleus decomposition. At the same time, nucleus decomposition is a stricter notion of a dense subgraph compared to core and truss decomposition which makes the requirements of FG and WG challenging to satisfy. As such, we can only expect non-empty results for  $\theta$ -values which are lower than those we used for the local version as well as those used in previous works for core and truss decomposition. Namely we use  $\theta = 0.001$ , and report the running time based on this threshold. In general WG is faster than FG. This is because WG performs deterministic nucleus decomposition only on a fixed number of sample graphs while FG does the decomposition every time that a candidate graph is detected.

### 7.3 Accuracy Evaluation

To evaluate the accuracy of the AP algorithm, we compare the final nucleus scores obtained by both DP and AP algorithms. We report the results in Table 2. We show the results for  $\theta$  equal to 0.2 and 0.4, since for the remaining values the error results do not differ significantly. The second column shows the average difference (error) from true value over the total number of triangles. The last column shows the percentage of triangles whose value is different from their exact value.

As can be seen, the average error is quite small for all the datasets we consider. Particularly, for *flickr* with  $\theta = 0.4$  and *biomine* with

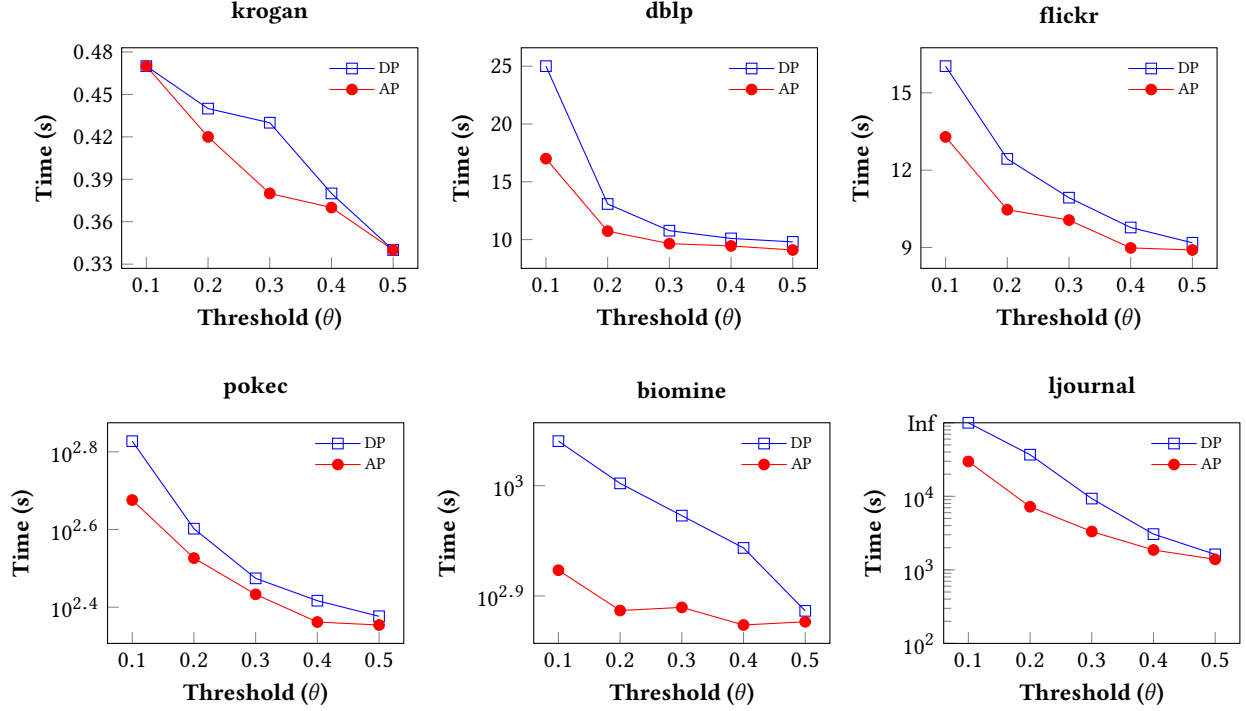


Figure 4: Running time of probabilistic local nucleus decomposition: DP vs AP.

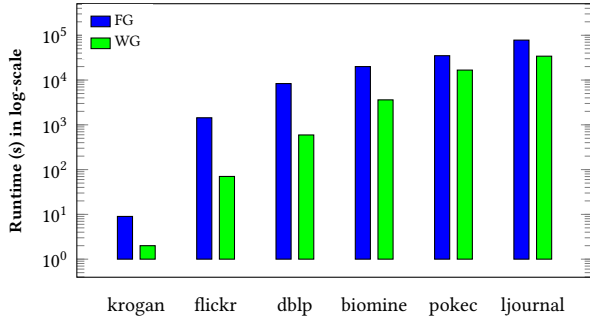


Figure 5: Running time (in seconds) of probabilistic (fully) global and weakly-global decomposition algorithms.

| Dataset       | Avg Error                   | % of $\Delta$ with Error |
|---------------|-----------------------------|--------------------------|
|               | $\theta = 0.2/\theta = 0.4$ |                          |
| krogan        | 0.0524/0.0209               | 5.24/2.08                |
| dblp          | 0.0069/0.0041               | 0.69/ 0.41               |
| flickr        | 0.0031/0.0                  | 0.31/0.0                 |
| pokec         | 0.0014/4.15e-5              | 0.14/0.004               |
| biomine       | 0.0/0.0                     | 0.0/0.0                  |
| ljournal-2008 | 0.0179/0.0070               | 1.79/0.69                |

Table 2: Average difference (error) of AP scores from true scores obtained by DP (second column). Also shown are the percentages of triangles with error (third column).

$\theta = 0.2$  and  $\theta = 0.4$  we have that AP computes nucleus decomposition with *zero error*. Also, the percentage of triangles with an error score is very small, namely less than 1% for all the datasets, except *krogan* and *ljournal-2008*. For the latter two, these percentages are still small, 5.24% and 1.79%, respectively. The results of the table show that the output of AP is very close to that of exact computation by DP, and thus, AP is a reliable approximation methodology.

Moreover, we perform a statistical analysis of the error for our proposed approximations, Poisson, Translated Poisson, CLT, and Binomial, to show under which conditions we can obtain the highest accuracy. Figure 6 contains the average relative error of the approximations under different conditions for  $\theta = 0.3$ . Similar experiments can be done for different values of the threshold. For each sub-figure, we performed the experiments by randomly selecting 1000 triangles from our datasets. Relative error measures the difference between the probabilistic support of a triangle obtained by our exact method DP and the one obtained by one of our approximations in AP. The reported average error is the average of relative error over all the experiments.

Figure 6a compares Binomial, Lyapunov CLT, and Poisson approximations when  $\Pr(\mathcal{E}_i)$ 's are small (less than 0.1). As can be seen, Binomial and Poisson are much better than CLT when  $\Pr(\mathcal{E}_i)$ 's are small. We omit the results for Translated Poisson because its error results are similar to those of Poisson when  $\Pr(\mathcal{E}_i)$ 's are small. In Figure 6b, we compare the Translated Poisson approximation versus Poisson when  $c_\Delta = 50$  for varying range of  $\Pr(\mathcal{E}_i)$ 's. We see that the average relative error for the Poisson approximation increases as  $\Pr(\mathcal{E}_i)$ 's become large. However, the Translated Poisson

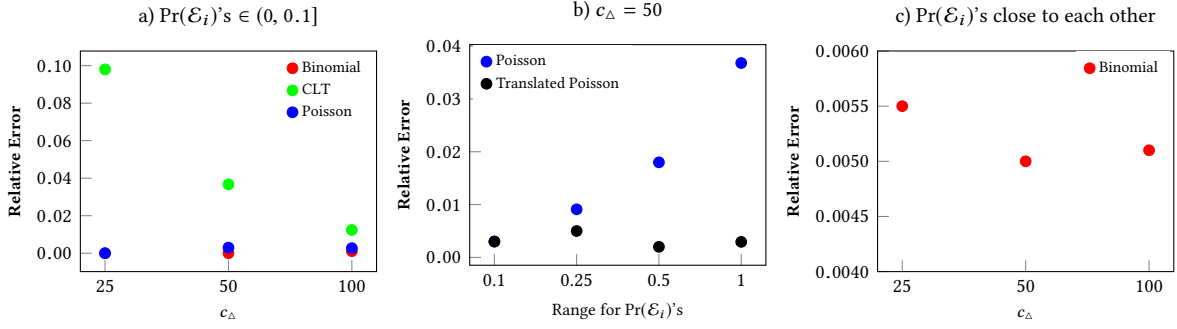


Figure 6: Average relative error for different approximations versus specific conditions on  $c_\Delta$  and range for  $\Pr(\mathcal{E}_i)$ 's.

| Graph   | $\theta$ | $ V_N / V_T / V_C $ | $ E_N / E_T / E_C $ | $k_{Nmax}/k_{Tmax}/k_{Cmax}$ | $PD_N/PD_T/PD_C$   | $PCC_N/PCC_T/PCC_C$ |
|---------|----------|---------------------|---------------------|------------------------------|--------------------|---------------------|
| dblp    | 0.1      | 19/34/115           | 171/561/6555        | 9/14/26                      | 0.800/0.611/0.264  | 0.790/0.620/0.317   |
| dblp    | 0.3      | 14/26/138           | 108/366/6693        | 7/11/23                      | 0.9917/0.785/0.277 | 0.9918/0.789/0.384  |
| pokec   | 0.1      | 13/72/288           | 121/1335/10592      | 3/8/27                       | 0.678/0.341/0.129  | 0.636/0.393/0.170   |
| pokec   | 0.3      | 6/71/278            | 21/1031/10142       | 2/6/25                       | 0.815/0.321/0.132  | 0.793/0.406/0.172   |
| biomine | 0.1      | 103/102/430         | 5231/5127/92200     | 18/33/79                     | 0.540/0.538/0.211  | 0.540/0.538/0.217   |
| biomine | 0.3      | 7/102/431           | 23/5125/92625       | 2/28/73                      | 0.714/0.538/0.212  | 0.701/0.539/0.218   |

Table 3: Cohesiveness statistics of  $l$ -( $k, \theta$ )-nucleus  $N$ , ( $k, \theta$ )-truss,  $T$ , and ( $k, \theta$ )-core,  $C$  on *dblp*, *pokec*, and *biomine*. The number of vertices ( $|V_N|/|V_T|/|V_C|$ ), the number of edges ( $|E_N|/|E_T|/|E_C|$ ), maximum nucleus/truss/core score ( $k_{Nmax}/k_{Tmax}/k_{Cmax}$ ), the probabilistic density ( $PD_N/PD_T/PD_C$ ), and the probabilistic clustering coefficient ( $PCC_N/PCC_T/PCC_C$ ), respectively.

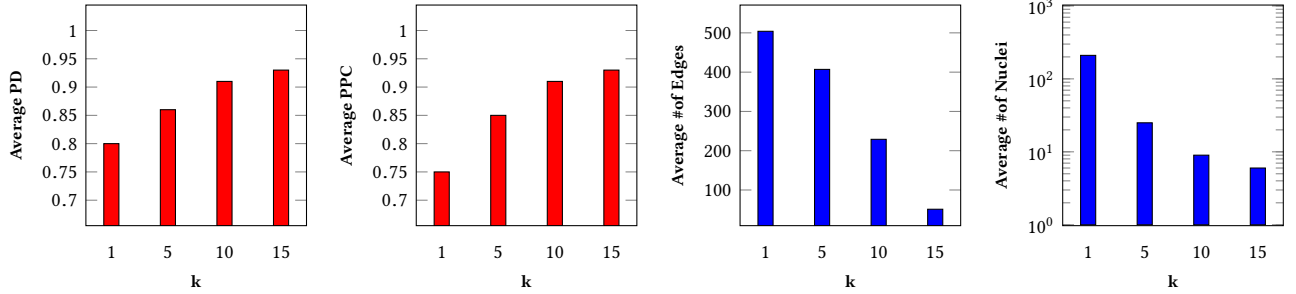


Figure 7: Average PD and PPC, average number of edges, average number of  $l$ -( $k, \theta$ )-nuclei for *flickr* with  $\theta = 0.3$ .

approximation is quite robust in terms of errors. We conclude that the Poisson approximation is reliable when  $\Pr(\mathcal{E}_i)'s \leq 0.25$  after which the Translated Poisson needs to be used. The behavior is similar for other values of  $c_\Delta$ .

In terms of the Binomial approximation, Figure 6c shows the average relative error for triangles  $\Delta$  for which the absolute difference between the variance of the exact distribution and the variance of Binomial distribution is small (less than 0.1). As can be seen, the average relative error does not change much for different values of  $c_\Delta$ . We conclude that the Binomial approximation is quite robust when the condition for its application is satisfied.

#### 7.4 Quality Evaluation of Nucleus subgraph

In this section, we compare the cohesiveness of  $l$ -( $k, \theta$ )-nucleus with the cohesiveness of local ( $k, \gamma$ )-truss [22] and ( $k, \eta$ )-core [3].

We use two metrics. The first metric is the probabilistic density (PD) of a graph  $\mathcal{G}$ , which we denote by  $PD(\mathcal{G})$  and is defined as follows [22]:

$$PD(\mathcal{G}) = \frac{\sum_{e \in E} p(e)}{\frac{1}{2} |V| \cdot (|V| - 1)}, \quad (19)$$

In words, the PD of a probabilistic graph is the ratio of the sum of the existence probability of edges to the possible number of edges that a graph can have.

The second metric is probabilistic clustering coefficient (PCC). It measures the level of tendency of the nodes to cluster together. Given a probabilistic graph  $\mathcal{G}$ , its PCC is defined as follows [22, 36]:

$$PCC(\mathcal{G}) = \frac{3 \sum_{\Delta uvw \in \mathcal{G}} p(u, v) \cdot p(v, w) \cdot p(u, w)}{\sum_{(u, v), (u, w), v \neq w} p(u, v) \cdot p(u, w)}. \quad (20)$$

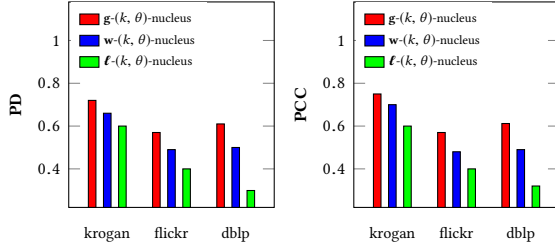


Figure 8: PD and PCC for  $g(k, \theta)$ -nucleus,  $w(k, \theta)$ -nucleus, and  $l(k, \theta)$ -nucleus on *krogan*, *flickr*, and *dblp* with  $\theta = 0.001$ .

For the probabilistic nucleus, probabilistic truss and probabilistic core subgraphs, we use the same threshold  $\theta = \gamma = \eta$ , set to 0.1 and 0.3. ( $\gamma$  is used as threshold in the truss case [22], and  $\eta$  is used as threshold in the core case [3]). Also, we consider connectivity condition when outputting these subgraphs. Table 3 reports the results on *dblp*, *pokec*, and *biomine*. We removed the results for other datasets, since the behavior is similar to what we see for the datasets in the table. For a given threshold, we report the statistics of local  $(k_{Nmax}, \theta)$ -nucleus,  $(k_{Tmax}, \gamma)$ -truss, and  $(k_{Cmax}, \eta)$ -core, where  $k_{Nmax}$ ,  $k_{Tmax}$ , and  $k_{Cmax}$  are maximum nucleus, truss and core scores, respectively. Also, for  $k_{Nmax}$ ,  $k_{Tmax}$ , and  $k_{Cmax}$ , we might obtain more than one connected component; we report the average statistics over such components. We denote by  $V_N$ ,  $V_T$ ,  $V_C$ , the sets of nodes, by  $E_N$ ,  $E_T$ ,  $E_C$ , the sets of edges, by  $PD_N$ ,  $PD_T$ ,  $PD_C$ , the PD's and by  $PCC_N$ ,  $PCC_T$ ,  $PCC_C$ , the PCC's of nucleus, truss, and core components, respectively.

As can be seen in the table,  $(k_{Nmax}, \theta)$ -nucleus produces high quality results in terms of PD and PCC. We achieve a significantly higher PD and PCC for nucleus compared to truss and core. For instance, for *dblp* the PD for nucleus is 0.8 versus 0.611 and 0.264 for truss and core, which translates for nucleus being about 30% and 200% more dense than truss and core. Similar conclusions can be drawn for PCC as well.

Moreover, Figure 7 reports the average PD, the average PCC, the average edges in each  $l(k, \theta)$ -nucleus, and the number of connected components ( $l(k, \theta)$ -nuclei) for an example dataset *flickr* with fixed  $\theta = 0.3$  and varying  $k$ . The first two sub-figures show that even for small values of  $k$ , PD and PCC are considerably high (above 70-80%). In general, PD and PCC become larger as  $k$  increases, since denser  $l(k, \theta)$ -nuclei will be detected by removing triangles having low support probability to be part of a 4-clique. This causes the final subgraphs to have edges with high existence probability only. Furthermore, since  $l(k, \theta)$ -nucleus implies connectivity, the number of connected components increases as  $k$  decreases. It results in an increase in the average number of edges in each  $l(k, \theta)$ -nuclei (see the last two sub-figures).

Finally, we also compare the PD and PCC values of  $g(k, \theta)$ -nucleus,  $w(k, \theta)$ -nucleus, and  $l(k, \theta)$ -nucleus, for *krogan*, *flickr*, and *dblp* datasets using  $\theta = 0.001$ , and averaging over all the possible values of  $k$ . The results are shown in Figure 8. We see that

$g(k, \theta)$ -nucleus achieves higher cohesiveness as expected. In addition,  $w(k, \theta)$ -nucleus exhibits quite good PD and PCC values higher than those for  $l(k, \theta)$ -nucleus.

## 8 RELATED WORK

In this section, we provide an overview of the previous research on dense subgraph mining in deterministic and probabilistic graphs.

In deterministic graphs, core and truss decompositions have been studied in many works [7–10, 21, 32, 40, 42, 47, 50, 51]. Core decomposition in probabilistic graphs has been studied in [3, 15, 35, 48]. Bonchi et al. [3] were the first to introduce core decomposition for probabilistic graphs. They focus on finding a subgraph in which each vertex is connected to  $k$  neighbors within that subgraph with high probability, and find all the probabilistic  $k$ -cores for different values of  $k$ . In [15], more efficient algorithms were proposed which can also handle graphs that do not fit in main memory. Recently, a different probabilistic core decomposition model has been studied in [35]. The authors focus on finding a subgraph which contains nodes with high probability to be  $k$ -core member in the probabilistic graph. In [48], an index-based structure is defined for processing core decomposition in probabilistic graphs. Truss decomposition is another important notion of dense substructures. In the probabilistic context, the notion of local  $(k, \eta)$ -truss is introduced by Huang, Lu, and Lakshmanan in [22]. The proposed algorithm of [22] for computing local  $(k, \eta)$ -truss is based on iterative peeling of edges with support less than  $k - 2$ , and updating the support of affected edges. Also, [22] proposed the notion of global  $(k, \eta)$ -truss based on the probability of each edge belonging to a connected  $k$ -truss in a possible world. In [16], an approximate algorithm for the local truss decomposition is proposed to efficiently compute the tail probability of edge supports in the peeling process of [22].

Building on the well-studied notions of core and truss decomposition, Sar  sy  jce et al. [41] introduce nucleus decomposition in *deterministic* graphs. They propose an algorithm for computing  $(3, 4)$ -nuclei. They showed that in practice,  $(3, 4)$ -nuclei decomposition provides the most interesting dense subgraph decomposition for real-world networks. In a more recent work, Sar  sy  jce et al. [39] propose efficient distributed algorithms for nucleus decomposition. Their approach uses local information of the graph and computes nucleus decomposition with convergence guarantees. Our work is the first to study nucleus decomposition in probabilistic graphs.

## 9 CONCLUSIONS

In this work, we made several key contributions. We introduced the notion of local, weakly-global and global nuclei for probabilistic graphs. We showed that computing weakly-global and global nuclei is intractable. We complemented these hardness results with effective algorithms to approximate them using techniques from Monte-Carlo sampling.

We designed a polynomial time, peeling based algorithm for computing local nuclei based on dynamic programming and showed that its efficiency can be much improved using novel approximations based on Poisson, Binomial and Normal distributions. Finally, using an in-depth experimental study, we demonstrated the efficiency, scalability and accuracy of our algorithms for nucleus decomposition on real world datasets.

## REFERENCES

- [1] L. Antigueira, O. N. Oliveira Jr, L. da Fontoura Costa, and M. d. G. V Nunes. 2009. A complex network approach to text summarization. *Information Sciences* 179, 5 (2009), 584–599.
- [2] V. Batagelj and M. Zaveršnik. 2011. Fast algorithms for determining (generalized) core groups in social networks. *Advances in Data Analysis and Classification* 5, 2 (2011), 129–145.
- [3] F. Bonchi, F. Gullo, A. Kaltenbrunner, and Y. Volkovich. 2014. Core decomposition of uncertain graphs. In *Proceedings of the 20th ACM SIGKDD International Conference on Knowledge Discovery and Data Mining*. ACM, 1316–1325.
- [4] Ch. Borgs, M. Brautbar, J. Chayes, and B. Lucier. 2014. Maximizing social influence in nearly optimal time. In *Proceedings of the twenty-fifth Annual ACM-SIAM Symposium on Discrete Algorithms*. SIAM, 946–957.
- [5] C. Budak, D. Agrawal, and A. El Abbadi. 2011. Limiting the spread of misinformation in social networks. In *Proceedings of the 20th International Conference on World Wide Web*. 665–674.
- [6] G. Cavallaro. 2010. Genome-wide analysis of eukaryotic twin CX 9 C proteins. *Molecular BioSystems* 6, 12 (2010), 2459–2470.
- [7] P.L. Chen, Ch. K. Chou, and M.S. Chen. 2014. Distributed algorithms for k-truss decomposition. In *Proceedings of 2014 IEEE International Conference on Big Data (Big Data)*. IEEE, 471–480.
- [8] Shu Chen, Ran Wei, Diana Popova, and Alex Thomo. 2016. Efficient computation of importance based communities in web-scale networks using a single machine. In *Proceedings of the 25th ACM International on Conference on Information and Knowledge Management*. 1553–1562.
- [9] J. Cheng, Y. Ke, Sh. Chu, and M. T. Özsu. 2011. Efficient core decomposition in massive networks. In *Proceedings of the 2011 IEEE 27th International Conference on Data Engineering*. IEEE, 51–62.
- [10] J. Cohen. 2008. Trusses: Cohesive subgraphs for social network analysis. *National security agency technical report* 16 (2008), 3–1.
- [11] M. T. Dittrich, G. W. Klau, A. Rosenwald, T. Dandekar, and T. Müller. 2008. Identifying functional modules in protein–protein interaction networks: an integrated exact approach. *Bioinformatics* 24, 13 (2008), i223–i231.
- [12] J. Dong and S. Horvath. 2007. Understanding network concepts in modules. *BMC systems biology* 1, 1 (2007), 24.
- [13] Y. Dourisboure, F. Geraci, and M. Pellegrini. 2007. Extraction and classification of dense communities in the web. In *Proceedings of the 16th International Conference on World Wide Web*. ACM, 461–470.
- [14] W. Ehm. 1991. Binomial approximation to the Poisson binomial distribution. *Statistics & Probability Letters* 11, 1 (1991), 7–16.
- [15] F. Esfahani, V. Srinivasan, A. Thomo, and K. Wu. 2019. Efficient Computation of Probabilistic Core Decomposition at Web-Scale. In *Proceedings of the 22nd International Conference on Extending Database Technology (EDBT)*. 325–336.
- [16] Fatemeh Esfahani, Jian Wu, Venkatesh Srinivasan, Alex Thomo, and Kui Wu. 2019. Fast Truss Decomposition in Large-scale Probabilistic Graphs. In *Proceedings of the 22nd International Conference on Extending Database Technology (EDBT)*. 722–725.
- [17] E. Fratkin, B. T. Naughton, D. L. Brutlag, and S. Batzoglou. 2006. MotifCut: regulatory motifs finding with maximum density subgraphs. *Bioinformatics* 22, 14 (2006), e150–e157.
- [18] A. Goyal, F. Bonchi, and L. V.S. Lakshmanan. 2010. Learning influence probabilities in social networks. In *Proceedings of the third ACM International Conference on Web search and Data Mining*. 241–250.
- [19] F. A. Haight. 1967. Handbook of the Poisson distribution. (1967).
- [20] W. Hoeffding. 1994. Probability inequalities for sums of bounded random variables. In *The Collected Works of Wassily Hoeffding*. Springer, 409–426.
- [21] X. Huang, H. Cheng, L. Qin, W. Tian, and J. X. Yu. 2014. Querying k-truss community in large and dynamic graphs. In *Proceedings of the 2014 ACM SIGMOD International Conference on Management of Data*. 1311–1322.
- [22] X. Huang, W. Lu, and L. V. Lakshmanan. 2016. Truss decomposition of probabilistic graphs: Semantics and algorithms. In *Proceedings of the 2016 International Conference on Management of Data*. ACM, 77–90.
- [23] R. Jin, L. Liu, and Ch. Aggarwal. 2011. Discovering highly reliable subgraphs in uncertain graphs. In *Proceedings of the 17th ACM SIGKDD International Conference on Knowledge Discovery and Data Mining*. ACM, 992–1000.
- [24] D. Kempe, J. Kleinberg, and E. Tardos. 2003. Maximizing the spread of influence through a social network. In *Proceedings of the ninth ACM SIGKDD International Conference on Knowledge Discovery and Data Mining*. 137–146.
- [25] Wissam Khaoiud, Marina Barsky, Venkatesh Srinivasan, and Alex Thomo. 2015. K-core decomposition of large networks on a single PC. *Proceedings of the VLDB Endowment* 9, 1 (2015), 13–23.
- [26] N. Korovaiko and A. Thomo. 2013. Trust prediction from user-item ratings. *Social Network Analysis and Mining* 3, 3 (2013), 749–759.
- [27] N. J. Krogan, G. Cagney, H. Yu, G. Zhong, X. Guo, A. Ignatchenko, J. Li, Sh. Pu, N. Datta, A. P. Tikuisis, et al. 2006. Global landscape of protein complexes in the yeast *Saccharomyces cerevisiae*. *Nature* 440, 7084 (2006), 637.
- [28] R. Kumar, P. Raghavan, S. Rajagopalan, and A. Tomkins. 1999. Trawling the Web for emerging cyber-communities. *Computer networks* 31, 11–16 (1999), 1481–1493.
- [29] U. Kuter and J. Golbeck. 2010. Using probabilistic confidence models for trust inference in web-based social networks. *ACM Transactions on Internet Technology (TOIT)* 10, 2 (2010), 8.
- [30] L. Le Cam. 1960. An approximation theorem for the Poisson binomial distribution. *Pacific J. Math.* 10, 4 (1960), 1181–1197.
- [31] A. Lyapunov. 1901. Nouvelle forme de la théoreme dur la limite de probabilité. *Mémoires de l’Académie Impériale des Sci. de St. Petersbourg* 12 (1901), 1–24.
- [32] A. Montresor, F. De Pellegrini, and D. Miorandi. 2012. Distributed k-core decomposition. *IEEE Transactions on parallel and distributed systems* 24, 2 (2012), 288–300.
- [33] Arko Provo Mukherjee, Pan Xu, and Srikanta Tirthapura. 2015. Mining maximal cliques from an uncertain graph. In *2015 IEEE 31st International Conference on Data Engineering*. IEEE, 243–254.
- [34] A. Papoulis and S. U. Pillai. 2002. *Probability, random variables, and stochastic processes*. Tata McGraw-Hill Education.
- [35] Y. Peng, Y. Zhang, W. Zhang, X. Lin, and L. Qin. 2018. Efficient probabilistic k-core computation on uncertain graphs. In *Proceedings of the IEEE 34th International Conference on Data Engineering (ICDE)*. IEEE, 1192–1203.
- [36] J. J. Pfeiffer and J. Neville. 2011. Methods to determine node centrality and clustering in graphs with uncertain structure. In *Fifth International AAAI Conference on Weblogs and Social Media*.
- [37] M. Potamias, F. Bonchi, A. Gionis, and G. Kollios. 2010. K-nearest neighbors in uncertain graphs. *PVLDB* 3, 1–2 (2010), 997–1008.
- [38] A. Röllin. 2007. Translated Poisson approximation using exchangeable pair couplings. *The Annals of Applied Probability* 17, 5/6 (2007), 1596–1614.
- [39] A.E. Sariyüce, C. Seshadhri, and A. Pinar. 2018. Local algorithms for hierarchical dense subgraph discovery. *Proceedings of the VLDB Endowment* 12, 1 (2018), 43–56.
- [40] A. E. Sariyüce, B. Gedik, G. Jacques-Silva, K. L. Wu, and Ü. V. Çatalyürek. 2013. Streaming algorithms for k-core decomposition. *Proceedings of the VLDB Endowment* 6, 6 (2013), 433–444.
- [41] A. E. Sariyüce, C. Seshadhri, A. Pinar, and U. V. Catalyurek. 2015. Finding the hierarchy of dense subgraphs using nucleus decompositions. In *Proceedings of the 24th International Conference on World Wide Web*. 927–937.
- [42] S. B. Seidman. 1983. Network structure and minimum degree. *Social networks* 5, 3 (1983), 269–287.
- [43] R. Sharan, I. Ulitsky, and R. Shamir. 2007. Network-based prediction of protein function. *Molecular systems biology* 3, 1 (2007), 88.
- [44] Y. Tang, X. Xiao, and Y. Shi. 2014. Influence maximization: Near-optimal time complexity meets practical efficiency. In *Proceedings of the 2014 ACM SIGMOD International Conference on Management of Data*. 75–86.
- [45] L. G. Valiant. 1979. The complexity of enumeration and reliability problems. *SIAM J. Comput.* 8, 3 (1979), 410–421.
- [46] Jia Wang and James Cheng. 2012. Truss Decomposition in Massive Networks. *Proceedings of the VLDB Endowment* 5, 9 (2012).
- [47] K. Wang, X. Lin, L. Qin, W. Zhang, and Y. Zhang. 2020. Efficient bitruss decomposition for large-scale bipartite graphs. In *Proceedings of 2020 IEEE 36th International Conference on Data Engineering (ICDE)*. IEEE, 661–672.
- [48] B. Yang, D. Wen, L. Qin, Y. Zhang, L. Chang, and R. Li. 2019. Index-based Optimal Algorithm for Computing K-Cores in Large Uncertain Graphs. In *Proceedings of the IEEE 35th International Conference on Data Engineering (ICDE)*. IEEE, 64–75.
- [49] B. Zhang and S. Horvath. 2005. A general framework for weighted gene co-expression network analysis. *Statistical applications in genetics and molecular biology* 4, 1 (2005).
- [50] Fan Zhang, Ying Zhang, Lu Qin, Wenjie Zhang, and Xuemin Lin. 2017. When Engagement Meets Similarity: Efficient (k,r)-Core Computation on Social Networks. *Proc. VLDB Endow.* 10, 10 (2017), 998–1009.
- [51] Y. Zhang and S. Parthasarathy. 2012. Extracting analyzing and visualizing triangle k-core motifs within networks. In *Proceedings of IEEE 28th International Conference on Data Engineering*. IEEE, 1049–1060.
- [52] F. Zhao and A. Tung. 2012. Large scale cohesive subgraphs discovery for social network visual analysis. *Proceedings of the VLDB Endowment* 6 (2012), 85–96.