

The role of exchangeability in causal inference

Olli Saarela, David A. Stephens and Erica E. M. Moodie

Olli Saarela is Associate Professor, Dalla Lana School of Public Health, University of Toronto, 155 College Street, Toronto, Ontario M5T 3M7, Canada e-mail: olli.saarela@utoronto.ca.

David A. Stephens is Professor, Department of Mathematics and Statistics, McGill University, Burnside Hall, 805 Sherbrooke Street West, Montreal, Quebec H3A 0B9, Canada.

Erica E. M. Moodie is Professor, Department of Epidemiology and Biostatistics, McGill University, Purvis Hall, 1020 Pine Avenue West, Montreal, Quebec H3A 1A2, Canada.

Abstract: The notion of exchangeability has been recognized in the causal inference literature in various guises, but only rarely in the original Bayesian meaning as a symmetry property between individual units in statistical inference. Since the latter is a standard ingredient in Bayesian inference, we argue that in Bayesian causal inference it is natural to link the causal model, including the notion of confounding and definition of causal contrasts of interest, to the concept of exchangeability. Here we relate the Bayesian notion of exchangeability to alternative conditions for unconfounded inferences, commonly stated using potential outcomes, and define causal contrasts in the presence of exchangeability in terms of limits of posterior predictive expectations for further exchangeable units. While our main focus is in a point treatment setting, we also investigate how this reasoning carries over to longitudinal settings.

Keywords and phrases: Bayesian inference, Causal inference, Confounding, Exchangeability, Posterior predictive inference.

1. Introduction

The concept of exchangeability, due to de Finetti (1974), has profound philosophical meaning to Bayesians. Recall that an infinite sequence of observable random variables $Y_1, Y_2, \dots, Y_n, \dots$ is *exchangeable* if, for all finite n ,

$$P(Y_1, \dots, Y_n) = P(Y_{\rho(1)}, \dots, Y_{\rho(n)})$$

for any permutation $\rho(\cdot)$ of the indices. This simple probabilistic definition plays a central, even totemic, role in Bayesian inference; it leads to the definition

of ‘parameters’ as functions of infinite sequences of observable quantities, facilitates probability statements on future, yet unobserved, quantities based on information contained in observed data, and justifies the use of the posterior distribution as the basis for statistical inference (e.g. Bernardo and Smith, 1994, p. 173). However, recently, the terms ‘exchangeability’ or ‘conditional exchangeability’ have been increasingly used in the field of causal inference, where they have gained a specific meaning relating to certain conditional independence relationship between exposure (or treatment), potential outcomes and possible confounding variables, synonymous to part of the ‘ignorability’ assumption as stated by Rosenbaum and Rubin (1983). In this paper we study the links between the two uses of the term, and point out the common probabilistic arguments underpinning them. Furthermore, we propose a fully Bayesian formulation of causal inference based on exchangeable representations, including Bayesian definitions of causal estimands. Our central thesis is that de Finetti’s formulation of exchangeability is entirely sufficient to give a coherent framework for causal inference, without the need to introduce special constructs (such as potential outcomes), mathematical machinery (the *do*-operator), or additional conditional independence assumptions.

1.1. The de Finetti representation

The key mathematical result, which underpins all Bayesian inference methodology, and which is closely related to exchangeability, is the de Finetti representation (de Finetti, 1974; Hewitt and Savage, 1955) which states that, for an infinitely exchangeable sequence $\{O_n\}_{n=1}^{\infty}$ of observable random variables defined on the probability space

$$\left(\prod_{n=1}^{\infty} \mathcal{X}, \mathcal{B}, \mathcal{P} \right)$$

for all $n \geq 1$, and arbitrary sets $B_1, \dots, B_n \in \mathcal{B}$

$$\Pr \left(\bigcap_{i=1}^n (O_i \in B_i) \right) = \int \prod_{i=1}^n P(B_i) \pi_0(dP) \quad (1.1)$$

where $P(\cdot)$ is an (unobservable) probability measure – an element of the space of probability measures \mathcal{P} – and $\pi_0(\cdot)$ is a probability distribution given \mathcal{P} . That is, the random variables O_1, \dots, O_n are conditionally independent given

P . Furthermore, for arbitrary $B \in \mathcal{B}$, it follows that if $\mathbb{1}_B(\cdot)$ denotes the indicator random variable for set B ,

$$P(B) = \lim_{n \rightarrow \infty} \frac{1}{n} \sum_{i=1}^n \mathbb{1}_B(O_i)$$

implicitly characterizes the measure P ; P should assign to set B the probability equal to the long-run relative frequency with which $O_i \in B$ is observed. Note that (1.1) does not give a construction for either the form of P – which typically is deduced from symmetry arguments or assumptions about sufficient summaries (see Bernardo and Smith, 1994, Chap. 4) – or the form of π_0 .

We shall utilize the identity (1.1) and extensions to characterize the joint, conditional and marginal probability structures that appear in causal settings. In our most basic setting, we have $O_i = (Z_i, X_i, Y_i)$ where Y_i is an observable outcome, Z_i is an observable treatment and X_i represents (typically a vector of) possible confounding variables. Now for any $n \geq 1$, we have by the usual factorization

$$p(z_{1:n}, x_{1:n}, y_{1:n}) = p(x_{1:n})p(z_{1:n}|x_{1:n})p(y_{1:n}|x_{1:n}, z_{1:n}) \quad (1.2)$$

and each of the distributions on the right-hand side admits a representation similar to (1.1). For example, taking the second term, we have a representation

$$\Pr \left(\bigcap_{i=1}^n (Z_i \in B_i) \middle| \bigcap_{i=1}^n (X_i = x_i) \right) = \int \prod_{i=1}^n P_x(B_i) \pi_0(dP_x) \quad (1.3)$$

where P_x is a probability measure indexed by $x_{1:n}$. This representation appeals to the concept of *partial exchangeability*, which states for example that the outcomes are exchangeable within the levels of treatment and the confounders, but not across them (if the latter are known). While the representations enable statistical inferences on the unobservable characteristics of the infinite sequences based on observable finite sequences, further assumptions are needed for causal interpretations.

1.2. Exchangeability and causal inference

A connection between the original probabilistic concept of exchangeability and causal inference was first suggested by Lindley and Novick (1981, p. 51), although the authors did not to pursue this further, citing difficulties in definition (presumably in purely probabilistic terms). This connection was pointed out

later by Greenland and Robins (1986) in the context of non-identifiability of causal parameters due to confounding. However, in the causal inference literature (e.g. Greenland, Robins and Pearl, 1999; Hernán and Robins, 2006; Greenland and Robins, 2009), ‘exchangeability’ has been interpreted in terms of potential outcomes, instead of observable quantities, and the connection of this concept to its Bayesian interpretation appears to have been lost. In this paper we highlight the similarities between causal reasoning based on unit-level exchangeability and the now more common formulation based on potential outcomes.

We aim to provide a sequel to the classic account of Lindley and Novick (1981) with the hindsight of the numerous developments that have taken place in causal inference theory and methodology since. The utility of the concept of exchangeability and the account of Lindley and Novick (1981) has been disputed by Pearl (2009, p. 177–180) (see also Lindley, 2002), who argued that probability theory alone is not adequate for providing a comprehensive framework for causal reasoning (which, in fact, Lindley and Novick never attempted). Rather than enter this debate, we concentrate on clarifying the connection between the Bayesian notion of exchangeability and causal inference, using exchangeability as basis of the ‘causal model’. A causal model is necessary to define the causal contrast of interest, as well as to define the notion of confounding and identify the conditions required for unconfounded inferences.

We follow the key insight of Lindley and Novick (1981, p. 45) that “inference is a process whereby one passes from data on a set of units to statements about a further unit”. Since we can only ever observe outcomes for any individual unit under a single exposure pattern, it seems reasonable to base statistical inferences about causal effects on an explicit assumption of ‘similarity’ (or more precisely, indistinguishability) of the individual instances. To assume an exchangeable structure is always appropriate after sufficient relevant information has been included (Gelman et al., 2004, p. 6); however, what constitutes this sufficient relevant information in causal inference settings often has to be decided based on prior information alone, as noted by Greenland and Robins (2009). That is, causal inferences from observational settings necessarily rely on prior information regarding the causal mechanisms involved; the role of prior information can be made explicit in Bayesian inference.

Several other authors have attempted to make connections between classical statistical models and causal models. In particular Dawid (2000); Arjas and Parner (2004); Chib (2007) have suggested that the potential outcomes nota-

tion is redundant in formulating causal models, and similar arguments have been made both in Bayesian and frequentist settings. Baker (2013) gave a probabilistic interpretation to confounding and collider biases. Many of the formulations alternative to potential outcomes are based on introducing a hypothetical ‘randomized’ or ‘experimental’ probability measure which is used to formulate the causal quantity of interest (Dawid and Didelez, 2010; Røysland, 2011; Arjas, 2012; Saarela et al., 2015; Commenges, 2019). Inference then becomes a matter of linking the experimental measure to the observational one thought to have generated the data, which involves assumptions about the absence of unmeasured confounding. Other formulations are based on structural definitions, where a deterministic relationship is assumed between observed and latent variables (Commenges and Gégout-Petit, 2015; Ferreira, 2019).

The ‘no confounding’ assumption required for identification of the causal effect under these formulations is usually expressed in terms of latent variables, or equivalence of certain components of the experimental and observational joint distributions, termed by Dawid and Didelez (2010) as the ‘stability’ assumption. Bühlmann et al. (2020) termed a similar property ‘invariance’ and formulated causal inference in terms of a risk minimization problem. Ferreira et al. (2015) framed an exchangeability property concerning the treatment assignment mechanism as a ‘no confounding’ type assumption, but did not connect it to Bayesian inference. We are not aware of exchangeability (in its original meaning as a symmetry property of probability distributions) otherwise used as a causal assumption; for example Dawid et al. (2016) used it as an inferential assumption needed in addition to a ‘no confounding’ type assumption. Dawid (2020) made a distinction between post-treatment and pre-treatment exchangeability, where the latter is closely related to the notion of partial exchangeability of outcomes within treatment and control groups separately, while the former involves a judgement of similarity of the groups being compared before they received treatment. A further ignorability condition concerning the treatment assignment mechanism is needed for causal inferences based on the observed responses in the treatment and control groups. We also consider the usual kind of partial exchangeability as the starting point, suggesting parametric inferences based on the representation theorem, while acknowledging that further assumptions are needed for causal inferences. However, we propose that the ignorability of the treatment assignment follows from a further between groups exchangeability assumption, stated as a symmetry property of probability distributions. This in turn implies that the parameters suggested by the representation theorem have a causal in-

terpretation.

The objective of the present paper is to investigate exchangeability as a causal assumption and link it to Bayesian causal inference, and further extend this reasoning to longitudinal settings which introduce other biases in addition to confounding, related to conditioning on intermediate variables. Similar to Ferreira (2019) we adopt a structural model as this allows us to draw connections between the different causal models, but with the focus on Bayesian causal inference.

1.3. Plan of this paper

The paper proceeds as follows. In Section 3 we discuss the causal interpretation of (conditional) exchangeability judgements and relate this to causal reasoning based on potential outcomes; *conditional* or *partial* exchangeability (see for example Bernardo and Smith, 1994, p. 169) is the assumption of exchangeability within subgroups specified by common levels of further observable quantities. In Section 4 we give a Bayesian definition of a marginal causal contrast and discuss parametric inference under observational settings. exchangeability in a longitudinal setting involving unmeasured variables. Here under model misspecification, lack of conditional exchangeability corresponding to conditional distributions being modeled may manifest itself in the form of the null paradox discussed by Robins and Wasserman (1997), in which case the inferences from a conditional model may not be valid even under the null hypothesis of no treatment effect. We conclude with a discussion in Section 6.

2. Notation and foundations

2.1. Structural assumption

It is convenient for our derivations to assume that the outcome random variable, Y_i , is determined by the structural rule $Y_i = f(Z_i, X_i, U_i)$, where Z_i represents treatment and X_i confounding variables, and U_i represents unobserved factors that may affect Y_i and may or may not also be confounders. This model may be readily modified to include further stochastic elements, for example, additive ‘residual’ errors, so the structural assumption is quite general. Note that in the structural definition, we may consider specific *interventions* on treatment and write $f(z, X_i, U_i)$, as if the random variable Z_i has a degenerate distribution at z , and so that the intervention is independent of (X_i, U_i) . Note also

that the structural definition is essentially identical to the potential outcome construction; in the conventional notation, we have for the potential outcome $Y_i(z)$ that $Y_i(z) \equiv f(z, X_i, U_i)$. In what follows, we always assume ‘general’ exchangeability of (Y_i, Z_i, X_i, U_i) over the individual indices $i = 1, \dots, n, \dots$, which also implies exchangeability of the observable random vectors $O_i = (Y_i, Z_i, X_i)$, $i = 1, \dots, n, \dots$

2.2. Experimental and observational designs

The fundamental objective of causal inference is to draw conclusions about treatment interventions, that is, to quantify the effect on outcome of assigning treatment z relative to some alternative z' , say, independently of all other (non-outcome) quantities. Such an intervention may be the result of a random allocation mechanism, or arise deterministically, but must be carried out preserving – in the classical interpretation – this independence. Such an allocation mechanism is commonly termed *experimental*. If the independence is not present, the mechanism is termed *observational*, or *non-experimental*.

In the Bayesian formulation, the independence requirement may be retained in a marginal form, that is, for all j, k , Z_j is assumed independent of (X_k, U_k) , so that for any $n \geq 1$ the joint distribution factorizes

$$p(z_{1:n}, x_{1:n}, u_{1:n}) = p(z_{1:n})p(x_{1:n}, u_{1:n}) \quad (2.1)$$

where the two factors on the right-hand side each has a representation of the form of (1.1).

2.3. Directed acyclic graphs

In subsequent sections, our explanations are assisted by the use of directed acyclic graphs (DAGs) to clarify the underlying relationships between the variables. In the Bayesian framework, we can regard a posited DAG as encapsulating structural prior knowledge relating to the observable quantities, and may be considered either conditional on or marginalized over parameters in models. In this paper we use the terms ‘knowledge’, ‘information’ and ‘opinion’ interchangeably to describe the *a priori*-held subjective beliefs – both qualitative and quantitative – of the experimenter. As a notational device, we will use structural definitions to illustrate the link between the information encoded in the DAG and the corresponding probability statements.

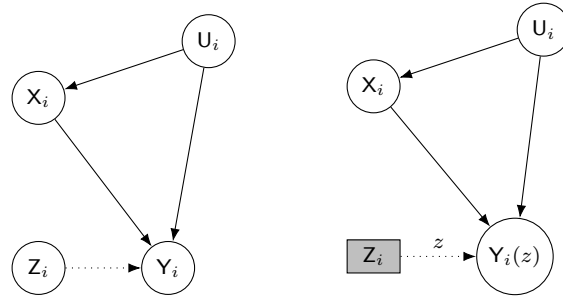


FIG 1. The postulated data generating mechanism under the randomized setting \mathcal{E} . The dotted arrow from Z_i to Y_i is not present if there is no treatment effect. In the right panel, the gray square node indicates an intervention, and $Y_i(z) \equiv f(z, X_i, U_i)$.

The DAG in Figure 1 illustrates the relationship between variables as described in Section 3.1 in cases where Z is assigned experimentally (left panel) or intervened upon to take the value z with probability 1 (right panel). The directed arrows indicate causal relationships. The square and shaded node in the right panel indicates that the corresponding variable has been intervened upon and its value set deterministically.

Figure 1 relates to a single individual i ; by convention, in the frequentist setting, the nodes on a single DAG are interpreted to indicate probabilistic relationships for random variables relating to an archetypal individual present in a random sample, with the graph replicated identically across the independent draws $i = 1, \dots, n$. As indicated by equation (1.1), however, under an assumption of exchangeability, the collections of variables $O_i, i = 1, \dots, n$ are no longer marginally independent, but instead are conditionally independent given parameter P . Under the assumption of exchangeability of the O_i , the most general DAG would have an additional node containing P from which arrows into the complete collection of variables would emanate (Figure A1 in Appendix A).

3. Exchangeability and ignorability

The central notion in causal inference is to obtain unconfounded inferences about differences in (expected) response arising from different exposures, paralleling the inferences available from a randomized *experimental* study, but to obtain the inferences from *observational* data. In this section, we contrast Bayesian formulations under the two types of data collection mechanism, and identify the role of prior knowledge or assumptions about the relationships amongst the

variables.

3.1. Exchangeability under randomization

The exchangeability property applies under a hypothetical completely randomized (*experimental*) setting in Figure 1, labeled as \mathcal{E} , which can be stated as a symmetry property. In addition, under the experimental setting, because the distribution of Z is assigned by intervention, we have that $(X, U) \perp\!\!\!\perp Z$ at both the individual and population level. This is reflected in the DAG of Figure A2, where P_Z characterizes the chosen treatment assignment mechanism. Note that by exchangeability $(X_j, U_j) \perp\!\!\!\perp Z_k$ for all j, k , and thus by the structural assumption, $f(z, X_j, U_j) \perp\!\!\!\perp Z_k$ for all z . Then

$$\begin{aligned}
\Pr(Y_j = y_j, Y_k = y_k \mid Z_j = z_j, Z_k = z_k; \mathcal{E}) & \quad (3.1) \\
& \equiv \Pr(f(z_j, X_j, U_j) = y_j, f(z_k, X_k, U_k) = y_k \mid Z_j = z_j, Z_k = z_k; \mathcal{E}) \quad \text{Defn.} \\
& = \Pr(f(z_j, X_j, U_j) = y_j, f(z_k, X_k, U_k) = y_k; \mathcal{E}) \quad \text{Indep.} \\
& = \Pr(f(z_j, X_k, U_k) = y_j, f(z_k, X_j, U_j) = y_k; \mathcal{E}) \quad \text{Exch.} \\
& = \Pr(f(z_j, X_k, U_k) = y_j, f(z_k, X_j, U_j) = y_k \mid Z_j = z_j, Z_k = z_k; \mathcal{E}) \quad \text{Indep.}
\end{aligned}$$

for all (y_j, y_k) . In particular, this states that under the experimental setting, the joint distribution of the two outcomes is the same under a hypothetical switch of the interventions. Thus, taking $z_j = 1$ and $z_k = 0$, the property

$$\begin{aligned}
& \Pr(f(1, X_j, U_j) = y_j, f(0, X_k, U_k) = y_k \mid Z_j = 1, Z_k = 0; \mathcal{E}) \\
& = \Pr(f(1, X_k, U_k) = y_j, f(0, X_j, U_j) = y_k \mid Z_j = 1, Z_k = 0; \mathcal{E})
\end{aligned}$$

suggests a causal interpretation; the joint distribution of the outcomes does not depend on which individual actually received which treatment. This property does not follow from the previously discussed partial exchangeability

$$\begin{aligned}
& \Pr(Y_j = y_j, Y_k = y_k \mid Z_j = 1, Z_k = 0; \mathcal{E}) \\
& = \Pr(Y_k = y_j, Y_j = y_k \mid Z_j = 0, Z_k = 1; \mathcal{E}),
\end{aligned}$$

that is, even under the experimental setting, the statement

$$\begin{aligned}
& \Pr(Y_j = y_j, Y_k = y_k \mid Z_j = 1, Z_k = 0; \mathcal{E}) \\
& = \Pr(Y_k = y_j, Y_j = y_k \mid Z_j = 1, Z_k = 0; \mathcal{E})
\end{aligned}$$

would only be true if there were no treatment effect. While we could consider such ‘under the null’ causal exchangeability statements, the structural model allows us to make explicit the hypothetical switching of the treatments without this restriction.

Statement (3.1) can be extended to any finite sequence of observations, conditional on a sequence of treatment assignments, as

$$\begin{aligned} \Pr \left(\bigcap_{i=1}^n (f(z_i, X_i, U_i) = y_i) \middle| \bigcap_{i=1}^n (Z_i = z_i); \mathcal{E} \right) \\ = \Pr \left(\bigcap_{i=1}^n (f(z_i, X_{\rho(i)}, U_{\rho(i)}) = y_i) \middle| \bigcap_{i=1}^n (Z_i = z_i); \mathcal{E} \right) \end{aligned} \quad (3.2)$$

for any permutation $\rho(\cdot)$ of the indices. We now show that under the extended property (3.2), the parameters implied by de Finetti representation for partially exchangeable sequences have a causal interpretation. We note first that by (3.2), considering permutations only within the treatment groups, partial exchangeability still applies for the sequences of ‘treated’ random variables $f(1, X_i, U_i)$ and ‘untreated’ random variables $f(0, X_i, U_i)$. Thus, common models via partial exchangeability and added assumptions about sufficient statistics, as in Bernardo and Smith (1994, Chap. 4.6) are applicable to the sequences of these, and since the joint distributions of these do not depend on the permutation of the treatment assignments, the parameters in these have the same interpretation as models for the observed sequences of outcomes in the treatment groups. In Appendix B, we elaborate this in the case of dichotomous outcomes, in which case a treatment group-specific binomial model is implied by the partial exchangeability property.

We term property (3.1) and its extension (3.2) as ‘conditional exchangeability’, to separate them from the previously assumed partial exchangeability. While under the experimental setting these were implied by the latter and the known properties of the treatment assignment mechanism, under observational settings considered in Section 3.2, a similar property will have to be assumed *a priori*. When the assignment mechanism is unknown, this is a strong assumption, but one on which most observational studies rely. It then becomes important that the conditional exchangeability statements imply properties of

the treatment assignment mechanism. To see this, from (3.1) it follows that

$$\begin{aligned} & \sum_y \Pr(f(1, X_j, U_j) = y_j, f(0, X_k, U_k) = y \mid Z_j = 1, Z_k = 0; \mathcal{E}) \\ &= \sum_y \Pr(f(1, X_k, U_k) = y_j, f(0, X_j, U_j) = y \mid Z_j = 1, Z_k = 0; \mathcal{E}) \\ &\Rightarrow \Pr(f(1, X_j, U_j) = y_j \mid Z_j = 1, Z_k = 0; \mathcal{E}) \\ &= \Pr(f(1, X_k, U_k) = y_j \mid Z_j = 1, Z_k = 0; \mathcal{E}), \end{aligned}$$

that is, $f(1, X_j, U_j) \mid (Z_j = 1, Z_k = 0) \stackrel{d}{=} f(1, X_k, U_k) \mid (Z_j = 1, Z_k = 0)$ under \mathcal{E} . If we further assume that the treatment assignment of individual k is not informative of the outcome of individual j and vice versa (corresponding to the common assumption of ‘no interference between units’, cf. Rubin, 1978; Lindley and Novick, 1981, p. 58) we have that

$$f(1, X_j, U_j) \mid (Z_j = 1) \stackrel{d}{=} f(1, X_k, U_k) \mid (Z_k = 0).$$

Further, by general exchangeability we have that

$$f(1, X_j, U_j) \mid (Z_j = 1) \stackrel{d}{=} f(1, X_k, U_k) \mid (Z_k = 1),$$

and combining this with the previous, that $f(1, X_i, U_i) \perp\!\!\!\perp Z_i$ under \mathcal{E} . By a symmetrical argument, we can show that $f(0, X_i, U_i) \perp\!\!\!\perp Z_i$, and finally that $f(z, X_i, U_i) \perp\!\!\!\perp Z_i$, $z \in \{0, 1\}$. Thus, property (3.1) and the added no interference between units assumption implies the independence property of the treatment assignment mechanism. While this applies marginally, because of the IID structure implied by the infinite extension (3.2), the same applies also conditional on the parameters implied by the de Finetti representation, following the arguments in Appendix B.

3.2. Exchangeability in the observational setting

While it was helpful to demonstrate the ideal properties of the experimental setting, we are actually interested in inferences under observational settings where we do not choose the treatment assignment mechanism and where the exchangeability of the populations being compared does not follow from the study design. We consider a point treatment setting as in Greenland and Robins (1986); note that Robins and Greenland (1992) extended similar reasoning to intermediate variable settings. We consider a hypothetical study of the effect of initiation of antiretroviral therapy on CD4 cell counts, conducted in a sample of n HIV

patients. Consider random sampling from an infinite super-population (or data generating mechanism) under an observational setting characterized by the conditional independencies depicted in the DAG in Figure 2. Because of the general exchangeability, a corresponding IID structure is implied, and thus we present this only for a single individual. Specifically, for $i = 1, \dots, n$, let the random variable X_i represent a baseline CD4 cell count measurement for an HIV-positive individual i , Z_i represent the initiation of antiretroviral therapy at the baseline time point, and Y_i the CD4 cell count measurement after a fixed time has passed since the baseline. Further, let U_i be a latent variable representing the underlying immune status of individual i , some facet of which could possibly be captured by X_i . We know that individuals with lower CD4 cell counts, X_i , are more likely to initiate treatment; due to the correlation between U_i and X_i , this further implies that those where poor underlying immune function are more likely to initiate treatment. For notational simplicity we take all random variables to be discrete-valued. Finally, following the notation of Saarela et al. (2015), let \mathcal{O} index the (*observational*) study setting and the corresponding data generating mechanism.

Note that the observational setting mirrors the experimental setting in all but the allocation of treatment; the structural assumption $Y_i = f(Z_i, X_i, U_i)$ applies under both settings, and the distribution of (X_i, U_i) is also assumed to be the same, however the treatments are no longer necessarily assigned so that $Z_i \perp\!\!\!\perp (X_i, U_i)$ under \mathcal{O} , and the factorization in (2.1) likely does not hold. This suggests that the causal *estimand* of interest should be specified referring to the situation under the hypothetical experimental setting; the problem of causal inference then involves making probability statements about the estimand based on data collected under the observational setting (Section 4). Based on the context, we know for instance that lower baseline CD4 would increase the probability of earlier treatment initiation under the observational setting. Thus, a simple comparison in terms of the summary statistics of the outcomes among those observed to be treated and those observed not would be *confounded*; a numerical example demonstrating this is presented in Appendix C. We formalize this concept in Section 4 where we introduce an explicit *causal estimand* and its estimator. Before that, we attempt to understand this non-comparability of the groups through a probabilistic exchangeability statement between individuals representative of those groups.

Consider a comparison of two individuals, j and k , with observed treatments $Z_j = 1$ and $Z_k = 0$ respectively, but with the outcome yet to be observed.

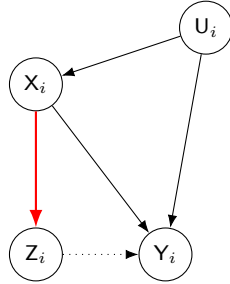


FIG 2. The postulated data generating mechanism under the observational setting \mathcal{O} . The red arrow $X_i \rightarrow Z_i$ is the distinguishing feature compared with Fig. 1; conditioning on Z_i opens a confounding ‘backdoor’ path from Z_i to Y_i .

As in Section 3.1, we consider whether the outcomes of these two individuals are exchangeable (pairwise) under a hypothetical intervention to reverse their treatments; if so, comparison of their outcomes under the actual treatment assignments would be informative of the causal effect of the treatment. We again take the outcome to be determined by the structural model $Y_i = f(Z_i, X_i, U_i)$, in which case the relevant required exchangeability property can be expressed as

$$\begin{aligned}
 & \Pr(Y_j = y_j, Y_k = y_k \mid Z_j = 1, Z_k = 0; \mathcal{O}) \\
 & \equiv \Pr(f(1, X_j, U_j) = y_j, f(0, X_k, U_k) = y_k \mid Z_j = 1, Z_k = 0; \mathcal{O}) \\
 & = \Pr(f(0, X_j, U_j) = y_k, f(1, X_k, U_k) = y_j \mid Z_j = 1, Z_k = 0; \mathcal{O})
 \end{aligned} \tag{3.3}$$

for all (y_j, y_k) . We emphasize that a statement such as (3.3) could usually only be made on a subjective basis, conditional on information concerning the study design and data generating mechanism; it represents a strong assumption requiring no unmeasured confounding. In addition, the causal question of interest, including the role of the variables in the data generating mechanism, must be stated *a priori*; without this knowledge we would not know which exchangeability judgement is relevant for drawing causal inferences. Identity (3.3) could be extended to any finite sequence similar to (3.2). If this property holds under \mathcal{O} , and we additionally assume no interference between units, we would obtain $Z_i \perp\!\!\!\perp f(z, X_i, U_i)$ under \mathcal{O} .

Central to (3.3) for causal considerations is the extent to which group assignment can tell us about the other characteristics of the groups through the *a priori* knowledge on the relationships between the variables. If the statement (3.3) was true, the treatment and reference groups, and the further, similar,

individuals j and k , would be directly comparable, implying that a comparison of the two groups through a suitable summary statistic, for instance

$$\frac{\sum_{i=1}^n z_i y_i}{\sum_{i=1}^n z_i} - \frac{\sum_{i=1}^n (1 - z_i) y_i}{\sum_{i=1}^n (1 - z_i)}$$

would be free from confounding. However, exchangeability of the units of inference implies that the *labels of the units do not carry relevant information* (e.g. Bernardo and Smith, 1994, p. 168), which is now clearly not the case because of how the comparison was constructed: *a priori* we would expect individual j to have lower baseline CD4 than k count based on the treatment assignments.

3.3. Restoring exchangeability through conditioning.

The strong assumption in (3.3) can be weakened using conditioning. In the example above, better comparability of the groups under the observational setting \mathcal{O} can be achieved by stratifying on the baseline CD4 count, if we think that this sufficiently represents the indication to initiate treatment. Let now j and k index treated ($Z_j = 1$) and untreated ($Z_k = 0$) individuals matched on the condition $X_j = X_k = x$. Consequently, for the two individuals with opposite treatment assignments by matched with their baseline CD4 count we could assume

$$\begin{aligned} & \Pr(Y_j = y_j, Y_k = y_k \mid X_j = X_k = x, Z_j = 1, Z_k = 0; \mathcal{O}) & (3.4) \\ & \equiv \Pr(f(1, x, U_j) = y_j, f(0, x, U_k) = y_k \mid X_j = X_k = x, Z_j = 1, Z_k = 0; \mathcal{O}) \\ & = \Pr(f(0, x, U_j) = y_k, f(1, x, U_k) = y_j \mid X_j = X_k = x, Z_j = 1, Z_k = 0; \mathcal{O}). \end{aligned}$$

Similarly to Section 3.1, (3.4) implies that $f(z, X_j, U_j) \mid (X_j = X_k = x, Z_j = 1, Z_k = 0) \stackrel{d}{=} f(z, X_k, U_k) \mid (X_j = X_k = x, Z_j = 1, Z_k = 0)$ under \mathcal{O} , and under no interference between the units further that $Z_i \perp\!\!\!\perp f(z, x, U_i) \mid X_i = x$ under \mathcal{O} . Condition (3.4) can be extended to any finite sequences matched on x , similar to (3.2). Because the same applies also under the experimental setting \mathcal{E} and we assume the distribution of the baseline characteristics (X_i, U_i) is the same in both \mathcal{O} and \mathcal{E} , we also have that $P(Y_i \mid X_i = x, Z_i = z; \mathcal{E}) = P(f(z, x, U_i) \mid X_i = x, Z_i = z; \mathcal{E}) = P(f(z, x, U_i) \mid X_i = x; \mathcal{E}) = P(f(z, x, U_i) \mid X_i = x; \mathcal{O}) = P(f(z, x, U_i) \mid X_i = x, Z_i = z; \mathcal{O}) = P(Y_i \mid X_i = x, Z_i = z; \mathcal{O})$. Following the arguments in Appendix B, the same property would also apply in the IID distribution implied by the infinite exchangeability. The corresponding equivalence

$$P(Y_i \mid X_i, Z_i; \mathcal{E}) = P(Y_i \mid X_i, Z_i; \mathcal{O})$$

is the ‘no confounding’ condition termed *stability* by Dawid and Didelez (2010). Here exchangeability implies stability for the conditional outcome distribution, which is one of the required identifying conditions for inferences on marginal causal contrasts (Section 4.2).

3.4. Connection to posterior predictive inferences

The comparison (3.4) involved two individuals with an opposite treatment assignment, and is the relevant one for causal considerations. For predictive considerations, the general infinite exchangeability is sufficient. This implies for example the partial exchangeability (cf. Bernardo and Smith, 1994, p. 170)

$$\begin{aligned} P(Y_j = y_j, Y_k = y_k \mid X_j = X_k = x, Z_j = Z_k = 1; \mathcal{O}) \\ = P(Y_j = y_k, Y_k = y_j \mid X_j = X_k = x, Z_j = Z_k = 1; \mathcal{O}) \end{aligned} \quad (3.5)$$

within subgroups with the same characteristics. The pairwise exchangeability statement (3.5) extends from observed units $i = 1, \dots, n$ to further similarly matched units j and k , which motivates the use of posterior predictive inferences within the treatment groups. The further conditional exchangeability consideration (3.4) suggest that the predictions can be compared across the treatment groups as

$$\begin{aligned} \sum_x (E[Y_j \mid X_j = x, Z_j = 1, \{O_i : Z_i = 1, X_i = x\}; \mathcal{O}] \\ - E[Y_k \mid X_k = x, Z_k = 0, \{O_i : Z_i = 0, X_i = x\}; \mathcal{O}]) \frac{1}{n} \sum_{i=1}^n \mathbf{1}_{\{X_i=x\}} \\ \approx \sum_x \left(\frac{\sum_{i=1}^n \mathbf{1}_{\{X_i=x\}} z_i y_i}{\sum_{i=1}^n \mathbf{1}_{\{X_i=x\}} z_i} - \frac{\sum_{i=1}^n \mathbf{1}_{\{X_i=x\}} (1 - z_i) y_i}{\sum_{i=1}^n \mathbf{1}_{\{X_i=x\}} (1 - z_i)} \right) \frac{1}{n} \sum_{i=1}^n \mathbf{1}_{\{X_i=x\}}, \end{aligned} \quad (3.6)$$

where the last form follows by approximating the within-stratum posterior predictive means by the sample means (cf. Lindley and Novick, 1981, p. 47). Thus, the above motivates the classical direct standardization formula for the marginal treatment effect (Keiding and Clayton, 2014, also known as the back-door adjustment formula, Pearl, 2009), and makes clear the connection to posterior predictive inferences.

If the strata are too small for the use of direct standardization, however, in Bayesian inference one would instead have to pool the observed data and

connect them to the predictions through parametric probability models. We will formalize this in the following section, but note here that the modeling approach requires the existence of a parameter vectors Φ and Ψ given which $Y_j \perp\!\!\!\perp O_{1:n} \mid (X_i, Z_i, \phi)$ and $X_j \perp\!\!\!\perp X_{1:n} \mid \psi$ under \mathcal{O} , for all $j = n + 1, \dots$. The existence of such parameters is implied by the exchangeability of infinite sequences of random vectors (X_i, Y_i, Z_i) over the unit indices i (see Section 4.1), which always applies if the unit indices contain no relevant information (Gelman et al., 2004, p. 6). Consideration of statements such as (3.4) is then indicative of whether such parameters have a causal interpretation, while the partial exchangeability property such as (3.5) is sufficient for prediction. Given an observed realization $o_{1:n}$, a parametric counterpart to (3.6) can be given as

$$\int_{\phi, \psi} \sum_x (E[Y_j \mid X_j = x, Z_j = 1, \phi; \mathcal{O}] - E[Y_k \mid X_k = x, Z_k = 0, \phi; \mathcal{O}]) \quad (3.7) \\ \times P(X_j = x \mid \psi; \mathcal{O})P(d\phi, d\psi \mid o_{1:n}; \mathcal{O}),$$

which we will motivate more formally in the following section. It is apparent from (3.7) that drawing causal inferences is possible if the stability property of Section 3.3 applies to the pairwise comparisons

$$E[Y_j \mid X_j = x, Z_j = 1, \phi; \mathcal{O}] - E[Y_k \mid X_k = x, Z_k = 0, \phi; \mathcal{O}],$$

with ϕ parametrizing the causal effect of Z_i on Y_i when controlling for X_i , as in this case the inferences would be the same as under the experimental design. However, parametrizing causal effects directly would be reliant on statistical models, whereas the convention in causal inference literature, especially in potential outcome formulations, is to define the causal contrasts of interest first without reference to models. We address model-free definitions of causal contrasts in the present framework in Section 4.1, where parametric models may then be utilized to obtain estimators for such contrasts.

3.5. Connection to other latent variable formulations.

Under the point treatment setting, the infinite extension of criterion (3.4) is equivalent in terms of its implications to other conditions for unconfounded inferences stated in terms of conceptual latent variables representing general confounding. For instance, Definition 1 of Arjas (2012) connects unconfounded inferences to the conditional independence property $Z_i \perp\!\!\!\perp U_i \mid X_i$. This in turn

directly implies that $Z_i \perp\!\!\!\perp f(z, x, U_i) \mid X_i = x$, and further the stability property similarly to Section 3.3.

Although formulations in terms of latent variables need not rely on causal graphs, the absence of unmeasured confounders can be stated equivalently in terms of the d-separation criterion of Pearl (2009, p. 87). The above conditional independence implies the absence of the arrow $U_i \longrightarrow Z_i$, and in a modified (under the null) subgraph of Figure 2, where the arrow $Z_i \longrightarrow Y_i$ has been removed, we have d-separation of Y_i and Z_i given X_i , which implies that X_i is a sufficient set of variables to control for confounding. Alternatively, the conditional independence property $Z_i \perp\!\!\!\perp U_i \mid X_i$ can be read directly from the graph of Figure 2 using for example the moralization criterion of Lauritzen et al. (1989).

3.6. Connection to the potential outcomes notation

Under the structural definition of the outcome, we can take the potential outcomes of individual i to be determined by $Y_i(z) = f(z, X_i, U_i)$ (cf. Pearl, 2009, p. 98), with the observed outcome given by $Y_i = Y_i(Z_i)$ (the latter known as the *consistency* assumption (e.g. Cole and Frangakis, 2009; VanderWeele, 2009a; Pearl, 2010)). As discussed in the previous two sections, the infinite extension of the symmetry property (3.4) implies that $Z_i \perp\!\!\!\perp f(z, x, U_i) \mid X_i = x$ under \mathcal{O} . This is equivalent to the statement

$$Y_i(z) \perp\!\!\!\perp Z_i \mid X_i \tag{3.8}$$

which is in fact the probabilistic ‘conditional exchangeability’ condition as defined by Hernán and Robins (2006, p. 579), or a consequence of the first part of the *strongly ignorable treatment assignment* condition, as defined by Rosenbaum and Rubin (1983, p. 43). We note that making statements about the joint distribution of the potential outcomes (as in strong ignorability) is not necessary for identification of causal contrasts; the weak version involving (3.8) suffices. Although Rubin (1978, p. 41) uses the term exchangeability in the usual Bayesian sense to justify an IID model construction, as far as we know, the connection between the Bayesian notion of exchangeability and the condition stated in terms of potential outcomes has not been made or studied within the framework of Rubin’s causal model (as termed by Holland, 1986). In contrast, this connection is implied in Greenland and Robins (1986), Greenland, Robins and Pearl (1999) and Greenland and Robins (2009).

We note that, under the probabilistic exchangeability condition (3.4), the remaining determinants of the outcome have the same population distribution between the treatment groups. Requiring that these determinants also have the same empirical distribution between the groups being compared would correspond to the *deterministic exchangeability* condition laid out by Greenland and Robins (1986, p. 415). This is unnecessarily strong for unconfounded inferences; it rules out both confounding and imbalance (e.g. the chance imbalances that could arise even under complete randomization). If we could condition on all the determinants of the outcome, the symmetry property could be written as

$$\begin{aligned} & \Pr(Y_j = y_j, Y_k = y_k \mid X_j = X_k = x, U_j = U_k = u, Z_j = 1, Z_k = 0; \mathcal{O}) \\ & \equiv \Pr(f(1, X_j, U_j) = y_j, f(0, X_k, U_k) = y_k \mid X_j = X_k = x, U_j = U_k = u, Z_j = 1, Z_k = 0; \mathcal{O}) \\ & = \Pr(f(0, X_j, U_j) = y_k, f(1, X_k, U_k) = y_j \mid X_j = X_k = x, U_j = U_k = u, Z_j = 1, Z_k = 0; \mathcal{O}) \\ & = \begin{cases} 1, & \text{when } (y_j, y_k) = (f(1, x, u), f(0, x, u)) \\ 0, & \text{when } (y_j, y_k) \neq (f(1, x, u), f(0, x, u)). \end{cases} \end{aligned}$$

Thus, with this conditioning, the outcome is a deterministic function of the treatment assignment, and exchangeability applies trivially. This would be required for identifying individual level causal effects, which is impossible in practice (the ‘fundamental problem of causal inference’ as discussed by Holland, 1986). The probabilistic condition is sufficient for identifying population level effects. In the following section we connect our concept of conditional exchangeability to Bayesian causal inference.

4. Definition and estimation of causal contrasts

4.1. Causal contrasts as posterior predictive expectations

As noted by Greenland (2012), causal inference can alternatively be formulated as a prediction problem or a missing data problem; the potential outcomes notation corresponds to the latter formulation. In the Bayesian framework, a causal contrast of interest may be naturally defined in terms of posterior predictive expectations for further exchangeable individuals under the hypothetical experimental setting already introduced above. We define the causal contrast of interest under the randomized setting as the limit of the posterior predictive difference

$$\lim_{n \rightarrow \infty} E[Y_j \mid Z_j = z_j, o_{1:n}; \mathcal{E}] - \lim_{n \rightarrow \infty} E[Y_k \mid Z_k = z_k, o_{1:n}; \mathcal{E}], \quad (4.1)$$

where $o_{1:n}$ is a hypothetical exchangeable sequence under \mathcal{E} . We may consider such a contrast for arbitrary settings of the treatment indicators z_j and z_k , thus mimicking the classical ‘intervention’ formulation of the causal contrast. Note, however, that no special mathematical definitions or tools, other than those associated with fundamental exchangeability concepts, are required in this definition.

By de Finetti’s representation theorem, the joint distribution of the data may be written

$$\begin{aligned} \Pr(O_{1:n}; \mathcal{E}) &= \int_{\theta} \prod_{i=1}^n P(O_i | \theta; \mathcal{E}) P(d\theta; \mathcal{E}) \\ &= \int_{\phi, \psi} \prod_{i=1}^n [P(Y_i | x_i, z_i, \phi; \mathcal{E}) P(X_i | \psi; \mathcal{E})] P(d\phi, d\psi; \mathcal{E}) \\ &\quad \times \int_{\gamma} \prod_{i=1}^n P(Z_i | \gamma; \mathcal{E}) P(d\gamma; \mathcal{E}), \end{aligned} \quad (4.2)$$

where $\theta = (\phi, \gamma, \psi)$ represents a partition of the joint parameter vector corresponding to the above factorization of the joint parameter-conditional distribution of $D_i \equiv (X_i, Y_i, Z_i)$ in the second line, provided parameter Γ is assumed *a priori* independent of the parameters (Φ, Ψ) (cf. Gelman et al., 2004, p. 354–355). Now for any $j \in \{n+1, \dots\}$ the expectations in (4.1) may be written as

$$\begin{aligned} E[Y_j | z_j, o_{1:n}; \mathcal{E}] &= \int_{y_j, x_j} y_j P(dy_j, dx_j | z_j, o_{1:n}; \mathcal{E}) \\ &= \frac{\int_{y_j, x_j} y_j \int_{\phi, \psi} \prod_{i \in \{1, \dots, n, j\}} [P(dy_i | x_i, z_i, \phi; \mathcal{E}) P(dx_i | \psi; \mathcal{E})] P(d\phi, d\psi; \mathcal{E})}{\int_{y_j, x_j} \int_{\phi, \psi} \prod_{i \in \{1, \dots, n, j\}} [P(dy_i | x_i, z_i, \phi; \mathcal{E}) P(dx_i | \psi; \mathcal{E})] P(d\phi, d\psi; \mathcal{E})} \\ &= \int_{y_j, x_j} y_j \int_{\phi, \psi} P(dy_j | x_j, z_j, \phi; \mathcal{E}) P(dx_j | \psi; \mathcal{E}) P(d\phi, d\psi | o_{1:n}; \mathcal{E}). \end{aligned} \quad (4.3)$$

Here the terms involving parameters Γ cancel out because $Z_i \perp\!\!\!\perp X_i$ under \mathcal{E} (and $\Gamma \perp\!\!\!\perp (\Phi, \Psi)$); note that this would not hold under the observational setting \mathcal{O} .

If we further assume regularity conditions that allow interchanging the order of limit and integration, the limit of the above expectation becomes

$$\begin{aligned} \lim_{n \rightarrow \infty} E[Y_j | z_j, o_{1:n}; \mathcal{E}] &= \int_{x_j} \int_{\phi, \psi} E[Y_j | x_j, z_j, \phi; \mathcal{E}] P(dx_j | \psi; \mathcal{E}) \delta_{\phi_0}(\phi) \delta_{\psi_0}(\psi) d\phi d\psi \\ &= \int_{x_j} E[Y_j | x_j, z_j, \phi_0; \mathcal{E}] P(dx_j | \psi_0; \mathcal{E}), \end{aligned} \quad (4.4)$$

assuming that the posterior distribution converges to a degenerate distribution at the true parameter values (ϕ_0, ψ_0) (cf. van der Vaart, 1998, p. 139). Since, following Bernardo and Smith (1994, p. 173), and as per the definitions in Section 1, we interpret parameters as (unknown) functions of infinite sequences of observables, the form (4.4) motivates definition (4.1) as the causal parameter of interest, as (4.4) does not depend on the prior $P(d\phi, d\psi; \mathcal{E})$.

4.2. Estimation under the observational setting

We now outline the Bayesian predictive view of the standard conditions under which causal inference is typically carried out in the observational setting.

Identification: In order to estimate the causal contrast (4.1) defined under the experimental setting \mathcal{E} based on data collected under the observational setting \mathcal{O} , in (4.3) we have to make the substitutions $P(Y_i | x_i, z_i, \phi; \mathcal{E}) = P(Y_i | x_i, z_i, \phi; \mathcal{O})$ and $P(X_i | \psi; \mathcal{E}) = P(X_i | \psi; \mathcal{O})$; the former corresponds to the stability assumption, which in turn is implied by the infinite extension of the conditional exchangeability property (3.4). The latter can be taken to be true by definition, i.e. the standard population is chosen according to the observed covariate distribution. Under these assumptions, the parameters ϕ and ψ have the **same** interpretation under both settings \mathcal{E} and \mathcal{O} . With a given observed realization $o_{1:n}$, this gives an *estimator* for (4.4) as

$$\int_{x_j} \int_{\phi, \psi} E[Y_j | x_j, z_j, \phi; \mathcal{O}] P(dx_j | \psi; \mathcal{O}) P(d\phi, d\psi | o_{1:n}; \mathcal{O}). \quad (4.5)$$

We may also wish to state an identifiability condition in frequency-based terms. Since (4.5) is taken to be the estimator of the parameter (4.4), it is natural to require consistency, which we have if $\lim_{n \rightarrow \infty} P(d\phi, d\psi | o_{1:n}; \mathcal{O}) = \delta_{\phi_0}(\phi) \delta_{\psi_0}(\psi)$. In other words, the inferences will be *unconfounded* if

$$\int_{x_j} E[Y_j | x_j, z_j, \phi_0; \mathcal{O}] P(dx_j | \psi_0; \mathcal{O}) = \lim_{n \rightarrow \infty} E[Y_j | z_j, o_{1:n}; \mathcal{E}].$$

A causal contrast could be defined alternatively in terms of potential outcome variables as $E[Y_{1i}] - E[Y_{0i}]$. For unconfounded inferences we could then require that

$$\int_{x_i} E[Y_i | x_i, Z_i = z; \mathcal{O}] P(dx_i | \mathcal{O}) = E[Y_{zi}], \quad (4.6)$$

which follows from (3.8) (e.g. Hernán and Robins, 2006, p. 579), and makes no explicit reference to the parametrization of the problem.

Positivity: To ensure that the conditional distributions above are well defined, we need an additional assumption known as *positivity*, that is, absolute continuity of the two measures under \mathcal{E} and \mathcal{O} (cf. Dawid and Didelez, 2010, p. 196), stated as $P(Z_i | x_i, \gamma; \mathcal{E}) \ll P(Z_i | x_i, \gamma; \mathcal{O})$, which is equivalent to

$$\begin{aligned} P(Z_i | x_i, \gamma; \mathcal{O}) = 0 &\Rightarrow P(Z_i | x_i, \gamma; \mathcal{E}) = 0 & (4.7) \\ \Leftrightarrow P(Z_i | x_i, \gamma; \mathcal{E}) \neq 0 &\Rightarrow P(Z_i | x_i, \gamma; \mathcal{O}) \neq 0. \end{aligned}$$

In particular, if the treatment Z_i depends deterministically on the covariates X_i , inference across the observational and experimental settings would not be possible.

Estimation of posterior predictive expectations (4.3) may be carried out using Monte Carlo integration by sampling from the posterior distribution of (Φ, Ψ) . Since the distributions $P(Y_i | x_i, z_i, \phi; \mathcal{O})$ and $P(X_i | \psi; \mathcal{O})$ implied by the representation theorem are unknown, in practice these have to be replaced with statistical models. These do not necessarily have to be parametric (that is, having finite dimensional Φ and Ψ , cf. Bernardo and Smith, 1994, p. 228), for instance, we would usually like to model $P(X_i | \psi; \mathcal{O})$ with the empirical distribution of X_i ; however, in practice the curse of dimensionality limits the use of nonparametric specifications for the outcome model, and dimension-reducing modeling assumptions will become a necessity. When finite dimensional parametrizations are used, model misspecification becomes a potential issue. In particular, one may lose the important property of valid inferences under the null hypothesis of no treatment effect, as will be elaborated in the following section.

5. Longitudinal setting: Exchangeability and sequential randomization

Having established the Bayesian formulation of causal inference in point treatment settings, we now seek to extend this reasoning to the longitudinal case, where confounding structures may be more complex. For simplicity we consider the two time-point case, and contend that the extension to multiple time-points follows straightforwardly. We address in particular the pitfalls of adopting incorrect modelling assumptions when drawing inferences about causal parameters of interest.

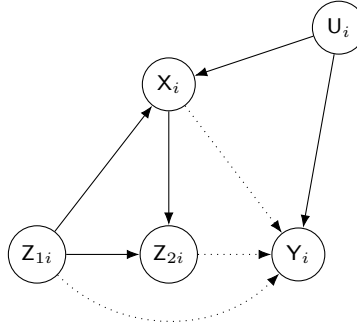


FIG 3. The postulated data generating mechanism under the observational longitudinal setting \mathcal{O} . The dashed arrows are not present under the null hypothesis of no treatment effect in the presence of treatment-confounder feedback. Note that the null hypothesis also holds under an alternative DAG, where the arrow $Z_{1i} \rightarrow X_i$ is omitted, and the dotted arrow $X_i \rightarrow Y_i$ may be present.

Consider now the slightly more complicated setting in the DAG of Figure 3, adapted from Robins and Wasserman (1997), where the design variables Z_{1i} and Z_{2i} represent the treatment assignment to receive a particular dose of AZT medication starting from baseline and from a subsequent re-examination, respectively, for individual i . Further, let X_i represent observed anemia status at the re-examination, and Y_i an HIV viral load outcome, measured at the end of follow-up after sufficient time has passed from the re-examination. Latent variable U_i again represents the underlying immune function of individual i , which is expected to be a determinant of both X_i and Y_i . Here X_i being influenced by earlier treatment introduces treatment-confounder feedback (Robins, Hernán and Brumback, 2000, p. 550), which makes the judgement of exchangeability somewhat more involved. For the causal exchangeability considerations, we take the intermediate variable and outcome to be determined by the structural models $X_i = g(Z_{1i}, U_i)$ and $Y_i = f(Z_{1i}, Z_{2i}, X_i, U_i)$.

The principal source of difficulty is represented by the latent variable U_i . To consider its implications for inference, we first define the causal contrast of interest in terms of a completely randomized counterpart of the setting in Figure 3, depicted in Figure 4. We may now define the causal contrast of interest as

$$\lim_{n \rightarrow \infty} E[Y_j | Z_{1j} = z_{1j}, Z_{2j} = z_{2j}, o_{1:n}; \mathcal{E}] - \lim_{n \rightarrow \infty} E[Y_k | Z_{1k} = z_{1k}, Z_{2k} = z_{2k}, o_{1:n}; \mathcal{E}],$$

where $j \neq k \in \{n+1, \dots\}$. The expectations here can be represented alternatively as

$$\lim_{n \rightarrow \infty} E[Y_i | z_{1i}, z_{2i}, o_{1:n}; \mathcal{E}] = E[Y_i | z_{1i}, z_{2i}, \varphi_0; \mathcal{E}] \quad (5.1)$$

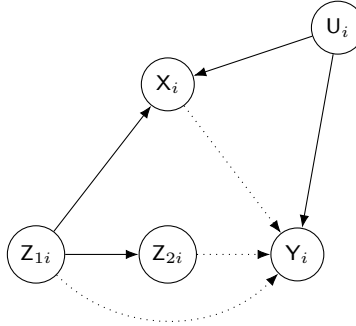


FIG 4. The postulated data generating mechanism under the completely randomized longitudinal setting \mathcal{E} . The dashed arrows are not present under the null hypothesis of no treatment effect in the presence of treatment-confounder feedback. Note that, as in Figure 3, the null hypothesis also holds under an alternative DAG, where the arrow $Z_{1i} \rightarrow X_i$ is omitted, and the dotted arrow $X_i \rightarrow Y_i$ may be present.

or

$$\lim_{n \rightarrow \infty} E[Y_i | z_{1i}, z_{2i}, o_{1:n}; \mathcal{E}] = \int_{x_i} E[Y_i | x_i, z_{1i}, z_{2i}, \phi_0^*; \mathcal{E}] P(dx_i | z_{1i}, \psi_0^*; \mathcal{E}) \quad (5.2)$$

or finally

$$\begin{aligned} \lim_{n \rightarrow \infty} E[Y_i | z_{1i}, z_{2i}, o_{1:n}; \mathcal{E}] & \quad (5.3) \\ &= \int_{x_i, u_i} E[Y_i | x_i, z_{1i}, z_{2i}, u_i, \phi_0^\dagger; \mathcal{E}] P(dx_i | z_{1i}, u_i, \psi_0^\dagger; \mathcal{E}) P(du_i | \eta_0^\dagger; \mathcal{E}). \end{aligned}$$

Note the different parameters φ , (ϕ^*, ψ^*) , and $(\phi^\dagger, \psi^\dagger, \eta^\dagger)$ in the three representations. The full joint representation in (5.3) corresponds to the data generating mechanism, whose parameters are determined by the representation for infinitely exchangeable random vectors $(X_i, Y_i, Z_{1i}, Z_{2i}, U_i)$, whereas the parameters that appear in (5.1) and (5.2) are consequences of this joint model obtained by marginalization.

Similarly to Section 3.2, and for simplicity taking the treatment assignments to be binary, we can consider the comparability of groups selected to have a given treatment assignment configuration. The exchangeability with respect to the intermediate variable X_i can be established as before. For the outcome Y_i , we consider exchangeability separately at the time of each treatment. The groups being compared have the treatment assignments $(Z_{1i} = 1, Z_{2i} = 1)$, $(Z_{1i} = 1, Z_{2i} = 0)$, $(Z_{1i} = 0, Z_{2i} = 1)$, and $(Z_{1i} = 0, Z_{2i} = 0)$. We note that

the parameters φ in the outcome model $P(Y_i | z_{1i}, z_{2i}, \varphi; \mathcal{E})$ corresponding to parametrization (5.1) would not be estimable under the observational setting \mathcal{O} ; this is because, for instance, at the second time point, the outcomes of individuals j and k with opposite treatment assignments would not be exchangeable (those assigned to treatment at the second interval are likely to have better underlying immune function status than those not assigned to treatment, with the second assignment depending on X_i), that is, we do not have that

$$\begin{aligned} & \Pr(Y_j = y_j, Y_k = y_k | \cdot; \mathcal{O}) \\ & \equiv \Pr(f(1, 1, g(1, U_j), U_j) = y_j, f(1, 0, g(1, U_k), U_k) = y_k | \cdot; \mathcal{O}) \\ & = \Pr(f(1, 1, X_j, U_j) = y_j, f(1, 0, X_k, U_k) = y_k | \cdot; \mathcal{O}) \\ & = \Pr(f(1, 0, X_j, U_j) = y_k, f(1, 1, X_k, U_k) = y_j | \cdot; \mathcal{O}), \end{aligned}$$

where $\cdot = \{Z_{1j} = Z_{1k} = 1, Z_{2j} = 1, Z_{2k} = 0\}$.

Instead, adopting parametrization (5.2) and modeling of the conditional distributions $P(Y_i | x_i, z_{1i}, z_{2i}, \phi^*; \mathcal{O})$ and $P(dx_i | z_{1i}, \psi^*; \mathcal{E})$ seems a way to proceed, since based on Figure 3 we have that $Z_{1i} \perp\!\!\!\perp U_i$ and $Z_{2i} \perp\!\!\!\perp U_i | (Z_{1i}, X_i)$ under \mathcal{O} which together imply the sequential randomization condition discussed by e.g. Dawid and Didelez (2010, p. 200), or stability $P(Y_i | X_i, Z_{1i}, Z_{2i}; \mathcal{E}) = P(Y_i | X_i, Z_{1i}, Z_{2i}; \mathcal{O})$ and $P(dx_i | Z_{1i}; \mathcal{E}) = P(dx_i | Z_{1i}; \mathcal{O})$. Stability would be sufficient to ensure non-parametric identification of the marginal causal contrast because

$$\begin{aligned} P(Y_i | z_{1i}, z_{2i}; \mathcal{E}) &= \int_{x_i, u_i} \frac{P(Y_i, dx_i, du_i, Z_{1i} = z_{1i}, Z_{2i} = z_{2i}; \mathcal{E})}{P(Z_{1i} = z_{1i}, Z_{2i} = z_{2i}; \mathcal{E})} \\ &= \int_{x_i, u_i} P(Y_i | x_i, u_i, z_{1i}, z_{2i}; \mathcal{E}) P(dx_i | u_i, z_{1i}; \mathcal{E}) P(du_i | z_{1i}; \mathcal{E}) \\ &= \int_{x_i, u_i} P(Y_i | x_i, u_i, z_{1i}, z_{2i}; \mathcal{E}) P(du_i | x_i, z_{1i}, z_{2i}; \mathcal{E}) P(dx_i | z_{1i}; \mathcal{E}) \\ &= \int_{x_i} \left[\int_{u_i} P(Y_i, du_i | x_i, z_{1i}, z_{2i}; \mathcal{E}) \right] P(dx_i | z_{1i}; \mathcal{E}) \\ &= \int_{x_i} P(Y_i | x_i, z_{1i}, z_{2i}; \mathcal{E}) P(dx_i | z_{1i}; \mathcal{E}) \\ &= \int_{x_i} P(Y_i | x_i, z_{1i}, z_{2i}; \mathcal{O}) P(dx_i | z_{1i}; \mathcal{O}). \end{aligned}$$

However, under the longitudinal setting introducing stratification by X_i does not restore the conditional exchangeability of all the groups being compared. We now have exchangeability between individuals j and k with opposing treatment

assignments at the second time point, that is,

$$\begin{aligned}
 & \Pr(Y_j = y_j, Y_k = y_k \mid \cdot; \mathcal{O}) & (5.4) \\
 & \equiv \Pr(f(1, 1, x, U_j) = y_j, f(1, 0, x, U_k) = y_k \mid \cdot; \mathcal{O}) \\
 & = \Pr(f(1, 0, x, U_j) = y_k, f(1, 1, x, U_k) = y_j \mid \cdot; \mathcal{O}).
 \end{aligned}$$

where $\cdot = \{X_j = X_k = x, Z_{1j} = Z_{1k} = 1, Z_{2j} = 1, Z_{2k} = 0\}$. However, when comparing individuals with opposite treatment assignments at the first time point, the conditional exchangeability condition

$$\begin{aligned}
 & \Pr(Y_j = y_j, Y_k = y_k \mid \cdot; \mathcal{O}) & (5.5) \\
 & \equiv \Pr(f(1, 0, x, U_j) = y_j, f(0, 0, x, U_k) = y_k \mid \cdot; \mathcal{O}) \\
 & = \Pr(f(0, 0, x, U_j) = y_k, f(1, 0, x, U_k) = y_j \mid \cdot; \mathcal{O}),
 \end{aligned}$$

where $\cdot = \{X_j = X_k = x, Z_{1j} = 1, Z_{1k} = 0, Z_{2j} = Z_{2k} = 0\}$, does **not** hold because the prior information we have on the relationships between the variables indicates for example that those without anemia and assigned to treatment at the first interval are likely to have better immune function status than those without anemia and no treatment at the first interval, since initiation of the treatment is in itself a cause of anemia. This would be the case also if the groups being compared had been formed under the completely randomized setting \mathcal{E} , even though then the groups would be exchangeable without the stratification. In the causal inference literature this phenomenon has been called *collider stratification bias* (e.g. Greenland, 2003), *Berkson's bias* or merely *selection bias*; as demonstrated, it can equally well be understood as lack of conditional exchangeability of the groups being compared in terms of their pre-treatment characteristics. Exchangeability does hold matching on the initial treatment assignment Z_{i1} , but this would not allow estimation of the effect of Z_{i1} . The non-exchangeability of the groups not matched with respect to the initial treatment assignment is illustrated in the simulation study presented in the Appendix C.

The lack of conditional exchangeability corresponding to (5.5) implies that the parameters ϕ^* in the conditional probability model $P(Y_i \mid x_i, z_{1i}, z_{2i}, \phi^*; \mathcal{O})$ characterizing the association between Y_i and Z_{2i} would not have a causal interpretation and thus a modeling strategy based on finite-dimensional parametrization (ϕ^*, ψ^*) might not be successful; without an appropriate parametrization of the problem, we may lose the important property of valid inferences under the null hypothesis of no treatment effect, which gives rise to the so-called *null*

paradox (e.g. Robins and Wasserman, 1997, p. 411-412, Vansteelandt, Bekaert and Claeskens, 2012, p. 11; Dawid and Didelez, 2010, p. 224).

The conditional exchangeability condition (5.5) relates to the stronger conditional independence condition $(Z_{1i}, Z_{2i}) \perp\!\!\!\perp U_i \mid X_i$ required for identification of controlled direct effects (e.g. Robins and Greenland, 1992; VanderWeele, 2009b). This does not hold under the setting of Figure 3, but exchangeability could be restored by introducing further conditioning on U_i , which implies that (5.3) would be the correct causal parametrization. However, since U_i is unobserved, use of such parametrization in practice would introduce new identifiability problems. The null-robust reparametrization of the problem, as suggested by Robins and Wasserman (1997, p. 415-416) might be one way to proceed.

Regardless of the issues related to finite-dimensional parametrizations, we note that a connection between conditional exchangeability statements and the stability property is still preserved in the longitudinal setting. As we have noted above, sequential randomization is sufficient for stability, and assuming conditional exchangeability under permutations of both treatment assignments Z_{1i} and Z_{2i} is unnecessarily strong for non-parametric identifiability of the problem. If we assume the infinite extension of exchangeability property (5.4) with respect to permutations Z_{2i} at fixed levels of Z_{1i} , we note that at the second timepoint Z_{1i} has the same role as the observed confounders X_i . We can then use the same arguments as in Section 3.1 and 3.2 to find that $Z_{2i} \perp\!\!\!\perp f(z_1, z_2, x, U_i) \mid (X_i = x, Z_{1i} = z_1)$ under both \mathcal{E} and \mathcal{O} . This corresponds to the second condition of sequential randomization, and can be used to further obtain $P(Y_i = y \mid X_i = x, Z_{i1} = z_1, Z_{i2} = z_2; \mathcal{E}) = P(f(z_1, z_2, x, U_i) = y \mid X_i = x, Z_{i1} = z_1, Z_{i2} = z_2; \mathcal{E}) = P(f(z_1, z_2, x, U_i) = y \mid X_i = x, Z_{i1} = z_1; \mathcal{E})$. Here

$$\begin{aligned} & P(f(z_1, z_2, x, U_i) = y \mid X_i = x, Z_{i1} = z_1; \mathcal{E}) \\ &= \frac{P(f(z_1, z_2, x, U_i) = y, g(z_1, U_i) = x \mid Z_{i1} = z_1; \mathcal{E})}{P(g(z_1, U_i) = x \mid Z_{i1} = z_1; \mathcal{E})}. \end{aligned}$$

Thus, if we have $f(z_1, z_2, g(z_1, U_i), U_i), g(z_1, U_i) \perp\!\!\!\perp Z_{1i}$ (which in turn implies that $g(z_1, U_i) \perp\!\!\!\perp Z_{1i}$), under the usual assumption that the distribution of the baseline characteristics is the same under \mathcal{E} and \mathcal{O} , we can get that $P(f(z_1, z_2, x, U_i) = y \mid X_i = x, Z_{i1} = z_1; \mathcal{E}) = P(f(z_1, z_2, x, U_i) \mid X_i = x, Z_{i1} = z_1; \mathcal{O}) = P(f(z_1, z_2, x, U_i) \mid X_i = x, Z_{i1} = z_1, Z_{i2} = z_2; \mathcal{O}) = P(Y_i \mid X_i = x, Z_{i1} = z_1, Z_{i2} = z_2; \mathcal{O})$, giving the stability property for the outcome distribution. The first sequential randomization condition $Z_{1i} \perp\!\!\!\perp U_i$ would be sufficient for

the required independence, but it can also be obtained from infinite joint exchangeability property for sequences of $f(z_1, z_2, g(z_1, U_i), U_i)$ and $g(z_1, U_i)$ conditional on Z_{1i} . Thus, we contend that while obtaining identifying conditions for causal effects based on conditional exchangeability statements is more cumbersome in the presence of treatment-confounder feedback, it appears to be possible. We also note that the required identifying conditions correspond to $Y_i(z_1, z_2), X_i(z_1) \perp\!\!\!\perp Z_{1i}$ and $Y_i(z_1, z_2) \perp\!\!\!\perp Z_{2i} \mid (Z_{1i}, X_i)$ expressed in terms of potential outcome variables if we take $Y_i(z_1, z_2) = f(z_1, z_2, g(z_1, U_i), U_i)$ and $X_i(z_1) = g(z_1, U_i)$, i.e. that the treatment assignment is independent of future potential outcomes and intermediate variables conditional of observed past (e.g. Chakraborty and Murphy, 2014).

6. Discussion

We have attempted to demonstrate that the Bayesian notion of exchangeability can indeed serve as a causal model, as was originally suggested by Lindley and Novick (1981). That exchangeability can be formulated as an ignorability assumption, and that that marginal causal contrasts can be naturally defined in terms of limits of posterior predictive expectations for further, yet unobserved, exchangeable individuals, has not been appreciated in the causal inference literature. We do not claim that the interpretation of exchangeability as a causal model would have important practical advantages over alternative causal models; the preference for a particular causal model as the notational system is largely a matter of taste and convention. In particular, the identifying conditions required for inferences were equivalent to corresponding conditions stated in terms of potential outcomes. However, the proposed framework links causality more closely to model parameters, and does enable more natural incorporation of causal reasoning into the fully probabilistic Bayesian framework, in the sense that no concepts external to de Finetti's system are necessary.

We demonstrated a connection between conditional exchangeability statements and causal interpretation of parameters in statistical models. However, in the longitudinal setting of Section 5, the connection between the conditional exchangeability properties corresponding to the model components and identifying conditions for marginal causal contrasts defined without reference to statistical models becomes less direct. In particular, in situations where conditioning on intermediate variables opens backdoor paths between treatments and the outcome, component models may not be interpretable, while the marginal causal

effects may still be identifiable. Alternative inference methods exist which can identify the causal contrast under the sequential randomization condition, and with fewer parametric modeling assumptions; consider, for example marginal structural models estimated using inverse probability of treatment weighting (Robins, Hernán and Brumback, 2000; Hernán, Brumback and Robins, 2001). Nonetheless, exchangeability judgements may warn us of a situation where null paradox type model mis-specification issues are likely to arise. Proper understanding of the problem and the possible solutions are especially important given the recent renewed interest in the parametric g -computation formula (e.g. Taubman et al., 2009; Westreich et al., 2012; Keil et al., 2014; Jain et al., 2016; Bijlsma et al., 2017; Neophytou et al., 2019; Shahn et al., 2019). The issues related to finite dimensional parametrizations also motivate further research into semi-parametric Bayesian inference procedures which would allow direct parametrization of marginal causal effects while avoiding specifications of some of the likelihood components (cf. Saarela et al., 2015; Saarela, Belzile and Stephens, 2016).

References

- ARJAS, E. (2012). Causal inference from observational data: a Bayesian predictive approach. In *Causality: Statistical Perspectives and Applications* (C. Berzuini, A. P. Dawid and L. Bernardinelli, eds.) 71–84. Wiley, NY.
- ARJAS, E. and PARNER, J. (2004). Causal reasoning from longitudinal data. *Scandinavian Journal of Statistics* **31** 171–184.
- BAKER, S. G. (2013). Causal inference, probability theory, and graphical insights. *Statistics in Medicine* **32** 4319–4330.
- BERNARDO, J. M. and SMITH, A. F. M. (1994). *Bayesian Theory*. Wiley, Chichester.
- BIJLSMA, M. J., TARKIAINEN, L., MYRSKYLÄ, M. and MARTIKAINEN, P. (2017). Unemployment and subsequent depression: a mediation analysis using the parametric G-formula. *Social Science & Medicine* **194** 142–150.
- BÜHLMANN, P. et al. (2020). Invariance, causality and robustness. *Statistical Science* **35** 404–426.
- CHAKRABORTY, B. and MURPHY, S. A. (2014). Dynamic treatment regimes. *Annual Review of Statistics and its Application* **1** 447–464.
- CHIB, S. (2007). Analysis of treatment response data without the joint distribution of potential outcomes. *Journal of Econometrics* **140** 401–412.

- COLE, S. R. and FRANGAKIS, C. E. (2009). The consistency statement in causal inference: a definition or an assumption? *Epidemiology* **20** 3–5.
- COMMENGES, D. (2019). Causality without potential outcomes and the dynamic approach. *arXiv preprint arXiv:1905.01195*.
- COMMENGES, D. and GÉGOUT-PETIT, A. (2015). The stochastic system approach for estimating dynamic treatments effect. *Lifetime Data Analysis* **21** 561–578.
- DAWID, A. P. (2000). Causal inference without counterfactuals. *Journal of the American Statistical Association* **95** 407–424.
- DAWID, A. P. (2020). Decision-theoretic foundations for statistical causality. *arXiv preprint arXiv:2004.12493*.
- DAWID, A. P. and DIDELEZ, V. (2010). Identifying the consequences of dynamic treatment strategies: a decision-theoretic overview. *Statistical Surveys* **4** 184–231.
- DAWID, A. P., MUSIO, M., FIENBERG, S. E. et al. (2016). From statistical evidence to evidence of causality. *Bayesian Analysis* **11** 725–752.
- DE FINETTI, B. (1974). *Theory of Probability*. Wiley, London.
- FERREIRA, J. A. (2019). Causality from the point of view of classical statistics. *arXiv preprint arXiv:1908.07301*.
- FERREIRA, J. A. et al. (2015). Some models and methods for the analysis of observational data. *Statistics Surveys* **9** 106–208.
- GELMAN, A., CARLIN, J. B., STERN, H. S. and RUBIN, D. B. (2004). *Bayesian Data Analysis, Second Edition*. Chapman & Hall/CRC, Boca Raton, FL.
- GREENLAND, S. (2003). Quantifying biases in causal models: Classical confounding vs collider-stratification bias. *Epidemiology* **14** 300–306.
- GREENLAND, S. (2012). Causal inference as a prediction problem: assumptions, identification and evidence synthesis. In *Causality: Statistical Perspectives and Applications* (C. Berzuini, A. P. Dawid and L. Bernardinelli, eds.) 43–58. Wiley, NY.
- GREENLAND, S. and ROBINS, J. M. (1986). Identifiability, exchangeability, and epidemiological confounding. *International Journal of Epidemiology* **15** 413–419.
- GREENLAND, S., ROBINS, J. M. and PEARL, J. (1999). Confounding and collapsibility in causal inference. *Statistical Science* **14** 29–46.
- GREENLAND, S. and ROBINS, J. M. (2009). Identifiability, exchangeability, and epidemiological confounding revisited. *Epidemiologic Perspectives & Innovations* **6**. doi:10.1186/1742-5573-6-4.

- HERNÁN, M. A., BRUMBACK, B. and ROBINS, J. M. (2001). Marginal structural models to estimate the joint causal effect of nonrandomized treatments. *Journal of the American Statistical Association* **96** 440–448.
- HERNÁN, M. A. and ROBINS, J. M. (2006). Estimating causal effects from epidemiological data. *Journal of Epidemiology & Community Health* **60** 578–586.
- HEWITT, E. and SAVAGE, L. J. (1955). Symmetric measures on Cartesian products. *Transactions of the American Mathematical Society* **80** 470–501.
- HOLLAND, P. W. (1986). Statistics and causal inference. *Journal of the American Statistical Association* **81** 945–960.
- JAIN, P., DANAELI, G., ROBINS, J. M., MANSON, J. E. and HERNÁN, M. A. (2016). Smoking cessation and long-term weight gain in the Framingham Heart Study: an application of the parametric g-formula for a continuous outcome. *European Journal of Epidemiology* **31** 1223–1229.
- KEIDING, N. and CLAYTON, D. (2014). Standardization and control for confounding in observational studies: a historical perspective. *Statistical Science* 529–558.
- KEIL, A. P., EDWARDS, J. K., RICHARDSON, D. R., NAIMI, A. I. and COLE, S. R. (2014). The parametric g-formula for time-to-event data: towards intuition with a worked example. *Epidemiology (Cambridge, Mass.)* **25** 889.
- LAURITZEN, S. L., ANDERSEN, A. H., EDWARDS, D., JÖRESKOG, K. G. and JOHANSEN, S. (1989). Mixed graphical association models [with discussion and rejoinder]. *Scandinavian Journal of Statistics* 273–306.
- LINDLEY, D. V. (2002). Seeing and doing: the concept of causation. *International Statistical Review* **70** 191–214.
- LINDLEY, D. V. and NOVICK, M. R. (1981). The role of exchangeability in inference. *The Annals of Statistics* **9** 45–58.
- MCCULLAGH, P. (2008). Sampling bias and logistic models. *Journal of the Royal Statistical Society, Series B* **70** 643–677.
- NEOPHYTOU, A. M., COSTELLO, S., PICCIOTTO, S., BROWN, D. M., ATTFIELD, M. D., BLAIR, A., LUBIN, J. H., STEWART, P. A., VERMEULEN, R., SILVERMAN, D. T. et al. (2019). Diesel exhaust, respirable dust, and ischemic heart disease: an application of the parametric g-formula. *Epidemiology* **30** 177–185.
- PEARL, J. (2009). *Causality, Second Edition*. Cambridge University Press, Cambridge.

- PEARL, J. (2010). On the consistency rule in causal inference axiom, definition, assumption, or theorem? *Epidemiology* **21** 872–875.
- ROBINS, J. M. and GREENLAND, S. (1992). Identifiability and exchangeability for direct and indirect effects. *Epidemiology* **3** 143–155.
- ROBINS, J. M., HERNÁN, M. A. and BRUMBACK, B. (2000). Marginal structural models and causal inference in epidemiology. *Epidemiology* **11** 550–560.
- ROBINS, J. M. and WASSERMAN, L. (1997). Estimation of effects of sequential treatments by reparameterizing directed acyclic graphs. In *Proceedings of the Thirteenth Conference on Uncertainty in Artificial Intelligence, Providence Rhode Island, August 1-3, 1997* (D. Geiger and P. Shenoy, eds.) 409–420. Morgan Kaufmann, San Francisco.
- ROSENBAUM, P. R. and RUBIN, D. B. (1983). The central role of the propensity score in observational studies for causal effects. *Biometrika* **6** 41–55.
- RØYSLAND, K. (2011). A martingale approach to continuous-time marginal structural models. *Bernoulli* **17** 895–915.
- RUBIN, D. B. (1978). Bayesian inference for causal effects: the role of randomization. *The Annals of Statistics* **6** 34–58.
- SAARELA, O., BELZILE, L. R. and STEPHENS, D. A. (2016). A Bayesian view of doubly robust causal inference. *Biometrika* **103** 667–681.
- SAARELA, O., STEPHENS, D. A., MOODIE, E. E. M. and KLEIN, M. B. (2015). On Bayesian estimation of marginal structural models [with discussion and rejoinder]. *Biometrics* **71** 279–288.
- SHAHN, Z., LI, Y., SUN, Z., MOHAN, A., SAMPAIO, C. and HU, J. (2019). G-Computation and hierarchical models for estimating multiple causal effects from observational disease registries with irregular visits. *AMIA Joint Summits on Translational Science proceedings* **2019** 789–798.
- TAUBMAN, S. L., ROBINS, J. M., MITTLEMAN, M. A. and HERNÁN, M. A. (2009). Intervening on risk factors for coronary heart disease: an application of the parametric g-formula. *International Journal of Epidemiology* **38** 1599–1611.
- VAN DER VAART, A. W. (1998). *Asymptotic Statistics*. Cambridge University Press, New York, NY.
- VANDERWEELE, T. J. (2009a). Concerning the consistency assumption in causal inference. *Epidemiology* **20** 880–883.
- VANDERWEELE, T. J. (2009b). Marginal structural models for the estimation of direct and indirect effects. *Epidemiology* **20** 18–26.
- VANSTEELENDT, S., BEKAERT, M. and CLAESKENS, G. (2012). On model se-

lection and model misspecification in causal inference. *Statistical Methods in Medical Research* **21** 7–30.

WESTREICH, D., COLE, S. R., YOUNG, J. G., PALELLA, F., TIEN, P. C., KINGSLEY, L., GANGEI, S. J. and HERNÁN, M. A. (2012). The parametric g-formula to estimate the effect of highly active antiretroviral therapy on incident AIDS or death. *Statistics in Medicine* **15** 2000–2009.

Appendix A: Bayesian DAGs

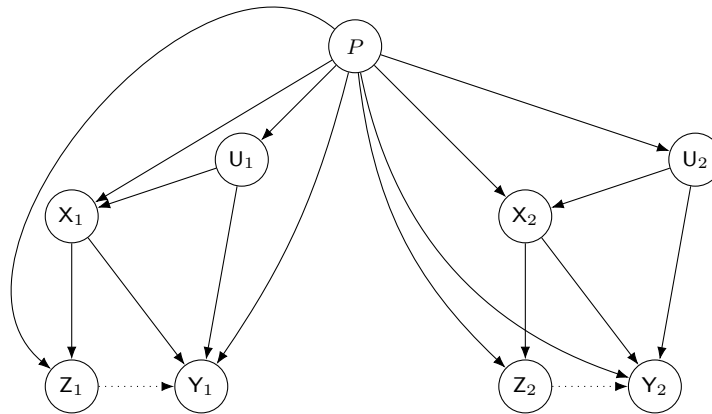


FIG A1. The general Bayesian DAG for $n = 2$; by (1.1) (Y_1, Z_1, X_1, U_1) and (Y_2, Z_2, X_2, U_2) are conditionally independent given P .

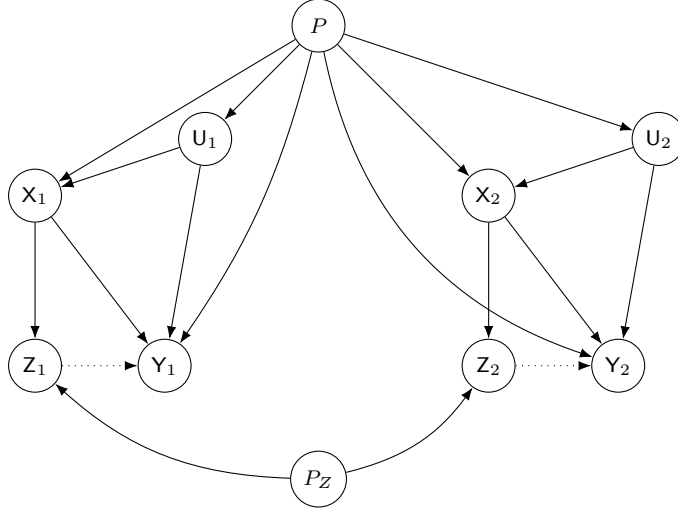


FIG A2. The Bayesian DAG for $n = 2$ under \mathcal{E} ; (Z_1, Z_2) are independent of the other variables, and $Z_1 \perp\!\!\!\perp Z_2$ if P_Z is known.

Appendix B: Likelihood construction for dichotomous outcomes

Suppose that $Y_i \in \{0, 1\}$ is an outcome event indicator or dichotomized continuous or count outcome, and the subsequences of these indicator variables for treated units $Z_i = 1$ and untreated units $Z_i = 0$ are separately infinitely exchangeable (that is, we have partial exchangeability):

$$\begin{aligned} & \Pr \left(\prod_{i:z_i=1}^n (Y_i = y_i), \prod_{i:z_i=0}^n (Y_i = y_i) \middle| \prod_{i=1}^n (Z_i = z_i); \mathcal{E} \right) \\ &= \Pr \left(\prod_{i:z_i=0} (Y_i = y_{\rho_1(i)}), \prod_{i:z_i=0} (Y_i = y_{\rho_0(i)}) \middle| \prod_{i=1}^n (Z_i = z_i); \mathcal{E} \right) \end{aligned}$$

for any permutations ρ_1 and ρ_0 of the subsequences. If in addition we assume that the treated event count and untreated event count are sufficient statistics, by Proposition 4.18 of Bernardo and Smith (1994), for each pair of treated and untreated units we have that

$$\begin{aligned} & \Pr(Y_j = y_j, Y_k = y_k, | Z_j = 1, Z_k = 0; \mathcal{E}) \\ &= \int_{[0,1]^2} \Pr(Y_j = y_j, Y_k = y_k | Z_j = 1, Z_k = 0, \phi_1, \phi_0; \mathcal{E}) dQ(\phi; \mathcal{E}) \\ &= \int_{[0,1]^2} \phi_1^{y_j} (1 - \phi_1)^{1-y_j} \phi_0^{y_k} (1 - \phi_0)^{1-y_k} dQ(\phi; \mathcal{E}) \end{aligned} \quad (6.1)$$

where $\phi = (\phi_0, \phi_1)$,

$$\begin{aligned} Q(\phi; \mathcal{E}) &= \lim_{n \rightarrow \infty} \Pr \left(\frac{\sum_{i=1}^n z_i Y_i}{\sum_{i=1}^n z_i} \leq \phi_1, \frac{\sum_{i=1}^n (1-z_i) Y_i}{\sum_{i=1}^n (1-z_i)} \leq \phi_0 \middle| \bigcap_{i=1}^n (Z_i = z_i) \right) \\ &= \lim_{n \rightarrow \infty} \Pr \left(\frac{\sum_{i=1}^n z_i f(1, X_i, U_i)}{\sum_{i=1}^n z_i} \leq \phi_1, \frac{\sum_{i=1}^n (1-z_i) f(0, X_i, U_i)}{\sum_{i=1}^n (1-z_i)} \leq \phi_0 \middle| \bigcap_{i=1}^n (Z_i = z_i) \right), \end{aligned}$$

and

$$\begin{aligned} \phi_1 &= \lim_{n \rightarrow \infty} \frac{\sum_{i=1}^n z_i Y_i}{\sum_{i=1}^n z_i} = \lim_{n \rightarrow \infty} \frac{\sum_{i=1}^n z_i f(1, X_i, U_i)}{\sum_{i=1}^n z_i} \quad \text{and} \\ \phi_0 &= \lim_{n \rightarrow \infty} \frac{\sum_{i=1}^n (1-z_i) Y_i}{\sum_{i=1}^n (1-z_i)} = \lim_{n \rightarrow \infty} \frac{\sum_{i=1}^n (1-z_i) f(0, X_i, U_i)}{\sum_{i=1}^n (1-z_i)}. \end{aligned}$$

As noted before, for contrasts of the treated and untreated outcome event frequencies such as $\phi_1 - \phi_0$ or ϕ_1/ϕ_0 to have any causal interpretation, we need further assumptions in addition to the partial exchangeability. From the general exchangeability together with (3.1) it follows that

$$\begin{aligned} &\Pr(Y_j = y_j, Y_k = y_k \mid Z_j = 1, Z_k = 0; \mathcal{E}) \\ &= \Pr(Y_j = y_k, Y_k = y_j \mid Z_j = 0, Z_k = 1; \mathcal{E}) \\ &\equiv \Pr(f(1, X_j, U_j) = y_j, f(0, X_j, U_j) = y_k \mid Z_j = 0, Z_k = 1; \mathcal{E}) \\ &= \Pr(f(1, X_j, U_j) = y_j, f(0, X_k, U_k) = y_k \mid Z_j = 0, Z_k = 1; \mathcal{E}), \end{aligned}$$

or that

$$\begin{aligned} &\Pr(f(1, X_j, U_j) = y_j, f(0, X_k, U_k) = y_k \mid Z_j = 1, Z_k = 0; \mathcal{E}) \\ &= \Pr(f(1, X_j, U_j) = y_j, f(0, X_k, U_k) = y_k \mid Z_j = 0, Z_k = 1; \mathcal{E}). \end{aligned}$$

This indicates that under the added conditional exchangeability assumption, the joint distribution of $f(1, X_j, U_j)$ and $f(0, X_k, U_k)$ does not depend on which one of j and k was actually assigned the treatment. More generally, we have that

$$\begin{aligned} &\Pr \left(\bigcap_{i=1}^n (f(z_i, X_i, U_i) = y_i) \middle| \bigcap_{i=1}^n (Z_i = z_i); \mathcal{E} \right) \\ &= \Pr \left(\bigcap_{i=1}^n (f(z_i, X_i, U_i) = y_i) \middle| \bigcap_{i=1}^n (Z_{\rho(i)} = z_i); \mathcal{E} \right). \quad (6.2) \end{aligned}$$

This indicates that the limiting distribution $Q(\phi; \mathcal{E})$ and the limits ϕ_1 and ϕ_0 do not depend on the actual treatment assignment. We also note that from (3.2)

it follows that

$$\begin{aligned} & \Pr \left(\bigcap_{i:z_i=1} (f(1, X_i, U_i) = y_i), \bigcap_{i:z_i=0} (f(0, X_i, U_i) = y_i) \middle| \bigcap_{i=1}^n (Z_i = z_i); \mathcal{E} \right) \\ &= \Pr \left(\bigcap_{i:z_i=1} (f(1, X_i, U_i) = y_{\rho_1(i)}), \bigcap_{i:z_i=0} (f(0, X_i, U_i) = y_{\rho_0(i)}) \middle| \bigcap_{i=1}^n (Z_i = z_i); \mathcal{E} \right) \end{aligned}$$

for any permutations ρ_1 and ρ_0 of the treated and untreated subsequences, meaning that partial exchangeability still applies to the sequences of under treatment random variables $f(1, X_i, U_i)$ and without treatment random variables $f(0, X_i, U_i)$, enabling application of Proposition 4.18 directly to the joint distribution of these. Thus, we conclude that the likelihood is given by

$$\begin{aligned} & \Pr(Y_j = y_j, Y_k = y_k \mid Z_j = 1, Z_k = 0, \phi_1, \phi_0; \mathcal{E}) \\ & \equiv \Pr(f(1, X_j, U_j) = y_j, f(0, X_k, U_k) = y_k \mid Z_j = 1, Z_k = 0, \phi_1, \phi_0; \mathcal{E}) \\ & = \Pr(f(1, X_k, U_k) = y_j, f(0, X_j, U_j) = y_k \mid Z_j = 1, Z_k = 0, \phi_1, \phi_0; \mathcal{E}), \end{aligned}$$

so the symmetry property (3.1) is preserved conditional on the parameters.

Appendix C: Numerical examples

Point treatment setting

We present a small numerical example to illustrate the difference between the data generating mechanism \mathcal{O} in Figure 2 and \mathcal{E} in Figure 1. We simulate from the joint probability distribution $P(Y_i \mid x_i, z_i, u_i)P(Z_i \mid x_i)P(X_i \mid u_i)P(U_i)$ under the null, where we take

$$\begin{aligned} Y_i \mid (x_i, z_i, u_i) &\sim \text{Poisson}(x_i + \exp\{u_i\}) \text{ (no treatment effect),} \\ Z_i \mid x_i &\sim \text{Bernoulli}(\text{expit}(\gamma x_i)) \text{ with } \gamma = -0.25, \\ X_i &\sim \text{Poisson}(\exp\{u_i\}), \\ U_i &\sim N(0, 1). \end{aligned}$$

Data generating mechanism \mathcal{E} is obtained by taking $\gamma = 0$. Treatment and control groups of size 250 were generated by successive draws from the above probability distributions, and quota sampling (cf. McCullagh, 2008, p. 647), taking the first 250 units with $Z_i = 1$ as the treatment group and the first 250 units with $Z_i = 0$ as the control group. The process was repeated 1000 times;

the means and standard deviations for the variables are given in Table 1. This demonstrates that the two groups being compared are exchangeable under the completely randomized setting \mathcal{E} , while under the observational setting \mathcal{O} the groups differ in their characteristics, which will result in a spurious association if comparisons between group specific summary statistics for the outcomes are made without accounting for the group characteristics.

TABLE 1
Simulation from the data generating mechanisms corresponding to Figures 2 ($\gamma = -0.25$) and 1 ($\gamma = 0$). The numbers are means (SDs) over 1000 replications.

γ	Group	X_i	U_i	Y_i
-0.25	$Z_i = 1$	1.056 (1.443)	-0.184 (0.916)	2.294 (2.904)
	$Z_i = 0$	2.066 (2.921)	0.130 (1.035)	4.006 (5.648)
0	$Z_i = 1$	1.644 (2.444)	-0.000 (0.999)	3.291 (4.740)
	$Z_i = 0$	1.660 (2.488)	0.002 (1.002)	3.318 (4.806)

Longitudinal setting

We can illustrate the causal exchangeability considerations under the longitudinal setting through considering the comparability of the groups ($Z_{1i} = 1, Z_{2i} = 1$), ($Z_{1i} = 1, Z_{2i} = 0$), ($Z_{1i} = 0, Z_{2i} = 1$) and ($Z_{1i} = 0, Z_{2i} = 0$). Again using quota sampling, we obtain 500 observations from each from the joint distribution

$$P(Y_i | x_i, z_{1i}, z_{2i}, u_i)P(Z_{2i} | x_i, z_{1i})P(X_i | u_i, z_{1i})P(Z_{1i})P(U_i),$$

where we take

$$\begin{aligned} Y_i | (x_i, z_{1i}, z_{2i}, u_i) &\sim \text{Poisson}(\exp\{u_i\}), \\ Z_{2i} | (x_i, z_{1i}) &\sim \text{Bernoulli}(\text{expit}\{\gamma x_i + z_{1i}\}), \\ X_i | (u_i, z_{1i}) &\sim \text{Bernoulli}(\text{expit}\{-u_i + 2z_{1i}\}), \\ Z_{1i} &\sim \text{Bernoulli}(0.5), \\ U_i &\sim N(0, 1). \end{aligned}$$

Under \mathcal{O} , $\gamma = -1$ and under \mathcal{E} , $\gamma = 0$. The simulation results are given in Table 2. It is apparent that the groups are not comparable under the observational setting, since the distribution of U_i is different in the four groups. In the context of the example, those assigned to treatment at the second interval are more likely to be individuals with better underlying immune function status than those not assigned to treatment, since the second assignment depends on X_i (anemia).

TABLE 2
 Simulation from the data generating mechanisms corresponding to Figures 3 ($\gamma = -1$) and 4 ($\gamma = 0$). The numbers are means (SDs) over 1000 replications.

γ	Group	X_i	U_i	Y_i	
-1	$Z_{1i} = 1, Z_{2i} = 1$	0.788 (0.409)	0.051 (1.011)	1.755 (2.636)	
	$Z_{1i} = 1, Z_{2i} = 0$	0.910 (0.286)	-0.057 (0.982)	1.525 (2.280)	
	$Z_{1i} = 0, Z_{2i} = 1$	0.350 (0.477)	0.125 (0.991)	1.844 (2.687)	
	$Z_{1i} = 0, Z_{2i} = 0$	0.594 (0.491)	-0.079 (0.996)	1.526 (2.340)	
	$Z_{1i} = 1, Z_{2i} = 1, X_i = 1$	1.000 (0.000)	-0.135 (0.950)	1.364 (1.956)	
	$Z_{1i} = 1, Z_{2i} = 0, X_i = 1$	1.000 (0.000)	-0.137 (0.951)	1.358 (1.958)	
	$Z_{1i} = 0, Z_{2i} = 1, X_i = 1$	1.000 (0.000)	-0.412 (0.910)	1.000 (1.499)	
	$Z_{1i} = 0, Z_{2i} = 0, X_i = 1$	1.000 (0.000)	-0.413 (0.909)	1.003 (1.502)	
	$Z_{1i} = 1, Z_{2i} = 1, X_i = 0$	0.000 (0.000)	0.744 (0.925)	3.207 (4.020)	
	$Z_{1i} = 1, Z_{2i} = 0, X_i = 0$	0.000 (0.000)	0.743 (0.925)	3.206 (4.002)	
	$Z_{1i} = 0, Z_{2i} = 1, X_i = 0$	0.000 (0.000)	0.413 (0.910)	2.297 (3.050)	
	$Z_{1i} = 0, Z_{2i} = 0, X_i = 0$	0.000 (0.000)	0.412 (0.911)	2.296 (3.045)	
	0	$Z_{1i} = 1, Z_{2i} = 1$	0.844 (0.362)	0.002 (1.000)	1.650 (2.483)
		$Z_{1i} = 1, Z_{2i} = 0$	0.844 (0.362)	0.002 (0.998)	1.651 (2.479)
		$Z_{1i} = 0, Z_{2i} = 1$	0.501 (0.500)	0.001 (0.999)	1.650 (2.494)
		$Z_{1i} = 0, Z_{2i} = 0$	0.501 (0.500)	-0.002 (0.999)	1.646 (2.478)
$Z_{1i} = 1, Z_{2i} = 1, X_i = 1$		1.000 (0.000)	-0.137 (0.952)	1.361 (1.963)	
$Z_{1i} = 1, Z_{2i} = 0, X_i = 1$		1.000 (0.000)	-0.136 (0.950)	1.361 (1.948)	
$Z_{1i} = 0, Z_{2i} = 1, X_i = 1$		1.000 (0.000)	-0.413 (0.909)	0.999 (1.500)	
$Z_{1i} = 0, Z_{2i} = 0, X_i = 1$		1.000 (0.000)	-0.413 (0.910)	1.003 (1.509)	
$Z_{1i} = 1, Z_{2i} = 1, X_i = 0$		0.000 (0.000)	0.744 (0.925)	3.207 (4.020)	
$Z_{1i} = 1, Z_{2i} = 0, X_i = 0$		0.000 (0.000)	0.743 (0.925)	3.206 (4.002)	
$Z_{1i} = 0, Z_{2i} = 1, X_i = 0$		0.000 (0.000)	0.413 (0.910)	2.297 (3.050)	
$Z_{1i} = 0, Z_{2i} = 0, X_i = 0$		0.000 (0.000)	0.412 (0.911)	2.296 (3.045)	

Stratifying the groups w.r.t. X_i does not result in comparable groups either because, for instance, those without anemia and assigned to treatment at the first interval are likely to have better immune function status than those without anemia and no treatment at the first interval, since initiation of the treatment is in itself a cause of anemia. However, stability holds, as can be seen by comparing the distributions of X_i and Y_i under \mathcal{O} and \mathcal{E} .