

Phase transitions and scaling in the classical N -vector model with quenched disorder

Sudip Mukherjee*

Barasat Government College, 10, KNC Road, Gupta Colony,
Barasat, Kolkata 700124, West Bengal, India and

Condensed Matter Physics Division, Saha Institute of Nuclear Physics, Calcutta 700064, West Bengal, India

Abhik Basu†

Condensed Matter Physics Division, Saha Institute of Nuclear Physics, Calcutta 700064, West Bengal, India

Random quenched disorder can affect the macroscopic universal scaling properties of pure models. We revisit this issue here and investigate whether and how change in symmetry of the disorder distribution can be relevant. In order to address this systematically, we study the classical N -vector model in random quenched disorder. We calculate the critical exponents and the dynamic exponent by using a dynamic perturbation theory on the nonconserved relaxational dynamics of the model near the critical point with rotationally invariant short range disordered distribution. We demonstrate the surprising thresholdless instability of the associated universality class due to perturbations from rotational invariance breaking quenched disorder distribution. We speculate that this implies a novel first order transition in the system, induced by a symmetry-breaking disorder distribution.

PACS numbers:

I. INTRODUCTION

The large-scale, macroscopic effects of disorder in statistical models and condensed matter systems have been the subject of study for a long time now. Very generally, depending upon time-scales, there can be two kinds of structural disorders that can exist in a system, namely, annealed and quenched disorders. In a system with annealed disorder the impurities can diffuse freely in it, eventually reaching the states with equilibrium distributions. In contrast, for a system with a quenched disorder the impurities are fixed in particular positions and do not evolve in time. As a result, the disorder distribution does not reach thermodynamic equilibrium, or does not “thermalise”. Studies on the effects of random quenched disorder on pure systems, e.g., the $O(N)$ model [1–3] and self-avoiding walks on random lattices [4–7] illustrate the modifications in the critical behaviour brought about by the quenched impurities. Whether or not quenched disorder changes the universal scaling properties of the pure system is given by the heuristic arguments of the well-known *Harris criterion* [8]. Perturbative renormalisation group (RG) calculations on $O(N)$ symmetric models yield that the universal scaling properties do not depend upon the amplitude of the variance. For instance for short-ranged disorder, the scaling exponents, even when they are affected by the disorder, do not generally depend upon the strength of the disorder [9].

In this article, we study the effects of random quenched disorder on the statistical mechanics and dy-

namics of a simple model that exhibits second order phase transitions without any disorder. In particular, we focus on the quenched disordered classical $O(N)$ spin model with cubic anisotropy in the vicinity of a second order phase transition and investigate the effects of a rotational symmetry breaking disorder distribution on the model. We concentrate on the *random critical temperature* disorder which arises due to the presence of a small amount of impurities or random bonding and which, in the event of a second order transition, can cause a variation in the critical transition temperature T_c locally [9]. We first construct a Landau mean-field theory to study the generic phase transitions in the model, and look at the role of the symmetry-breaking disorder distribution in these transitions. We then systematically set up a renormalised dynamic perturbation theory to study the time-dependent correlation functions near the critical point. We then calculate the renormalisation group (RG) fixed point in the absence of any symmetry breaking perturbation and extract the corresponding critical scaling exponents by employing a one-loop perturbation theory, or equivalently, at the linear order in $\epsilon \equiv 4 - d$, where d is the dimensionality of the space. In the absence of a symmetry-breaking disorder distribution, i.e., when the disorder distribution has rotational invariance, we find that the dynamic exponent $z = 2 + \mathcal{O}(\epsilon)$, making it larger than its value in the corresponding pure model where $z = 2 + \mathcal{O}(\epsilon^2)$ [15]. Thus disorder makes the dynamics slower near critical point. We then proceed to show that the symmetry-breaking terms in the disorder distribution are *relevant* perturbations on the fixed point, making the universality class of the model with rotationally invariant disorder distribution unobservable. This instability is found to be *thresholdless*, i.e., any amplitude of the perturbation, however small, distabilises the fixed point with the RG flow lines running off to infin-

*Electronic address: sudip.bat@gmail.com, sudip.mukherjee@saha.ac.in

†Electronic address: abhik.123@gmail.com, abhik.basu@saha.ac.in

ity, without the appearance of any new stable fixed point. We then construct a mean-field argument to suggest that this implies a first order phase transition.

The remainder of this article is organized as follows. In Sec. II we specify the relaxational equation of motion and the associated disorder distribution. Next in Sec. III, we construct a Landau mean-field theory. Then in Sec. IV, we set up a dynamic renormalisation group analysis of the model to extract the universal scaling near the critical point. We show that a symmetry breaking disorder distribution distabilises this stable fixed point for any nonzero amplitude of the symmetry breaking distribution. We then construct a mean-field argument in Sec. IV C that in the presence of a symmetry breaking disorder distribution, In Sec. V we discuss and summarise our results. We provide some technical details in Appendix for interested readers.

II. MODEL

We start from the quenched disordered version of the well-known classical N -vector model with cubic anisotropy [10]. The Ginzburg-Landau free energy $\mathcal{F} = \int d^d x f$, where the free energy density f is given by [11]

$$f = \sum_{i=1}^N \left[\frac{1}{2} \{ r_i(\mathbf{x}) \phi_i^2 + (\nabla \phi_i)^2 \} + u(\phi_i^2)^2 + v \phi_i^4 \right], \quad (1)$$

where ϕ_i is the N -component ($i = 1, \dots, N$) field. Further, $u > 0$ and $v > 0$ are the bare nonlinear coupling constants in the model. The cubic anisotropic terms represent the breaking of the $O(N)$ symmetry by the underlying crystal lattice, in particular, when in the ordered phase the magnetisation prefers either one of the diagonals or the edges of a hypercubic lattice [10]. In order to expand the scope of our study, we allow the quenched disorder to couple with the order parameter field ϕ_i in generic non-rotationally invariant way. We model this by considering the disorder as a sum of two parts - one part $\psi(\mathbf{x})$ that couples with $\phi_i^2(\mathbf{x})$ in a *rotationally invariant* way, where as the other part $\delta r_i(\mathbf{x})$ depends on the index i and thus it breaks the microscopic rotational invariance in the order parameter space, that is broken also by the $v \phi_i^4$ -term in (1). Thus, we set $r_i(\mathbf{x}) = r_0 + \psi(\mathbf{x}) + \delta r_i(\mathbf{x})$, $r_0 = (T - T_c)/T_c$ with T and T_c being the temperature and the mean-field critical temperature, respectively. Stochastic function $r_i(\mathbf{x})$ represents the coupling of the field ϕ_i with the disorder, such that $T_c^L = T_c - \psi(x) - \delta r_i(\mathbf{x})$ is the local *fluctuating* critical temperature for ϕ_i . For $v = 0$ and for all $\delta r_i(\mathbf{x}) = 0$, the microscopic rotational invariance in the order parameter space is restored and we get back the usual $O(N)$ model with quenched disorder. On the other hand, if all $r_i = 0$ and $v \neq 0$, it reduces to the well-known pure cubic anisotropic model [10].

In order to completely specifying the model, we now specify the disorder distribution. We assume $\psi(\mathbf{x})$ and

$\delta r_i(\mathbf{x})$ to be Gaussian-distributed with zero-mean and variances

$$\begin{aligned} \langle \psi(\mathbf{x}) \psi(0) \rangle &= 2D \delta^d(\mathbf{x}), \\ \langle \delta r_i(\mathbf{x}) \delta r_i(0) \rangle &= 2\hat{D} \delta^d(\mathbf{x}). \end{aligned} \quad (2)$$

Thus the quenched disorder is *short-ranged*. Disorder distribution (2) is a variant of what was used in Ref. [12]. If $\hat{D} = 0$, the above distribution reduces to those used in ([9, 11]). The form of the variances in (2) ensures that both D and \hat{D} are equally *relevant* in a scaling sense. Lastly, it is clear that *both* $v > 0$ and $\hat{D} > 0$ imply that the rotational invariance in the order parameter space is manifestly broken.

III. MEAN-FIELD THEORY

It is instructive to first consider a Landau mean-field like description for this disordered system. We start from the free energy (1). The corresponding partition function

$$Z = \int \mathcal{D}\phi_i \exp[-\beta F]. \quad (3)$$

In order to systematically investigate the properties of systems with quenched disorder it is required to average the free energy over the disorder distribution. This can be conveniently done using the replica method [13] resulting in an effective free energy functional \mathcal{F}_{eff} consisting of M replications of the original order parameter fields. The average free energy is then obtained from this \mathcal{F}_{eff} in the limit of $M \rightarrow 0$. Then the free energy averaged over the disorder distribution can be written as

$$\begin{aligned} F &\equiv -\langle \ln Z \rangle = \lim_{m \rightarrow 0} \left[\frac{\langle Z^m \rangle - 1}{m} \right]_{avg} \\ &= \lim_{m \rightarrow 0} \left\langle \left[\frac{\prod_{\alpha=1}^M \prod_{i=1}^N \mathcal{D}\{\phi_i^\alpha\} \exp[-\beta \mathcal{F}(\phi_i^\alpha)] - 1}{m} \right] \right\rangle. \end{aligned} \quad (4)$$

Here, angular brackets $\langle \dots \rangle$ represents averages over disorder distributions, $\alpha = 1, 2, \dots, M$ are the replica indices and $\{\phi_i^\alpha\}$ represents M replications of the order parameters ϕ_i . Here, suffix *avg* refers to averaging over the disorder distribution. The effective free energy functional is then defined by

$$\exp[-\beta \mathcal{F}_{eff}] = \left\langle \prod_{\alpha} \mathcal{D}\phi_i^\alpha \exp[-\beta \mathcal{F}(\phi_i^\alpha)] \right\rangle_{avg}. \quad (5)$$

The corresponding M -replicated disorder averaged partition function is given by

$$\begin{aligned}
\langle Z^M \rangle &= \prod_{\alpha=1}^M \prod_{i=1}^N \int \mathcal{D}\phi_{i\alpha} \exp \left[-\beta \int d^d x f_{rep} + \beta \int d^d x d^d x' f_{dis-rep} \right], \\
f_{rep} &= \frac{1}{2} \sum_{i=1}^N \sum_{\alpha=1}^M [r_0 \phi_{i\alpha}^2 + (\nabla \phi_{i\alpha})^2] + u \sum_{\alpha=1}^M \left(\sum_{i=1}^N \phi_{i\alpha}^2 \right)^2 + v \sum_{i=1}^N \sum_{\alpha=1}^M \phi_{i\alpha}^4, \\
f_{dis-rep} &= \sum_{i,j=1}^N \sum_{\alpha,\beta=1}^M \phi_{i\alpha}(\mathbf{x})^2 D \phi_{j\beta}(\mathbf{x}')^2 + \sum_{i=1}^N \sum_{\alpha,\beta=1}^M \phi_{i\alpha}(\mathbf{x})^2 \hat{D} \phi_{i\beta}(\mathbf{x}')^2.
\end{aligned} \tag{6}$$

With $\hat{D} = 0$, the above disorder-averaged free energy unsurprisingly reduces to that given in Ref. [11].

In a mean-field description, $\phi_i(\mathbf{x})$ is spatially constant. We assume below T_c ($r_0 < 0$) $\phi_1 = m \neq 0$ orders; all other ϕ_i , $i = 2, \dots, N$ vanish. In this mean-field approximation,

$$f_{avg} = M \left[\frac{r_0}{2} m^2 + u m^4 + v m^4 \right], \tag{7}$$

$$f_{dis-avg} = \frac{M(M+1)}{2} \left[D m^4 + \hat{D} m^4 \right]. \tag{8}$$

Now using the standard result $Lt_{M \rightarrow 0} \frac{Z^M - 1}{M} = \ln Z$, we for the Landau mean field energy f_L

$$f_L = \frac{r_0}{2} m^2 + \tilde{u} m^4, \tag{9}$$

where, $\tilde{u} = u + v - (D + \hat{D})/2$. Thus, \tilde{u} can be positive, negative or zero. Following the standard argument [10], we find that (9) implies a second order transition at $T = T_c$, that is identical to the pure mean-field Ising universality class for $\tilde{u} > 0$. This holds for small D and \hat{D} . If $\tilde{u} < 0$, f_L is unbounded from below and hence thermodynamically unstable. To stabilise, as is usual, we add a $u_6 m^6$ term in (9) [10]: $f_L = \frac{r_0}{2} m^2 - |\tilde{u}| m^4 + u_6 m^6$. This gives a first order transition at $T^* = T_c + \frac{\tilde{u}^2}{16u_6}$ [10] and a tricritical point at $\tilde{u} = 0$. Thus, within this simple mean-field theory, by tuning \hat{D} and with u, v, D fixed, i.e., by tuning the degree of rotational symmetry breaking in the disorder distribution, the phase transition can be changed from a second order to a first order transition through a tricritical point. Of course, these predictions may not hold, as we know that in general fluctuations could be important below the upper critical dimension, changing the universal properties near the critical point. Fluctuations can also change a mean-field second order transition to a first order one [14]. To study this, we need to systematically account for the fluctuations that we set out to do below.

IV. UNIVERSAL DYNAMICAL SCALING NEAR SECOND ORDER TRANSITION

We note that for sufficiently small D, \hat{D} , the mean-field theory above predicts a second order transition at

$r_0 = 0$. We are interested in the time-dependent statistical mechanics of the spins $\phi(\mathbf{x}, t)$, for which we must start from an appropriate dynamical equation of motion. For simplicity, we focus on the non-conserved relaxational dynamics of the spins $\phi(\mathbf{x}, t)$, and in the absence of any other hydrodynamic degree of freedom, we construct the Model A (in the language of Ref. [15]) equation of motion for $\phi(\mathbf{x}, t)$:

$$\frac{\partial \phi_i}{\partial t} = -\Gamma \frac{\delta \mathcal{F}}{\delta \phi_i} + \eta_i, \tag{10}$$

where $\Gamma > 0$ is the kinetic coefficient and η_i is a thermal noise that is assumed to be Gaussian-distributed with zero mean. Since the system is in equilibrium, the variance of η_i can be fixed by using the Fluctuation-Dissipation Theorem (FDT) [10]. We find

$$\langle \eta_i(\mathbf{x}, t) \eta_j(0, 0) \rangle = 2\Gamma T \delta_{ij} \delta^d(\mathbf{x}) \delta(t), \tag{11}$$

where we have set the Boltzmann constant $k_B = 1$. By using (1), the explicit form of (10) becomes

$$\frac{1}{\Gamma} \frac{\partial \phi_i}{\partial t} = -[r_i(\mathbf{x}) \phi_i - \nabla^2 \phi_i + 4u \sum_j \phi_i \phi_j^2 + 4v \phi_i^3] + \frac{\eta_i}{\Gamma}, \tag{12}$$

$i, j = 1, \dots, N$. Equation (12) together with the disorder distribution variance (2) fully specify the dynamical model.

A. Second order transition: Universal critical exponents

Classical N -vector model with free energy (1) without any quenched disorder undergo a second order phase transition at the critical temperature, which in a mean-field description is at $T = T_c$ or $r_0 = 0$. The model exhibit universal scaling for the thermodynamic quantities and the equal-time correlation function of the spin fluctuations at the vicinity of the critical point. The critical exponents have been evaluated within perturbative dynamic RG framework [10]. Further, near the critical point the time-dependent spin response function and spin correlation function display universal dynamical scaling

as well [15]. Short-ranged quenched disorder is known to affect the universal scaling of the thermodynamic quantities and equal-time correlation functions [5, 9], consistent with the Harris criteria [8] for the present model.

We take the dynamical route to study the effects of short-ranged quenched disorder on the dynamic universality of the classical N -vector model near its critical point. This allows us to find whether or not quenched disorder affects the dynamic scaling exponent of the pure (i.e., without any quenched disorder) model. It may be noted that this dynamic approach no longer necessitates introduction of the replica method to calculate the universal critical exponents. In addition, this method directly gives the dynamic exponent z .

$$\mathcal{S} = \int d^d x dt \left[(\hat{\phi}(\mathbf{x}, t))^2 \frac{T}{\Gamma} + \hat{\phi}_i \left\{ \frac{\partial_t \phi_i}{\Gamma} + r_0 \phi_i - \nabla^2 \phi_i + 4v \phi_i^3 + 4u \phi_i \phi_m^2 \right\} \right] - \int d^d x dt_1 dt_2 \left[\phi_i(\mathbf{x}, t_1) \hat{\phi}_i(\mathbf{x}, t_1) D \phi_j(\mathbf{x}, t_2) \hat{\phi}_j(\mathbf{x}, t_2) + \phi_i(\mathbf{x}, t_1) \hat{\phi}_i(\mathbf{x}, t_1) \hat{D} \phi_i(\mathbf{x}, t_2) \hat{\phi}_i(\mathbf{x}, t_2) \right], \quad (14)$$

with $i, j, m = 1, \dots, N$. Here, $\hat{\phi}_i(\mathbf{x}, t)$ is the dynamic conjugate field of $\phi_i(\mathbf{x}, t)$ [16]. Clearly, the disorder term \hat{D} violates the rotational invariance of \mathcal{S} , so does the v -term in (14). The presence of the anharmonic terms (i.e., the u -, v -, D -, \hat{D} -terms in (14)) precludes any exact enumeration of the correlation function. This necessitates a perturbative approach. It turns out that naïve perturbative theory actually produces diverging corrections to the model parameters in (14). This calls for a systematic dynamic RG analysis.

The momentum shell dynamic RG procedure is well-documented in the literature [15, 17]. We nevertheless give below a brief outline of it for the convenience of the reader. It consists of tracing over the short wavelength Fourier modes of $\phi_i(\mathbf{x}, t)$ and $\hat{\phi}_i(\mathbf{x}, t)$, followed by a rescaling of lengths and time. More precisely, we follow the standard approach of initially restricting wavevectors to lie in a D -dimensional Brillouin zone: $|\mathbf{q}| < \Lambda$, where Λ is an ultra-violet cutoff, presumably of order the inverse of the lattice spacing a , although its precise value has no effect on our results. The fields $\hat{\phi}_i(\mathbf{x}, t)$ and $\phi_i(\mathbf{x}, t)$ are separated into high and low wave vector parts $\phi_i(\mathbf{x}, t) = \phi_i^>(\mathbf{x}, t) + \phi_i^<(\mathbf{x}, t)$ and $\hat{\phi}_i(\mathbf{x}, t) = \hat{\phi}_i^>(\mathbf{x}, t) + \hat{\phi}_i^<(\mathbf{x}, t)$, where $\phi_i^>(\mathbf{x}, t)$ and $\hat{\phi}_i^>(\mathbf{x}, t)$ have support in the large wave vector (short wavelength) range $\Lambda e^{-\delta\ell} < |\mathbf{q}| < \Lambda$, while $\phi_i^<(\mathbf{x}, t)$ and $\hat{\phi}_i^<(\mathbf{x}, t)$ have support in the small wave vector (long wavelength) range $|\mathbf{q}| < e^{-\delta\ell} \Lambda$; here, $\delta\ell \ll 1$, $b \equiv \exp(\delta\ell) \approx 1 + \delta\ell$. We then integrate out $\phi_i^>(\mathbf{x}, t)$ and $\hat{\phi}_i^>(\mathbf{x}, t)$. This integration is done perturbatively in the anharmonic couplings in (14); as usual, this perturbation theory can be represented by Feynmann graphs, with the order of perturba-

B. Dynamic RG analysis

It is convenient to express (12) as the generating functional of the correlation functions and then average over the disorder distribution. The resulting disorder averaged generating functional has the form

$$\mathcal{Z} = \int \mathcal{D}\phi_i \mathcal{D}\hat{\phi}_i \exp(-\mathcal{S}), \quad (13)$$

where the action functional \mathcal{S} reads

tion theory reflected by the number of loops in the graphs we consider. After this perturbative step, we rescale lengths, with $\mathbf{x} = \mathbf{x}' e^{\delta\ell}$, so as to restore the UV cutoff back to Λ . This is then followed by rescaling the long wave length part of the fields; see Appendix. The Feynman graphs (or vertices) representing the anharmonic couplings $4u \hat{\phi}_i \phi_i \phi_j^2$, $4v \hat{\phi}_i \phi_i^3$, $\hat{\phi}_i \phi_i D \hat{\phi}_j \phi_j$, $\hat{\phi}_i \phi_i \hat{D} \hat{\phi}_i \hat{\phi}_i$ are shown in Fig. 1.

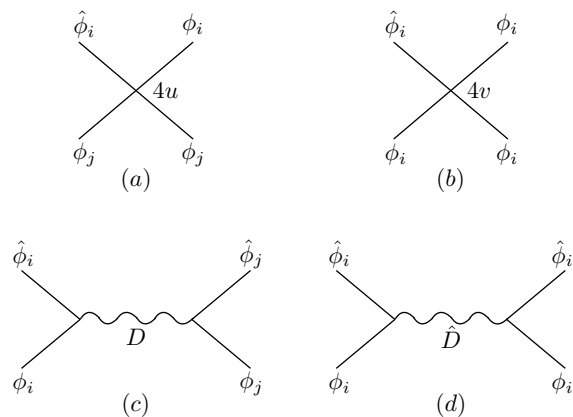


FIG. 1: Vertices for the Feynman diagrams: (i) $4u \hat{\phi}_i \phi_i^2$, (ii) $4v \hat{\phi}_i \phi_i^3$, (iii) $\hat{\phi}_i \phi_i D \hat{\phi}_j \phi_j$, (iv) $\hat{\phi}_i \phi_i \hat{D} \hat{\phi}_i \hat{\phi}_i$.

The bare propagator and the correlation function in

the Fourier space are

$$\langle \hat{\phi}_i(-\mathbf{k}, -\omega) \phi_j(\mathbf{k}, \omega) \rangle = \frac{\delta_{ij}}{-i\omega + r_0 + k^2}, \quad (15)$$

$$\langle \phi_i(\mathbf{k}, \omega) \phi_j(-\mathbf{k}, -\omega) \rangle = \frac{\delta_{ij} \frac{2T}{\Gamma}}{\omega^2 + (r_0 + k^2)^2}, \quad (16)$$

where \mathbf{k} is a Fourier wavevector and ω is a frequency.

We restrict ourselves here to a one-loop approximation. At this order the propagator receives four fluctuation corrections, originating from nonzero u , v , D and \hat{D} respectively; the relevant Feynman diagrams are given in Fig. 2.

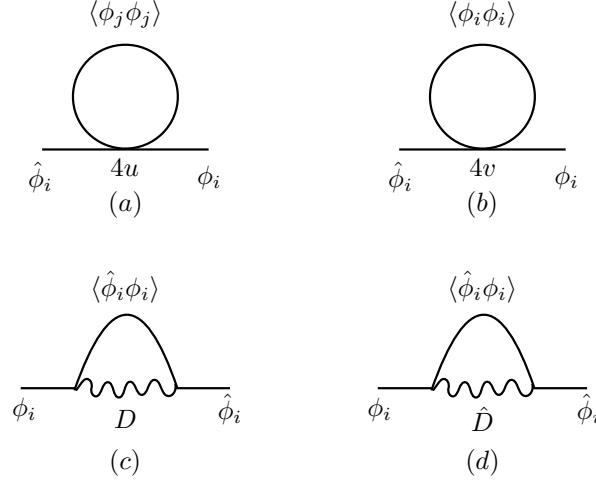


FIG. 2: Feynman diagrams for the propagator

Evaluation of the diagrams allow us to extract the following corrected model parameters:

$$r_0^< = r_0 - [u\{12 + 4(N-1)\} + 12v] \int \frac{d^d q}{(2\pi)^d} \frac{1}{r_0 + q^2} + 2(D + \hat{D}) \int \frac{d^d q}{(2\pi)^d} \frac{1}{r_0 + q^2}, \quad (17)$$

$$\left(\frac{1}{\Gamma}\right)^< = \frac{1}{\Gamma} + 2\frac{D + \hat{D}}{\Gamma} \int \frac{d^d q}{(2\pi)^d} \frac{1}{(r_0 + q^2)^2}. \quad (18)$$

Likewise, u , v , D and \hat{D} are each renormalised at the one-loop order by the Feynman diagrams as shown in

Fig. 3, Fig. 4, Fig. 5 and Fig. 6, respectively, below.

The fluctuation corrected u is given by

$$u^< = u - u^2 [36 + 4(N-1)] \int_{\Lambda/b}^{\Lambda} \frac{d^d q}{(2\pi)^d} \frac{1}{(r_0 + q^2)^2} - 24uv \int_{\Lambda/b}^{\Lambda} \frac{d^d q}{(2\pi)^d} \frac{1}{(r_0 + q^2)^2} + u(12D + 4\hat{D}) \int_{\Lambda/b}^{\Lambda} \frac{d^d q}{(2\pi)^d} \frac{1}{(r_0 + q^2)^2}. \quad (19)$$

The fluctuation corrected v is given by

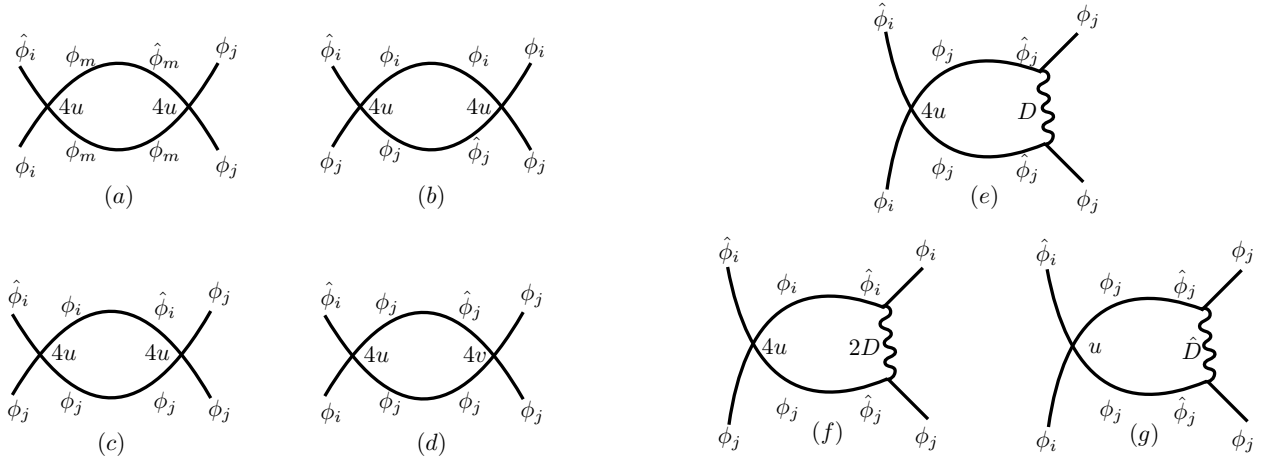


FIG. 3: One-loop Feynman diagrams for fluctuation corrections of u .

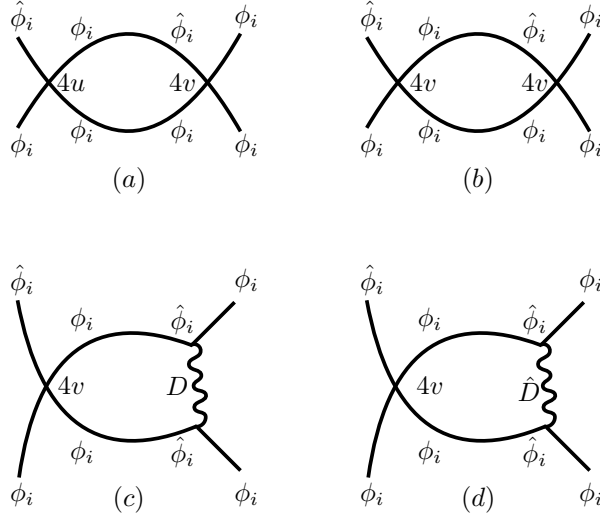
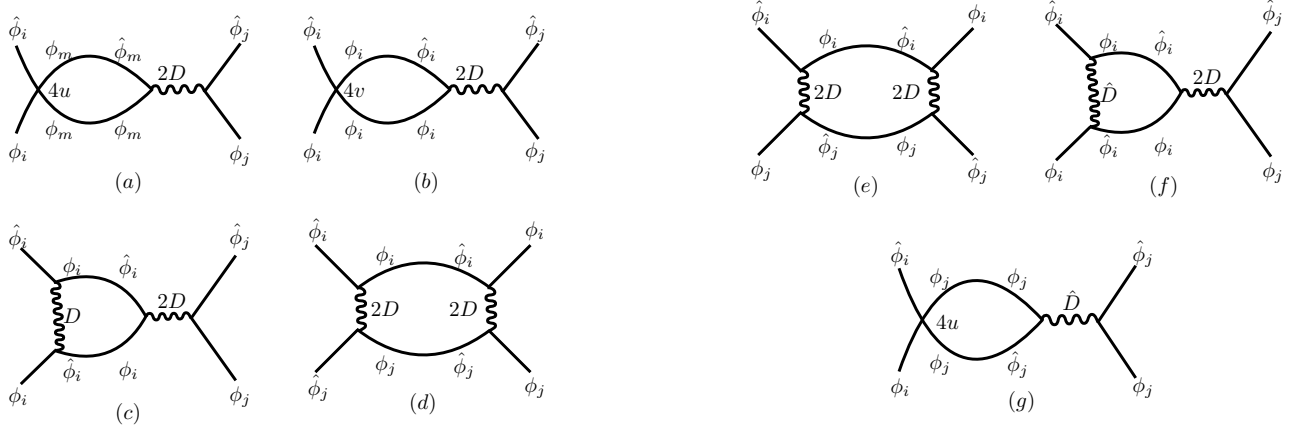


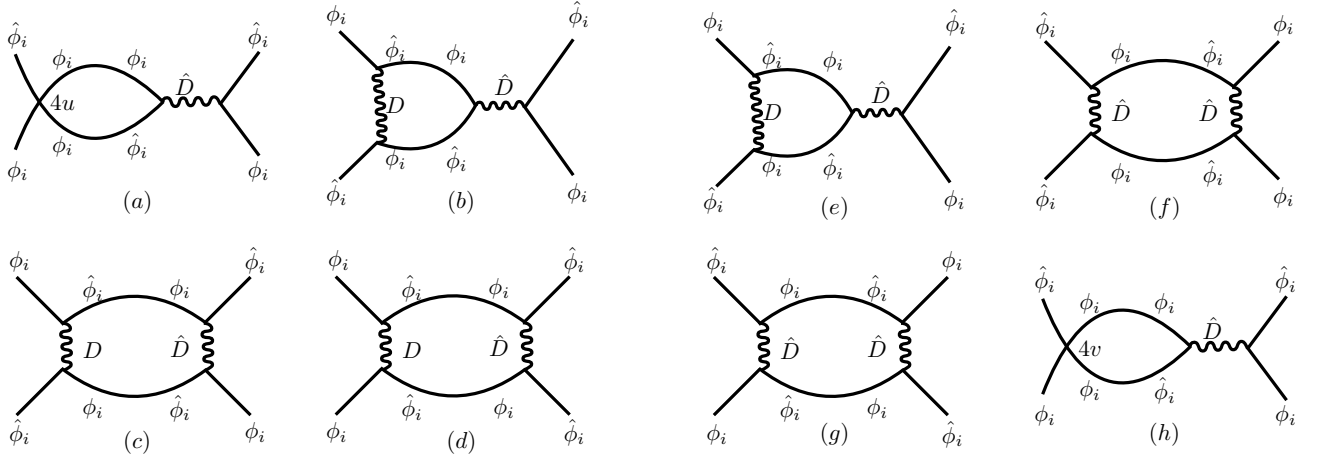
FIG. 4: One-loop Feynman diagrams for fluctuation corrections of v .

$$v^< = v - [48uv + 36v^2] \int_{\Lambda/b}^{\Lambda} \frac{d^d q}{(2\pi)^d} \frac{1}{(r_0 + q^2)^2} + 12v(D + \hat{D}) \int_{\Lambda/b}^{\Lambda} \frac{d^d q}{(2\pi)^d} \frac{1}{(r_0 + q^2)^2}. \quad (20)$$

The fluctuation corrected D is given by

FIG. 5: One-loop Feynman diagrams for fluctuation corrections of D .

$$D^< = D - D[8(N+2)u + 24v] \int_{\Lambda/b}^{\Lambda} \frac{d^d q}{(2\pi)^d} \frac{1}{(r_0 + q^2)^2} - 8u\hat{D} \int_{\Lambda/b}^{\Lambda} \frac{d^d q}{(2\pi)^d} \frac{1}{(r_0 + q^2)^2} + (8D + 4\hat{D}) D \int_{\Lambda/b}^{\Lambda} \frac{d^d q}{(2\pi)^d} \frac{1}{(r_0 + q^2)^2}. \quad (21)$$

FIG. 6: One-loop Feynman diagrams for fluctuation corrections of \hat{D} .

The fluctuation corrected \hat{D} is given by

$$\hat{D}^< = \hat{D} - (16u + 24v)\hat{D} \int_{\Lambda/b}^{\Lambda} \frac{d^d q}{(2\pi)^d} \frac{1}{(r_0 + q^2)^2} + (12D + 8\hat{D})\hat{D} \int_{\Lambda/b}^{\Lambda} \frac{d^d q}{(2\pi)^d} \frac{1}{(r_0 + q^2)^2}. \quad (22)$$

The calculations of the Feynman graphs in Fig. 2, Fig. 3, Fig. 4 and Fig. 5 and Fig. 6 are discussed in more detail in the Appendix. Equations (17-22) result into the following recursion relations

$$\frac{dr_0}{dl} = 2r_0 + 4(N+2)u + 12v - 2(D + \hat{D}), \quad (23)$$

$$\frac{d\Gamma}{dl} = \Gamma[z - 2 - 2(D + \hat{D})], \quad (24)$$

$$\frac{du}{dl} = u[\epsilon - 4(N+8)u - 24v + 12D + 4\hat{D}], \quad (25)$$

$$\frac{dv}{dl} = v[\epsilon - 48u - 36v + 12D + 12\hat{D}], \quad (26)$$

$$\frac{dD}{dl} = D[\epsilon - 8(N+2)u - 24v + 8D + 4\hat{D}] - 8u\hat{D} \quad (27)$$

$$\frac{d\hat{D}}{dl} = \hat{D}[\epsilon - 16u - 24v + 12D + 8\hat{D}]. \quad (28)$$

Here, $\epsilon \equiv 4 - d$. At the RG fixed point, $du/dl = 0 = dv/dl = dD/dl = d\hat{D}/dl$. Notice that with $\hat{D} = 0$, the above recursion relations unsurprisingly reduce to those reported in [11]. First we set $\hat{D} = 0$. The RG fixed point is well-known [11], that we reproduce for the sake of completeness and for the convenience of the reader. We find at the nontrivial fixed point with the fixed point values u^* , v^* , D^* are all positive

$$u^* = \frac{\epsilon}{24(N-2)}, v^* = (N-4)u^*/4, D^* = (4-N)u^*. \quad (29)$$

However, if $N < 4$, $v^* = 0$ is the only stable fixed point, i.e., the cubic anisotropy is irrelevant, and if $N > 4$, $D^* = 0$, i.e., the quenched disorder is irrelevant.

With $N < 4$, we can now find the dynamic exponent z . We find

$$z = 2 + 2D^* = 2 + \frac{(4-N)\epsilon}{12(N-2)}. \quad (30)$$

Given that $z = 2$ in the linear theory, we note that quenched disorder *slows down* the relaxation of the spin fluctuations near the critical point.

We now study the case with $\hat{D} > 0$. Let us examine the stability of the nontrivial fixed point. For that we define dimensionless numbers $\mu_1 = \hat{D}/D$ and $\mu_2 = \hat{D}/u$. Then

$$\begin{aligned} \frac{d\mu_1}{dl} &= \frac{1}{D} \frac{d\hat{D}}{dl} - \frac{\hat{D}}{D^2} \frac{dD}{dl} \\ &= \mu_1[\epsilon - 16u - 24v + 12D + 8\hat{D}] \\ &\quad - \mu_1[\epsilon - 8(N+2)u - 24v - 8u\mu_1 + 8D + 4\hat{D}] \\ &= \mu_1[4D + 4\hat{D} + 8Nu + 8u\mu_1] > 0, \end{aligned} \quad (31)$$

$$\begin{aligned} \frac{d\mu_2}{dl} &= \frac{1}{v} \frac{d\hat{D}}{dl} - \frac{\hat{D}}{v^2} \frac{dv}{dl} \\ &= \mu_2[\epsilon - 16u - 24v + 12D + 8\hat{D}] \\ &\quad + (32 + 4N)u + 24v - 12D - 4\hat{D}] \\ &= \mu_2[(16 + 4N)u + 4\hat{D}] > 0. \end{aligned} \quad (32)$$

Thus, $\mu_1 = 0$ and $\mu_2 = 0$ are the only fixed points of (31) and (32) respectively, both of which are, however, unstable. Therefore, unless μ_1 and μ_2 are *exactly* zero (i.e.,

$\hat{D} = 0$, corresponding to a perfectly isotropic disorder distribution), \hat{D} continues to grow under coarse-graining and the associated RG trajectories eventually run off to infinity in the thermodynamic limit.

C. A first order transition?

Let us ask when $\hat{D} > 0$, what does the RG flow lines running off to infinity imply? For $\hat{D} > 0$, the absence of a stable RG fixed point raises question on the existence of a second order phase transition obtained with $\hat{D} = 0$. Such runaway RG flow trajectories indicate breakdown of scaling that is the hallmark of second order transitions. We here speculate that this may actually indicate a first order transition. We analyse this by using the effective disorder-averaged Landau mean-field theory for the system constructed in Sec. III. We note that for a very large \hat{D} and with all of u, v and $D \sim \mathcal{O}(1)$, $\tilde{u} < 0$ definitely. This then is known to describe a first order transition for $\tilde{u} < 0$ and a tricritical point at $\tilde{u} = 0$ [10]. At this simple mean-field level treatment, the scaling properties at the tricritical point of this disordered system is indistinguishable from a pure system with tricritical point with the same structure but without any disorder. Fluctuations are expected to modify the universal scaling with possibly an imprint of the disorder in the form of a new universality class. The moot question that remains is whether \hat{D} really becomes infinity, as predicted by the flow equations above, which would make the Landau free energy unbounded from below even in the presence of a $u_6 m^6$ term a finite u_6 . This is clearly unphysical. This is however an unlikely scenario given that near a first order transition, fluctuations are bounded and moreover there should be other higher order terms in the order parameter which are likely to saturate any growing $\hat{D} > 0$. It will be interesting to explore any connections between our speculation of a first order transition here and the prediction of the possibility of first order transitions in the two-dimensional classical XY model in a random symmetry breaking field [18]. We do not discuss this here any further. We end this section with a note of caution. While it is often suggested that such an absence of a stable RG fixed point essentially implies a first order transition, although some studies [19–21] demonstrated that this lack of a stable RG fixed point is a problem of perturbative RG, valid strictly for small (bare) coupling constants. Applying duality transformations, Refs. [19–21] did eventually found stable RG fixed points corresponding to second order phase transitions in the respective models. Whether and how such a duality transformation can be applied to the present model, and whether the dual model will have stable RG fixed points restoring second order transitions remain open questions, that we hope will be addressed in the future.

V. SUMMARY AND OUTLOOK

We have studied the relaxational dynamics of the classical N -vector model with cubic anisotropy in the presence of quenched disorder. We focus on the short range random critical temperature, and allow for rotational symmetry breaking disorder distribution. We set up a dynamic renormalised perturbation theory. We first extract the critical scaling exponents including the dynamic scaling exponent at the critical point without any symmetry breaking disorder within a one-loop perturbation theory. We show that the dynamic exponent is larger than two, i.e., the quenched disorder slows down the relaxation vis-a-vis the noninteracting theory. Unsurprisingly, the static critical exponents obtained from our calculations match with the known results obtained from the standard static perturbation theory. We have thus established a direct one-to-one correspondence between the dynamic perturbation theory that we have constructed and the known static perturbation theory. We further show that the a non-zero amplitude without any threshold makes the stable RG fixed point that controls the critical scaling mentioned above unstable, with runaway RG trajectories and no new stable fixed point appearing. We then construct a disordered averaged Landau mean-field theory to argue that such an instability essentially implies a first order transition. Thus we encounter a novel symmetry-breaking disorder induced first order transition, that is otherwise second order in nature. Such a disorder-induced first order transition can happen even without a symmetry-breaking disorder, provided the amplitude of rotationally invariant disorder distribution variance is large enough. Thus a threshold for the instability is expected. In contrast, the instability associated with the amplitude of the symmetry-breaking disorder is speculated to be *thresholdless*. These results can be tested in Monte-Carlo simulations of appropriate N -component spin models on lattices having quenched disorder with symmetry breaking distributions. Whether or not there is indeed a first order transition for $\hat{D} > 0$ and if so, whether it is thresholdless, can be investigated by numerically studying the lattice models systematically. On the analytical front, whether applications of the duality transformation provide any insight to the phase transitions remain important open issues.

The present study can be extended in several ways. For instance, the role of the mode coupling terms relevant for the $N = 3$ case (Heisenberg model) vis-a-vis symmetry breaking disorder can be studied. Secondly, the role an additional hydrodynamic degree of freedom, critical or non-critical (Model C and Model D, respectively, in the nomenclature of Ref. [15]) and its interplay with a symmetry-breaking disorder could also be investigated. It would also be interesting to explore how long range quenched disorder may affect the results from this study. The present study has been confined to thermal equilibrium, for which the structure of the dynamical equation is restricted so as to maintain the conditions of detailed

balance. It would be interesting to consider the issues studied here in the context of nonequilibrium or active systems. Nonequilibrium systems are known to be more prone to generic symmetry-breaking perturbations, opening up the possibilities of richer and more complex phase transitions and phase behaviour. For instance, how random quenched disorder can affect the hydrodynamics of an active or nonequilibrium $O(N)$ model should be an interesting future question to study.

Appendix A: Derivation of the action functional

We start from the equation of motion (12). This may be cast as a generating functional

$$\mathcal{Z}_{dis} = \int \mathcal{D}\phi_i \mathcal{D}\hat{\phi}_i \exp[-S_{dis}], \quad (\text{A1})$$

where

$$S_{dis} = - \int d^d x dt [\hat{\phi}_i(\mathbf{x}, t)]^2 \frac{T}{\Gamma} + \int d^d x dt \hat{\phi}_i \left[\frac{1}{\Gamma} \partial_t \phi_i + (r_0 + \psi + \delta r_i) \phi_i - \nabla^2 \phi_i + 4u \phi_i \phi_j^2 + 4v \phi_i^3 \right], \quad (\text{A2})$$

with $i, j = 1, \dots, N$.

We now average \mathcal{Z}_{dis} over the Gaussian distributed ψ and δr_i having variances (2). Noting that the quenched disorder fields $\psi(\mathbf{x})$ and $\delta r_i(\mathbf{x})$ are time independent, and so are the variances (2), averaging over the Gaussian distributions of ψ and δr_i directly yield action (14). The double time integrals in the terms with coefficients D and \hat{D} in (14) are due to the time independence of the variances (2).

1. Details of the dynamic RG

Expressions for the different diagrams; rescaling of space, time and the fields; scaling of the model parameters. Upper critical dimensions.

The two-point correlation functions in the harmonic theory (i.e., after setting $u = 0 = v = D = \hat{D}$ in (14) can be directly read off (14):

$$\langle \phi_i(\mathbf{q}, \omega) \hat{\phi}_j(-\mathbf{q}, -\omega) \rangle = \frac{\delta_{ij}}{-i\omega + r_0 + q^2}, \quad (\text{A3})$$

$$\langle \phi_i(\mathbf{q}, \omega) \phi_j(-\mathbf{q}, -\omega) \rangle = \frac{2\Gamma \delta_{ij}}{\omega^2 + (r_0 + q^2)^2}. \quad (\text{A4})$$

Once the fields having support in the wavevector range Λ/b to Λ are integrated out, we obtain “new” model parameters corresponding to a modified action $\mathcal{S}^<$ having Λ/b as the wavevector upper cutoff. This procedure yields Eqs. (17-22). In the next step, we scale wavevectors and frequencies: $q \rightarrow bq$, $\omega \rightarrow b^z \omega$. Together with the rescaling of space(or momentum) and time(or frequency), long wavelength parts of the fields are rescaled:

$$\phi_i(\mathbf{q}, \omega) = \xi \phi_i(b\mathbf{q}, b^z \omega), \quad (\text{A5})$$

$$\hat{\phi}_i(\mathbf{q}, \omega) = \hat{\xi} \hat{\phi}_i(b\mathbf{q}, b^z \omega). \quad (\text{A6})$$

We can now get the rescaling factors of the model pa-

rameters as follows:

$$r'_0 = b^2 r_0^<, \quad (\text{A7})$$

$$\Gamma' = b^{z-2} \Gamma^<, \quad (\text{A8})$$

$$u' = u^< b^\epsilon, \quad (\text{A9})$$

$$v' = v^< b^\epsilon, \quad (\text{A10})$$

$$D' = D^< b^\epsilon, \quad (\text{A11})$$

$$\hat{D}' = \hat{D}^< b^\epsilon. \quad (\text{A12})$$

To get rescaling factors in (A12), we have demanded that the coefficients of the $\int d^d q d\omega i\omega \hat{\phi}_i(\mathbf{q}, \omega) \phi_i(\mathbf{q}, \omega)$ and $\int d^d q d\omega q^2 \hat{\phi}_i(-\mathbf{q}, -\omega) \phi_i(\mathbf{q}, \omega)$ to unity, giving $\hat{\xi} = \xi b^{-z}$ and $\xi^2 = b^{d+2z+2}$. Here, $\epsilon \equiv 4 - d$. Thus, $d_c = 4$ is the upper critical dimension of all the coupling constants u, v, D and \hat{D} .

We now list the expressions for the Feynman diagrams in the main text along with their respective symmetry factors.

One-loop contributions to u :

- Diagrams (a)+(b)+(c) = $-u^2 [36 + 4(N - 1)] \int \frac{d^d q}{(2\pi)^d} \frac{1}{(r_0 + q^2)^2}$.
- Diagram (d) = $-24uv \int \frac{d^d q}{(2\pi)^d} \frac{1}{(r_0 + q^2)^2}$.
- Diagrams (e) + (f) = $12Du \int \frac{d^d q}{(2\pi)^d} \frac{1}{(r_0 + q^2)^2}$.
- Diagram (g) = $4\hat{D}u \int \frac{d^d q}{(2\pi)^d} \frac{1}{(r_0 + q^2)^2}$.

One-loop corrections to v :

- Diagram (a) = $-48uv \int \frac{d^d q}{(2\pi)^d} \frac{1}{(r_0 + q^2)^2}$.
- Diagram (b) = $-36v^2 \int \frac{d^d q}{(2\pi)^d} \frac{1}{(r_0 + q^2)^2}$.
- Diagram (c) = $12vD \int \frac{d^d q}{(2\pi)^d} \frac{1}{(r_0 + q^2)^2}$.

- Diagram (d) = $12v\hat{D} \int \frac{d^d q}{(2\pi)^d} \frac{1}{(r_0+q^2)^2}$.

One-loop corrections to D :

- Diagram (a) = $-8(N+2)u \int \frac{d^d q}{(2\pi)^d} \frac{1}{(r_0+q^2)^2}$.
- Diagram (b) = $-24v \int \frac{d^d q}{(2\pi)^d} \frac{1}{(r_0+q^2)^2}$.
- Diagrams (c) + (d) + (e) = $8D^2 \int \frac{d^d q}{(2\pi)^d} \frac{1}{(r_0+q^2)^2}$.
- Diagram (f) = $4D\hat{D} \int \frac{d^d q}{(2\pi)^d} \frac{1}{(r_0+q^2)^2}$.
- Diagram (g) = $-8u\hat{D} \int \frac{d^d q}{(2\pi)^d} \frac{1}{(r_0+q^2)^2}$.

One-loop corrections to \hat{D} :

- Diagram (a) = $-16u\hat{D} \int \frac{d^d q}{(2\pi)^d} \frac{1}{(r_0+q^2)^2}$.
- Diagrams (b) + (c) + (d) = $12D\hat{D} \int \frac{d^d q}{(2\pi)^d} \frac{1}{(r_0+q^2)^2}$.
- Diagrams (e) + (f) + (g) = $8\hat{D}^2 \int \frac{d^d q}{(2\pi)^d} \frac{1}{(r_0+q^2)^2}$.
- Diagram (h) = $-24v\hat{D} \int \frac{d^d q}{(2\pi)^d} \frac{1}{(r_0+q^2)^2}$.

Appendix B: Calculation of the static critical exponents from the partition function

For the sake of completeness and the convenience of the reader, we now outline calculation of the static RG

calculation on the partition function of the model. In the disorder-averaged harmonic theory, i.e., with $u = 0 = v = D = \hat{D}$, the correlation function of $\phi_{i\alpha}$ in the Fourier space reads

$$\langle \phi_{i\alpha}(\mathbf{k}) \phi_{j\beta}(-\mathbf{k}) \rangle = \frac{T \delta_{ij} \delta_{\alpha\beta}}{r_0 + k^2}. \quad (\text{B1})$$

In the presence of u, v, D, \hat{D} , the correlation function of $\phi_{i\alpha}$ cannot be calculated exactly. Further, naïve perturbation theory produces diverging corrections to the results from the harmonic theory at the critical point. This difficulty can be circumvented by using standard perturbative RG calculations. The detailed calculation with $\hat{D} = 0$ is available in Ref. [11]. We provide below the additional one-loop graphical corrections for r_0, u, v, D, \hat{D} from a non-zero \hat{D} in Fig. 7, Fig. 8, Fig. 9, Fig. 9, Fig. 10 and Fig. 11 below. The resulting flow equations are identical to those obtained above. This establishes the equivalence and direct correspondence of the dynamic perturbation theory with the static one at the one-loop order.

-
- [1] B. M. McCoy and T. T. Wu, *The Two-Dimensional Ising Model* (Harvard University Press, Cambridge, 1973).
 - [2] D. Boyanovsky and J. L. Cardy, *Critical behavior of m-component magnets with correlated impurities*, Phys. Rev. B **26**, 154 (1982).
 - [3] A. Weinrib and B. I. Halperin, *Critical phenomena in systems with long-range-correlated quenched disorder*, Phys. Rev. B **27**, 413 (1983).
 - [4] B. K. Chakrabarti and J. Kertesz, *The statistics of self-avoiding walks on a disordered lattice*, Z. Phys. B **44**, 821 (1981).
 - [5] Y. Kim, *Renormalisation-group study of self-avoiding walks on the random lattice*, J. Phys. C **16**, 1345 (1983).
 - [6] A. K. Roy and B. K. Chakrabarti, *Scaling theory for the statistics of self-avoiding walks on random lattices*, J. Phys. A: Math. Gen. **20**, 215 (1987).
 - [7] Y. Kim, *Self-avoiding walks on lattices with a long-range-correlated disorder*, J. Phys. A: Math. Gen. **20**, 6047 (1987).
 - [8] A. B. Harris, *Self-avoiding walks on random lattices*, Z. Phys. B **49**, 347 (1983).
 - [9] T. C. Lubensky, *Critical properties of random-spin models from the ε -expansion*, Phys. Rev. B **11**, 3573 (1975).
 - [10] P. M. Chaikin and T. C. Lubensky, *Principles of Condensed Matter Physics* (Cambridge University Press, Cambridge, United Kingdom, 2000).
 - [11] I. D. Lawrie, Y. T. Millev, and D. I. Uzunov, *Critical behaviour of systems with cubic anisotropy and random impurities*, J. Phys. A: Math. Gen. **20**, 1599 (1987).
 - [12] N. Sarkar and A. Basu
 - [13] G. Grinstein and A. Luther, *Application of the renormalization group to phase transitions in disordered systems*, Phys. Rev. B **13**, 1329 (1976); T. C. Lubensky, in *Proceedings of the Les Houches Summer School of Theoretical Physics*, XXXI, Les Houches, 1978, edited by R. Balian, R. Maynard and G. Toulouse (North-Holland, Amsterdam, 1979).
 - [14] D. J. Amit, *Field Theory, The Renormalization Group and Critical Phenomena*, World Scientific (Singapore, 1997).

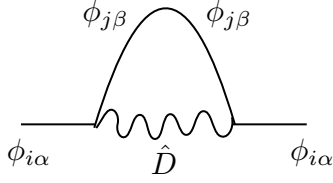


FIG. 7: One-loop diagram proportional to \hat{D} correcting r_0 in the static RG on the disorder-averaged free energy.

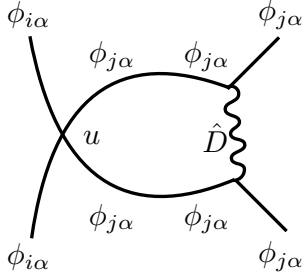


FIG. 8: One-loop diagram proportional to \hat{D} correcting u in the static RG on the disorder-averaged free energy.

[15] P. C. Hohenberg and B. I. Halperin, *Theory of dynamic critical phenomena*, Rev. Mod. Phys. **49**, 435 (1977).

[16] R. Bausch, H. K. Janssen and M. Wagner, *Renormalized field theory of critical dynamics*, Z. Phys. B **24** 113 (1976); C. De-Dominicis and P. C. Martin, *Energy spectra of certain randomly-stirred fluids*, Phys. Rev. A **19** 419 (1979); J. Zinn-Justin, *Quantum Field Theory and Critical Phenomena* (Oxford: Clarendon, 1989); U. Täuber, *Critical Dynamics* (Cambridge University Press, Cambridge, 2014).
 [17] U. Täuber, *Critical Dynamics* (Cambridge University Press, Cambridge, 2014).
 [18] J. L. Cardy and S. Ostlund, *Random symmetry-breaking fields and the XY model*, Phys. Rev. B **25**, 6899 (1982).
 [19] C. Dasgupta and B. I. Halperin, *Phys. Rev. Lett.* **47**, 1556 (1981).
 [20] J. Toner. *Renormalization-group treatment of the dislo-*

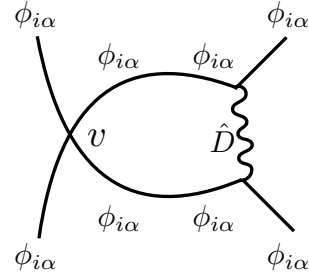


FIG. 9: One-loop diagram proportional to \hat{D} correcting v in the static RG on the disorder-averaged free energy.

cation loop model of the smectic-A nematic transition, Phys. Rev. B **26**, 462 (1982).
 [21] G. Grinstein, T. C. Lubensky and J. Toner, *Defect-mediated melting and new phases in three-dimensional systems with a single soft direction*, Phys. Rev. B **33**, 3306 (1986).

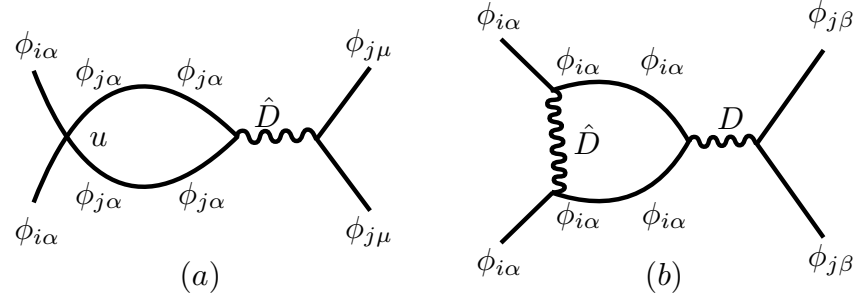


FIG. 10: One-loop diagrams proportional to \hat{D} correcting D in the static RG on the disorder-averaged free energy.

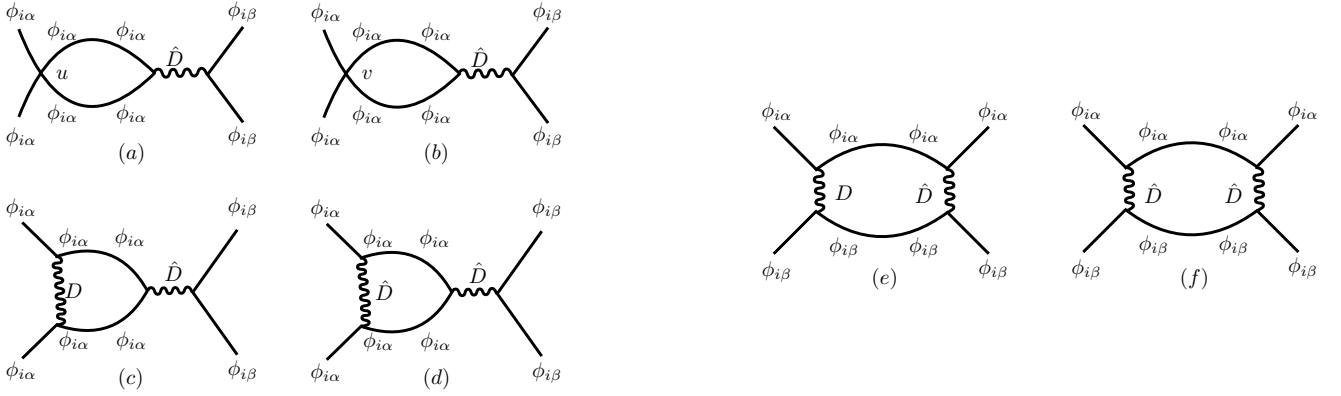


FIG. 11: One-loop diagrams proportional to \hat{D} correcting \hat{D} in the static RG on the disorder-averaged free energy.