

NLP Scholar: An Interactive Visual Explorer for Natural Language Processing Literature

Saif M. Mohammad

National Research Council Canada

saif.mohammad@nrc-cnrc.gc.ca

Abstract

As part of the NLP Scholar project, we created a single unified dataset of NLP papers and their meta-information (including citation numbers), by extracting and aligning information from the ACL Anthology and Google Scholar. In this paper, we describe several interconnected interactive visualizations (dashboards) that present various aspects of the data. Clicking on an item within a visualization or entering query terms in the search boxes filters the data in all visualizations in the dashboard. This allows users to search for papers in the area of their interest, published within specific time periods, published by specified authors, etc. The interactive visualizations presented here, and the associated dataset of papers mapped to citations, have additional uses as well including understanding how the field is growing (both overall and across sub-areas), as well as quantifying the impact of different types of papers on subsequent publications.

1 Introduction

NLP is a broad interdisciplinary field that draws knowledge from Computer Science, Linguistics, Information Science, Psychology, Social Sciences, and more.¹ Over the years, scientific publications in NLP have grown in number and diversity; we now see papers published on a vast array of research questions and applications in a growing list of venues—in journals such as CL and TACL, in large conferences such as ACL and EMNLP, as well as a number of small area-focused workshops.

The ACL Anthology (AA) is a digital repository of public domain, free to access, articles on NLP.² It includes papers published in the family of ACL conferences as well as in other NLP conferences

such as LREC and RANLP. As of June 2019, it provided access to the full text and metadata for close to 50K articles published since 1965.³ It is the largest single source of scientific literature on NLP. However, the meta-data does not include citation statistics.

Citation statistics are the most commonly used metrics of research impact. They include: number of citations, average citations, h-index, relative citation ratio, and impact factor. Note, however, that the number of citations is not always a reflection of the quality or importance of a piece of work. Furthermore, the citation process can be abused, for example, by egregious self-citations (Ioannidis et al., 2019). Nonetheless, given the immense volume of scientific literature, the relative ease with which one can track citations using services such as Google Scholar (GS), and given the lack of other easily applicable and effective metrics, citation analysis is an imperfect but useful window into research impact.

Google Scholar is a free web search engine for academic literature.⁴ Through it, users can access the metadata associated with an article such as the number of citations it has received. Google Scholar does not provide information on how many articles are included in its database. However, scientometric researchers estimated that it included about 389 million documents in January 2018 (Gusenbauer, 2019)—making it the world’s largest source of academic information. Thus, it is not surprising that there is growing interest in the use of Google Scholar information to draw inferences about scholarly research in general (Martín-Martín et al., 2018; Mingers and Leydesdorff, 2015; Orduña-Malea et al., 2014; Khabsa and Giles, 2014; Howland et al., 2009) and on scholarly impact in particular

¹One can make a distinction between NLP and Computational Linguistics; however, for this work we will consider them to be synonymous.

²<https://www.aclweb.org/anthology/>

³ACL licenses its papers with a Creative Commons Attribution 4.0 International License.

⁴<https://scholar.google.com>

(Bos and Nitza, 2019; Ioannidis et al., 2019; Ravenscroft et al., 2017; Bulaitis, 2017; Yogatama et al., 2011; Priem and Hemminger, 2010).

Services such as Google Scholar and Semantic Scholar cover a wide variety of academic disciplines. While there are benefits to this, the lack of focus on NLP literature has some drawbacks as well: e.g. the potential for too many search results that include many irrelevant papers. For example, if one is interested in NLP papers on *emotion* and *privacy*, searching for them on Google Scholar is less efficient than searching for them on a platform dedicated to NLP papers. Further, services such as Google Scholar provide minimal interactive visualizations. NLP Scholar with its focus on AA data, is not meant to replace these tools, but act as a complementary tool for dedicated visual search of NLP literature.

ACL 2020 has a special theme asking researchers to reflect on the state of NLP. In the spirit of that theme, and as part of a broader project on analyzing NLP Literature, we extracted and aligned information from the ACL Anthology (AA) and Google Scholar to create a dataset of tens of thousands of NLP papers and their citations (Mohammad, 2020c, 2019). In separate work, we have used the data to explore questions such as: how well cited are papers of different types (journal articles, conference papers, demo papers, etc.)? how well cited are papers published in different time spans? how well cited are papers from different areas of research within NLP? etc. (Mohammad, 2020a). We also explored gender gaps in Natural Language Processing research, in terms of authorship and citations (Mohammad, 2020b). In this paper we describe how we built an interactive visual explorer for this unified data, which we refer to as *NLP Scholar*. Some notable uses of NLP Scholar are listed below:

- Search for relevant related work in various areas within NLP.
- Identify the highly cited articles on an interactive timeline.
- Identify past papers published in a venue of interest (such as ACL or LREC).
- Identify papers from the past (say ten years back) published in a venue of interest (say ACL or LREC) that have made substantial impact through citations.

- Examine changes in number of articles and number of citations in a chosen area of interest over time.
- Identify citation impact of different types of papers—e.g., short papers, shared task papers, demo papers, etc.

Even beyond the dedicated interactive visualizer described here, the underlying data with its alignment between AA and GS has potential uses in:

- Creating a web browser extension that allows users of GS to look up the aligned AA information (the full ACL BibTeX, poster, slides, access to proceedings from the same venue, etc.).
- Similarly, in the reverse direction, allowing access from AA to the GS information on the aligned paper. This could include number of citations, lists of papers citing the paper, etc.

Perhaps most importantly, though, NLP Scholar serves as a visual record of the state of NLP literature in terms of citations. We note again though, that even though this work seeks to make citation metrics more accessible for ACL Anthology papers, citation metrics are not always accurate reflections of the quality, importance, or impact of individual papers.

All of the data and interactive visualizations associated with this work are freely available through the project homepage.⁵

2 Background and Related Work

Much of the work in visualizing scientific literature has focused on showing topics of research (Wu et al., 2019; Heimerl et al., 2012; Lee et al., 2005). There is also notable work on visualizing communities through citation networks (Heimerl et al., 2015; Radev et al., 2016).

Various subsets of AA have been used in the past for a number of tasks, including: to study citation patterns and intent (Radev et al., 2016; Zhu et al., 2015; Nanba et al., 2011; Mohammad et al., 2009; Teufel et al., 2006; Aya et al., 2005; Pham and Hoffmann, 2003), to generate summaries of scientific articles (Qazvinian et al., 2013), to study gender disparities in NLP (Schluter, 2018), to study subtopics within NLP (Anderson et al.,

⁵<http://saifmohammad.com/WebPages/nlpscholar.html>

2012), and to create corpora of scientific articles (Mariani et al., 2018; Bird et al., 2008).

However, none of these works provide an interactive visualization for users to explore NLP literature and their citations.

3 Data

We now briefly describe how we extracted information from the ACL Anthology and Google Scholar. (Further details about the dataset, as well as an analysis of the volume of research in NLP over the years, are available in Mohammad (2020c).)

3.1 ACL Anthology Data

The ACL Anthology provides access to its data through its website and a github repository (Gildea et al., 2018).⁶ We extracted paper title, names of authors, year of publication, and venue of publication from the repository.⁷

As of June 2019, AA had ~50K entries; however, this includes forewords, schedules, etc. that are not truly research publications. After discarding them we are left with a set of 44,895 papers.

3.2 Google Scholar Data

Google Scholar does not provide an API to extract information about the papers. This is likely because of its agreement with publishing companies that have scientific literature behind paywalls (Martín-Martín et al., 2018). We extracted citation information from Google Scholar profiles of authors who published at least three papers in the ACL Anthology. (This is explicitly allowed by GS’s robots exclusion standard. This is also how past work has studied Google Scholar (Khabisa and Giles, 2014; Orduña-Malea et al., 2014; Martín-Martín et al., 2018).) This yielded citation information for 1.1 million papers in total. We will refer to this dataset as *GS-NLP*. Note that *GS-NLP* includes citation counts not just for NLP papers, but also for non-NLP papers published by the authors.

GS-NLP includes 32,985 of the 44,895 papers in AA (about 74%). We will refer to this subset of the

⁶<https://www.aclweb.org/anthology/>
<https://github.com/acl-org/acl-anthology>

⁷Multiple authors can have the same name and the same authors may use multiple variants of their names in papers. The AA volunteer team handles such ambiguities using both semi-automatic and manual approaches (fixing some instances on a case-by-case basis). Additionally, the AA repository includes a file that has canonical forms of author names. Authors can provide AA with their aliases, change-of-name information, and preferred canonical name, which is then eventually recorded in the canonical-name file.

ACL Anthology papers as AA’. The citation analyses presented in this paper are on AA’. (Future work will explore visualizations on *GS-NLP*.)

Entries across AA and GS are aligned by matching the paper title, year of publication, and first author last name.⁸

4 Building an Interactive Visualization to Explore Scientific Literature

We now describe how we created an interactive visualization—*NLP Scholar*—that allows one to visually explore the data from the ACL Anthology along with citation information from Google Scholar. We first created a relational database (involving multiple tables) that stores the AA and GS data (§4.1). We then loaded the database in Tableau—an interactive data visualization software—to build the visualizations (§4.2).⁹

4.1 NLP Scholar Relational Database

Data from AA and GS is stored in four tables (tsv files): papers, authors, title-unigrams, and title-bigrams. They contain the following information:

papers: Each row corresponds to a unique paper. The columns include: paper title, year of publication, list of authors, venue of publication, number of citations at the time of data collection (June 2019), *NLP Scholar* paper id, ACL paper id, and some other meta-data associated with the paper.

The *NLP Scholar paper id* is a concatenation of the paper title, year of publication, and first author last name. (This id was also used to align entries across AA and GS).

authors: Each row corresponds to a paper–author combination. The columns include: *NLP Scholar* paper id, author first name, and author last name. A paper with three authors contributes three rows to the table (all three have the same paper id, but different author names).

title-unigrams: Each row corresponds to a paper title and unigram combination. The columns include: *NLP Scholar* paper id and paper title unigram (a word that occurs in the title of the paper). A paper with five unique words in the title

⁸There were marked variations in how the same venue was described in the meta-information across AA and GS; thus, venue information was not used for alignment.

⁹Tableau: <https://www.tableau.com>
Even though there are paid versions of Tableau, the visualizations built with Tableau can be freely shared with others on the world wide web. Users do not require any special software to interact with these visualization on the web.

contributes five rows to the table (all five have the same paper id, but different words).

title-bigrams: Each row corresponds to a paper title and bigram combination. The columns include: NLP Scholar paper id and paper title bigram (a two-word sequence that occurs in the title of the paper). A paper with four unique bigrams in the title contributes four rows to the table (all four have the same paper id, but different bigrams).

Once the tables are loaded in Tableau, the following pairs of tables are each joined (inner join) using the NLP Scholar paper id:¹⁰ papers–authors, papers–title-unigrams, and papers–title-bigrams.

4.2 NLP Scholar Interactive Visualization

We developed multiple visualizations to explore various aspects of the data. We group and connect several individual visualizations in dashboards that allow one to explore several aspects of the data together. Clicking on data attributes such as year of publication or venue of publication in one visualization, filters the data in all visualizations within a dashboard to show only the relevant data.

Figure 1 shows a screenshot of the main dashboard. At the top are the number of papers—total (A1) and by year of publication (A2). This allows one to see the growth/decline of the papers over the years.

Below it, we see the number of citations—total (B1) and by year of publication (B2). For a given year, the bar is partitioned into segments corresponding to individual papers. Each segment (paper) has a height that is proportional to the number of citations it has received and assigned a colour at random. This allows one to quickly identify high-citation papers.¹¹

Hovering over individual papers in B2 pops open an information box showing the paper title, authors, year of publication, publication venue, and #citations. Figure 6 in the Appendix shows a blow up of B2 along with examples of the hover information box. Similarly, hovering over other parts of the dashboard shows corresponding information. (This is especially helpful, when parts of the text

are truncated or otherwise not visible due to space constraints.)

Further below, we see lists of papers (C) and authors (D)—both are ordered by number of citations. Search boxes in the bottom right (E) allow searching for papers that have particular terms in the title or searching for papers by author name. One can also restrict the search to a span of years using the slider.

Four other dashboards are also created that have the same five elements as the main dashboard (A through E), and additionally include a sixth element F to provide a focused search facility. This sixth element is a treemap that shows the most common: venues and paper types (F1), title unigrams (F2), title bigrams (F3), or language mentions in the title (F4). (We only show one of the four treemaps at a time to prevent overwhelming the user.) The treemaps are shown in Figures 2 to 5, respectively.

5 Data Explorations with NLP Scholar

Figure 1 A1 shows that the dataset includes 44,895 papers. A2 shows that the volume of papers published was considerably lower in the early years (1965 to 1989); there was a spurt in the 1990s; and substantial numbers since the year 2000. Also, note that the number of publications is considerably higher in alternate years. This is due to certain biennial conferences. Since 1998 the largest of such conferences has been LREC (In 2018 alone LREC had over 700 main conferences papers and additional papers from its 29 workshops). COLING, another biennial conference (also occurring in the even years) has about 45% of the number of main conference papers as LREC.

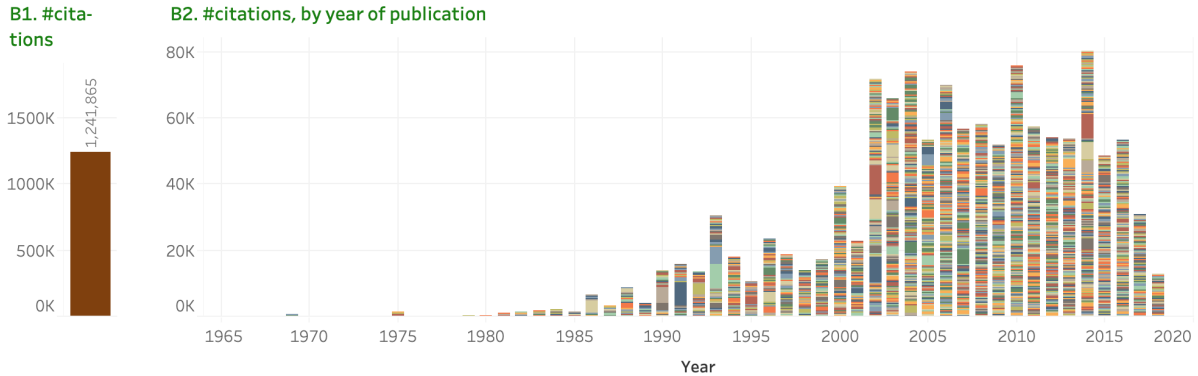
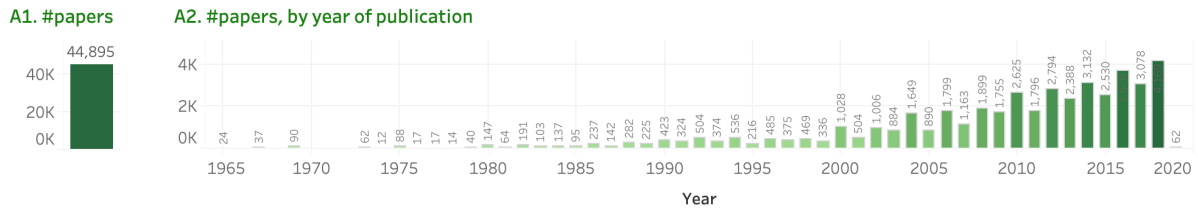
B1 shows that AA' papers have received ~ 1.2 million citations (as of June 2019). The timeline graph in B2 shows that, with time, not only have the number of papers grown, but also the number of high-citation papers. We see a marked jump in the 1990s over the previous decades, but the 2000s are the most notable in terms of the high number of citations. The 2010s papers will likely surpass the 2000s papers in the years to come.

The most cited papers list (C) shows influential papers from machine translation, sentiment analysis, word embeddings, syntax, and semantics.

Among the authors (D), observe that Christopher Manning has not only received the most number of citations, he has also received almost three times as many citations as the next person in the list.

¹⁰An inner join selects all rows from both participating tables whose join column values match across the two tables.

¹¹Note that since the number of colours is smaller than the number of papers, multiple papers may have the same color; however, the probability of adjacent papers receiving the same colour is small—even then, the system will provide visual clues distinguishing each segment when hovering over the area.



C. Papers

Row	Paper-Id	Paper-Title	Author(s)	Year	Url	#citations
1	P02-1040	Bleu: a Method for Automatic Evaluation of Machine Translation	Papineni, Kishore and Roukos, S..	2002	htt..	9,098
2	W02-1011	Thumbs up? Sentiment Classification using Machine Learning Techniques	Pang, Bo and Lee, Lillian and Vai..	2002	htt..	8,187
3	D14-1162	Glove: Global Vectors for Word Representation	Pennington, Jeffrey and Socher..	2014	htt..	7,965
4	J93-2004	Building a Large Annotated Corpus of English: The Penn Treebank	Marcus, Mitch and Santorini, Be..	1993	htt..	7,527
5	J91-4003	The Generative Lexicon	Pustejovsky, James	1991	htt..	6,593
6	P02-1053	Thumbs Up or Thumbs Down? Semantic Orientation Applied to Unsuper..	Turney, Peter	2002	htt..	5,642
7	D14-1179	Learning Phrase Representations using RNN Encoder-Decoder for Stati..	Cho, Kyunghyun and van Merrie..	2014	htt..	5,344
8	J93-2003	The Mathematics of Statistical Machine Translation: Parameter Estima..	Brown, Peter F. and Della Pietra..	1993	htt..	5,047
9	J90-1003	Word Association Norms, Mutual Information, and Lexicography	Church, Kenneth and Hanks, Pat..	1990	htt..	4,845
10	P07-2045	Moses: Open Source Toolkit for Statistical Machine Translation	Koehn, Philipp and Hoang, Hieu ..	2007	htt..	4,581

D. Authors

Row	Author-name	#citations
1	Manning, Christoph..	54,587
2	Koehn, Philipp	19,412
3	Och, Franz Josef	18,620
4	Socher, Richard	17,506
5	Lee, Lillian	17,458
6	Jurafsky, Dan	16,405
7	Hovy, Eduard	16,292
8	Klein, Dan	15,881
9	Ney, Hermann	15,097
10	Dyer, Chris	14,745

E. Search by year of publication, title term (unigram, bigram), or author name

Year of publication

1965 2019

Unigram Bigram Author Name

Figure 1: A screenshot of NLP Scholar's principle dashboard.

Search: NLP Scholar allows for search in a number of ways. Suppose we are interested in the topic of sentiment analysis. Then we can enter the relevant keywords in the search box: *sentiment, valence, emotion, emotions, affect*, etc. Then the visualizations are filtered to present details of only those papers that have at least one of these keywords in the title. (Future work will allow for search in the abstract and the whole text.)

Figure 7 in the Appendix shows the filtered result. The system identified 1,481 papers that each have at least one of the query terms in the title. They have received more than 85K citations. The citations timeline (B2 in Figure 7) shows that there were just a few scattered papers in early years (1987–2000) that received a small number of citations. However, two papers in 2002 received a massive number of citations, and likely led to

F1. Venue and Paper Type

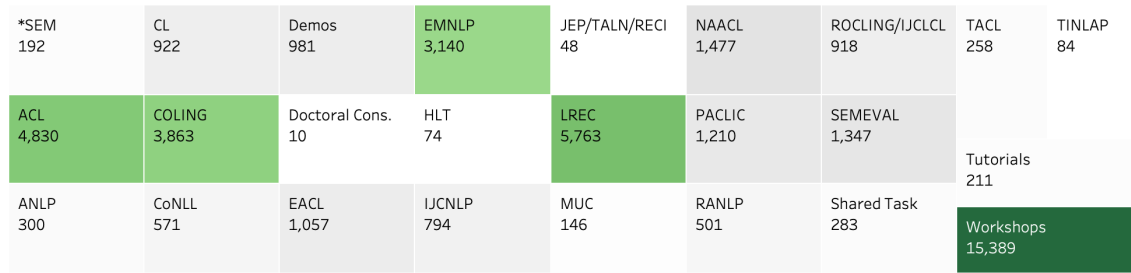


Figure 2: A treemap of popular NLP venues and paper types. Darker shades of green: higher volumes of papers.

F2. Title Unigrams

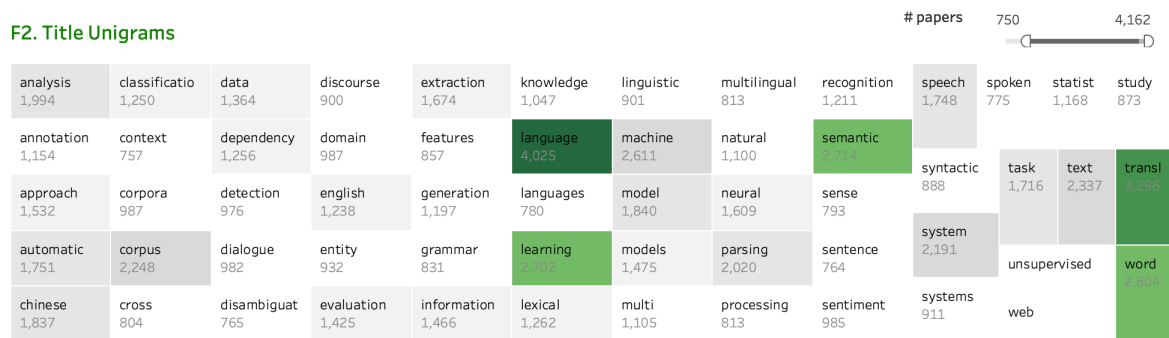


Figure 3: A treemap of the most common unigrams in paper titles. Darker shades of green: higher frequencies.

F3. Title Bigrams

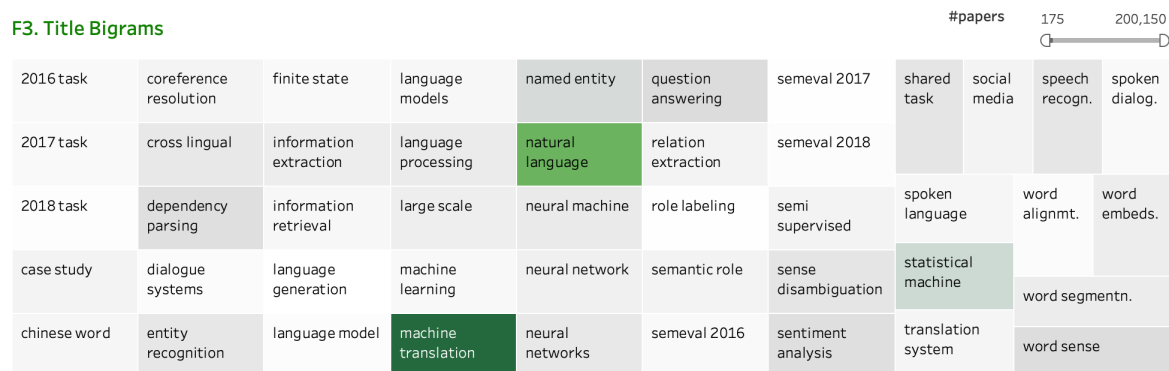


Figure 4: A treemap of the most common bigrams in paper titles. Darker shades of green: higher frequencies.

F4. Languages




Figure 5: A treemap of the most common language terms in titles. Darker shades of green: higher frequencies.

the substantially increased interest in the field. The number of papers has steadily increased since 2002, with close to 250 papers in 2018, showing that the area continues to enjoy considerable attention.

One can also fine tune the search as desired. Say we are interested not in the broad area of sentiment analysis, but specifically in the work on emotions and affect. Then they can enter only emotion- and affect-related keywords. A disadvantage of using terms for search is that some terms are ambiguous and they can pull in irrelevant articles; also if a paper is about the topic of interest but its title does not have one of the standard keywords associated with the topic, then it might be left out. That said, if one does come across a paper that has the query term but is not in the topic of interest, they can right click and exclude that paper from the visualization; and as mentioned before, future work will allow for searches in the abstract and full text as well. We are also currently working on clustering papers using the words in the articles as features.¹²

Below are some more examples of interactions with NLP Scholar (Figures are in the Appendix after references):

- Figure 8 shows the state of the visualization when one clicks the year 2016 in A1.
- Figures 9 and 10 show examples of author search by clicking on the authors list (D) (*Christopher Manning* and *Lillian Lee*).
- Figures 11 and 12 show the dashboard when one clicks on the Venue and Paper Type treemap (F1): *ACL main conference papers* and *Workshop papers*, respectively.
- Figures 13, 14 and 15 in the Appendix also show examples of search for the terms *parsing*, *statistical* and *neural*, respectively (accessed by clicking on the title unigrams treemap (F2)).
- Figures 16, 17, and 18 show the dashboard when one clicks on the Title Bigrams treemap (F3): *machine translation*, *question answering*, and *word embeddings*, respectively.
- Figures 19 and 20 show the dashboard when one clicks on the Languages treemap (F4): *Chinese* and *Swahili*, respectively.

¹²Note that clustering approaches also have limitations, such as differing results depending on the parameters used.

Once the system goes live, we hope to collect further usage scenarios from the users at large.

For this work, we chose not to stem the terms in the titles before applying the search. This is because in some search scenarios, it is beneficial to distinguish the different morphological forms of a word. For example, papers with *emotions* in the titles are more likely to be dealing with multiple emotions than papers with the term *emotion*. When such distinctions do not need to be made, it is easy for users to include morphological variants as additional query terms.

6 Conclusions and Future Work

We presented NLP Scholar—an interactive visual explorer for the ACL Anthology. Notably, the tool also has access to citation information from Google Scholar. It includes several interconnected interactive visualizations (dashboards) that allow users to quickly and efficiently search for relevant related work by clicking on items within a visualization or through search boxes. All of the data and interactive visualizations associated with this work are freely available through the project homepage.¹³

Future work will provide additional functionalities such as search within abstracts and whole texts, document clustering, and automatically identifying related papers. We see NLP Scholar, with its dedicated visual search capabilities for NLP papers, as a useful complementary tool to existing resources such as Google Scholar. We also note that the approach presented here is not required to be applied only to the ACL Anthology or NLP papers; it can be used to display papers from other sources too such as pre-print archives and anthologies of papers from other fields of study.

Acknowledgments

This work was possible due to the helpful discussion and encouragement from a number of awesome people including: Dan Jurafsky, Tara Small, Michael Strube, Cyril Goutte, Eric Joanis, Matt Post, Torsten Zesch, Ellen Riloff, Iryna Gurevych, Rebecca Knowles, Isar Nejadgholi, and Peter Turney. Also, a big thanks to the ACL Anthology and Google Scholar Teams for creating and maintaining wonderful resources.

¹³<http://saifmohammad.com/WebPages/nlpscholar.html>

References

- Ashton Anderson, Dan McFarland, and Dan Jurafsky. 2012. Towards a computational history of the acl: 1980-2008. In *Proceedings of the ACL-2012 Special Workshop on Rediscovering 50 Years of Discoveries*, pages 13–21. Association for Computational Linguistics.
- Selcuk Aya, Carl Lagoze, and Thorsten Joachims. 2005. Citation classification and its applications. In *Knowledge Management: Nurturing Culture, Innovation, and Technology*, pages 287–298. World Scientific.
- Steven Bird, Robert Dale, Bonnie Dorr, Bryan Gibson, Mark Joseph, Min-Yen Kan, Dongwon Lee, Brett Powley, Dragomir Radev, and Yee Fan Tan. 2008. The ACL anthology reference corpus: A reference dataset for bibliographic research in computational linguistics. In *Proceedings of the Sixth International Conference on Language Resources and Evaluation (LREC'08)*, Marrakech, Morocco. European Language Resources Association (ELRA).
- Arthur R Bos and Sandrine Nitza. 2019. Interdisciplinary comparison of scientific impact of publications using the citation-ratio. *Data Science Journal*, 18(1).
- Zoe Bulaitis. 2017. Measuring impact in the humanities: Learning from accountability and economics in a contemporary history of cultural value. *Palgrave Communications*, 3(1):7.
- Daniel Gildea, Min-Yen Kan, Nitin Madnani, Christoph Teichmann, and Martín Villalba. 2018. [The ACL anthology: Current state and future directions](#). In *Proceedings of Workshop for NLP Open Source Software (NLP-OSS)*, pages 23–28, Melbourne, Australia.
- Michael Gusenbauer. 2019. Google scholar to overshadow them all? comparing the sizes of 12 academic search engines and bibliographic databases. *Scientometrics*, 118(1):177–214.
- Florian Heimerl, Qi Han, Steffen Koch, and Thomas Ertl. 2015. Citerivers: Visual analytics of citation patterns. *IEEE transactions on visualization and computer graphics*, 22(1):190–199.
- Florian Heimerl, Steffen Koch, Harald Bosch, and Thomas Ertl. 2012. Visual classifier training for text document retrieval. *IEEE Transactions on Visualization and Computer Graphics*, 18(12):2839–2848.
- Jared L. Howland, Thomas C. Wright, Rebecca A. Boughan, and Brian C. Roberts. 2009. How scholarly is google scholar? a comparison to library databases. *College & Research Libraries*, 70(3).
- John PA Ioannidis, Jeroen Baas, Richard Klavans, and Kevin W Boyack. 2019. A standardized citation metrics author database annotated for scientific field. *PLoS biology*, 17(8):e3000384.
- Madian Khabsa and C Lee Giles. 2014. The number of scholarly documents on the public web. *PloS one*, 9(5):e93949.
- Bongshin Lee, Mary Czerwinski, George Robertson, and Benjamin B Bederson. 2005. Understanding research trends in conferences using paperlens. In *CHI'05 extended abstracts on Human factors in computing systems*, pages 1969–1972.
- Joseph Mariani, Gil Francopoulo, and Patrick Paroubek. 2018. The nlp4nlp corpus (i): 50 years of publication, collaboration and citation in speech and language processing. *Frontiers in Research Metrics and Analytics*, 3:36.
- Alberto Martín-Martín, Enrique Orduna-Malea, Mike Thelwall, and Emilio Delgado López-Cózar. 2018. Google scholar, web of science, and scopus: A systematic comparison of citations in 252 subject categories. *Journal of Informetrics*, 12(4):1160–1177.
- John Mingers and Loet Leydesdorff. 2015. A review of theory and practice in scientometrics. *European journal of operational research*, 246(1):1–19.
- Saif Mohammad, Bonnie Dorr, Melissa Egan, Ahmed Hassan, Pradeep Muthukrishnan, Vahed Qazvinian, Dragomir Radev, and David Zajic. 2009. Using citations to generate surveys of scientific paradigms. In *Proceedings of human language technologies: The 2009 annual conference of the North American chapter of the association for computational linguistics*, pages 584–592.
- Saif M. Mohammad. 2019. The state of nlp literature: A diachronic analysis of the acl anthology. *arXiv preprint arXiv:1911.03562*.
- Saif M. Mohammad. 2020a. Examining citations of natural language processing literature. In *Proceedings of the 2020 Annual Conference of the Association for Computational Linguistics*, Seattle, USA.
- Saif M. Mohammad. 2020b. Gender gap in natural language processing research: Disparities in authorship and citations. In *Proceedings of the 2020 Annual Conference of the Association for Computational Linguistics*, Seattle, USA.
- Saif M. Mohammad. 2020c. Nlp scholar: A dataset for examining the state of nlp research. In *Proceedings of the 12th Language Resources and Evaluation Conference (LREC-2020)*, Marseille, France.
- Hidetsugu Nanba, Noriko Kando, and Manabu Okumura. 2011. Classification of research papers using citation links and citation types: Towards automatic review article generation. *Advances in Classification Research Online*, 11(1):117–134.
- Enrique Orduña-Malea, Juan Manuel Ayllón, Alberto Martín-Martín, and Emilio Delgado López-Cózar. 2014. About the size of google scholar: playing the numbers. *arXiv preprint arXiv:1407.6239*.

- Son Bao Pham and Achim Hoffmann. 2003. A new approach for scientific citation classification using cue phrases. In *Australasian Joint Conference on Artificial Intelligence*, pages 759–771. Springer.
- Jason Priem and Bradely H Hemminger. 2010. Scientometrics 2.0: New metrics of scholarly impact on the social web. *First monday*, 15(7).
- Vahed Qazvinian, Dragomir R Radev, Saif M Mohammad, Bonnie Dorr, David Zajic, Michael Whidby, and Taesun Moon. 2013. Generating extractive summaries of scientific paradigms. *Journal of Artificial Intelligence Research*, 46:165–201.
- Dragomir R Radev, Mark Thomas Joseph, Bryan Gibson, and Pradeep Muthukrishnan. 2016. A bibliometric and network analysis of the field of computational linguistics. *Journal of the Association for Information Science and Technology*, 67(3):683–706.
- James Ravenscroft, Maria Liakata, Amanda Clare, and Daniel Duma. 2017. Measuring scientific impact beyond academia: An assessment of existing impact metrics and proposed improvements. *PloS one*, 12(3):e0173152.
- Natalie Schluter. 2018. The glass ceiling in NLP. In *Proceedings of the 2018 Conference on Empirical Methods in Natural Language Processing*, pages 2793–2798.
- Simone Teufel, Advait Siddharthan, and Dan Tidhar. 2006. Automatic classification of citation function. In *Proceedings of the 2006 Conference on Empirical Methods in Natural Language Processing*, pages 103–110.
- Shaopeng Wu, Youbing Zhao, Farzad Parvinzami, Nikolaos Th Ersotelos, Hui Wei, and Feng Dong. 2019. Literature explorer: effective retrieval of scientific documents through nonparametric thematic topic detection. *The Visual Computer*, pages 1–18.
- Dani Yogatama, Michael Heilman, Brendan O’Connor, Chris Dyer, Bryan R Routledge, and Noah A Smith. 2011. Predicting a scientific community’s response to an article. In *Proceedings of the 2011 Conference on Empirical Methods in Natural Language Processing*, pages 594–604.
- Xiaodan Zhu, Peter Turney, Daniel Lemire, and André Vellino. 2015. Measuring academic influence: Not all citations are equal. *Journal of the Association for Information Science and Technology*, 66(2):408–427.

A Appendix

Figures 6 through 20 (in the pages ahead) show example interactions with NLP Scholar that were discussed in Section 5.

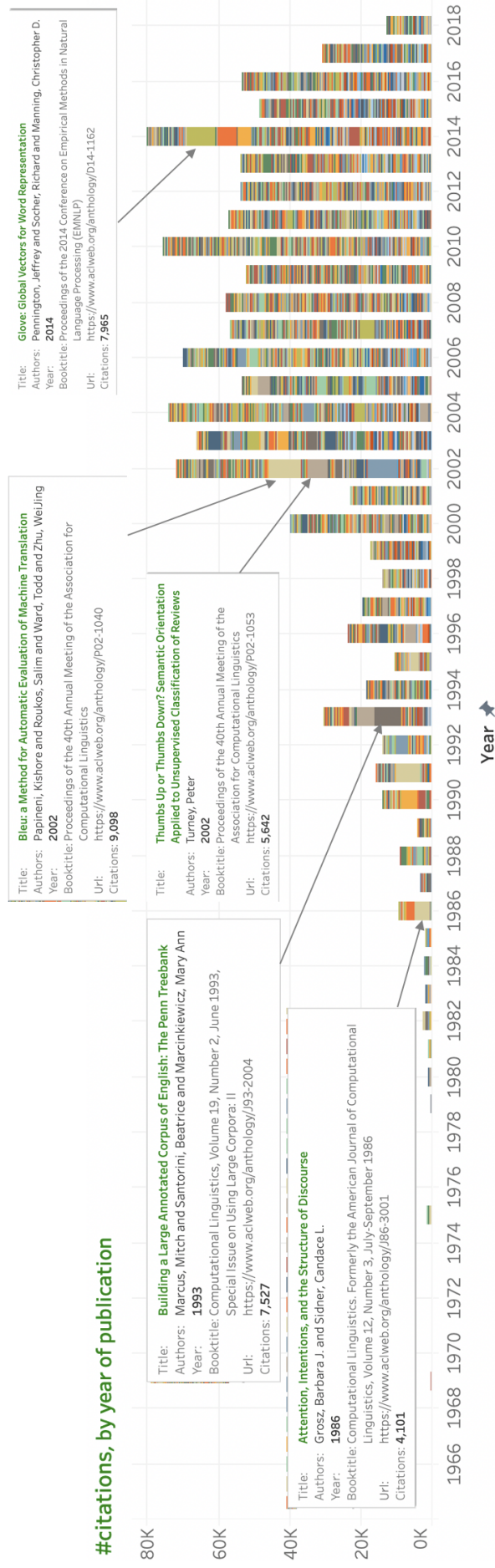
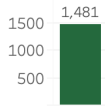
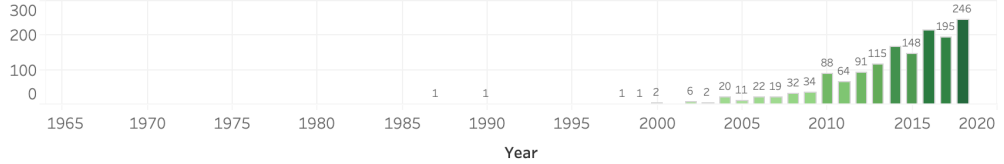


Figure 6: NLP Scholar: Hovering over individual papers in B2 pops open an information box showing the paper title, authors, year of publication, publication venue, and #citations.

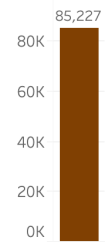
A1. #papers



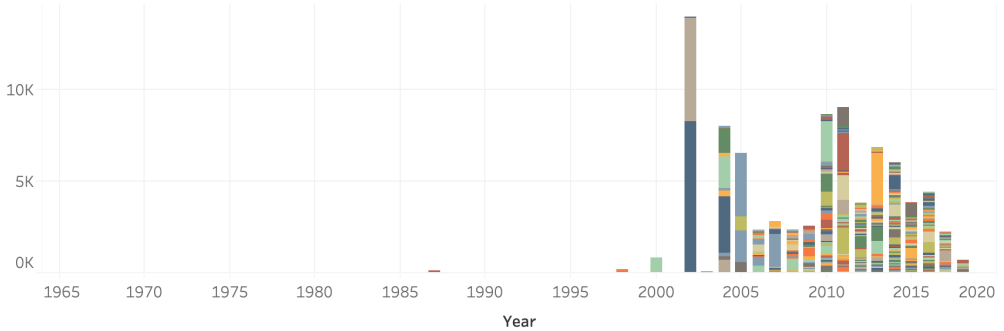
A2. #papers, by year of publication



B1. #citations



B2. #citations, by year of publication



C. Papers

Row	Paper-Id	Paper-Title	Author(s)	Year	Url	#citations
1	W02-1011	Thumbs up? Sentiment Classification using Machine Learning Techniques	Pang, Bo and Lee, Lillian and Vai..	2002	htt..	8,187
2	P02-1053	Thumbs Up or Thumbs Down? Semantic Orientation Applied to Unsuper..	Turney, Peter	2002	htt..	5,642
3	H05-1044	Recognizing Contextual Polarity in Phrase-Level Sentiment Analysis	Wilson, Theresa and Wiebe, Jan..	2005	htt..	3,487
4	P04-1035	A Sentimental Education: Sentiment Analysis Using Subjectivity Summa..	Pang, Bo and Lee, Lillian	2004	htt..	3,109
5	D13-1170	Recursive Deep Models for Semantic Compositionality Over a Sentimen..	Socher, Richard and Perelygin, ..	2013	htt..	2,798
6	L10-1-531	SentiWordNet 3.0: An Enhanced Lexical Resource for Sentiment Analysi..	Baccianella, Stefano and Esuli, ..	2010	htt..	2,263
7	J11-2001	Lexicon-Based Methods for Sentiment Analysis	Taboada, Maite and Brooke, Jul..	2011	htt..	1,982
8	P05-1015	Seeing Stars: Exploiting Class Relationships for Sentiment Categorizati..	Pang, Bo and Lee, Lillian	2005	htt..	1,743
9	P07-1056	Biographies, Bollywood, Boom-boxes and Blenders: Domain Adaptation ..	Blitzer, John and Dredze, Mark ..	2007	htt..	1,735
10	C04-1200	Determining the Sentiment of Opinions	Kim, SooMin and Hovy, Eduard	2004	htt..	1,723

OK 5K 10K
#citations

D. Authors

Row	Author-name	#citations
1	Pang, Bo	13,039
2	Lee, Lillian	13,039
3	Vaithyanathan, Shi..	8,187
4	Turney, Peter	6,148
5	Ng, Andrew Y.	5,158
6	Manning, Christoph..	4,518
7	Wilson, Theresa	4,502
8	Wiebe, Janyce	4,409
9	Potts, Christopher	4,257
10	Socher, Richard	3,823

E. Search by year of publication, title term (unigram, bigram), or author name

Year of publication
1965 to 2019

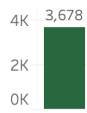
Unigram
#emotional
affect
emotion
emotional
emotions
orientation
sentiment
stance
valence

Bigram

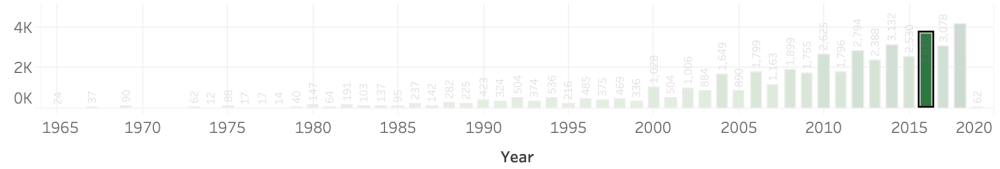
Author Name

Figure 7: NLP Scholar: After entering terms associated with sentiment analysis in the search box.

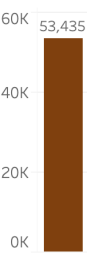
A1. #papers



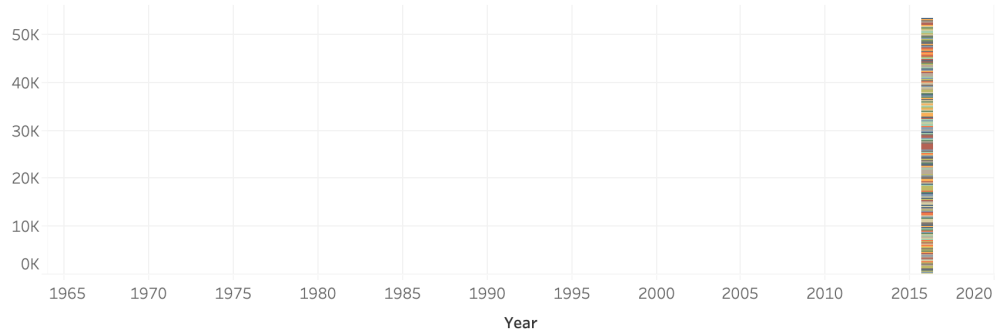
A2. #papers, by year of publication



B1. #citations



B2. #citations, by year of publication



C. Papers

Row	Paper-Id	Paper-Title	Author(s)	Year	Url	#citations
1	N16-3020	"Why Should I Trust You?": Explaining the Predictions of Any Classifier	Ribeiro, Marco Tulio and Singh, ..	2016	htt..	1,387
2	P16-1162	Neural Machine Translation of Rare Words with Subword Units	Sennrich, Rico and Haddow, Bar..	2016	htt..	1,028
3	N16-1030	Neural Architectures for Named Entity Recognition	Lample, Guillaume and Balleste..	2016	htt..	957
4	N16-1174	Hierarchical Attention Networks for Document Classification	Yang, Zichao and Yang, Diyi and..	2016	htt..	952
5	D16-1264	SQuAD: 100,000+ Questions for Machine Comprehension of Text	Rajpurkar, Pranav and Zhang, Ji..	2016	htt..	748
6	P16-1101	End-to-end Sequence Labeling via Bi-directional LSTM-CNNs-CRF	Ma, Xuezhe and Hovy, Eduard	2016	htt..	611
7	S16-1001	SemEval-2016 Task 4: Sentiment Analysis in Twitter	Nakov, Preslav and Ritter, Alan ..	2016	htt..	567
8	K16-1002	Generating Sentences from a Continuous Space	Bowman, Samuel and Vilnis, Lu..	2016	htt..	561
9	S16-1002	SemEval-2016 Task 5: Aspect Based Sentiment Analysis	Pontiki, Maria and Galanis, Dim..	2016	htt..	549
10	D16-1044	Multimodal Compact Bilinear Pooling for Visual Question Answering an..	Fukui, Akira and Park, Dong Huk..	2016	htt..	430

D. Authors

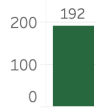
Row	Author-name	#citations
1	Dyer, Chris	2,886
2	Hovy, Eduard	2,000
3	Haddow, Barry	1,919
4	Sennrich, Rico	1,730
5	Birch, Alexandra	1,583
6	Manning, Christoph..	1,455
7	Singh, Sameer	1,414
8	Ribeiro, Marco Tulio	1,387
9	Guestrin, Carlos	1,387
10	Goldberg, Yoav	1,326

E. Search by year of publication, title term (unigram, bigram), or author name

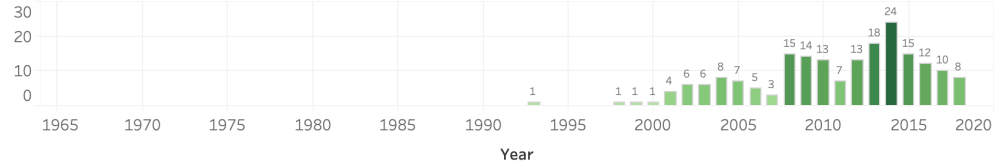


Figure 8: NLP Scholar: After clicking on the 2016 bar in the #papers by year viz (A2).

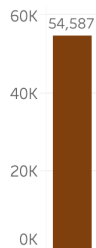
A1. #papers



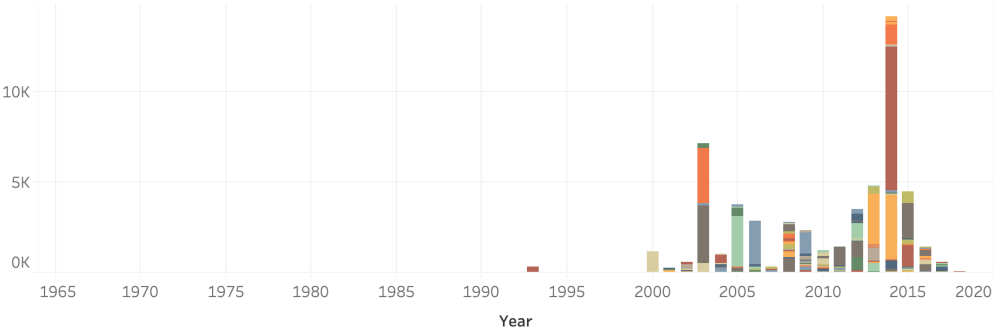
A2. #papers, by year of publication



B1. #citations



B2. #citations, by year of publication



C. Papers

Row	Paper-Id	Paper-Title	Author(s)	Year	Url	#citations
1	D14-1162	Glove: Global Vectors for Word Representation	Pennington, Jeffrey and Socher..	2014	htt..	7,965
2	P14-5010	The Stanford CoreNLP Natural Language Processing Toolkit	Manning, Christopher D. and Su..	2014	htt..	3,543
3	P03-1054	Accurate Unlexicalized Parsing	Klein, Dan and Manning, Christo..	2003	htt..	3,196
4	N03-1033	Feature-Rich Part-of-Speech Tagging with a Cyclic Dependency Network	Toutanova, Kristina and Klein, D..	2003	htt..	3,083
5	D13-1170	Recursive Deep Models for Semantic Compositionality Over a Sentimen..	Socher, Richard and Perelygin, ..	2013	htt..	2,798
6	P05-1045	Incorporating Non-local Information into Information Extraction Syste..	Finkel, Jenny Rose and Grenage..	2005	htt..	2,765
7	L06-1-260	Generating Typed Dependency Parses from Phrase Structure Parses	de Marneffe, MarieCatherine a..	2006	htt..	2,414
8	D15-1166	Effective Approaches to Attention-based Neural Machine Translation	Luong, Minh-Thang and Pham, ..	2015	htt..	1,961
9	D09-1026	Labeled LDA: A supervised topic model for credit attribution in multi-lab..	Ramage, Daniel and Hall, David ..	2009	htt..	1,168
10	W00-1308	Enriching the Knowledge Sources Used in a Maximum Entropy Part-of-S..	Toutanova, Kristina and Mannin..	2000	htt..	1,164

0K 5K 10K
#citations

D. Authors

Row	Author-name	#citations
1	Manning, Christoph..	54,587
2	Koehn, Philipp	19,412
3	Och, Franz Josef	18,620
4	Socher, Richard	17,506
5	Lee, Lillian	17,458
6	Jurafsky, Dan	16,405
7	Hovy, Eduard	16,292
8	Klein, Dan	15,881
9	Ney, Hermann	15,097
10	Dyer, Chris	14,745

0K 20K 40K 60K 80K
#citations

E. Search by year of publication, title term (unigram, bigram), or author name

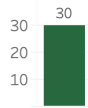
Year of publication

1965 2019

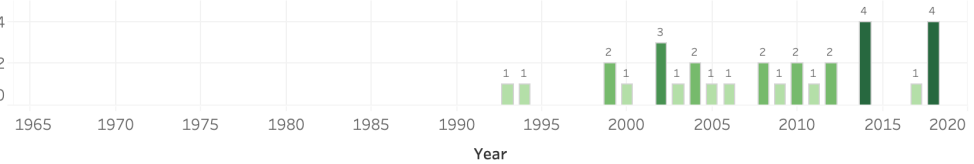
Unigram Bigram Author Name

Figure 9: NLP Scholar: After clicking on 'Manning, Christopher' in the Authors list (D).

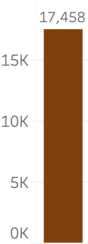
A1. #papers



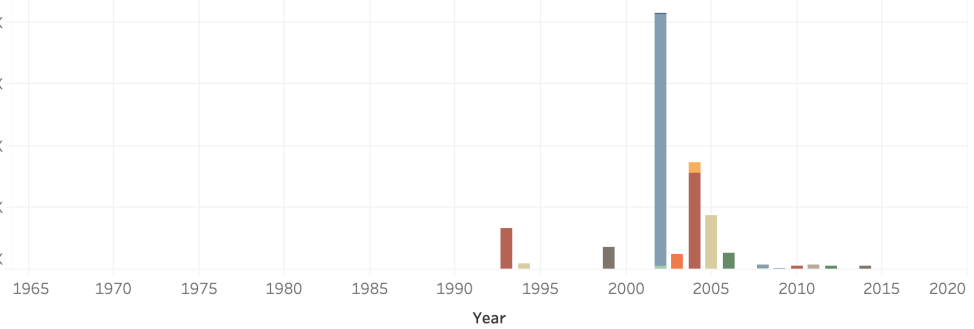
A2. #papers, by year of publication



B1. #citations



B2. #citations, by year of publication



C. Papers

Row	Paper-Id	Paper-Title	Author(s)	Year	Url	#citations
1	W02-1011	Thumbs up? Sentiment Classification using Machine Learning Techniques	Pang, Bo and Lee, Lillian and Vai..	2002	htt..	8,187
2	P04-1035	A Sentimental Education: Sentiment Analysis Using Subjectivity Summa..	Pang, Bo and Lee, Lillian	2004	htt..	3,109
3	P05-1015	Seeing Stars: Exploiting Class Relationships for Sentiment Categorizati..	Pang, Bo and Lee, Lillian	2005	htt..	1,743
4	P93-1024	DISTRIBUTIONAL CLUSTERING OF ENGLISH WORDS	Pereira, Fernando and Tishby, N..	1993	htt..	1,322
5	P99-1004	Measures of Distributional Similarity	Lee, Lillian	1999	htt..	697
6	W06-1639	Get out the vote: Determining support or opposition from Congressiona..	Thomas, Matt and Pang, Bo and..	2006	htt..	536
7	N03-1003	Learning to Paraphrase: An Unsupervised Approach Using Multiple-Seq..	Barzilay, Regina and Lee, Lillian	2003	htt..	504
8	N04-1015	Catching the Drift: Probabilistic Content Models, with Applications to G..	Barzilay, Regina and Lee, Lillian	2004	htt..	341
9	P94-1038	Similarity-Based Estimation of Word Cooccurrence Probabilities	Dagan, Ido and Pereira, Fernan..	1994	htt..	183
10	W11-0609	Chameleons in Imagined Conversations: A New Approach to Understand..	DanescuNiculescuMizil, Cristia..	2011	htt..	147

OK 5K 10K
#citations

D. Authors

Row	Author-name	#citations
1	Manning, Christoph..	54,587
2	Koehn, Philipp	19,412
3	Och, Franz Josef	18,620
4	Socher, Richard	17,506
5	Lee, Lillian	17,458
6	Jurafsky, Dan	16,405
7	Hovy, Eduard	16,292
8	Klein, Dan	15,881
9	Ney, Hermann	15,097
10	Dyer, Chris	14,745

OK 20K 40K 60K 80K
#citations

E. Search by year of publication, title term (unigram, bigram), or author name

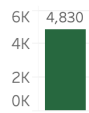
Year of publication

1965 2019

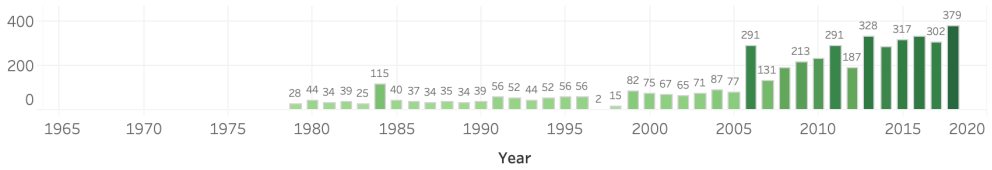
Unigram Bigram Author Name

Figure 10: NLP Scholar: After clicking on 'Lee, Lillian' in the Authors list (D).

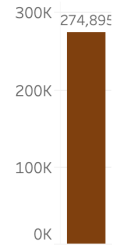
A1. #papers



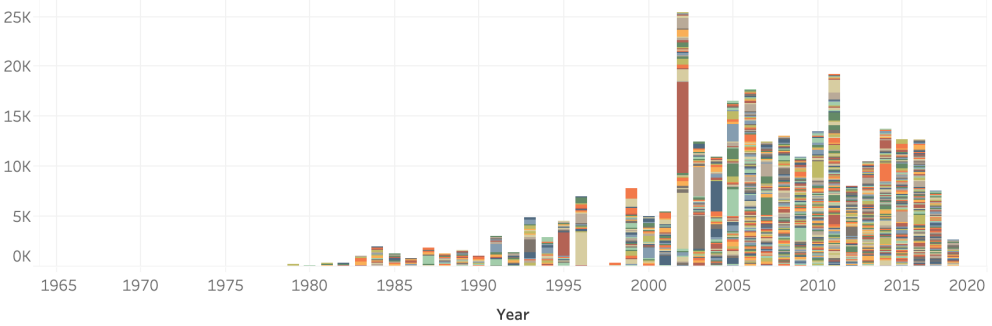
A2. #papers, by year of publication



B1. #citations



B2. #citations, by year of publication



C. Papers

Row	Paper-Id	Paper-Title	Author(s)	Year	Url	#citations
1	P02-1040	Bleu: a Method for Automatic Evaluation of Machine Translation	Papineni, Kishore and Roukos, S..	2002	htt..	9,098
2	P02-1053	Thumbs Up or Thumbs Down? Semantic Orientation Applied to Unsuper..	Turney, Peter	2002	htt..	5,642
3	P96-1041	An Empirical Study of Smoothing Techniques for Language Modeling	Chen, Stanley F. and Goodman, ..	1996	htt..	3,351
4	P03-1054	Accurate Unlexicalized Parsing	Klein, Dan and Manning, Christo..	2003	htt..	3,196
5	P04-1035	A Sentimental Education: Sentiment Analysis Using Subjectivity Summa..	Pang, Bo and Lee, Lillian	2004	htt..	3,109
6	P03-1021	Minimum Error Rate Training in Statistical Machine Translation	Och, Franz Josef	2003	htt..	3,023
7	P05-1045	Incorporating Non-local Information into Information Extraction Syste..	Finkel, Jenny Rose and Grenage..	2005	htt..	2,765
8	P95-1026	UNSUPERVISED WORD SENSE DISAMBIGUATION RIVALING SUPERVISE..	Yarowsky, David	1995	htt..	2,480
9	P14-1062	A Convolutional Neural Network for Modelling Sentences	Kalchbrenner, Nal and Grefenst..	2014	htt..	1,794
10	P10-1040	Word Representations: A Simple and General Method for Semi-Supervis..	Turian, Joseph and Ratinov, Lev..	2010	htt..	1,753

0K 5K 10K
#citations

D. Authors

Row	Author-name	#citations
1	Manning, Christoph..	13,995
2	Roukos, Salim	10,193
3	Papineni, Kishore	9,379
4	Zhu, WeiJing	9,098
5	Ward, Todd	9,098
6	Lee, Lillian	7,299
7	Klein, Dan	7,082
8	Och, Franz Josef	5,963
9	Turney, Peter	5,779
10	Pang, Bo	4,993

E. Search by year of publication, title term (unigram, bigram), or author name

Year of publication: 1965 2019

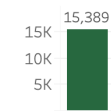
Unigram Bigram Author Name

F1. Venue and Paper Type

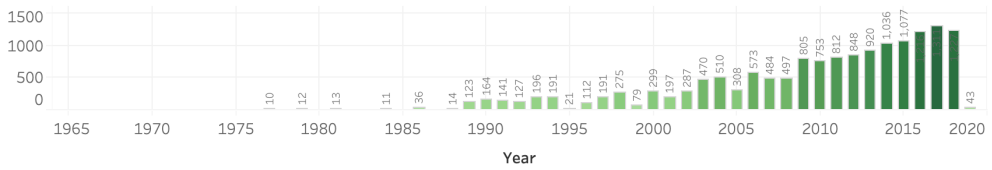
*SEM 192	CL 922	Demos 981	EMNLP 3,140	JEP/TALN/RECI 48	NAACL 1,477	ROCLING/IJCLCL 918	TACL 258	TINLAP 84
ACL 4,830	COLING 3,863	Doctoral Cons. 10	HLT 74	LREC 5,763	PACLIC 1,210	SEMEVAL 1,347	Tutorials 211	
ANLP 300	CoNLL 571	EACL 1,057	IJCNLP 794	MUC 146	RANLP 501	Shared Task 283	Workshops 15,389	

Figure 11: NLP Scholar: After clicking on 'ACL' in the venue and paper type treemap (F1).

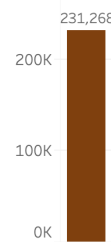
A1. #papers



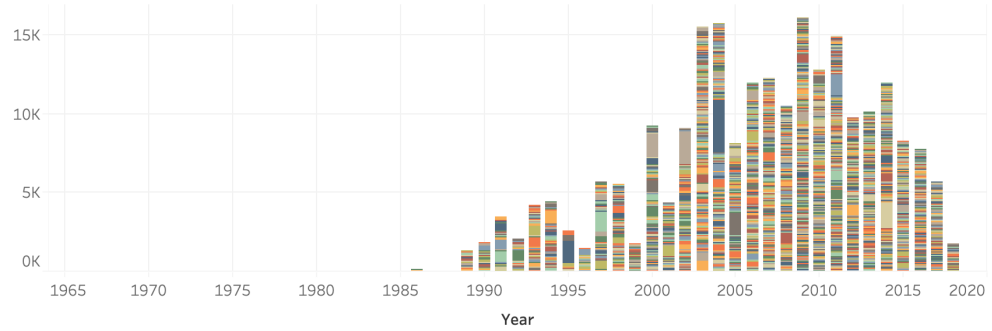
A2. #papers, by year of publication



B1. #citations



B2. #citations, by year of publication



C. Papers

Row	Paper-Id	Paper-Title	Author(s)	Year	Url	#citations
1	W04-1013	ROUGE: A Package for Automatic Evaluation of Summaries	Lin, Chin-Yew	2004	htt..	3,349
2	W02-0109	NLTK: The Natural Language Toolkit	Loper, Edward and Bird, Steven	2002	htt..	2,128
3	W14-4012	On the Properties of Neural Machine Translation: Encoder-Decoder App..	Cho, Kyunghyun and van Merrië..	2014	htt..	1,673
4	W00-0403	Centroid-based summarization of multiple documents: sentence extract..	Radev, Dragomir and Jing, Hon..	2000	htt..	1,480
5	W05-0909	METEOR: An Automatic Metric for MT Evaluation with Improved Correla..	Banerjee, Satanjeev and Lavie, ..	2005	htt..	1,469
6	W95-0107	Text Chunking using Transformation-Based Learning	Ramshaw, Lance and Marcus, M..	1995	htt..	1,370
7	W11-0705	Sentiment Analysis of Twitter Data	Agarwal, Apoorv and Xie, Boyi a..	2011	htt..	1,369
8	W97-0703	Using Lexical Chains for Text Summarization	Barzilay, Regina and Elhadad, ..	1997	htt..	1,302
9	H94-1020	THE PENN TREEBANK: ANNOTATING PREDICATE ARGUMENT STRUCTURE	Marcus, Mitch and Kim, Grace a..	1994	htt..	834
10	W00-0726	Introduction to the CoNLL-2000 Shared Task Chunking	Tjong Kim Sang, Erik and Buchh..	2000	htt..	800

D. Authors

Row	Author-name	#citations
1	Koehn, Philipp	6,429
2	Monz, Christof	4,162
3	Manning, Christoph..	3,843
4	Lavie, Alon	3,839
5	Lin, Chin-Yew	3,724
6	CallisonBurch, Chris	3,504
7	Marcus, Mitch	3,224
8	Palmer, Martha	2,742
9	Specia, Lucia	2,668
10	Rambow, Owen	2,607

E. Search by year of publication, title term (unigram, bigram), or author name



F1. Venue and Paper Type

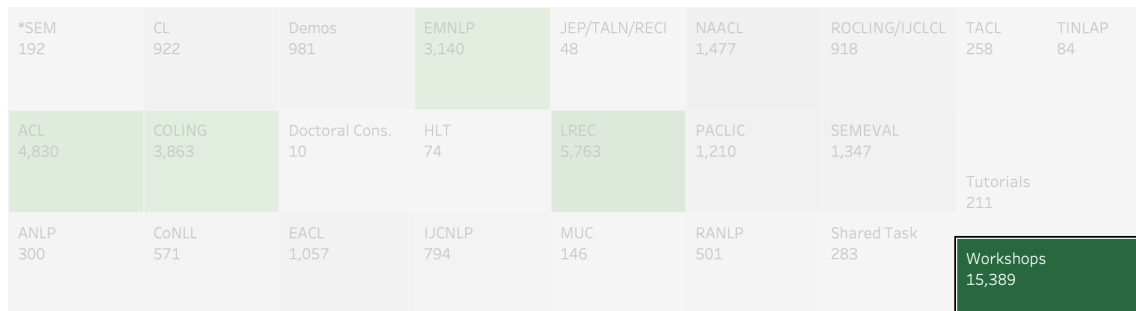
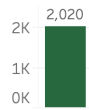
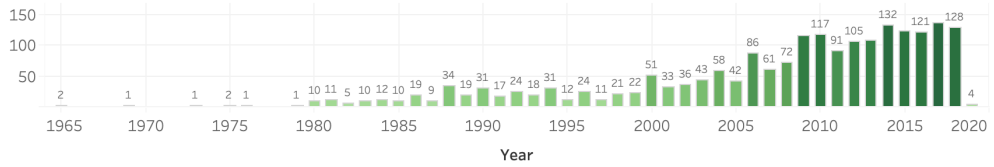


Figure 12: NLP Scholar: After clicking on 'Workshops' in the venue and paper type treemap (F1).

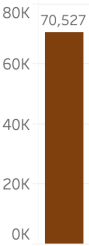
A1. #papers



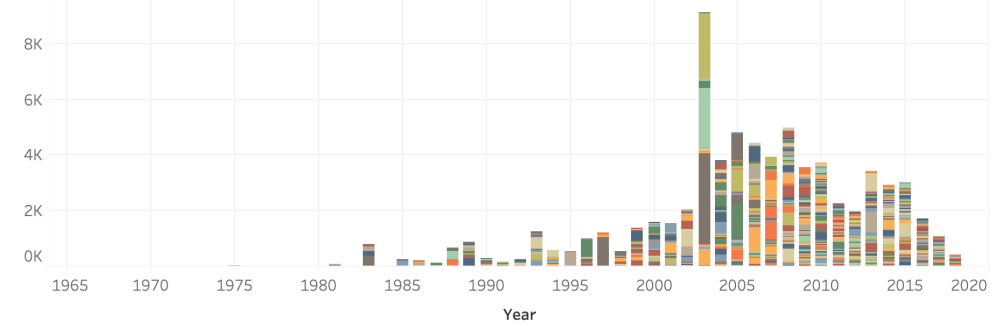
A2. #papers, by year of publication



B1. #citations



B2. #citations, by year of publication



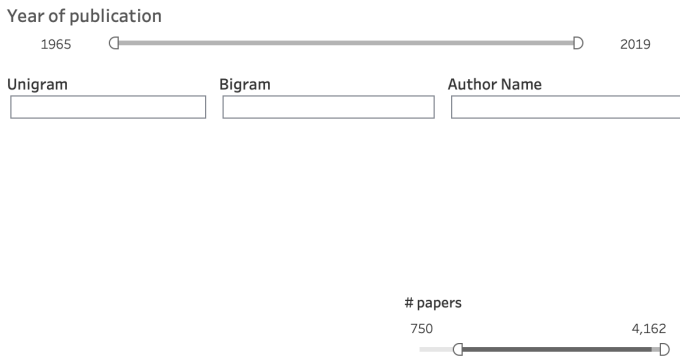
C. Papers

Row	Paper-Id	Paper-Title	Author(s)	Year	Url	#citations
1	P03-1054	Accurate Unlexicalized Parsing	Klein, Dan and Manning, Christo..	2003	htt..	3,196
2	J03-4003	Head-Driven Statistical Models for Natural Language Parsing	Collins, Michael	2003	htt..	2,271
3	N03-1028	Shallow Parsing with Conditional Random Fields	Sha, Fei and Pereira, Fernando	2003	htt..	1,689
4	P05-1022	Coarse-to-Fine n-Best Parsing and MaxEnt Discriminative Reranking	Charniak, Eugene and Johnson, ..	2005	htt..	1,184
5	J97-3002	Stochastic Inversion Transduction Grammars and Bilingual Parsing of P..	Wu, Dekai	1997	htt..	1,016
6	W06-2920	CoNLL-X Shared Task on Multilingual Dependency Parsing	Buchholz, Sabine and Marsi, Er..	2006	htt..	911
7	H05-1066	Non-Projective Dependency Parsing using Spanning Tree Algorithms	McDonald, Ryan and Pereira, Fe..	2005	htt..	905
8	J05-1003	Discriminative Reranking for Natural Language Parsing	Collins, Michael and Koo, Terry	2005	htt..	832
9	P13-1045	Parsing with Compositional Vector Grammars	Socher, Richard and Bauer, Joh..	2013	htt..	748
10	D07-1096	The CoNLL 2007 Shared Task on Dependency Parsing	Nivre, Joakim and Hall, Johan a..	2007	htt..	699

D. Authors

Row	Author-name	#citations
1	Nivre, Joakim	6,571
2	Manning, Christoph..	6,350
3	Collins, Michael	5,741
4	Klein, Dan	5,140
5	Johnson, Mark	3,248
6	Pereira, Fernando	3,153
7	Charniak, Eugene	3,114
8	McDonald, Ryan	2,934
9	Nilsson, Jens	2,213
10	Hall, Johan	1,868

E. Search by year of publication, title term (unigram, bigram), or author name



F2. Title Unigrams

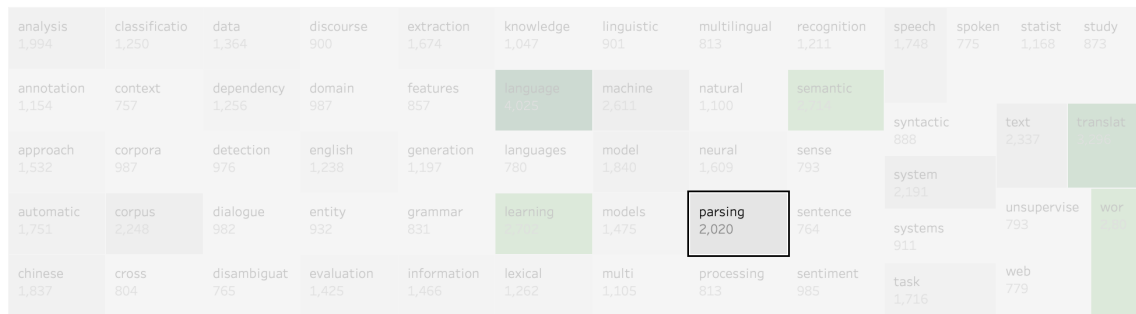
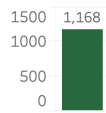
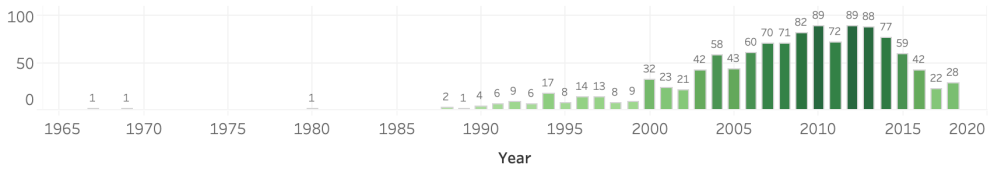


Figure 13: NLP Scholar: After clicking on 'parsing' in the unigrams treemap (F2).

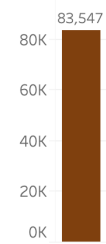
A1. #papers



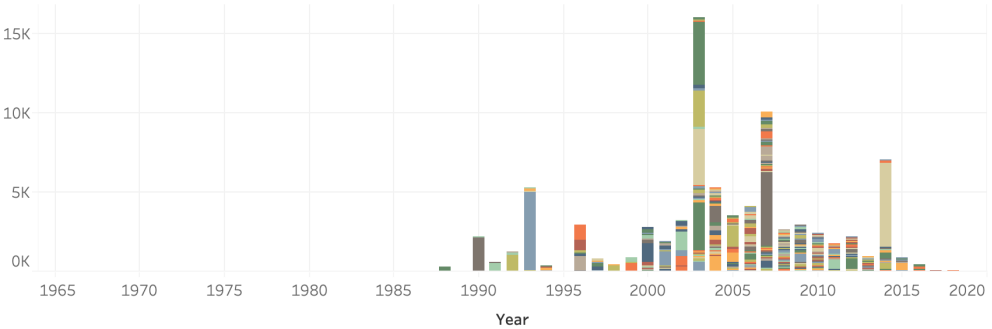
A2. #papers, by year of publication



B1. #citations



B2. #citations, by year of publication



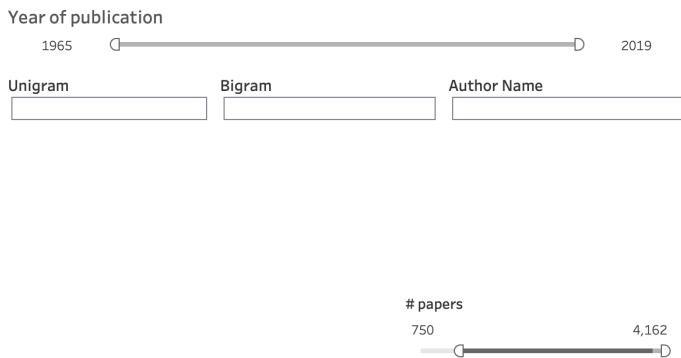
C. Papers

Row	Paper-Id	Paper-Title	Author(s)	Year	Url	#citations
1	D14-1179	Learning Phrase Representations using RNN Encoder-Decoder for Stati..	Cho, Kyunghyun and van Merrië..	2014	htt..	5,344
2	J93-2003	The Mathematics of Statistical Machine Translation: Parameter Estima..	Brown, Peter F. and Della Pietra..	1993	htt..	5,047
3	P07-2045	Moses: Open Source Toolkit for Statistical Machine Translation	Koehn, Philipp and Hoang, Hieu ..	2007	htt..	4,581
4	J03-1002	A Systematic Comparison of Various Statistical Alignment Models	Och, Franz Josef and Ney, Herm..	2003	htt..	4,040
5	N03-1017	Statistical Phrase-Based Translation	Koehn, Philipp and Och, Franz J..	2003	htt..	3,501
6	P03-1021	Minimum Error Rate Training in Statistical Machine Translation	Och, Franz Josef	2003	htt..	3,023
7	J03-4003	Head-Driven Statistical Models for Natural Language Parsing	Collins, Michael	2003	htt..	2,271
8	J90-2002	A Statistical Approach to Machine Translation	Brown, Peter F. and Cocke, John..	1990	htt..	2,102
9	P05-1033	A Hierarchical Phrase-Based Model for Statistical Machine Translation	Chiang, David	2005	htt..	1,288
10	P02-1038	Discriminative Training and Maximum Entropy Models for Statistical M..	Och, Franz Josef and Ney, Herm..	2002	htt..	1,240

D. Authors

Row	Author-name	#citations
1	Och, Franz Josef	15,989
2	Koehn, Philipp	14,435
3	Ney, Hermann	12,308
4	Brown, Peter F.	7,748
5	Mercer, Robert L.	7,747
6	Della Pietra, Vincen..	7,747
7	Della Pietra, Stephe..	7,747
8	CallisonBurch, Chris	7,563
9	Schwenk, Holger	5,726
10	Zens, Richard	5,705

E. Search by year of publication, title term (unigram, bigram), or author name

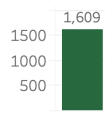


F2. Title Unigrams

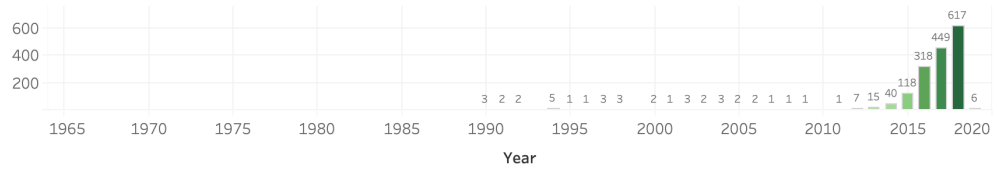


Figure 14: NLP Scholar: After clicking on 'statistical' in the unigrams treemap (F2).

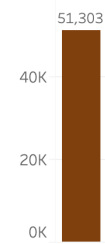
A1. #papers



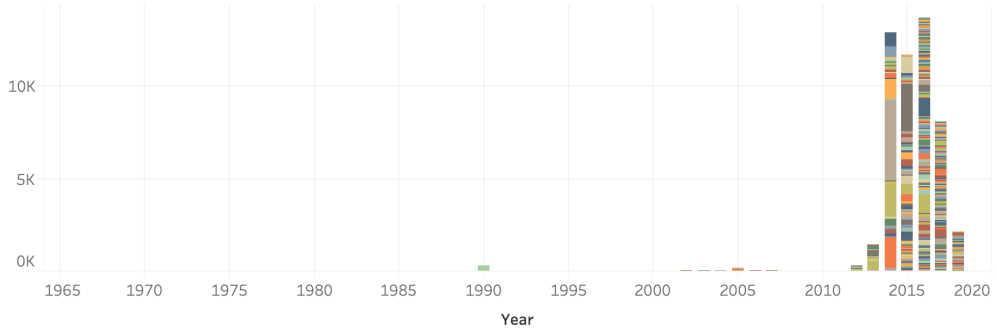
A2. #papers, by year of publication



B1. #citations



B2. #citations, by year of publication



C. Papers

Row	Paper-Id	Paper-Title	Author(s)	Year	Url	#citations
1	D14-1181	Convolutional Neural Networks for Sentence Classification	Kim, Yoon	2014	htt..	4,362
2	D15-1166	Effective Approaches to Attention-based Neural Machine Translation	Luong, Minh-Thang and Pham, ..	2015	htt..	1,961
3	P14-1062	A Convolutional Neural Network for Modelling Sentences	Kalchbrenner, Nal and Grefenst..	2014	htt..	1,794
4	W14-4012	On the Properties of Neural Machine Translation: Encoder-Decoder App..	Cho, Kyunghyun and van Merrie..	2014	htt..	1,673
5	D14-1082	A Fast and Accurate Dependency Parser using Neural Networks	Chen, Danqi and Manning, Chris..	2014	htt..	1,110
6	P16-1162	Neural Machine Translation of Rare Words with Subword Units	Sennrich, Rico and Haddow, Bar..	2016	htt..	1,028
7	N16-1030	Neural Architectures for Named Entity Recognition	Lample, Guillaume and Balleste..	2016	htt..	957
8	D15-1044	A Neural Attention Model for Abstractive Sentence Summarization	Rush, Alexander M. and Chopra,..	2015	htt..	910
9	C14-1008	Deep Convolutional Neural Networks for Sentiment Analysis of Short Te..	dos Santos, Cicero and Gatti, M..	2014	htt..	697
10	D15-1167	Document Modeling with Gated Recurrent Neural Network for Sentime..	Tang, Duyu and Qin, Bing and Li..	2015	htt..	606

D. Authors

Row	Author-name	#citations
1	Kim, Yoon	4,828
2	Manning, Christoph..	3,959
3	Cho, Kyunghyun	3,292
4	Luong, Minh-Thang	3,196
5	Bengio, Yoshua	2,816
6	Sennrich, Rico	2,138
7	Blunsom, Phil	2,019
8	Haddow, Barry	1,983
9	Kalchbrenner, Nal	1,980
10	Pham, Hieu	1,975

E. Search by year of publication, title term (unigram, bigram), or author name



F2. Title Unigrams

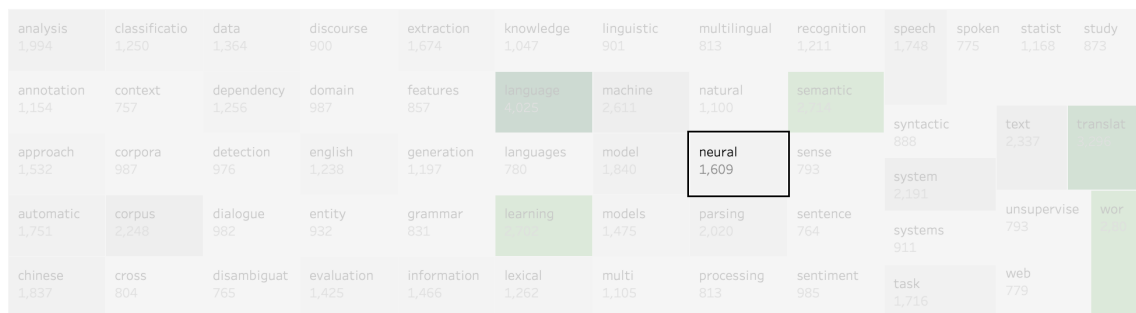
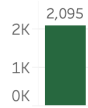
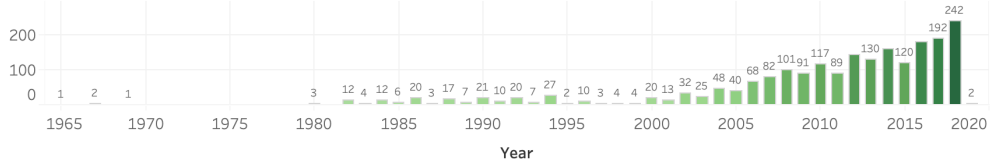


Figure 15: NLP Scholar: After clicking on 'neural' in the unigrams treemap (F2).

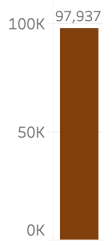
A1. #papers



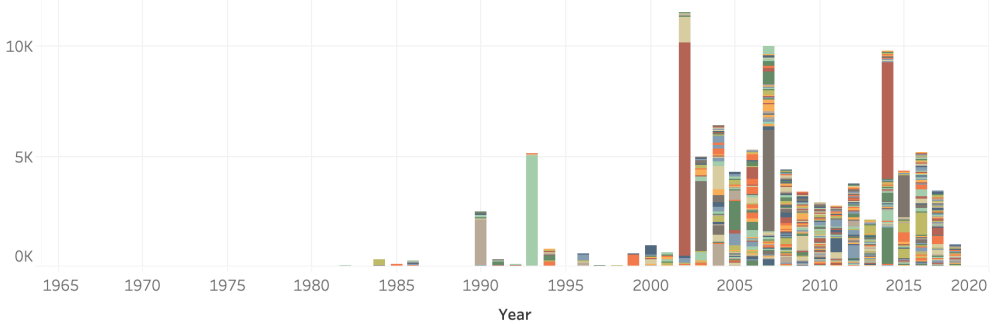
A2. #papers, by year of publication



B1. #citations



B2. #citations, by year of publication



C. Papers

Row	Paper-Id	Paper-Title	Author(s)	Year	Url	#citations
1	P02-1040	Bleu: a Method for Automatic Evaluation of Machine Translation	Papineni, Kishore and Roukos, S..	2002	htt..	9,098
2	D14-1179	Learning Phrase Representations using RNN Encoder-Decoder for Stati..	Cho, Kyunghyun and van Merrie..	2014	htt..	5,344
3	J93-2003	The Mathematics of Statistical Machine Translation: Parameter Estima..	Brown, Peter F. and Della Pietra..	1993	htt..	5,047
4	P07-2045	Moses: Open Source Toolkit for Statistical Machine Translation	Koehn, Philipp and Hoang, Hieu..	2007	htt..	4,581
5	P03-1021	Minimum Error Rate Training in Statistical Machine Translation	Och, Franz Josef	2003	htt..	3,023
6	J90-2002	A Statistical Approach to Machine Translation	Brown, Peter F. and Cocke, John..	1990	htt..	2,102
7	D15-1166	Effective Approaches to Attention-based Neural Machine Translation	Luong, Minh-Thang and Pham, ..	2015	htt..	1,961
8	W14-4012	On the Properties of Neural Machine Translation: Encoder-Decoder App..	Cho, Kyunghyun and van Merrie..	2014	htt..	1,673
9	P05-1033	A Hierarchical Phrase-Based Model for Statistical Machine Translation	Chiang, David	2005	htt..	1,288
10	P02-1038	Discriminative Training and Maximum Entropy Models for Statistical M..	Och, Franz Josef and Ney, Herm..	2002	htt..	1,240

0K 5K 10K
#citations

D. Authors

Row	Author-name	#citations
1	Koehn, Philipp	12,705
2	Papineni, Kishore	9,295
3	Roukos, Salim	9,217
4	Ward, Todd	9,101
5	Zhu, Weijing	9,098
6	Och, Franz Josef	8,947
7	CallisonBurch, Chris	8,865
8	Cho, Kyunghyun	8,526
9	Bengio, Yoshua	8,060
10	Brown, Peter F.	7,376

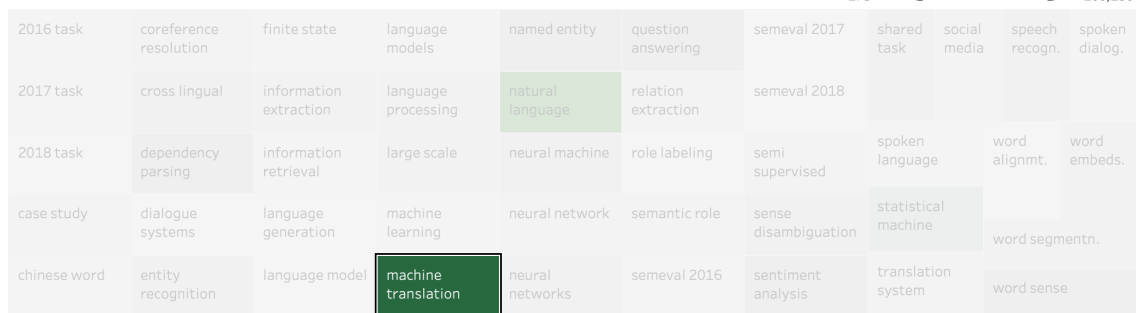
0K 5K 10K 15K
#citations

E. Search by year of publication, title term (unigram, bigram), or author name

Year of publication



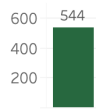
F3. Title Bigrams



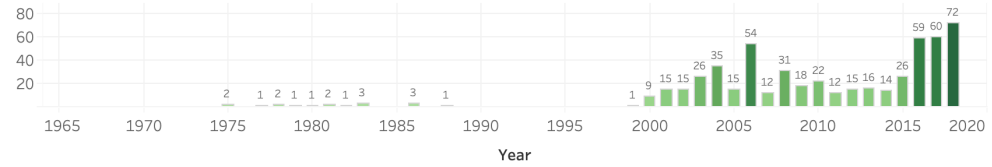
#papers
175 200,150

Figure 16: NLP Scholar: After clicking on 'machine translation' in the bigrams treemap (F3).

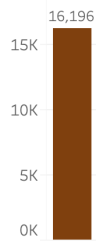
A1. #papers



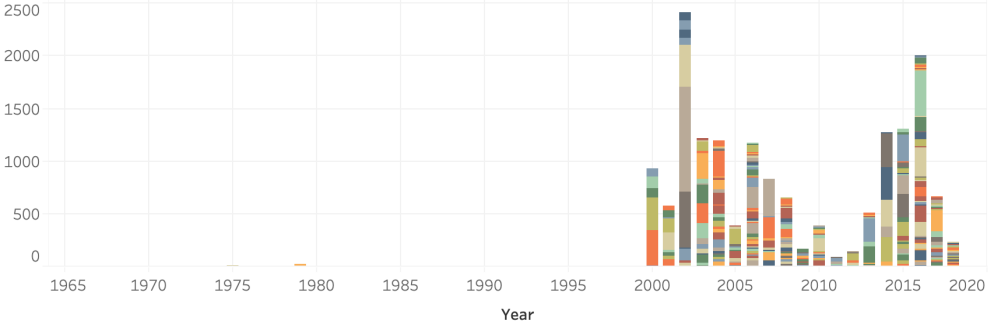
A2. #papers, by year of publication



B1. #citations



B2. #citations, by year of publication



C. Papers

Row	Paper-Id	Paper-Title	Author(s)	Year	Url	#citations
1	P02-1006	Learning surface text patterns for a Question Answering System	Ravichandran, Deepak and Hov..	2002	htt..	1,001.0
2	D16-1044	Multimodal Compact Bilinear Pooling for Visual Question Answering an..	Fukui, Akira and Park, Dong Huk..	2016	htt..	430.0
3	W02-1033	An Analysis of the AskMSR Question-Answering System	Brill, Eric and Dumais, Susan an..	2002	htt..	384.0
4	D07-1002	Using Semantic Roles to Improve Question Answering	Shen, Dan and Lapata, Mirella	2007	htt..	354.0
5	P02-1005	Performance Issues and Error Analysis in an Open-Domain Question Ans..	Moldovan, Dan and Pasca, Mari..	2002	htt..	350.0
6	D14-1067	Question Answering with Subgraph Embeddings	Bordes, Antoine and Chopra, Su..	2014	htt..	318.0
7	P14-1090	Information Extraction over Structured Data: Question Answering with ..	Yao, Xuchen and Van Durme, Be..	2014	htt..	256.0
8	N16-1181	Learning to Compose Neural Networks for Question Answering	Andreas, Jacob and Rohrbach, ..	2016	htt..	255.0
9	D14-1070	A Neural Network for Factoid Question Answering over Paragraphs	Iyyer, Mohit and BoydGraber, J..	2014	htt..	255.0
10	D15-1237	WikiQA: A Challenge Dataset for Open-Domain Question Answering	Yang, Yi and Yih, Wentau and M..	2015	htt..	250.0

0 1000 2000
#citations

D. Authors

Row	Author-name	#citations
1	Harabagiu, Sanda	1,800
2	Moldovan, Dan	1,204
3	Hovy, Eduard	1,204
4	Ravichandran, Deep..	1,045
5	Yih, Wentau	985
6	Pasca, Marius	939
7	Meeke, Christopher	695
8	Rohrbach, Marcus	685
9	Darrell, Trevor	685
10	Molla, Diego	605

E. Search by year of publication, title term (unigram, bigram), or author name



F3. Title Bigrams

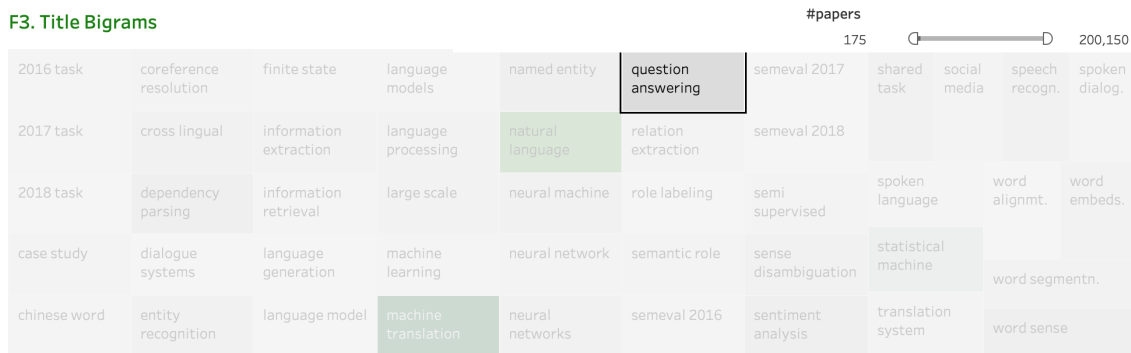
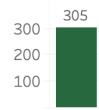
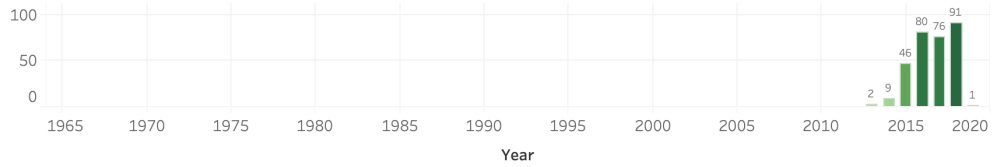


Figure 17: NLP Scholar: After clicking on 'question answering' in the bigrams treemap (F3).

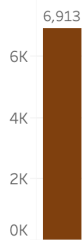
A1. #papers



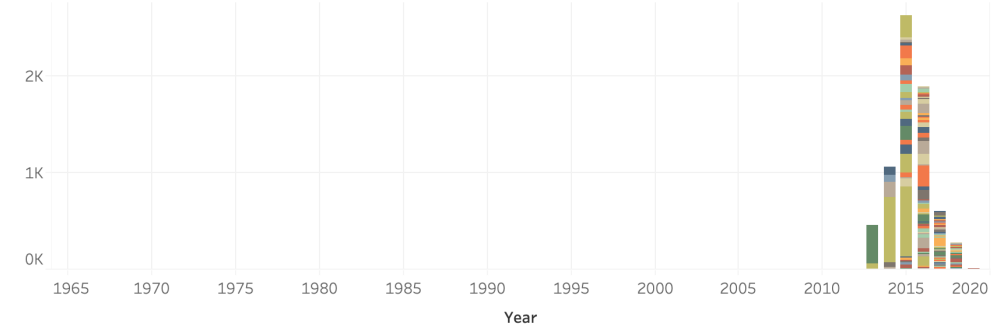
A2. #papers, by year of publication



B1. #citations



B2. #citations, by year of publication



C. Papers

Row	Paper-Id	Paper-Title	Author(s)	Year	Url	#citations
1	Q15-1016	Improving Distributional Similarity with Lessons Learned from Word E..	Levy, Omer and Goldberg, Yoav ..	2015	htt..	718.0
2	P14-2050	Dependency-Based Word Embeddings	Levy, Omer and Goldberg, Yoav	2014	htt..	673.0
3	D13-1141	Bilingual Word Embeddings for Phrase-Based Machine Translation	Zou, Will Y. and Socher, Richard ..	2013	htt..	395.0
4	D15-1036	Evaluation methods for unsupervised word embeddings	Schnabel, Tobias and Labutov, I..	2015	htt..	233.0
5	P16-1141	Diachronic Word Embeddings Reveal Statistical Laws of Semantic Chan..	Hamilton, William L. and Leskov..	2016	htt..	215.0
6	P15-1077	Gaussian LDA for Topic Models with Word Embeddings	Das, Rajarshi and Zaheer, Manz..	2015	htt..	152.0
7	P14-1113	Learning Semantic Hierarchies via Word Embeddings	Fu, Ruiji and Guo, Jiang and Qin,..	2014	htt..	152.0
8	D15-1168	Fine-grained Opinion Mining with Recurrent Neural Networks and Word..	Liu, Pengfei and Joty, Shafiq an..	2015	htt..	130.0
9	P16-1035	Query Expansion with Locally-Trained Word Embeddings	Diaz, Fernando and Mitra, Bhas..	2016	htt..	127.0
10	P15-2070	PPDB 2.0: Better paraphrase ranking, fine-grained entailment relations..	Pavlick, Ellie and Rastogi, Push..	2015	htt..	120.0

D. Authors

Row	Author-name	#citations
1	Goldberg, Yoav	1,438
2	Levy, Omer	1,422
3	Dagan, Ido	718
4	Manning, Christoph..	427
5	Dyer, Chris	401
6	Zou, Will Y.	395
7	Socher, Richard	395
8	Cer, Daniel	395
9	Labaka, Gorka	244
10	Artetxe, Mikel	244

E. Search by year of publication, title term (unigram, bigram), or author name

Year of publication: 1965 2019

Unigram Bigram Author Name

F3. Title Bigrams

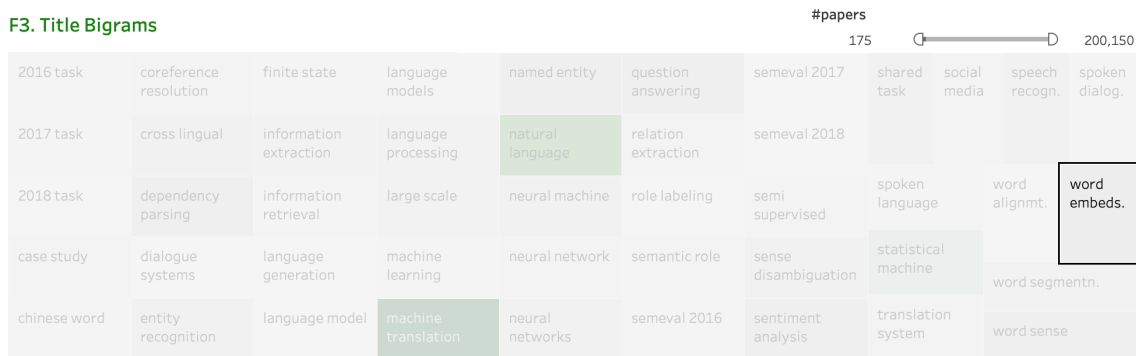
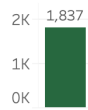
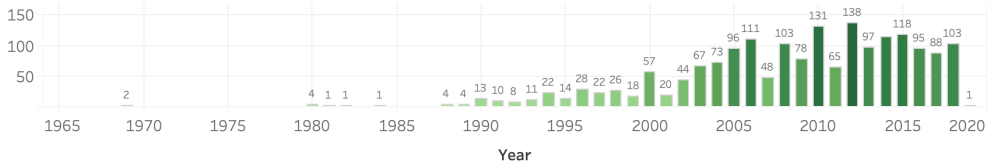


Figure 18: NLP Scholar: After clicking on 'word embeddings' in the bigrams treemap (F3).

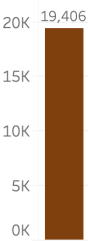
A1. #papers



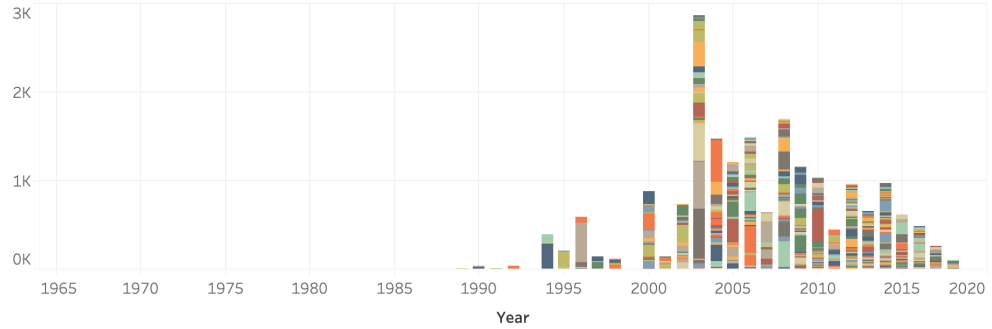
A2. #papers, by year of publication



B1. #citations



B2. #citations, by year of publication



C. Papers

Row	Paper-Id	Paper-Title	Author(s)	Year	Url	#citations
1	W03-1730	HHMM-based Chinese Lexical Analyzer ICTCLAS	Zhang, HuaPing and Yu, HongKu..	2003	htt..	545.0
2	W03-1728	Chinese Word Segmentation as LMR Tagging	Xue, Nianwen and Shen, Libin	2003	htt..	517.0
3	C04-1081	Chinese Segmentation and New Word Detection using Conditional Rand..	Peng, Fuchun and Feng, Fangfa..	2004	htt..	480.0
4	J96-3004	A Stochastic Finite-State Word-Segmentation Algorithm for Chinese	Sproat, Richard and Shih, Chilin ..	1996	htt..	450.0
5	W03-1719	The First International Chinese Word Segmentation Bakeoff	Sproat, Richard and Emerson, T..	2003	htt..	406.0
6	C10-3004	LTP: A Chinese Language Technology Platform	Che, Wanxiang and Li, Zhenghu..	2010	htt..	367.0
7	W06-3812	Chinese Whispers - an Efficient Graph Clustering Algorithm and its Appli..	Biemann, Chris	2006	htt..	310.0
8	P94-1012	ALIGNING A PARALLEL ENGLISH-CHINESE CORPUS STATISTICALLY WITH..	Wu, Dekai	1994	htt..	295.0
9	W08-0336	Optimizing Chinese Word Segmentation for Machine Translation Perfor..	Chang, PiChuan and Galley, Mic..	2008	htt..	293.0
10	P03-1056	Is it Harder to Parse Chinese, or the Chinese Treebank?	Levy, Roger and Manning, Chris..	2003	htt..	272.0

D. Authors

Row	Author-name	#citations
1	Xue, Nianwen	1,650
2	Liu, Qun	1,193
3	Gao, Jianfeng	892
4	Sproat, Richard	880
5	Huang, ChangNing	828
6	Li, Mu	824
7	Zhang, HuaPing	794
8	Liu, Ting	793
9	Yu, HongKui	789
10	Manning, Christoph..	762

E. Search by year of publication, title term (unigram, bigram), or author name



F4. Languages


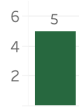
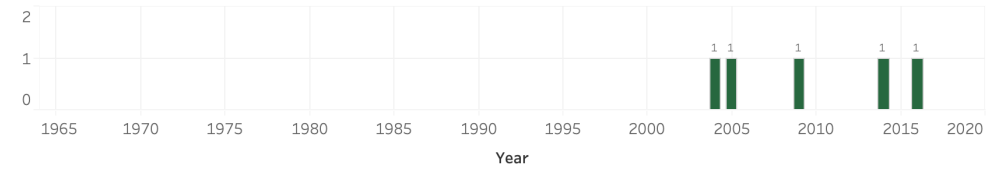


Figure 19: NLP Scholar: After clicking on 'Chinese' in the languages treemap (F4).

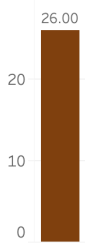
A1. #papers



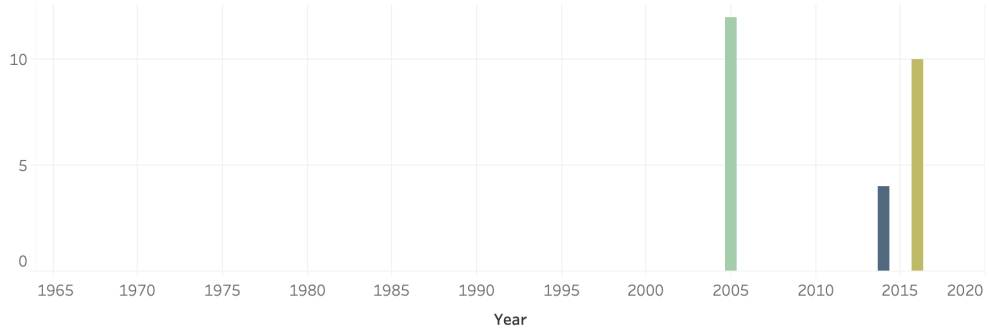
A2. #papers, by year of publication



B1. #citations



B2. #citations, by year of publication



C. Papers

Row	Paper-Id	Paper-Title	Author(s)	Year	Url	#citations
1	W05-0504	Refining the SED Heuristic for Morpheme Discovery: Another Look at S...	Hu, Yu and Matveeva, Irina and ..	2005	htt..	12.000
2	W16-5803	Word-Level Language Identification and Predicting Codeswitching Point..	Piergallini, Mario and Shirvani, ..	2016	htt..	10.000
3	L14-1-686	Morphological parsing of Swahili using crowdsourced lexical resources	Littell, Patrick and Price, Kaitly..	2014	htt..	4.000
4	W09-0702	The SAWA Corpus: A Parallel Corpus English - Swahili	Pauw, Guy De and Wagacha, Pe..	2009	htt..	
5	C04-1037	Optimizing disambiguation in Swahili	Hurskainen, Arvi	2004	htt..	

D. Authors

Row	Author-name	#citations
1	Sprague, Colin	12.000
2	Matveeva, Irina	12.000
3	Hu, Yu	12.000
4	Goldsmith, John	12.000
5	Shirvani, Rouzbeh	10.000
6	Piergallini, Mario	10.000
7	Gautam, Gauri Shan..	10.000
8	Chouikha, Mohamed	10.000
9	Price, Kaitlyn	4.000
10	Littell, Patrick	4.000

E. Search by year of publication, title term (unigram, bigram), or author name

Year of publication: 1965 2019

Unigram Bigram Author Name

F4. Languages

		#papers										
		5 <input type="text"/> 1,837										
afrikaans 10	bulgarian 48	czech 111	filipino 15	hebrew 47	interlingua 20	korean 231	mandarin 212	portuguese 162	slovak 7	sloven 21	spanis 230	swahili 5
amharic 16	cantonese 19	danish 68	finnish 44	hindi 177	inuktitut 6	kurdish 7	mongolian 9	romanian 63	swedish	thai 68	turki 87	urdu 64
arabic 550	catalan 20	dutch 135	french 362	hungarian 56	irish 17	latin 32	norwegian 54	russian 120	tagalog			
assamese 8	chinese 1,837	english 1,238	galician 7	icelandic 17	italian 141	malay 8	persian 60	sanskrit 25	tamil	uyghur	wels 6	
basque 64	croatian 57	estonian 35	german 405	indonesian 35	japanese 711	malayalam 15	polish 98	serbian 20	telugu	vietnamese		

Figure 20: NLP Scholar: After clicking on 'Swahili' in the languages treemap (F4).