

# Spectral statistics of Toeplitz matrices

Eugene Bogomolny

*LPTMS, CNRS, Univ. Paris-Sud, Université Paris-Saclay, 91405 Orsay, France*

(Dated: June 5, 2022)

## Abstract

It is demonstrated numerically that spectral statistics of complex hermitian random Toeplitz matrices with i.i.d. Gaussian distributed matrix elements is well approximated by the semi-Poisson distribution belonging to intermediate type statistics. The origin of such behaviour is the fact that the Fourier transformed random Toeplitz matrix has the same slow decay outside the main diagonal as critical random matrix ensembles. For real random Toeplitz matrices diagonal matrix elements of the Fourier transformed Toeplitz matrix are doubly degenerated and their spectral statistics is close to the Poisson distribution. The findings open new perspective in intermediate statistics.

Random matrices in physics firstly appeared as a tool for simplified description of complicated (and mostly unknown) quantum Hamiltonian of heavy nuclei [1]. Later the idea of statistical characterisation of physical and mathematical systems with complex behaviour becomes ubiquitous and has been successfully applied to a huge variety of different problems ranging from chaotic systems [2] and number theory [3] to quantum gravity [4], [5]. Physical applications were accompanied by quick increase of mathematical results in random matrix theory (RMT). Besides many others it is worth to mention the exact calculations of eigenvalue distributions for invariant random matrix ensembles [6] and the proof of their universality for wider classes of matrices [7].

One of the oldest class of matrices being investigated is the Toeplitz matrices for which matrix elements  $T_{mn}$  depend only on the difference of indices  $m - n$

$$T_{mn} = a_{m-n}, \quad 1 \leq m, n \leq N \quad (1)$$

for a certain vector  $a_t$  with  $t = -(N-1), \dots, (N-1)$ .

Such matrices arise naturally in many branches of mathematics and physics, such as differential and integral equations, functional analysis, probability theory, numerical analysis, theory of stationary processes, signal processing etc. (see e.g. [8], [9] and references therein). One of the impressive development in this field was the asymptotic calculation of the determinants for different classes of Toeplitz matrices, starting with the classical work of Szegő [10] and resulting in the proof of the Fisher-Hartwig conjecture [11].

Random (real symmetric) Toeplitz matrices where  $a_n$  are independent real random variables were briefly introduced in [12] where the question of their mean level density had been posed. In [13], [14] it has been proved that the density of normalised eigenvalues for  $N \times N$  real symmetric Toeplitz matrices for i.i.d.  $a_n$  with zero mean value and unit variance (and finite higher moments) converges in the limit  $N \rightarrow \infty$  to a new universal distribution

$$\lim_{N \rightarrow \infty} \frac{1}{N} \sum_{j=1}^N \delta\left(E - \frac{e_j}{\sqrt{N}}\right) = \rho(E) \quad (2)$$

independent on the distribution of  $a_n$ . The form of  $\rho(E)$  seems to be intractable analytically. In [15] the behaviour of the largest eigenvalues for the above matrices has been investigated.

Surprisingly, a very natural (from quantum chaos point of view) question about the spectral statistics of random Toeplitz matrices seems not to attract attention. Only in the

end of Ref. [14] the authors conjectured that as  $N \rightarrow \infty$  the local spacings between adjacent normalised eigenvalues for real symmetric Toeplitz matrices will be Poissonian.

The main message of this letter is that the spectral statistics of hermitian complex Toeplitz matrices is completely different and well described by the so-called semi-Poisson statistics. The latter had been introduced in [16] as describing statistical properties of eigenvalues when only the nearest pairs interact as in RMT. The semi-Poisson statistics is quite special and differs from the Poisson distribution typical for integrable models as well as from the Wigner-Dyson statistics appeared for chaotic systems. It serves usually as a reference point for the intermediate statistics observed in certain models. The characterised features of such statistics are (i) linear repulsion of eigenvalues at small distances as for usual RMT and (ii) exponential decrease of the nearest-neighbour distribution at large distances as for the Poisson distribution. Such behaviour has been firstly observed in the Anderson model at the point of metal-insulator transition [17] and later in certain pseudo-integrable billiards [18], [19]. For example, the semi-Poisson statistics describes well eigenvalue distribution for a rectangular billiard with the barrier in the centre [20] and also appears as a particular case of spectral statistics of interval-exchange map [21] related with the Lax matrix for an integrable Ruijsenaars-Schneider model [21]-[23].

Two types of Toeplitz matrices (1) are considered below: (i) complex hermitian matrices where the real and imaginary parts of  $a_n$  with  $a_{-n} = a_n^*$  are i.i.d. Gaussian random variables with zero mean and unit variance and (ii) real symmetric matrices where  $a_n$  with  $a_{-n} = a_n$  are real i.i.d. Gaussian random variables [24]. For each matrix its eigenvalues,  $e_k$  and eigenfunctions,  $\Psi_j(e_k)$ , are calculated numerically from the usual equation

$$\sum_{n=1}^N a_{m-n} \Psi_n(e_k) = e_k \Psi_m(e_k). \quad (3)$$

Our conclusions are based on numerical calculations of different spectral correlation functions for these types of matrices. For the semi-Poisson (cf. [16], [25]) and the Poisson distributions they are known analytically and are cited in Table I. The nearest-neighbour distribution  $P_n(s)$  is the probability that two eigenvalues are separated by interval  $s$  and there are exactly  $n$  eigenvalues inside this interval. The expressions in Table I correspond to the unfolded spectrum normalised to unit density,  $s = \bar{d}(e_{j+1+n} - e_j)$  where  $e_j$  is an ordered set of eigenvalues and  $\bar{d}$  is the mean density. Another characteristic quantity indicated in that Table is the two-point correlation formfactor which can conveniently be calculated from the

unfolded spectrum by the following expression

$$K(\tau) = \lim_{N \rightarrow \infty} \left\langle \frac{1}{N} \left| \sum_{j=1}^N e^{2\pi i \bar{e}_j \tau} \right|^2 \right\rangle \quad (4)$$

where the average is taken over different realisations of the random matrix. To avoid the unfolding it is convenient to calculate the probability distribution of ratio of 3 consecutive eigenvalues  $r = (e_{j+2} - e_{j+1})/(e_{j+1} - e_j)$  [26]. The expected formulas for this distribution are presented in the third row of Table I.

The results of calculations are summarised at Figs. 1, 2 for complex hermitian Toeplitz matrices and at Figs. 3, 4 for real symmetric matrices. In each plot two sets of data are superposed. One corresponds to  $200 \times 200$  matrices averaged over 10000 realisations. The second is the result of calculations for  $1000 \times 1000$  matrices averaged over 1000 realisations. Only minor changes were observed with increasing the matrix dimensions and/or the number of realisations.

At Fig. 1 the comparison between the first three nearest-neighbour distributions calculated numerically for complex hermitian Toeplitz matrices and the semi-Poisson formulas is presented. In calculations only 60% of eigenvalues around the maximum of the spectral density were taken into account and the spectrum was unfolded by using a third degree polynomial. The agreement is quite good and it seems that with increasing of matrix dimensions the observed distributions are slightly closer to the semi-Poisson ones (see Insert in this figure). At Fig. 2 the results of calculations of the probability distribution of ratio of three nearest eigenvalues and the two-point formfactor for complex matrices are depicted. The agreement with the semi-Poisson formulas is evident. In particular, the level compressibility,  $\chi = \lim_{\tau \rightarrow 0} K(\tau)$ , is close to 0.5 which is the characteristics value for the semi-Poisson distribution [27]. All obtained results clearly indicate that spectral correlation functions for complex Toeplitz matrices are very close to the semi-Poisson predictions.

At Figs. 3, 4 the same correlation functions but for real symmetric Toeplitz matrices are plotted. In this case the results are close to the Poisson distributions as was conjectured in [14] though small deviations are observed (see Insert at Fig. 3). To see clearly the size of these deviations the nearest-neighbour distribution at this figure was fitted by ad hoc expression

$$P_{\text{fit}}(s) = 0.92 e^{-0.96s} + 0.68 e^{-13.7s} \quad (5)$$

Correlation functions	Semi-Poisson distribution	Poisson distribution
$P_n(s)$	$\frac{2^{2(n+1)}}{(2n+1)!} s^{2n+1} e^{-2s}$	$\frac{s^n}{n!} e^{-s}$
$K(\tau)$	$\frac{2 + \pi^2 \tau^2}{4 + \pi^2 \tau^2}$	1
$P(r)$	$\frac{6r}{(1+r)^4}$	$\frac{1}{1+r^2}$

TABLE I. Main correlation functions for the semi-Poisson and the Poisson distributions

which should be compare with the Poisson value:  $P_p(s) = \exp(-s)$ . As shown at Insert of this figure the fit describes the data quite well. A deviation from the Poisson prediction is also observed for the ratio distribution (cf. Fig. 4). The fitting formula

$$P_{\text{fit}}(r) = \frac{1.51}{1 + 5.44r + 0.90r^2} \quad (6)$$

works better. These deviations may be interpreted as the existence for real random Toeplitz matrices of a small excess of close-by levels which looks natural as in the Fourier space such matrices have doubly degenerated diagonal part (see below).

In addition to spectral statistics of eigenvalues of Toeplitz matrices it is of importance to investigate statistical properties of their eigenfunctions. In usual ensembles of random matrices eigenfunctions are invariant over rotations [6] and in almost all coordinates they are fully extended. This is not the case for non-invariant models. Eigenfunctions of complex Toeplitz matrices in coordinate space given by (3) look as fully extended. From experiences with models with intermediate statistics [28], [29] it follows that the same eigenfunctions in the momentum representation are completely different and they may and will have non-trivial fractal dimensions. The later are defined from the scaling of eigenfunction moments with matrix dimensions (see e.g. [28])

$$M_q = \left\langle \sum_{n=1}^N |\Psi_n(e)|^{2q} \right\rangle \xrightarrow{N \rightarrow \infty} C N^{-\tau(q)}. \quad (7)$$

Here  $\Psi_j(e)$  is the eigenfunction corresponded to an eigenvalue  $e$  (assumed normalised) and the average is taken over a small energy window and different realisation of random matrices. The exponent,  $\tau(q)$ , defines the fractal dimension:  $D_q = \tau(q)/(q-1)$ . Physically fractal dimensions determine how many important components have eigenfunctions in a certain

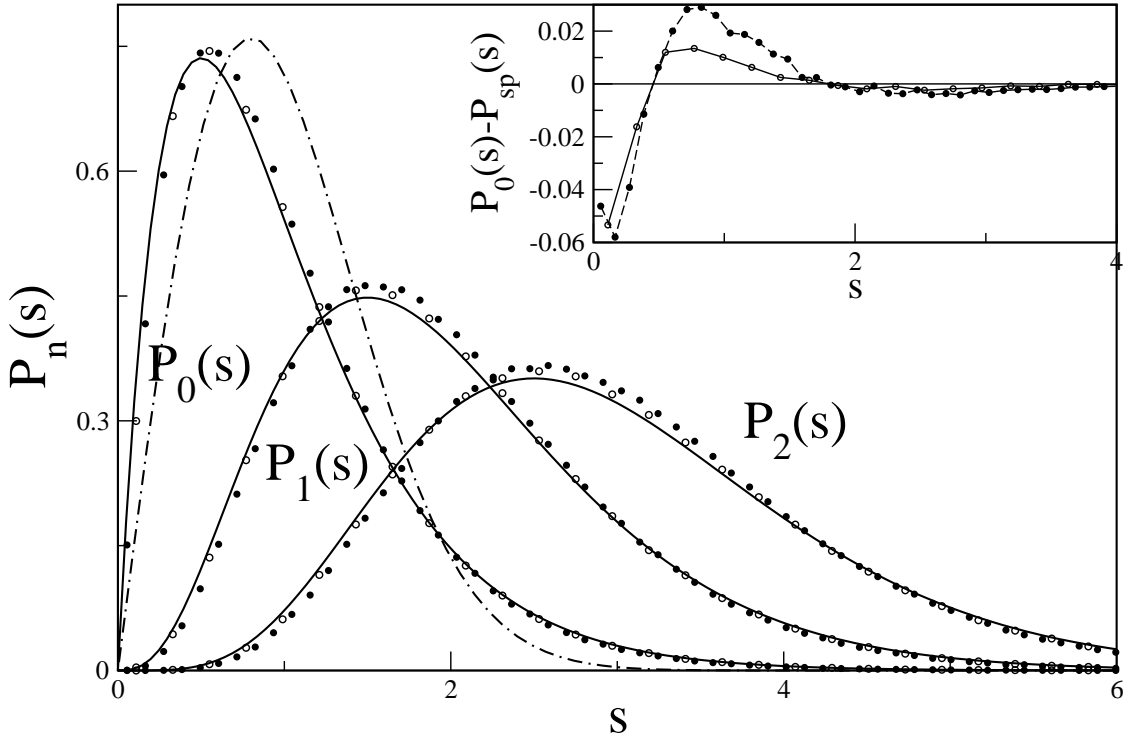


FIG. 1. Three nearest-neighbour distributions for complex hermitian Toeplitz matrices. Filled circles are results for  $200 \times 200$  matrices and 10000 realisations. Open circles are data for  $1000 \times 1000$  matrices and 1000 realisations. The solid lines indicate the corresponding semi-Poisson formulas. Dashed-dotted line is the Wigner surmise for the nearest-neighbour distribution for the usual Gaussian orthogonal ensemble:  $P_W(s) = \pi/2s \exp(-\pi s^2/4)$ . Insert: the difference between the nearest-neighbour distribution computed numerically and the semi-Poisson formula:  $P_{sp}(s) = 4s \exp(-2s)$ .

scale. For fully extended eigenfunctions  $D_q = 1$  and for localised eigenfunctions  $D_q = 0$ . The case when  $D_q$  depends on  $q$  corresponds to multifractal eigenfunctions.

For Toeplitz matrices (1) eigenfunctions in the momentum representation can be calculated either by the direct Fourier transform of eigenfunctions of (1)

$$\hat{\Psi}_p(e) = \frac{1}{\sqrt{N}} \sum_{j=1}^N e^{2\pi i p j/N} \Psi_j(e) \quad (8)$$

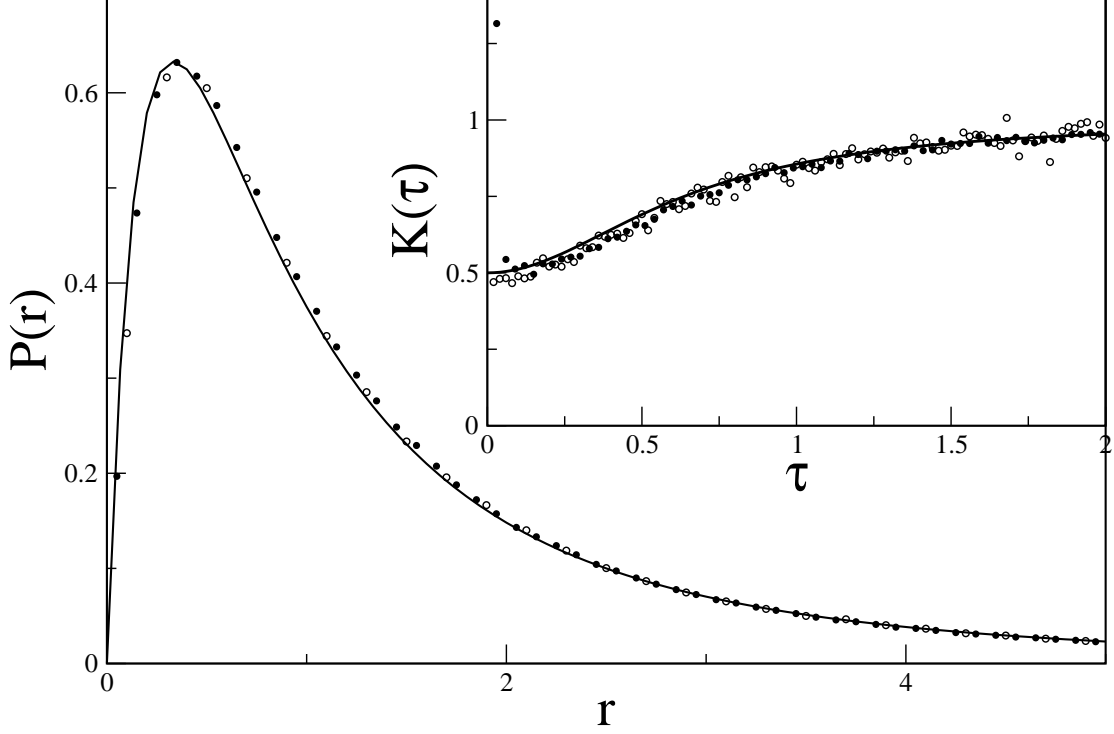


FIG. 2. Comparison between the numerically calculated probability distribution of the ratio of 3 consecutive eigenvalues and the semi-Poisson prediction. Insert: Comparison between the two-point formfactor and the semi-Poisson prediction.

or by the diagonalisation of the hermitian Toeplitz matrix in the momentum representation

$$\begin{aligned}\hat{M}_{pr} &= \frac{1}{N} \sum_{m=1}^N \sum_{n=1}^N a_{m-n} e^{2\pi i(mp-nr)/N} \\ &= \xi_p \delta_{pr} + (1 - \delta_{pr}) \frac{2i(\eta_p - \eta_r)}{N(e^{-2\pi i(p-r)/N} - 1)}\end{aligned}\quad (9)$$

where

$$\xi_p = a_0 + 2 \sum_{t=1}^{N-1} \left(1 - \frac{t}{N}\right) \text{Re}(a_t e^{2\pi i t p/N}), \quad (10)$$

$$\eta_p = \sum_{t=1}^{N-1} \text{Im}(a_t e^{2\pi i t p/N}). \quad (11)$$

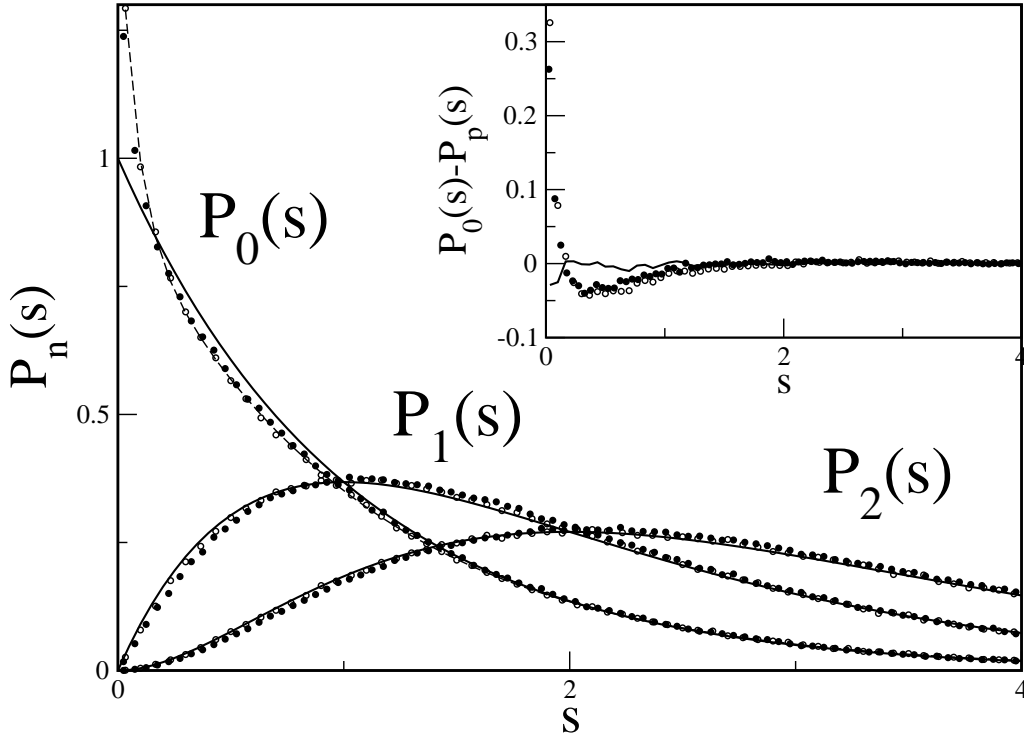


FIG. 3. The same as at Fig. 1 but for real symmetric Toeplitz matrices. Solid lines indicate the Poisson predictions to the considered quantities. Dashed line shows the fit (5) to the nearest-neighbour distribution. Insert shows the difference between the numerical nearest-neighbour distribution and the Poisson prediction:  $P_p(s) = \exp(-s)$ . Solid line in the Insert is the difference between the numerics and the fitting formula (5).

Numerical calculations for  $M_{1/2}$ ,  $M_{3/2}$ , and  $M_2$  for the Fourier eigenfunctions (8) were performed. For each momentum the data from numerical diagonalisations of matrices with dimensions  $N = 2^n$  with  $n = 7, 8, 9, 10$  averaged over 1000 realisations were collected. Only eigenfunctions with eigenvalues between  $-2\sqrt{N}$  and  $2\sqrt{N}$  were taken into account. Linear fits in the logarithmic scale work quite well and permit to find the values of fractal dimensions. For complex matrices our calculations suggest that fractal dimensions are non-trivial:  $D_{1/2} \approx 0.6$ ,  $D_{3/2} \approx 0.5$ ,  $D_2 \approx 0.2$ . For real matrices  $D_{1/2} \approx 0.4$ ,  $D_{3/2} \approx 0.09$ ,



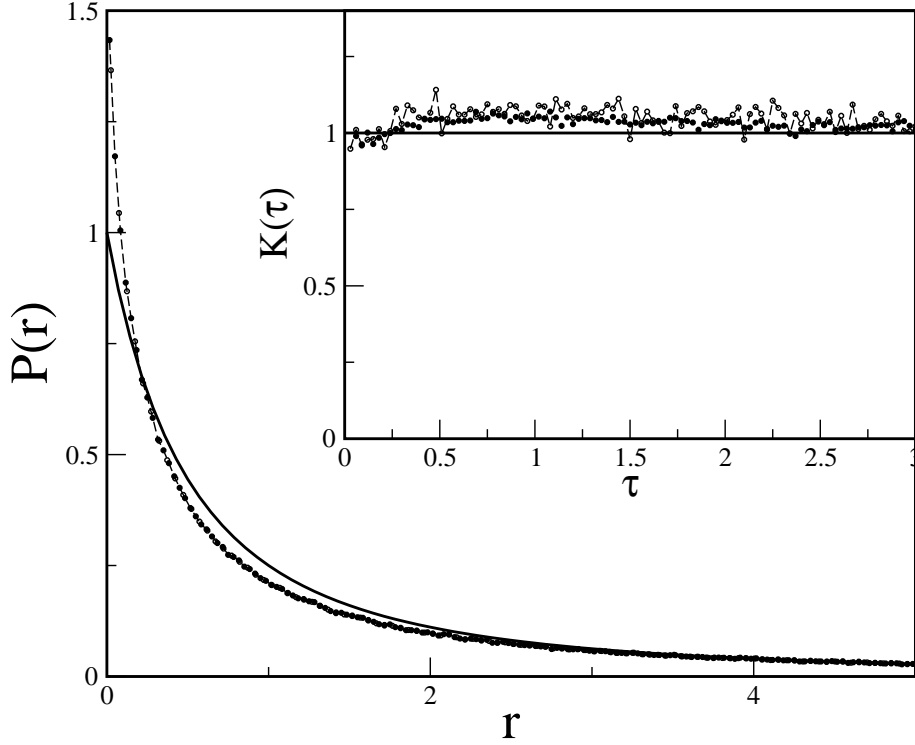


FIG. 4. The same as in Fig. 2 but for real symmetric Toeplitz matrices. Dashed line indicates the fit (6) to the data.

$D_2 \approx 0.08$ . Notice that for real matrices  $D_q$  with  $q > 1$  are small and within the numerical accuracy are consistent with zero which would imply that eigenfunctions for real Toeplitz matrices are localised in the Fourier space which is natural due to the Poissonian character of their spectral statistics. Larger-scale calculations should be performed to determine precise values of fractal dimensions for complex and real Toeplitz matrices.

As  $\text{Re}(a_n)$  and  $\text{Im}(a_n)$  are i.i.d. Gaussian variables with zero mean and unit variance matrix elements (10) and (11) are also Gaussian variables with zero mean and the following

variances

$$\begin{aligned}
\langle \eta_p \eta_r \rangle &= N \delta_{pr} - 1, \\
\langle \xi_p \eta_r \rangle &= (1 - \delta_{pr}) \cot \left( \frac{\pi(p-r)}{N} \right), \\
\langle \xi_p \xi_r \rangle &= -1 + \delta_{pr} \frac{4N^2 - 2}{3N} + \frac{2(1 - \delta_{pr})}{N \sin^2 \left( \frac{\pi(p-r)}{N} \right)}.
\end{aligned} \tag{12}$$

When  $N \rightarrow \infty$  all variables  $\xi_p$  and  $\eta_p$  will be of the order of  $\sqrt{N}$ .

In [30] an ensemble of power law banded random matrices has been investigated. In this ensemble each matrix element  $H_{ij}$  is independent (up to the hermitian symmetry) Gaussian variable with zero mean and variance decreasing as a power from the diagonal;  $\langle H_{pr}^2 \rangle \sim (p-r)^{-2\alpha}$   $p, r \gg 1$ . It was demonstrated in [30] that when  $\alpha > 1$  off-diagonal terms are non-essential and the spectral statistics is the same as that of diagonal elements (i.e. Poissonian). When  $\alpha < 1$  the spectral statistics is that of usual random matrix ensembles. Value  $\alpha = 1$  is special (see also [31]) and corresponds to the so-called critical ensembles characterised by intermediate spectral statistics similar (but in general not equal) to the semi-Poisson distribution and by non-trivial fractal dimensions calculated either numerically or in perturbation series [28], [29].

A characteristic property of matrix  $\hat{M}_{pr}$  in (9) is a linear decrease of matrix elements from the main diagonal,  $\hat{M}_{pr} \sim (\eta_p - \eta_r)/(p-r)$  for  $p, r \ll N$  which is precisely the condition of criticality (and of unusual intermediate-type spectral statistics) in random matrix ensembles [31], [30]. Strictly speaking matrix (9) does not belong to the class of matrices discussed in [31], [30]. But physical arguments in these papers are general and robust and their conclusions are applicable in more general setting [29].

It is important to stress that the property of slow fall-off of matrix elements of Toeplitz matrices in the Fourier space is valid only because  $\eta_p$  in (12) does not decrease for large  $p \ll N$  and  $N \rightarrow \infty$ . But  $\eta_p$  is the Fourier transform of  $a_t$ . For any reasonably smooth functions  $a_t$  its high Fourier harmonics should go to zero and matrix (9) would be not critical. Consequently, its spectral statistics should be the close to the statistics of its diagonal part.

For real random Toeplitz matrices such arguments do not work as their diagonal matrix elements (10) are doubly degenerated  $\xi_p = \xi_{N-p}$  (with  $\eta_p = -\eta_{N-p}$ ) and the off-diagonal terms serve mostly to remove this degeneracy. Such degenerate case was not investigated within critical banded matrix approach. Numerical results at Figs. 3 and 4 suggest that a

certain tendency of gluing levels together remains at least for finite  $N$ .

The main result of this letter is the demonstration that spectral statistics of complex Toeplitz matrices is unusual and in the case of i.i.d. Gaussian matrix elements is surprisingly well described by the semi-Poisson statistics. The root of such behaviour is the closeness of the Fourier transformed Toeplitz matrices to critical random matrix ensembles characterised by a linear decrease of matrix elements from the main diagonal. In turn, this property is related with non-convergence of random Toeplitz matrix symbols. Such conditions are quite robust and should be valid for many random Toeplitz matrices but unfortunately they cannot explain the observed closeness of eigenvalue statistics of complex Toeplitz matrices to the semi-Poisson distribution. The case of real Toeplitz matrices is special as its diagonal elements are doubly degenerated. Numerically spectral statistics of real Toeplitz matrices is close to the Poisson distribution though (for relatively moderate matrix dimensions) small deviations were observed. The intermediate statistics till now appeared only in certain (rare) non-generic models. The facts that (i) Toeplitz matrices appear naturally in very different fields and (ii) their statistical properties are of intermediate type indicate that intermediate statistics in general and the semi-Poisson distribution in particular are more universal than was considered before. Further investigation of these phenomena are of considerable interest.

- 
- [1] E. Wigner, Ann. Math. **62**, 548 (1955); SIAM Review, **9**,1 (1967).
  - [2] O. Bohigas, M.-J. Giannoni, and C. Schmit, Phys. Rev. Lett. **52**, 1 (1984).
  - [3] J.P. Keating and N.C. Snaith, Comm. Math. Phys. **214**, 57 (2000).
  - [4] S. Sachdev and J. Ye, Phys. Rev. Lett. **70**, 3339 (1993).
  - [5] A. Kitaev, <http://online.kitp.ucsb.edu/online/entangled15/> (2015).
  - [6] M.L. Mehta *Random matrices*, Academic Press Inc. 3rd ed. (2004).
  - [7] T. Tao and V. Vu, Acta Math. **206**, 127 (2011).
  - [8] A. Böttcher and B. Silbermann, *Introduction to Large Truncated Toeplitz Matrices*, Springer New York (1999).
  - [9] U. Grenander and G. Szegő, *Toeplitz forms and their applications*, Univ. of California Press, Berkeley, Los Angeles (1958).
  - [10] G. Szegő, *Orthogonal polynomials*, Amer.Math. Soc., Providence, R.I. (1959).

- [11] P. Deift, A. Its, and I. Krasovsky, *Ann. Math.* **174**, 1243 (2011).
- [12] D. Bai, *Statistica Sinica*, 611 (1999).
- [13] W. Bryc, A. Dembo, and T. Jiang, *Ann. Probab.* **34**, 1 (2006).
- [14] C. Hammond, S. J. Miller, *J. Theor. Probab.* **18**, 537 (2005).
- [15] A. Sen and B. Virág, *Ann. Probab.* **41**, 4050 (2013).
- [16] E. Bogomolny, U. Gerland, and C. Schmit, *Eur. Phys. J. B* **19**, 121 (2001).
- [17] B. I. Shklovskii et al., *Phys. Rev. B* **47**, 11487 (1993).
- [18] P.J. Richens and M.V.Berry, *Physica D*, **2**, 495 (1981).
- [19] E. B. Bogomolny, U. Gerland, and C. Schmit, *Phys. Rev. E* **59**, 1315 (1999).
- [20] J. Wiersig, *Phys. Rev. E* **65**, 046217 (2002).
- [21] E. Bogomolny and C. Schmit, *Phys. Rev. Lett.*, **93**, 254102 (2004).
- [22] E. Bogomolny, O. Giraud, and C. Schmit, *Phys. Rev. Lett.* **103**, 054103 (2009).
- [23] E. Bogomolny, O. Giraud, and C. Schmit, *Nonlinearity*, **24**, 3179 (2011).
- [24] For pure imaginary hermitian Toeplitz matrices with  $a_t = ib_t$  and  $b_t$  with  $t = 1, \dots, N - 1$  being real i.i.d. Gaussian variables the results are practically the same as for complex matrices discussed in the text.
- [25] Y. Y. Atas *et al.*, *J. Phys. A: Math. Theor.*, **46**, 355204 (2013).
- [26] V. Oganessian and D. A. Huse, *Phys. Rev. B* **75**, 155111 (2007).
- [27] Deviations of numerally calculated formfactor at very small  $\tau$  from a  $N$ -independent expression is expected as formally  $K(0) = N$  (see (4)) and an increasingly large number of realisations is required to perform correctly the averaging at very small  $\tau$ .
- [28] F. Evers, A. D. Mirlin, *Rev. Mod. Phys.* **80**, 1355 (2008).
- [29] E. Bogomolny and O. Giraud, , *Phys. Rev. E* **84**, 036212 (2011); *Phys. Rev. E* **85**, 046208 (2012).
- [30] A. D. Mirlin *et al.*, *Phys. Rev. E* **54** , 3221 (1996).
- [31] L. S. Levitov, *Phys. Rev. Lett.* **64**, 547 (1990).