

Zero-bias current induced by periodic drive of any shape

Shmuel Gurvitz^{1,*}

¹*Department of Particle Physics and Astrophysics,
Weizmann Institute of Science, Rehovot 76100, Israel*

(Dated: June 2, 2020)

We investigate time-dependent electron current through a quantum dot under external drive (pulses), coupled to leads at zero bias. Simple analytic expressions for current, generated by periodic pulses of any shape, are obtained without any use of the Floquet expansion. We demonstrate that the current, following a local quench, displays the transient and steady-state behavior, which are described by the same universal function of an external drive. The results are applied for an analysis of the current generated by rectangular and linear form pulses, in comparison with ultra-fast pulses of very high amplitude. Our results are also applicable for study of On-Demand Single-Electron sources.

I. INTRODUCTION

Electron current in a system at equilibrium (zero-bias voltage), induced by external periodical or random time-dependent field, is one of the most interesting features in quantum transport¹⁻³. For its study one can use non-equilibrium Green's function and related techniques⁴, most of them are quite complicated for applications. Alternatively, more convenient Markovian Master equations approach, has been widely used. However, this approach is valid for large bias (V) limit⁵, corresponding to $\Gamma/V \ll 1$ where Γ is the energy levels width. Hence, it is not suitable at zero bias.

In contrast, the Landauer approach to non-interacting electron transport is valid for any bias. Its generalization to time-dependent transport has been done for periodically driven system in⁶. As a result, the static transmission coefficients are replaced by the time-dependent transmissions in the modified Landauer formula. A more general and simple extension, valid for arbitrary time dependent drive, has been proposed by using the single-electron approach (SEA)^{7,8}. It utilizes the single-electron *Ansatz* for the many-electron wave function in the Tunneling Hamiltonian basis. The SEA is very different from standard techniques, and it does not involve the Floquet expansion. It appears very suitable for study electron transport in periodically modulated or in randomly fluctuating potentials⁸⁻¹⁰.

In this paper we apply the SEA to zero-bias current through a quantum dot under periodic external drive of an arbitrary shape. In the case of no drive, the current following a local quench, shows its transient behavior, depending on the initial state of the system. With increase of time, the system reaches its steady-state, which corresponds to zero current. In the case of periodic drive, the current would show the transient and steady-state behavior, as well. However, in contrast with the no-drive case, the steady-state current is not zero, but displaying periodic time-dependence in accordance with the external drive. Nevertheless, its shape would not be the same as that of the drive.

The main question we concentrate on in this research is how looks the time-dependent zero-bias current, generated by an external field. For instance, how the current depends on initial conditions. Another question is related to possibility of finding a non-zero dc-component in the zero-bias current at the steady-state regime, in particular, when the drive is directed in time. Very interesting problem is connected to “instantaneous” drive, representing by ultra-short periodic pulses of very large amplitude. What would be the influence of such instantaneous drive on a free electron propagation between the pulses.

The paper is organized as following. Section 2 presents the SEA and a detailed explanation of how it is applied for evaluation of zero-bias current. Section 3 considers general case of the time-dependent energy level of the dot, where the main result for the time-dependent current is derived. Then it is applied for an analysis of the “rectangular” and “directed in time” drives. Special attention is paid for ultra-fast pulses. Last section is the Summary.

II. SINGLE-ELECTRON MOTION THROUGH QUANTUM DOT

First, we shortly describe the single electron approach to time-dependent transport through time-dependent potentials⁸⁻¹⁰ on an example of single-level quantum dot, coupled with two reservoirs (leads). Fig. 1.

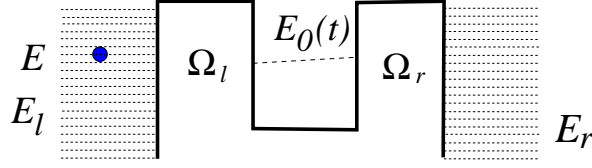


FIG. 1: Quantum dot coupled with two leads, where $E_{l(r)}$ are the energy spectrum in the left (right) lead. E denotes the energy level of one of the leads, occupied by a single electron at $t = 0$.

The system is described by the following Hamiltonian

$$H(t) = \sum_l E_l a_l^\dagger a_l + \sum_r E_r a_r^\dagger a_r + E_0(t) a_0^\dagger a_0 + \left(\sum_l \Omega_l(t) a_l^\dagger a_0 + \sum_r \Omega_r(t) a_r^\dagger a_0 + H.c. \right). \quad (1)$$

Here $a_{l(r)}$ is an electron annihilation operator in the left (right) lead and c_0 is the same for the quantum dot. We adopt a gauge, where tunneling coupling, $\Omega_{l(r)}(t)$, are real valued. The couplings and the energy level of the dot, $E_0(t)$, are time-dependent, while the energy levels of the leads, $E_{l,r}$, are time-independent.

The time-dependent Hamiltonian (1) can be realized experimentally, for instance via external time-dependent gate voltage, applied to the quantum dot (quantum well) or to the barriers. Then the barriers height (h_α) becomes a function of time, $h_\alpha \rightarrow h_\alpha(t)$, where $\alpha = L, R$. In this case time-dependence of the tunneling couplings can factor out¹⁰

$$\Omega_{l,r}(t) = \Omega_\alpha(E) w_\alpha(t). \quad (2)$$

where $E \equiv E_{l,r}$ denotes the energy of the corresponding reservoir state, and $\Omega_\alpha(E) = \Omega_{l,r}(t = 0)$ is tunneling coupling for the time-independent Hamiltonian.

A. Generalized Landauer formula.

It is demonstrated in^{8-10]} that the time-dependent electron current of non-interacting electrons, flowing through mesoscopic systems can be evaluated in the most simple way by using the Landauer-type formula, in terms of the time-dependent single-electron penetration probabilities⁶. For instance, in the case of single dot, Fig. 1, the time-dependent current in a lead α is given by

$$I_\alpha(t) = \int_{-\infty}^{\infty} [T_{\alpha' \rightarrow \alpha}(E, t) f_\alpha(E) - T_{\alpha \rightarrow \alpha'}(E, t) f_{\alpha'}(E)] \frac{dE}{2\pi} + I_\alpha^{(dis)}(t) + I_\alpha^{(0)}(t). \quad (3)$$

Here $T_{\alpha \rightarrow \alpha'}(E, t)$ is the time-dependent transmission probability for a single electron, occupying at $t = 0$ the level E of the lead α , to the lead $\alpha' (\neq \alpha)$ at time t (we adopt the units where $\hbar = 1$ and the electron charge $e=1$). For *time-independent* Hamiltonian, this quantity at $t \rightarrow \infty$ coincides with the standard transmission coefficient, $T(E)$.

The second term, $I_\alpha^{(dis)}(t)$, of Eq. (3) represents the so-called “displacement” current^{6,11}, originated by retardation of the current flowing through the dot to the same lead α . It is given by time-derivative of the dot’s charge, $Q_0^{(\alpha)}(t)$, coming from electrons, occupying the lead α at $t = 0$,

$$I_\alpha^{(dis)}(t) = \pm \dot{Q}_0^{(\alpha)}(t) = \pm \frac{d}{dt} \int_{-\infty}^{\infty} q_0^{(\alpha)}(E, t) f_\alpha(E) \frac{dE}{2\pi} \quad (4)$$

where the sign \pm corresponds to $\alpha = L, R$, respectively, and $q_0^{(\alpha)}(E, t)/2\pi$ is probability for occupying the dot at time t by a single electron, coming from the energy level E of a lead α . The last term, $I_\alpha^{(0)}(t)$, of Eq. (3) is a contribution to the current $I_\alpha(t)$ from a single electron occupying the dot at $t = 0$. It disappears at steady-state limit, $t \rightarrow \infty$.

Note that Eq. (3) determines the electron current in a lead α . The total (circuit) current corresponds to $I(t) = \beta_R I_R(t) + \beta_L I_L(t)$, where the coefficients $\beta_{L,R} = c_{L,R}/(c_L + c_R)$ with $c_{L,R}$ are the capacitances of the left and the right barrier, respectively¹³.

The time-dependent transmission, $T(E, t)$, and occupation of the dot $q_0(t)$ are determined from the Schrödinger equation for a single electron in the representation of tunneling Hamiltonian, Eq. (1). The corresponding wave function in this representation can be written as

$$|\Phi^{(\alpha)}(E, t)\rangle = \left[\sum_l b_l^{(\alpha)}(E, t) c_l^\dagger + b_0^{(\alpha)}(E, t) c_0^\dagger + \sum_r b_r^{(\alpha)}(E, t) c_r^\dagger \right] |0\rangle \quad (5)$$

where $b_{l(r)}^{(\alpha)}(E, t)$ and $b_0^{(\alpha)}(E, t)$ are probability amplitudes of finding the electron at time t at the energy level $E_{l,r}$ of the left or right lead, $\alpha = L, R$, or inside the dot at the level E_0 . The argument E denotes the energy level in left or right lead, occupied by the electron at $t = 0$.

Substituting Eq. (5) into time-dependent Schrödinger equation, $i\partial_t |\Phi^{(\alpha)}(E, t)\rangle = H |\Phi^{(\alpha)}(E, t)\rangle$, we obtain a system of coupled linear differential equations for the amplitudes $b_{l,0,r}^{(\alpha)}(E, t)$. Resolving these amplitudes we find that all amplitudes are directly related to the probability amplitude $b_0^{(\alpha)}(E, t)$ for occupation of the dot at time t , represented by $b_0^{(\alpha)}(E, t) = \Omega_\alpha(E) B_0^{(\alpha)}(E, t) e^{-iEt}$, and obtained from the integro-differential equation¹⁰

$$\dot{B}_0^{(\alpha)}(E, t) = i[E - E_0(t)] B_0^{(\alpha)}(E, t) - \int_0^t G(t, t') e^{iE(t-t')} B_0^{(\alpha)}(E, t') dt' - i w_\alpha(t) \quad (6)$$

where $G(t, t') = \sum_{\alpha'=L,R} G_{\alpha'}(t, t')$, and

$$G_{\alpha'}(t, t') = w_{\alpha'}(t) w_{\alpha'}(t') \int_{-\infty}^{\infty} \Gamma_{\alpha'}(E') e^{iE'(t'-t)} \frac{dE'}{2\pi} \quad (7)$$

where $\Gamma_{\alpha'}(E') = 2\pi \Omega_{\alpha'}^2(E') \varrho_{\alpha'}(E')$ with $\varrho_\alpha(E')$ is density of states of a lead α .

Finally, the amplitude $B_0^{(\alpha)}(E, t)$ determines the probability of finding the dot occupied by an electron, coming from the energy level E of the lead $\alpha = L, R$, and the time-dependent transmission probabilities, $T_{\alpha \rightarrow \alpha'}(E, t)$, given by¹⁰

$$q_0^{(\alpha)}(E, t) = \Gamma_\alpha(E) |B_0^{(\alpha)}(E, t)|^2 \quad (8)$$

$$T_{\alpha \rightarrow \alpha'}(E, t) = 2\Gamma_\alpha(E) \text{Re} \int_0^t B_0^{(\alpha)*}(E, t) B_0^{(\alpha)}(E, t') G_{\alpha'}(t, t') e^{i(E-E')t} dt' \quad (9)$$

Substituting these quantities, $T_{\alpha \rightarrow \alpha'}(E, t)$ and $q_0^{(\alpha)}(E, t)$, in the Landauer-type formula, Eq. (3), we obtain the time-dependent current in the lead $\alpha = L, R$.

Note, that the last term of Eq. (3), representing decay of the initially occupied quantum dot, is given the time-dependent probability amplitude $b_0^{(0)}(t)$, Eq. (5), obtained from the integro-differential equation (c.f. with Eq. (6))

$$\dot{b}_0^{(0)}(t) = -i E_0(t) b_0^{(0)}(t) - \int_0^t G(t, t') b_0^{(\alpha)}(t') dt', \quad (10)$$

where the corresponding single-electron current in the lead α , is given by^{9,10}

$$I_\alpha^{(0)}(t) = \mp 2 \text{Re} \int_0^t b_0^{(0)*}(t) b_0^{(\alpha)}(t') G_\alpha(t, t') dt', \quad (11)$$

where the sign \mp corresponds to $\alpha = L, R$.

B. Markovian leads.

In the following we applied the above results to the case of Markovian leads (wide-band limit), $G_{\alpha'}(t, t') = \Gamma_{\alpha'} w_{\alpha'}^2(t) \delta(t - t')$, Eq. (7), where $\Gamma_{\alpha} = 2\pi\Omega_{\alpha}^2 \varrho_{\alpha}$ is energy independent. Then Eqs. (6), (11) become

$$\dot{B}_0^{(\alpha)}(E, t) = i \left[E - E_0(t) + i \frac{\Gamma(t)}{2} \right] B_0^{(\alpha)}(E, t) - i w_{\alpha}(t) \quad (12a)$$

$$\dot{b}_0^{(0)}(t) = -i \left[E_0(t) - i \frac{\Gamma(t)}{2} \right] b_0^{(0)}(t) \quad (12b)$$

where $\Gamma(t) = \Gamma_L w_L^2(t) + \Gamma_R w_R^2(t)$ is a total time-dependent width. Solving these equations we obtain⁸⁻¹⁰

$$B_0^{(\alpha)}(E, t) = -i e^{i\phi(E, t)} \int_0^t w_{\alpha}(t') e^{-i\phi(E, t')} dt' \quad \text{and} \quad |b_0^{(0)}(t)| = |b_0^{(0)}(0)| e^{-\frac{1}{2} \int_0^t \Gamma(t') dt'}, \quad (13)$$

where

$$\phi(E, t) = Et - \int_0^t \left[E_0(t') - i \frac{\Gamma(t')}{2} \right] dt'. \quad (14)$$

Respectively, the time-dependent penetration probability, Eq. (9), is given by

$$T_{\alpha \rightarrow \alpha'}(E, t) = q_0^{(\alpha)}(E, t) \Gamma_{\alpha'}(E) w_{\alpha'}^2(t) \quad (15)$$

where $q_0^{(\alpha)}(E, t)$ is given by Eq. (8). Using this quantity, we can evaluate the electron current in a lead $\alpha = L, R$ via Eq. (3), where the displacement current is obtained from Eq. (4) and the electron current, $I_{\alpha}^{(0)}(t)$, Eq. (11), generated by the electron decay from the initially occupied dot to the lead α is given by

$$I_{\alpha}^{(0)}(t) = \mp P_0 \Gamma_{\alpha} w_{\alpha}^2(t) e^{-\int_0^t \Gamma(t') dt'}. \quad (16)$$

Here $P_0 = |b_0^{(0)}(0)|^2$ is the probability of finding the dot occupied at $t = 0$.

Equations (13)-(14) represent exact result for time-dependent electron transport in wide-band limit for arbitrary time-dependence of the energy level and tunneling barriers. Note, that in the case of time-independent Hamiltonian, $E_0(t) = E_0$ and $w_{L,R} = 1$, one easily obtains from Eqs. (13)-(15) that $T_{L \rightarrow R} = T_{R \rightarrow L} \equiv T(E, t)$, where

$$T(E, t) = \frac{\Gamma_L \Gamma_R}{(E - E_0)^2 + \frac{\Gamma^2}{4}} \left[1 - 2 \cos(Et) e^{-\frac{\Gamma}{2}t} + e^{-\Gamma t} \right], \quad \text{and} \quad \Gamma = \Gamma_L + \Gamma_R. \quad (17)$$

C. Zero-bias current.

Using Eqs. (8), (15) and (16) we can write the zero bias current in the lead α , Eq. (3), corresponding to $f_L(E) = f_R(E) = f(E)$, as

$$I_{\alpha}^{(zb)}(t) = \int_{-\infty}^{\infty} \left[\Delta T(E, t) \pm \frac{d}{dt} q_0^{(\alpha)}(E, t) \right] f(E) \frac{dE}{2\pi} + I_{\alpha}^{(0)}(t),$$

$$\Delta T(E, t) = T_{L \rightarrow R}(E, t) - T_{R \rightarrow L}(E, t) \quad (18)$$

If the Hamiltonian is *time-independent*, the time-reversal symmetry always holds. It implies that $\Delta T(E, t) \rightarrow 0$ when $t \rightarrow \infty$. The second term vanished as well, since the dot's occupation reaches its steady-state value in this limit. The last term in Eq. (18) is also vanishing for $t \gg 1/\Gamma$, Eq. (16). Thus the zero-bias current disappears when $t \rightarrow \infty$. However, it is not zero in the transient regime (c.f. with Eq. (17)).

For the *time-dependent* Hamiltonian, like Eq. (1), the time-reversal symmetry does not hold, in general. Then the first term of Eq. (18) could survive at $t \rightarrow \infty$, and so the second term (displacement current). However the latter involves the time-derivative. As a result, dc-component of the displacement current should vanish in the steady state limit⁶. In the following we are investigating the time-dependent zero-bias current for whole time-interval.

III. TIME-DEPENDENT ENERGY LEVEL

Now we analyze the zero-bias current, $I_\alpha^{(zb)}(t)$, Eq. (18), generated by the time-dependent energy level, $E_0(t)$, Fig. 1, while the barriers are static ($w_\alpha(t) = 1$ in Eq. (2) and $\Gamma(t) = \Gamma = \Gamma_L + \Gamma_R$ in Eq. (14)). In this case the amplitude $B_0^{(\alpha)}(E, t) \equiv B_0(E, t)$, Eq. (12a), is independent of $\alpha = L, R$. As a result, $\Delta T(E, t) = 0$ at *any* time t , as follows from Eqs. (8), (15). Then the zero-bias current is given by the second and the last terms of Eq. (18).

Let us consider periodic drive of a period τ , applied to energy level of the dot,

$$E_0(t) = E_0 + u \tilde{g}(t), \quad \text{where} \\ \tilde{g}(t) \equiv g\left(\frac{t}{\tau} - n\right) \equiv g(x), \quad \text{and} \quad n \equiv n(t) = \text{Quotient}(t, \tau). \quad (19)$$

Note that $g(x)$ can be any function of the argument $x \equiv (t/\tau) - n$, defined on interval $0 < x < 1$.

Since the drive $\tilde{g}(t)$ is periodic in time, it is convenient to split the integration region of Eq. (13) in n segments of length τ , by writing this equation as

$$B_0(E, t) = -ie^{i\phi(E, t)} \left[\sum_{j=0}^{n-1} \int_{j\tau}^{(j+1)\tau} e^{-i\phi(E, t')} dt' + \int_{n\tau}^t e^{-i\phi(E, t')} dt' \right], \quad (20)$$

where $j = \text{Quotient}(t', \tau)$. Respectively, Eq. (14) for $\phi(E, t')$ reads

$$\phi(E, t') = \left(E - E_0 + i\frac{\Gamma}{2}\right)t' - u \int_0^{t'} \tilde{g}(t'') dt'' = zt' - j u \int_0^\tau \tilde{g}(t'') dt'' - u \int_{j\tau}^{t'} \tilde{g}(t'') dt'', \quad (21)$$

with $z = E - E_0 + i\Gamma/2$. Replacing $t' = (x' + j)\tau$ and $t'' = (x'' + j)\tau$, where $0 < x' < 1$, we rewrite Eq. (21) as

$$\phi(E, t') = j(z - u\bar{\varphi})\tau + [zx' - u\varphi(x')]\tau, \quad \text{where} \quad \varphi(x') = \int_0^{x'} g(x'') dx'' \quad \text{and} \quad \bar{\varphi} = \varphi(1), \quad (22)$$

Substituting Eq. (22) into Eq. (20), one finds a geometrical series, so the sum over j in the first term of Eq. (20) can be easily performed. One finds

$$\sum_{j=0}^{n-1} \int_{j\tau}^{(j+1)\tau} e^{-i\phi(E, t')} dt = \frac{e^{-i(z-u\bar{\varphi})\tau n} - 1}{e^{-i(z-u\bar{\varphi})\tau} - 1} \mathcal{F}(E, 1) \quad \text{and} \\ \int_{n\tau}^t e^{-i\phi(E, t')} dt' = e^{-i(z-u\bar{\varphi})\tau n} \mathcal{F}(E, x), \quad (23)$$

where

$$\mathcal{F}(E, x) = \int_0^x e^{-i[zx' - u\varphi(x')]\tau} \tau dx'. \quad (24)$$

Finally, taking into account that $|e^{i\phi(E, t)}|^2 = e^{-\Gamma t}$, we obtain after some algebra

$$|B_0(E, t)|^2 = \left| \frac{e^{iz'x\tau} - e^{iz't}}{e^{-iz'\tau} - 1} \mathcal{F}(E, 1) + e^{iz'x\tau} \mathcal{F}(E, x) \right|^2 \quad (25)$$

where $z' = z - u\bar{\varphi} = E - E_0 - u\bar{\varphi} + i\Gamma/2$. Note that $u\bar{\varphi}$ is energy shift of the level E_0 due to an external drive. Substituting Eq. (25) into Eqs. (8) and (18), we obtain the time-dependent zero-bias current in lead α , following a local quench at $t = 0$,

$$I_\alpha^{(zb)}(t) = \pm \Gamma_\alpha \frac{d}{dt} \int_{-\infty}^{\infty} |B_0(E, t)|^2 f(E) \frac{dE}{2\pi} \mp P_0 \Gamma_\alpha e^{-\Gamma t}, \quad (26)$$

where the sign \mp corresponds to $\alpha = L, R$ and P_0 is the probability of finding the dot occupied at $t = 0$.

Equations (25), (26) represent complete solution of the problem, valid for any external periodic drive. It is remarkable, that the current in a whole time-region ($0 < t < \infty$) is determined by the same “universal” function $\mathcal{F}(E, x)$, Eq. (24) (where $0 < x \leq 1$), valid for any strength and shape (u and $g(x)$) of the external drive. We emphasize that Eq. (26) is equally applicable for the case of one lead, coupled to a quantum dot (“On demand Single-Electron sources”^{14–16}). It corresponds to $\Gamma_L = 0$, so that $\Gamma_R = \Gamma$.

One finds that a factor $e^{iz't} \sim e^{-\Gamma t/2}$ in the first term of Eq. (25), decreases exponentially with time. Therefore, it is important only in the transient region, $t < 1/\Gamma$. With increase of time, $t \gg 1/\Gamma$, the amplitude $B_0(E, t)$ reaches its steady-state regime, $B_0(E, t) \rightarrow \bar{B}_0(E, t)$. In this case the steady-state zero-bias current, given by

$$\bar{I}_\alpha^{(zb)}(x) = \pm \Gamma_\alpha \frac{d}{\tau dx} \int_{-\infty}^{\infty} e^{-\Gamma \tau x} \left| \frac{\mathcal{F}(E, 1)}{e^{-iz'\tau} - 1} + \mathcal{F}(E, x) \right|^2 f(E) \frac{dE}{2\pi}, \quad (27)$$

is a function of the variable $x \equiv x(t)$, only. Therefore the steady-state current is periodic in t with a period τ and is independent of the initial conditions.

It is instructive to apply Eq. (26) to the case of no drive, $u = 0$ and $z' = z$. Then one finds from Eq. (24) that $\mathcal{F}(E, x) = i(e^{-iz\tau x} - 1)/z$, where the zero-bias current, obtains from Eqs. (25), (26), is

$$I_\alpha^{(zb)}(t)/\Gamma_\alpha = \pm \int_{-\infty}^{\infty} \frac{1 - 2e^{-\frac{\Gamma}{2}t} \cos(E - E_0)t + \Gamma e^{-\Gamma t}}{(E - E_0)^2 + \frac{\Gamma^2}{4}} f(E) \frac{dE}{2\pi} \mp P_0 e^{-\Gamma t} \quad (28)$$

As expected, the current is independent of τ and vanishes at $t \rightarrow \infty$.

Next we apply our results for two particular cases of an external periodic drive, designated as “rectangular” and “directed in time” drive, Fig. 2.

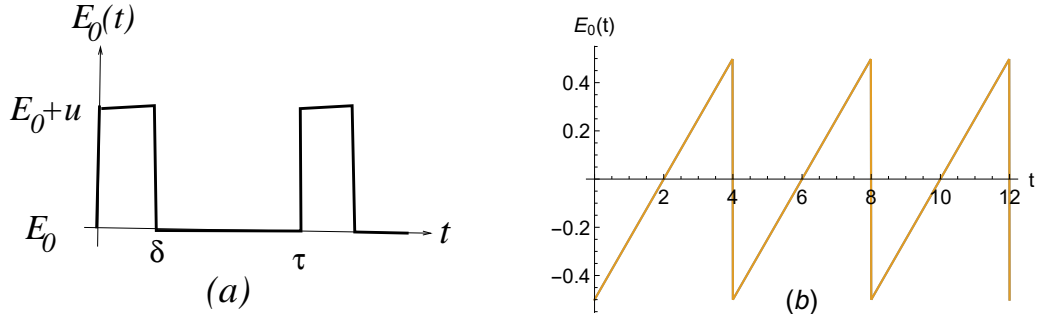


FIG. 2: Two examples of time-dependent energy level of the dot, driven by an external source: (a) rectangular drive, and (b) directed in time drive.

A. Rectangular drive.

Let us consider the energy level of the dot modulated by rectangular pulses of a width δ applied periodically with a period $\tau > \delta$, Fig. 2a. This corresponds to $g(x) = \theta(\eta - x)$ in Eq. (19), where $\eta = \delta/\tau$ and $\theta(x)$ is the Step-Function ($\theta(s) = 0$ for $s < 0$ and $\theta(s) = 1$ for $s > 0$). Substituting $g(x)$ into Eqs. (22), (24), one finds $\varphi(x) = x\theta(\eta - x) + \eta\theta(x - \eta)$ and

$$\mathcal{F}(E, x) = i \frac{e^{-i(z-u)\tau x} - 1}{z - u} \theta(\eta - x) + i \left[\frac{e^{-i(z-u)\delta} - 1}{z - u} + \frac{e^{-iz\tau x} - e^{-iz\delta}}{z} e^{iu\delta} \right] \theta(x - \eta). \quad (29)$$

Then using Eqs. (25), (26), we find the zero-bias current as a function of time.

Most interesting case is related to very short (instantaneous) pulses, applied to the dot’s energy level. Indeed, each of the pulses (kicks) acts on the system during an infinitely small interval. The question is what would be an impact of such a process on electron motion between the pulses for transient and steady-state regimes. For this reason, we consider the limit of $\delta \rightarrow 0$ and $u \rightarrow \infty$, providing that their product, $u\delta = \kappa$, remains constant. Then Eq. (29) becomes $\mathcal{F}(E, x) = i(e^{-iz\tau x} - 1)e^{i\kappa}/z$ where $z = E - E_0 + i\Gamma/2$. Hence, besides an overall factor $e^{i\kappa}$, the function

$\mathcal{F}(E, x)$ is the same as in the absence of driving, $u = 0$. The effect of instantaneous periodic drive is accounted only by the energy argument (z') in the exponential pre-factors of Eq. (25), containing an effective energy shift of the dot's level ($\bar{\varphi} = \kappa/\tau$). One obtains after some algebra

$$|B_0(E, t)|^2 = \frac{1}{|z|^2} \left| 1 + C e^{iz\tau x} - e^{iz't + i\kappa x} (1 + C) \right|^2, \quad \text{where } C = \frac{1 - e^{i\kappa}}{e^{i\kappa} - e^{iz\tau}} \quad (30)$$

Substituting it into Eq. (26), we find the zero-bias current at any time t .

As in the general case, Eq. (25), the last term of Eq. (30) drops exponentially with time, ($\propto e^{-\Gamma t/2}$), separating between transient and steady-state regimes. The latter takes place at $t \gg 1/\Gamma$ and is very different from the no-drive case ($\kappa = 0$), where the steady-state current is zero, Eq. (28). However, in the transient regime, distinction from the no-drive case is not that pronounced. The corresponding transient currents display exponential relaxation to the steady-state with similar rates, Eqs. (28), (30).

The steady-state current Eq. (27), given by $|\bar{B}_0(E, t)|^2 = |1 + C e^{iz\tau x}|^2/|z|^2$, Eq. (30), becomes a function of the variable x only, Eq. (19), representing a periodic current of universal shape, determined by one (scaling) parameter $\kappa = u\delta$. It is interesting to make a comparison between zero-bias currents, generated by pulses of finite width δ and the instantaneous pulses of same value of κ . Figure 3 presents the zero-bias current, Eq. (26), driving by rectangular

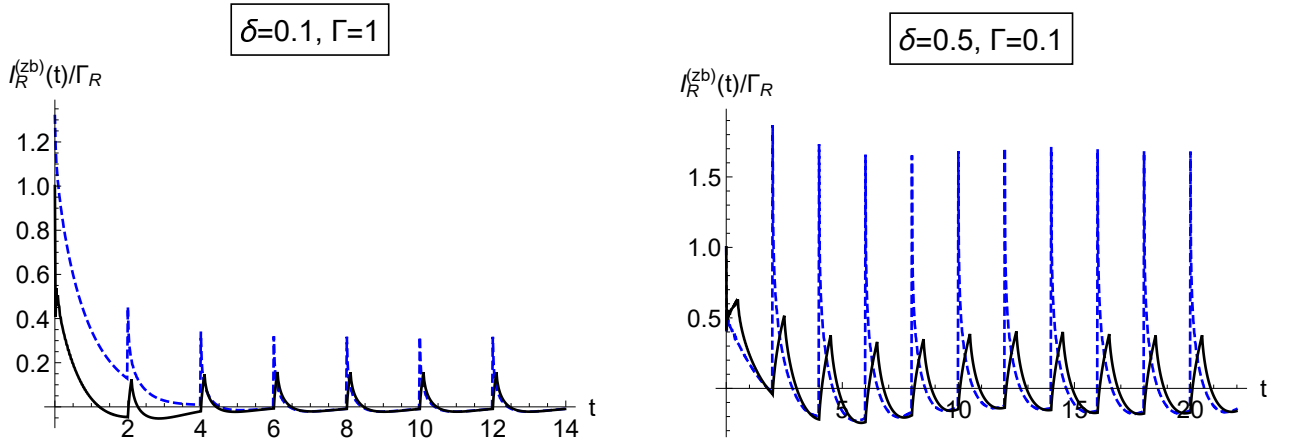


FIG. 3: Zero-bias current generated by rectangular pulses, Fig. 2a, of a period $\tau = 2$ and height $u = 2$, solid (black) lines, in comparison with instantaneous pulses, dashed (blue) lines, Eq. (30), corresponding to $\kappa = .2$ (left panel) and $\kappa = 1$ (right panel).

pulses, Eq. (29). The leads are taken at zero temperature, $f(E) = \theta(\mu - E)$, where μ is the Fermi energy ($\mu = 0$). For the definiteness, we consider the right-lead zero-bias current, $\alpha = R$ in Eq. (26), shown by solid (black) lines for $E_0 = E_0(0) = -1$, $u = 2$, $\tau = 2$ (in arbitrary units) with $\delta = 0.1$, $\Gamma = 1$ (left panel) and $\delta = 0.5$, $\Gamma = 0.1$ (right panel). Dashed (blue) lines show the zero-bias current, generated by instantaneous drive, Eqs. (26), (30), corresponding to $\kappa = 0.2$ (left panel), and $\kappa = 1$ (right panel). Since the energy level E_0 is initially inside the Fermi sea, the dot is considered occupied by an electron at $t = 0$, corresponding to $P_0 = 1$ in Eq. (26).

One finds that $I_R^{(zb)}(t)$ displays very clearly transition between transient and steady-state regimes. In agreement with our analysis of general case, Eq. (25), the transition is much faster for $\Gamma = 1$ (left panel) than for $\Gamma = 0.1$ (right panel). If we compare the zero-bias currents, generated by instantaneous versus finite duration pulses of the same κ , we find that in transient regime the currents are rather different. However, in steady-state regime both currents are very close in time intervals between the pulses, even if the pulses are rather long, like in the right panel. This can indicate on "scaling" in the variable $\kappa = u\delta$, that can be verified experimentally.

It follows from Fig. 3 that the difference between steady-state currents, generated by instantaneous and finite-duration drives, appears only at a moment of pulses. Comparison between left and right panels shows that height of peaks, generated by instantaneous pulses is approximately proportional to κ . That means that this quantity is properly quantifying the impact instantaneous drive on the current.

B. "Directed in time" drive.

Next we consider an another example of the time-dependent energy level, $E_0(t)$, shown in Fig. 2b. It corresponds to $E_0 = 0$ and $g(x) = x - 1/2 \equiv t/\tau - n(t) - 1/2$, Eq. (19). Then $\varphi(x) = \frac{x}{2}(x - 1)$ in Eq. (22). Substituting it to

Eq. (24), one finds

$$\mathcal{F}(E, x) = \frac{1+i}{2} \sqrt{\frac{\pi}{2y}} e^{i\frac{(z\tau-y)^2}{4y}} \left[\text{erf}\left(\frac{z\tau+y}{(1+i)\sqrt{2y}}\right) - \text{erf}\left(\frac{y(1-2x)+z\tau}{(1+i)\sqrt{2y}}\right) \right] \quad (31)$$

where $z = E + i\frac{\Gamma}{2}$, $y = u\tau/2$ and $\text{erf}(x) = \frac{2}{\sqrt{\pi}} \int_0^x e^{-x'^2} dx'$ is an error function. Finally, the zero-bias current in the right lead, $I_R^{(zb)}(t)$, is given by Eq. (26). As in the previous example, we consider the leads at zero temperature, $f(E) = \theta(\mu - E)$.

The results of our numerical calculations are presented in Fig. 4 for two values of Fermi energy $\mu = \pm 1$, where $\Gamma = 1$, $\tau = 2$ (in arbitrary units). The left panel corresponds to $u = 1$, so that the time-dependent energy level, $E_0(t)$ is always inside or outside the Fermi sea for $\mu = \pm 1$, respectively. This would imply that the dot is initially occupied or empty ($P_0 = 1$ or $P_0 = 0$ in Eq. (26)). The time-dependent is shown by dashed (black) or solid (blue) lines, respectively. Right panel corresponds to $u = 3$. In this case the dot's energy level crosses the Fermi level. However, at $t = 0$, it is always inside the Fermi sea. Thus we take $P_0 = 1$ in Eq. (26) for $\mu = \pm 1$.

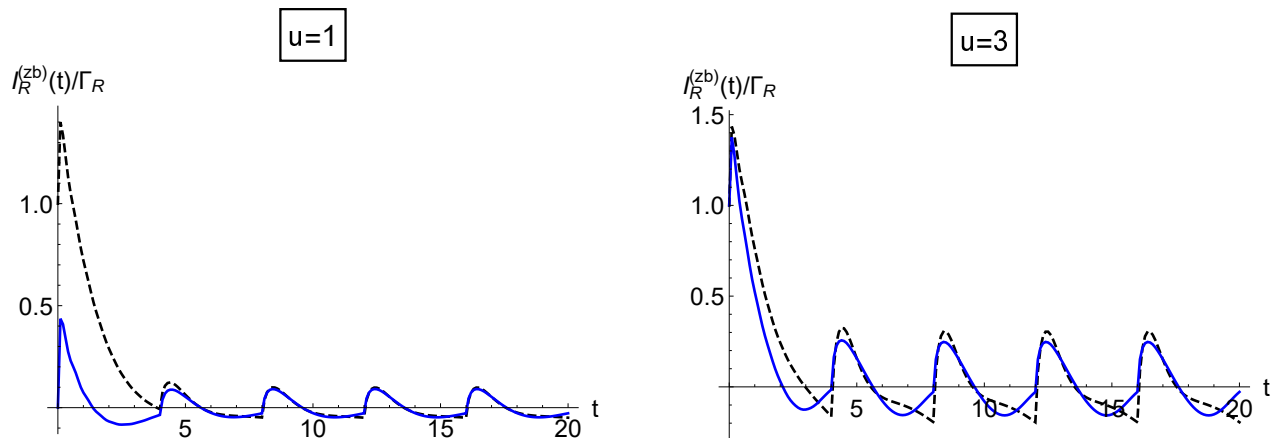


FIG. 4: Zero-bias current generated by directed in time drive, Fig. 2b, of a period $\tau = 2$ and amplitudes $u = 1$ (left panel), $u = 3$ (right panel) for two values of the Fermi energy, $\mu = \pm 1$, dashed (black) and solid (blue) lines respectively.

One finds from this figure that in the steady-state regime, a behavior of the zero-bias current is rather similar to that produced by rectangular pulses of a *finite* width, (solid curves in Fig. 3). One also finds that the steady-states currents generated by the time-dependent level, oscillating inside or outside the Fermi sea, are almost coinciding. This might be a consequence of particle-hole symmetry. In the transient region however, the same currents shown in the left panel, are rather different, in contrast with the right panel. This is due to different initial states of the dot (occupied or not) that affects the transient currents.

IV. SUMMARY

By applying the SEA we derived a new very simple formula for the time-dependent current through a single dot, coupled to two leads at zero bias, or to one lead as in the On-Demand Single-Electron sources. The current is generated by external periodic pulses of arbitrary shape, driving the dot's energy level. According to our formula, the current at any time, following a local quench, is given in terms of an universal function, determined on time-interval of the drive's period.

In contrast with no-drive case, we found the current is time-dependent at the steady-state. However, we proved that the steady-state current averaged over a period is always zero for any external drive (even for a drive directed in time). That implies no directed electron flow in the Markovian leads can be generated at the steady state, by time-dependent external field, driving the dot's energy level.

As an application of our formula we consider rectangular pulses of finite duration versus "instantaneous" pulses of very high amplitude. In the latter case we obtain a simple expression for zero-bias steady-state current, dependent only on a product of the pulse duration by its amplitude. We demonstrate that this result is applicable for pulses of a finite duration as well, thus displaying scaling properties of the zero-bias current.

With respect to the "directed in time" linear drive, we obtained exact analytical expression for the current, valid for any strength of the drive. Using this expression we analyzed two distinctive cases, (a) the time-dependent energy

level is always staying inside (or outside) the Fermi sea, (b) it crosses the Fermi energy. Our result shows that the steady-state current displays similar qualitative behavior for both cases.

Acknowledgment

I thank Michael Moskalets and Oren Raz for very helpful discussions.

-
- * Electronic address: shmuel.gurvitz@weizmann.ac.il
- ¹ P. Brouwer, Phys. Rev. **B58**, R10135 (1998).
 - ² P. Hänggi and F. Marchesoni, Rev. Mod. Phys., **81**, 387 (2009).
 - ³ R. Sanchez, H. Thierschmann and L. Molenkamp, New J. Phys. **19**, 113040 (2017).
 - ⁴ M. Ridley, A. MacKinnon and L. Kantorovich, Phys. Rev. **B95**, 165440 (2017).
 - ⁵ S. Gurvitz and Ya. Prager, Phys. Rev. **B53**, 15932 (1996); S. Gurvitz, Front. Phys. **12**, 120303 (2017).
 - ⁶ S. Kohler, J. Lehmann, and P. Hänggi, Phys. Rep. **406**, 379 (2005).
 - ⁷ S.A. Gurvitz, Phys. Rev. **B44**, 11924 (1991).
 - ⁸ S. Gurvitz, Phys. Scr. **T165**, 014013 (2015).
 - ⁹ S. Gurvitz, A. Aharony and O. Entin-Wohlman, Phys. Rev. **B94**, 075437 (2016).
 - ¹⁰ S. Gurvitz, Journal of Physics A:Mathematical and Theoretical, **52**, 175301 (2019).
 - ¹¹ J.Q. You, C.H. Lam and H.Z. Zheng, Phys. Rev. B **62**, 1978 (2000); G. Stefanucci and C. Almbladh, Phys. Rev. B **69**, 195318 (2004).
 - ¹² D. Cubero and F. Renzoni, Phys. Rev. **E97**, 062139 (2018).
 - ¹³ Y. Blanter and M. Büttiker, Phys. Rep. **336**, 1 (2000).
 - ¹⁴ G. F'ève, A. Mahe, J.-M. Berroir, T. Kontos, B. Placais, D. C. Glattli, A. Cavanna, B. Etienne, and Y. Jin, Science **316**, 1169 (2007).
 - ¹⁵ J. Keeling, A.V. Shytov, and L.S. Levitov, Phys. Rev. Lett. **101**, 196404 (2008).
 - ¹⁶ M. Moskalets, Low Temperature Physics **43**, 865 (2017).