

InfiniteWalk: Deep Network Embeddings as Laplacian Embeddings with a Nonlinearity

Sudhanshu Chanpuriya

University of Massachusetts Amherst
Amherst, Massachusetts

Cameron Musco

University of Massachusetts Amherst
Amherst, Massachusetts

ABSTRACT

The skip-gram model for learning word embeddings [21] has been widely popular, and DeepWalk [25], among other methods, has extended the model to learning node representations from networks. Recent work of Qiu et al. [26] provides a closed-form expression for the DeepWalk objective, obviating the need for sampling for small datasets and improving accuracy. In these methods, the “window size” T within which words or nodes are considered to co-occur is a key hyperparameter. We study the objective in the $T \rightarrow \infty$ limit, which allows us to simplify the expression from [26]. We prove that this limiting objective corresponds to factoring a simple transformation of the pseudoinverse of the graph Laplacian, linking DeepWalk to extensive prior work in spectral graph embeddings.

Further, we show that by applying a simple nonlinear entrywise transformation to this pseudoinverse, we recover a good approximation of the finite- T objective and embeddings that are competitive with those from DeepWalk and other skip-gram methods in multi-label classification. Surprisingly, we find that even simple binary thresholding of the Laplacian pseudoinverse is often competitive, suggesting that the core advancement of recent methods is a non-linearity on top of the classical spectral embedding approach.

CCS CONCEPTS

• Information systems → Data mining; • Computing methodologies → Dimensionality reduction and manifold learning.

KEYWORDS

spectral clustering, node embeddings, node classification, graph Laplacian, DeepWalk

ACM Reference Format:

Sudhanshu Chanpuriya and Cameron Musco. 2020. InfiniteWalk: Deep Network Embeddings as Laplacian Embeddings with a Nonlinearity. In *Proceedings of KDD '20: Proceedings of the 26th ACM SIGKDD International Conference on Knowledge Discovery & Data Mining (KDD '20)*. ACM, New York, NY, USA, 9 pages. <https://doi.org/10.1145/nnnnnnn.nnnnnnn>

1 INTRODUCTION

Vertex embedding is the task of learning representations of graph vertices in a continuous vector space for use in downstream tasks,

Permission to make digital or hard copies of all or part of this work for personal or classroom use is granted without fee provided that copies are not made or distributed for profit or commercial advantage and that copies bear this notice and the full citation on the first page. Copyrights for components of this work owned by others than ACM must be honored. Abstracting with credit is permitted. To copy otherwise, or republish, to post on servers or to redistribute to lists, requires prior specific permission and/or a fee. Request permissions from permissions.acm.org.
KDD '20, August 22–27, 2020, San Diego, CA

© 2020 Association for Computing Machinery.
ACM ISBN 978-x-xxxx-xxxx-x/YY/MM...\$15.00
<https://doi.org/10.1145/nnnnnnn.nnnnnnn>

such as link prediction and vertex classification [34]. The primary classical approach for this task is spectral embedding: vertices are represented by their corresponding values in the smallest eigenvectors of the graph Laplacian. Spectral embedding methods include the Shi-Malik normalized cuts algorithm [28], Laplacian Eigenmaps [5], and spectral partitioning methods for stochastic block models [19]. They also include many spectral clustering methods, which apply spectral embeddings to general datasets by first transforming them into a graph based on data point similarity [22].

The spectral embedding approach has recently been exceeded in predictive performance on many tasks by methods inspired by Word2vec [21], which performs the related word embedding task. Word2vec forms representations for words based on the frequency with which they co-occur with other words, called context words, within a fixed distance T in natural text. The DeepWalk [25], LINE [31], and node2vec [10] algorithms, among others, adapt this idea to network data. In particular, DeepWalk takes several random walks on the network, treating the vertices as words, and treating the walks as sequences of words in text. It has been shown in [17] that the representations learned by this approach are implicitly forming a low-dimensional factorization of a known matrix, which contains the pointwise mutual information (PMI) of co-occurrences between nodes in the random walks. Work by Qiu et al. [26] gives a closed form expression for this matrix and shows a connection to the normalized graph Laplacian. This motivates their NetMF algorithm, which performs a direct factorization, improving on the performance of DeepWalk on a number of tasks.

In this work, we consider DeepWalk in the limit as the window size T goes to infinity. We derive a simple expression for the PMI matrix in this limit:

$$\mathbf{M}_\infty = v_G \cdot \mathbf{D}^{-1/2} (\tilde{\mathbf{L}}^+ - \mathbf{I}) \mathbf{D}^{-1/2} + \mathbf{J}, \quad (1)$$

where \mathbf{D} is the degree matrix, v_G is the trace of \mathbf{D} (twice the number of edges in G), $\tilde{\mathbf{L}}$ is the normalized Laplacian (i.e. $\mathbf{I} - \mathbf{D}^{-1/2} \mathbf{A} \mathbf{D}^{-1/2}$), and \mathbf{J} is the all-ones matrix. $\tilde{\mathbf{L}}^+$ is the pseudoinverse of $\tilde{\mathbf{L}}$. One can show that $\mathbf{D}^{-1/2} \tilde{\mathbf{L}}^+ \mathbf{D}^{-1/2}$ is equal to the unnormalized Laplacian pseudoinverse \mathbf{L}^+ , the central object in classic spectral embeddings, up to a rank-2 component (see (6) in Section 3.3). Thus, \mathbf{M}_∞ is equal to \mathbf{L}^+ plus at most a rank-3 component and a diagonal matrix.

Not surprisingly, embeddings formed directly using a low dimensional factorization of \mathbf{M}_∞ itself perform poorly on downstream tasks compared to DeepWalk and other skip-gram methods. However, we show that after an element-wise application of a linear function followed by a logarithm, in particular, $x \rightarrow \log(1 + x/T)$, \mathbf{M}_∞ approximates the finite- T PMI matrix. Embeddings formed by factorizing this transformed matrix are competitive with DeepWalk and nearly competitive with the NetMF method of Qiu et al [26],

when evaluated on multi-label node classification tasks. We call our method InfiniteWalk.

Note that the window hyperparameter T only appears in the entrywise nonlinearity in InfiniteWalk and not in the formula for \mathbf{M}_∞ . This is perhaps surprising, as T is a key hyperparameter in existing methods. Our results suggest that T 's importance lies largely in determining the shape of the nonlinearity applied. Since \mathbf{M}_∞ is closely related to the Laplacian pseudoinverse, the key difference between DeepWalk and classic spectral embedding seems to be the application of this nonlinearity.

In more detail, note that our results show that InfiniteWalk well approximates DeepWalk by forming a low-rank factorization of a nonlinear entrywise transformation of \mathbf{M}_∞ . Classic spectral embedding and clustering methods [5, 19, 28] embed nodes using the eigenvectors corresponding to the smallest eigenvalues of the Laplacian \mathbf{L} (or a variant of this matrix), which are the largest eigenvalues of \mathbf{L}^+ . Thus, these methods can be viewed as embedding nodes using an optimal low-dimensional factorization of \mathbf{L}^+ (lying in the span of \mathbf{L}^+ 's top eigenvectors), without applying an entrywise nonlinearity.

Inspired by this observation, we simplify the idea of a nonlinear transformation of the Laplacian pseudoinverse even further: thresholding it to a binary matrix. In particular, we form the binary matrix

$$[\mathbf{L}^+ \geq c],$$

where c is an element of \mathbf{L}^+ itself of some hyperparameter quantile (e.g. the median or the 95th percentile element). Surprisingly, embeddings from factorizing this binary matrix are also competitive with DeepWalk and the method of Qiu et al. on many tasks.

Broadly, our results strengthen the theoretical connection between classical methods based on factorizing the graph Laplacian and more recent “deep” methods for vertex embedding. They suggest that these methods are not as different conceptually as they may seem at first glance.

2 BACKGROUND AND RELATED WORK

We begin by surveying existing work on skip-gram-based network embeddings and their connections to matrix factorization, which our work builds on.

2.1 Skip-Gram

In word embedding models, words are typically treated as both words and contexts. A context is simply a word that appears within a window of length T of another word. As formalized in [9], given a dataset of words $w \in \mathcal{W}$, contexts $c \in \mathcal{C}$ (typically $\mathcal{W} = \mathcal{C}$), and (w, c) word-context co-occurrence pairs $(w, c) \in \mathcal{D}$, the “skip-gram” model for training word and context embeddings $\mathbf{v}_w, \mathbf{v}_c$ [21] has the following log-likelihood objective:

$$\arg \max_{\{\mathbf{v}_c\}_{\mathcal{C}}, \{\mathbf{v}_w\}_{\mathcal{W}}} \sum_{(w, c) \in \mathcal{D}} \log \Pr(c|w) \quad \Pr(c|w) = \frac{e^{\mathbf{v}_c \cdot \mathbf{v}_w}}{\sum_{c' \in \mathcal{C}} e^{\mathbf{v}_{c'} \cdot \mathbf{v}_w}}.$$

We can see that the objective encourages co-occurring pairs $(w, c) \in \mathcal{D}$ to have similar embeddings with large dot product $\mathbf{v}_c \cdot \mathbf{v}_w$. This exact objective is not used as repeatedly evaluating the partition function is too computationally expensive; [21] proposes a substitute: the skip-gram with negative sampling (SGNS). Here, an auxiliary ‘negative’ dataset \mathcal{D}' consisting of random (w, c) pairs

not appearing in \mathcal{D} is used. Pairs in this negative set are encouraged to have dissimilar embeddings with small $\mathbf{v}_c \cdot \mathbf{v}_w$.

2.2 Implicit PMI Matrix

Levy and Goldberg [17] prove that SGNS implicitly factors a matrix whose entries gave the pointwise mutual information (PMI) of occurrence of a word w_i and occurrence of a context c_j . Given a dataset of these co-occurrences, an element of this matrix \mathbf{M} is given by

$$\begin{aligned} \mathbf{M}_{ij} &= \log \left(\frac{\Pr(w_i, c_j)}{\Pr(w_i) \Pr(c_j)} \right) - \log(b) \\ &= \log \left(\frac{\#(w, c) \cdot |\mathcal{D}|}{\#(w) \cdot \#(c)} \right) - \log(b), \end{aligned}$$

where $b = |\mathcal{D}'|/|\mathcal{D}|$ is the ratio of negative samples to positive samples. Their proof assumes that the dimensionality of the embedding is at least the cardinality of the word/context set; the analysis of Li et al. [18] relaxes assumptions under which this equivalence holds. Several works, including [4] and [8], propose generative models for word-context co-occurrence to explain the effectiveness of PMI-based methods in linearizing semantic properties of words. More recently, the analysis of Allen et al. in [2] and [3] has provided explanations of this phenomenon based on geometric properties of the PMI matrix, without the strong assumptions required by the generative models. The extensive research and results on the skip-gram PMI matrix make it an intrinsically interesting object in representation learning.

2.3 Networks

The DeepWalk method [25] applies the SGNS model to networks, where the word and context sets are the nodes in the network, and the co-occurring pairs \mathcal{D} are node pairs that appear within a window of length T hops in a set of length L random walks run on the graph. Qiu et al. [26] derived the following expression for the PMI matrix in the context of random walks on undirected, connected, and non-bipartite graphs for DeepWalk: in the limit as the number of walks originating at each node $\gamma \rightarrow \infty$ and walk length $L \rightarrow \infty$, it approaches

$$\mathbf{M}_T = \log \left(v_G \left(\frac{1}{T} \sum_{k=1}^T \mathbf{P}^k \right) \mathbf{D}^{-1} \right) - \log b, \quad (2)$$

where \log is an element-wise natural logarithm, v_G (the “volume” of the graph) is the sum of the degrees of all of the vertices, and $\mathbf{P} = \mathbf{D}^{-1} \mathbf{A}$ is the random walk transition matrix.

Rather than sampling from random walks as in DeepWalk, the NetMF algorithm of Qiu et al. explicitly calculates and factors this matrix to produce embeddings, outperforming DeepWalk significantly on multi-label vertex classification tasks. For low T , NetMF manually computes the exact sum, whereas for high T , it computes a low-rank approximation via SVD of the symmetrized transition matrix, $\tilde{\mathbf{P}} = \mathbf{D}^{-1/2} \mathbf{A} \mathbf{D}^{-1/2}$. While Qiu et al. analyze the effect of increasing T on the spectrum of the resulting matrix, they do not pursue the $T \rightarrow \infty$ limit, stopping at $T = 10$ as in the original DeepWalk paper. We show that this limiting matrix is both meaningful and simple to express.

2.4 Other Approaches

Some other node embedding algorithms share significant similarities with DeepWalk. Qiu et al [26] showed the LINE method to also be implicit matrix factorization, though its algorithm is based on edge sampling rather than sampling from random walks. In particular, its factorized matrix is a special case of the DeepWalk matrix with $T = 1$. We include the performance of LINE in our empirical results. node2vec [10] is a generalization of DeepWalk which uses second-order random walks: the distribution of the following node in node2vec walks depends on the current and preceding nodes rather than only the current node as in DeepWalk. Hyperparameters allow the walk to approach BFS-like or DFS-like behavior as desired, which the authors assert extract qualitatively different information about node similarities.

Several architectures for applying convolutional neural networks to network data in an end-to-end fashion have been developed in the past few years, including the graph convolutional networks (GCNs) of [13] and [6], and some methods leverage these architectures to produce node embeddings: for example, Deep Graph Infomax [32] uses GCNs to maximize a mutual information objective involving patches around nodes. Recent work from Wu et al. [33] shows that much of the complexity of GCNs comes from components inspired by other forms of deep learning that have limited utility for network data. In the same way, we seek to further the investigation of the core principles of “deep” network embeddings apart from their inspiration in word embedding and neural networks. We note that, like DeepWalk, and the related methods, we focus on unsupervised embeddings, derived solely from a graph’s structure, without training, e.g., on vertex labels.

3 METHODOLOGY

We now present our main contributions, which connect DeepWalk in the infinite window limit to classic spectral embedding with a nonlinearity. We discuss how this viewpoint clarifies the role of the window size parameter T in DeepWalk and motivates a very simple embedding technique based on a binary thresholding of the graph Laplacian pseudoinverse.

3.1 Derivation of Limiting PMI Matrix

We start by showing how to simplify the expression in (2) for the DeepWalk PMI given by [26] in the limit $T \rightarrow \infty$. We first establish some well-known facts about random walks on graphs. First, \mathbf{P}^∞ is well-defined under our assumption that the graph is undirected, connected, and non-bipartite. It is rank-1 and equal to $\mathbf{1}\tilde{\mathbf{d}}^\top$, where $\mathbf{1}$ is a column vector of ones and $\tilde{\mathbf{d}}$ is the probability mass of each vertex in the stationary distribution of the random walk as a column vector. Note that $\tilde{\mathbf{d}}_i = \mathbf{D}_{ii}/v_G$. That is, the probability mass of a vertex in the stationary distribution is proportional to its degree. We let $\tilde{\mathbf{D}} = \mathbf{D}/v_G$ denote the diagonal matrix with entries $\tilde{\mathbf{D}}_{ii} = \tilde{\mathbf{d}}_i$.

Let λ_i and \mathbf{w}_i be the i^{th} eigenvalue and eigenvector of the symmetrized transition matrix $\tilde{\mathbf{P}} = \mathbf{D}^{-1/2}\mathbf{A}\mathbf{D}^{-1/2}$. We have $\lambda_1 = 1$ and

$\mathbf{w}_1 = \left(\sqrt{\tilde{\mathbf{d}}_1}, \dots, \sqrt{\tilde{\mathbf{d}}_n}\right)^\top$. From [16], for any positive integer k ,

$$\mathbf{P}^k = \mathbf{P}^\infty + \sum_{j=2}^n \lambda_j^k \mathbf{v}_j \mathbf{v}_j^\top \tilde{\mathbf{D}}, \quad (3)$$

where $\mathbf{v}_i = \tilde{\mathbf{D}}^{-1/2} \mathbf{w}_i$. We rewrite the expression in (3) for \mathbf{P}^k and the expression (2) of Qiu et al. for the PMI matrix, setting the negative sampling ratio b to 1 for the latter (i.e., one negative sample per positive sample):

$$\begin{aligned} \mathbf{P}^k &= \mathbf{1}\tilde{\mathbf{d}}^\top + \tilde{\mathbf{D}}^{-1/2} \sum_{j=2}^n \lambda_j^k \mathbf{w}_j \mathbf{w}_j^\top \tilde{\mathbf{D}}^{1/2} \quad \text{and} \\ \mathbf{M}_T &= \log \left(T^{-1} \sum_{k=1}^T \mathbf{P}^k \tilde{\mathbf{D}}^{-1} \right). \end{aligned}$$

Substituting the former into the latter, then rearranging the order of the summations and applying the geometric series formula yields

$$\begin{aligned} \mathbf{M}_T &= \log \left(\mathbf{1}\mathbf{1}^\top + T^{-1} \tilde{\mathbf{D}}^{-1/2} \left(\sum_{k=1}^T \sum_{j=2}^n \lambda_j^k \mathbf{w}_j \mathbf{w}_j^\top \right) \tilde{\mathbf{D}}^{-1/2} \right) \\ &= \log \left(\mathbf{1}\mathbf{1}^\top + T^{-1} \tilde{\mathbf{D}}^{-1/2} \left(\sum_{j=2}^n \frac{\lambda_j(1 - \lambda_j^T)}{1 - \lambda_j} \mathbf{w}_j \mathbf{w}_j^\top \right) \tilde{\mathbf{D}}^{-1/2} \right). \end{aligned}$$

Now we consider the limit as $T \rightarrow \infty$. Define

$$\mathbf{M}_\infty = \lim_{T \rightarrow \infty} T \cdot \mathbf{M}_T.$$

Since $|\lambda_j| < 1$ for $j \neq 1$ [16], the $(1 - \lambda_j^T)$ terms go to 1 as $T \rightarrow \infty$ and we have:

$$\mathbf{M}_\infty = \lim_{T \rightarrow \infty} T \cdot \log \left(\mathbf{1}\mathbf{1}^\top + T^{-1} \tilde{\mathbf{D}}^{-1/2} \left(\sum_{j=2}^n \frac{\lambda_j}{1 - \lambda_j} \mathbf{w}_j \mathbf{w}_j^\top \right) \tilde{\mathbf{D}}^{-1/2} \right).$$

Since $\log(1 + \epsilon) \rightarrow \epsilon$ as $\epsilon \rightarrow 0$, for any constant real number c , $T \log(1 + T^{-1}c) \rightarrow c$ as $T \rightarrow \infty$. We apply this identity element-wise, then simplify:

$$\begin{aligned} \mathbf{M}_\infty &= \tilde{\mathbf{D}}^{-1/2} \left(\sum_{j=2}^n \frac{\lambda_j}{1 - \lambda_j} \mathbf{w}_j \mathbf{w}_j^\top \right) \tilde{\mathbf{D}}^{-1/2} \\ &= \tilde{\mathbf{D}}^{-1/2} \left(\sum_{j=2}^n \frac{1}{1 - \lambda_j} \mathbf{w}_j \mathbf{w}_j^\top - \sum_{j=2}^n \frac{1 - \lambda_j}{1 - \lambda_j} \mathbf{w}_j \mathbf{w}_j^\top \right) \tilde{\mathbf{D}}^{-1/2} \\ &= \tilde{\mathbf{D}}^{-1/2} \left(\sum_{j=2}^n \frac{1}{1 - \lambda_j} \mathbf{w}_j \mathbf{w}_j^\top + \mathbf{w}_1 \mathbf{w}_1^\top - \sum_{j=1}^n \mathbf{w}_j \mathbf{w}_j^\top \right) \tilde{\mathbf{D}}^{-1/2} \\ &= \tilde{\mathbf{D}}^{-1/2} (\tilde{\mathbf{L}}^+ + \mathbf{w}_1 \mathbf{w}_1^\top - \mathbf{I}) \tilde{\mathbf{D}}^{-1/2} \\ &= \mathbf{1}\mathbf{1}^\top + \tilde{\mathbf{D}}^{-1/2} (\tilde{\mathbf{L}}^+ - \mathbf{I}) \tilde{\mathbf{D}}^{-1/2}, \end{aligned}$$

where the last step follows from \mathbf{w}_1 being the element-wise square root of $\tilde{\mathbf{d}}$. Note that the above equation gives the expression for \mathbf{M}_∞ in (1), since $\tilde{\mathbf{D}} = \mathbf{D}/v_G$. Similar analysis also leads to the following

general expressions for the finite- T PMI matrix:

$$\begin{aligned} \mathbf{M}_T &= \log \left(\mathbf{1}\mathbf{1}^\top + T^{-1} \tilde{\mathbf{D}}^{-1/2} \tilde{\mathbf{P}} \tilde{\mathbf{L}}^+ (\mathbf{I} - \tilde{\mathbf{P}}^T) \tilde{\mathbf{D}}^{-1/2} \right) \\ &= \log \left(\mathbf{1}\mathbf{1}^\top + T^{-1} \left(\mathbf{1}\mathbf{1}^\top + \tilde{\mathbf{D}}^{-1/2} \left(\tilde{\mathbf{L}}^+ (\mathbf{I} - \tilde{\mathbf{P}}^{T+1}) - \mathbf{I} \right) \tilde{\mathbf{D}}^{-1/2} \right) \right). \end{aligned} \quad (4)$$

3.2 Approximation of Finite- T PMI Matrix via Limiting PMI Matrix

Note that the expression (4) above for the finite- T matrix, when multiplied by T^{-1} differs from the limiting matrix only by the term $\tilde{\mathbf{D}}^{-1/2} \tilde{\mathbf{L}}^+ \tilde{\mathbf{P}}^{T+1} \tilde{\mathbf{D}}^{-1/2}$, which vanishes as $T \rightarrow \infty$. So, we may approximate the finite- T matrix by simply dropping this term as follows:

$$\begin{aligned} \mathbf{M}_T &\approx \log \left(R \left(\mathbf{1}\mathbf{1}^\top + T^{-1} \left(\mathbf{1}\mathbf{1}^\top + \tilde{\mathbf{D}}^{-1/2} (\tilde{\mathbf{L}}^+ - \mathbf{I}) \tilde{\mathbf{D}}^{-1/2} \right) \right) \right) \\ &= \log \left(R \left(\mathbf{1}\mathbf{1}^\top + T^{-1} \mathbf{M}_\infty \right) \right), \end{aligned} \quad (5)$$

where $R(x)$ is any ramp function to ensure that the argument of the logarithm is positive. In our implementation, we use the function $R_\epsilon(x) = \max(\epsilon, x)$. We use the 64-bit floating-point machine precision limit ($\sim e^{-36}$) for ϵ . Note that the NetMF method of [26] uses $R_1(x)$; we find that a small positive value consistently performs better. Both ramping functions can be interpreted as producing the positive shifted PMI matrix (shifted PPMI) matrix introduced by Levy and Goldberg [17]. Other methods of avoiding invalid arguments to the logarithm are an interesting avenue for future work.

Note that the accuracy of (5) is limited by the second largest eigenvalue of $\tilde{\mathbf{P}}$, which is known as the Fiedler eigenvalue. Smaller magnitudes of this eigenvalue are correlated with a faster mixing rate [16], the rate at which $\mathbf{P}^k \rightarrow \mathbf{P}^\infty$ as k increases. In Section 4.2 we show that for typical graphs, the Fiedler eigenvalue is relatively small, and so the approximation is very accurate for large T , e.g., $T = 10$, which is a typical setting for DeepWalk. The approximation is less accurate for small T , e.g., $T = 1$ (See Table 2.)

Effect of the Window Size T . Intuitively, the effect of T in (5) is to control the “strength” of the logarithm nonlinearity, since, as noted previously, for any real constant c , $\log(1 + T^{-1}c) \rightarrow T^{-1}c$ as $T \rightarrow \infty$. That is, the logarithm becomes a simple linear scaling in this limit. As we will see, even when the approximation of (5) is inaccurate (when T is very low) this approximated matrix qualitatively has similar properties to the actual T -window PMI matrix, and produces similar quality embeddings, as measured by performance in downstream classification tasks. This finding suggests that the strength of the logarithm nonlinearity can influence the locality of the embedding (as modulated in DeepWalk by the window size T) independently of modifying the arguments of the nonlinearity, which contain the actual information from the network as filtered by length- T windows.

3.3 Binarized Laplacian Pseudoinverse

Motivated by the view of DeepWalk as a variant of classic Laplacian factorization with an entrywise nonlinearity, we investigate a highly simplified version of InfiniteWalk. We construct a binary matrix by 1) computing the pseudoinverse of the unnormalized

Laplacian \mathbf{L}^+ , 2) picking a quantile hyperparameter $q \in (0, 1)$, 3) determining the quantile q element value, and 4) setting all elements less than this value to 0 and others to 1. In other words, an element of this matrix \mathbf{B} is given by $\mathbf{B}_{ij} = [(\mathbf{L}^+)_{ij} \geq c]$, where c is the q quantile element of \mathbf{L}^+ . We then produce embeddings by partially factoring this matrix \mathbf{B} as with the PMI matrices. Interestingly, this can be interpreted as factorizing the adjacency matrix of an implicit derived network whose sparsity is determined by q . Gaining a better understanding of the structure and interpretation of this network is an interesting direction from future work.

Note that in this method, we use the unnormalized Laplacian \mathbf{L} rather than the normalized Laplacian $\tilde{\mathbf{L}} = \mathbf{D}^{-1/2} \mathbf{L} \mathbf{D}^{-1/2}$, which appears in the expression (1) for \mathbf{M}_∞ . This is because, as we will show, the limiting PMI matrix is equal to the pseudoinverse of the unnormalized Laplacian up to a rank-3 term and a diagonal adjustment. We can rewrite our expression for the limiting matrix by expanding the normalized Laplacian in terms of the normalized Laplacian as follows:

$$\mathbf{M}_\infty = \mathbf{1}\mathbf{1}^\top + v_G \left(\underbrace{\mathbf{D}^{-1/2} \left(\mathbf{D}^{-1/2} \mathbf{L} \mathbf{D}^{-1/2} \right)^+ \mathbf{D}^{-1/2}}_{\text{rank-3 term}} - \mathbf{D}^{-1} \right).$$

Consider the underbraced term above containing \mathbf{L} . If this term had a true inverse rather than a pseudoinverse, the four factors involving the degree matrix would simply cancel. Instead, application of a variant of the Sherman-Morrison formula for pseudoinverses [20] results in the following expression for this term:

$$\mathbf{D}^{-1/2} \left(\mathbf{D}^{-1/2} \mathbf{L} \mathbf{D}^{-1/2} \right)^+ \mathbf{D}^{-1/2} = (\mathbf{I} - \mathbf{1}\tilde{\mathbf{d}}^\top) \mathbf{L}^+ (\mathbf{I} - \tilde{\mathbf{d}}\mathbf{1}^\top).$$

This yields the following alternate expression for the limiting PMI matrix:

$$\mathbf{M}_\infty = \mathbf{1}\mathbf{1}^\top + v_G \left((\mathbf{I} - \mathbf{1}\tilde{\mathbf{d}}^\top) \mathbf{L}^+ (\mathbf{I} - \tilde{\mathbf{d}}\mathbf{1}^\top) - \mathbf{D}^{-1} \right). \quad (6)$$

In our context of binarizing \mathbf{L}^+ by a quantile, note that addition by the all-ones matrix and multiplication by v_G does not affect the ranks of the elements within the matrix, and the subtraction by the diagonal matrix \mathbf{D}^{-1} affects relatively few elements. Hence we might expect binarizing \mathbf{L}^+ by thresholding on quantiles to have a similar effect as binarizing the limiting PMI matrix itself.

Binartization is arguably one of the simplest possible methods of augmenting the Laplacian with a nonlinearity. As we will see, this method has good downstream performance compared to DeepWalk and related methods. We argue that this suggests that the core advancement of deep vertex embeddings over classical spectral embedding methods based on factorizing the Laplacian is application of a nonlinearity.

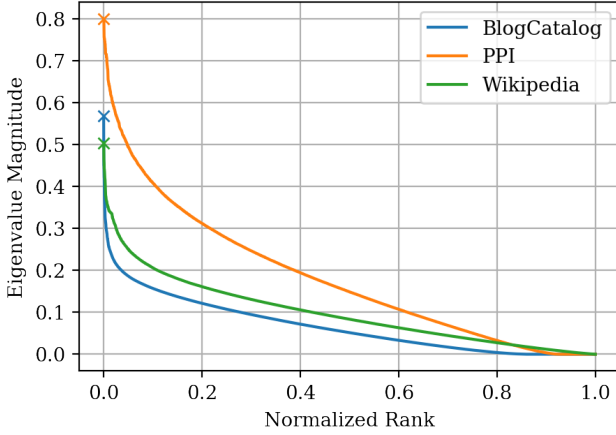
4 EXPERIMENTAL SETUP

We now discuss how we empirically validate the performance of the limiting PMI matrix method presented in Section 3.2 and the Laplacian pseudoinverse binarization method of Section 3.3.

4.1 Data Sets

We use three of the four datasets used in the evaluation of the NetMF algorithm [26]. Table 1 provides network statistics. Figure 1

Dataset	BLOGCATALOG	PPI	WIKIPEDIA
$ V $	10,312	3,852	4,777
$ E $	333,983	76,546	184,812
Fiedler Eigenvalue	0.568	0.800	0.504
# Labels	39	50	40

Table 1: Network Statistics.**Figure 1: Sorted eigenvalues of \tilde{P} for each network. The top eigenvalue of 1 is excluded, and the Fiedler eigenvalues are marked with X's.**

provides the eigenvalue distribution of the symmetrized random walk matrix \tilde{P} for each network.

BLOGCATALOG¹ [1] is a social network of bloggers. The edges represent friendships between bloggers, and vertex labels represent group memberships corresponding to interests of bloggers.

PROTEIN-PROTEIN INTERACTION (PPI)² [30] is a subgraph of the PPI network for Homo Sapiens. Vertices represent proteins, edges represent interactions between proteins, and vertex labels represent biological states. We use only the largest connected component, which has over 99% of the nodes.

WIKIPEDIA³ is a co-occurrence network of words from a portion of the Wikipedia dump. Nodes represent words, edges represent co-occurrences within windows of length 2 in the corpus, and labels represent inferred part of speech (POS) tags.

4.2 Procedure

Implementation. See Algorithm 1 for the pseudocode of our limiting PMI matrix method. We use the NumPy [23] and SciPy [11] libraries for our implementation. The most expensive component of the algorithm is the pseudoinversion of the graph Laplacian. While there is significant literature on approximating this matrix, or vector products with it [12, 14, 27, 29], we simply use the dense SVD-based function from NumPy. For graphs of larger scale, this

method would not be practical. The truncated sparse eigendecomposition is handled via SciPy’s packer to ARPACK [15], which uses the Implicitly Restarted Lanczos Method. As in [26], to generate a d -dimensional embedding, we return the singular vectors corresponding to the d largest singular values, scaling the dimensions of the singular vectors by the square roots of the singular values. For classification, we use the scikit-learn [24] packer to LIBLINEAR [7].

Algorithm 1 InfiniteWalk

- 1: Compute $\mathbf{M}_\infty = \mathbf{1}\mathbf{1}^\top + \tilde{\mathbf{D}}^{-1/2}(\tilde{\mathbf{L}}^+ - \mathbf{I})\tilde{\mathbf{D}}^{-1/2}$
- 2: Compute $\mathbf{M} = \log(R_\epsilon(\mathbf{1}\mathbf{1}^\top + T^{-1}\mathbf{M}_\infty))$
- 3: Rank- d approximation by truncated eigendecomposition: $\mathbf{M} \approx \mathbf{V} \times \text{diag}(\mathbf{w}) \times \mathbf{V}^\top$
- 4: **return** $\mathbf{V} \times \text{diag}(\sqrt{|\mathbf{w}|})$ as vertex embeddings

Evaluation Setting. To investigate the usefulness and meaningfulness of the limiting PMI matrix, we evaluate the quality of embeddings generated by its truncated SVD after applying the element-wise ramp-logarithm described in Section 3.2. For this task, we closely follow the same procedure as in [25] and [26]. We use one-vs-rest logistic regression on the embeddings for multi-label prediction on the datasets. The classifiers employ L2 regularization with inverse regularization strength $C = 1$. Classifiers are trained on a portion of the data, with the training ratio being varied from 10% to 90%; the remainder is used for testing. As in [25] and [26], we assume that the number of labels for each test example is given. In particular, given that a vertex is assigned k labels, the classifier predicts exactly the k classes to which it assigned the highest probability. We use the mean scores over 10 random splits of the training and test data for each training ratio. We evaluate the micro-F1 and macro-F1 scores of classifiers using our embedding.

Hyperparameter Choices. We compare our results to those of DeepWalk [25], LINE [31], and NetMF [26] as reported in [26]. The hyperparameters used for DeepWalk are the preferred default settings of its authors: window size $T = 10$, walk length $L = 40$, and number of walks starting from each vertex $\gamma = 80$. Results from the second-order variant of LINE are reported. As the authors of NetMF report results for window sizes $T = 1$ and $T = 10$, we similarly report results for InfiniteWalk with $T = 1$ and $T = 10$. We expect the results of InfiniteWalk, as an approximation of the NetMF method in the high T limit, to at least be roughly similar for the higher $T = 10$ setting. We also include results with our limiting $T \rightarrow \infty$ matrix, though only for illustrative purposes. As the limiting matrix is essentially a simple linear transformation of the graph Laplacian’s pseudoinverse, we expect embeddings derived thereof to perform relatively poorly. The entrywise nonlinearity seems to be critical. The embedding dimensionality is 128 for all methods as in both [25] and [26].

4.3 Binarized Laplacian Pseudoinverse

We implement and evaluate the simplified method of factorizing a binarized version of the unnormalized Laplacian pseudoinverse (described in Section 3.3) in the same way. We present results for the best values of quantile hyperparameter q found by rough grid

¹socialcomputing.asu.edu/datasets/BlogCatalog3

²snap.stanford.edu/biodata/datasets/10000/10000-PP-Pathways.html

³mattmahoney.net/dc/text.html

Dataset	BLOGCATALOG	PPI	WIKIPEDIA
Error	0.001273	0.04152	1.355
Ramped Elements	0.0004901	0.002521	0.08892

Table 2: PMI Approximation Error. The first row gives the Frobenius norm of the difference between the true PPMI matrix M_T and our approximation based on M_∞ (see (5)), divided by the norm of M_T . The log-ramp nonlinearity with R_1 , as used in the NetMF method, is applied to both matrices. The second row gives the number of elements that are affected by the ramping component of the nonlinearity in one matrix but not the other, normalized by the size of the matrices. $T = 10$ is used for BLOGCATALOG and PPI, while $T = 1$ is used for WIKIPEDIA.

search. As with the window size T , the best value is expected to vary across networks. We compare to the performance of NetMF, the sampling methods LINE and DeepWalk, and classical methods - since the normalized and unnormalized Laplacians themselves both perform poorly on these tasks, we compare to factorizing the adjacency matrix itself. Again, since inverting and binarizing is one of the simplest possible nonlinearities to apply the Laplacian, good downstream performance suggests that the addition of a nonlinearity is the key advancement of deep node embeddings from classical embeddings of the Laplacian itself.

5 RESULTS

We now discuss our experimental results on both the limiting PMI-based algorithm and the simple Laplacian binarization algorithm.

5.1 PMI Approximation Error

In Table 2 we show how well closely the PMI approximation given by (5) matches the true PMI matrix. We can see from Table 1 that the Fiedler eigenvalues of our graphs are bounded away from 1. Thus, as expected, the approximation of the finite- T PMI matrix via the limiting matrix is quite close for the $T = 10$ networks, but not so for the $T = 1$ one. This holds both before and after application of the R_1 log-ramp nonlinearity, which is applied in the NetMF method [26]. Across the surveyed networks and values of T , the elements which are affected by the ramping component of the nonlinearity are similar between our approximation and the true PMI matrix. The accurate approximation at $T = 10$ explains why InfiniteWalk performs similarly on downstream classification tasks. Interestingly, at $T = 1$, InfiniteWalk performs competitively, in spite of inaccurate approximation.

5.2 Multi-Label Classification

In Figure 2 we show downstream performance of embeddings based on the limiting M_∞ approximation, compared to other methods. Across both metrics and all datasets, NetMF and InfiniteWalk are generally on par with or outperform the sampling-based methods, LINE and DeepWalk. As observed in [26], DeepWalk and NetMF with $T = 10$ have better overall performance than LINE and NetMF with $T = 1$ on the BLOGCATALOG and PPI networks, while the inverse is true for the WIKIPEDIA network. This suggests that shorter-range dependencies better capture WIKIPEDIA’s network structure.

As expected, InfiniteWalk with the $T = 10$ nonlinearity performs better than the version with the $T = 1$ nonlinearity on the former two datasets, while the inverse is true for WIKIPEDIA. In all cases, the factorization of the M_∞ PMI matrix itself performs poorly. These findings support our hypothesis that changing the strength of the logarithm nonlinearity can largely emulate the effect of actually changing the window size T in sampling and deterministic approaches.

While maximizing downstream performance is not the focus of our work, we observe that, overall, InfiniteWalk has performance competitive with if slightly inferior to NetMF (see Figure 3). On BLOGCATALOG, InfiniteWalk underperforms relative to NetMF. On PPI, InfiniteWalk outperforms NetMF when less than half the data is used for training, but underperforms when given more training data. On WIKIPEDIA, InfiniteWalk underperforms relative to NetMF on macro-F1 score, but outperforms NetMF on micro-F1 score.

Binarized Laplacian Pseudoinverse. In Figure 4 we show downstream performance of our simple method based on factorizing the binarized Laplacian pseudoinverse. This method performs remarkably well on both $T = 10$ networks. On PPI, it matches the performance of NetMF, and on BLOGCATALOG, it is nearly on par again, accounting for most of the improvement from the classical method. On the $T = 1$ network, WIKIPEDIA, it is less successful, especially on Macro-F1 error, but still improves on the classical method. These results again support our hypothesis that the key ingredient of improved node embeddings seems to be the application of a nonlinearity to the Laplacian pseudoinverse.

Elements of Limiting PMI Matrices. Since we are introducing the limiting PMI matrix as an object for future investigation, we also give a preliminary qualitative description of its elements. See Figure 5 for a visualization of the element distribution for the three networks we investigate. Across these networks, these matrices tend to contain mostly small negative elements, corresponding to weak negative correlations between nodes, as well as some large positive values, corresponding to strong positive correlations. The distributions overall have similar shapes, and, interestingly, have roughly the same ratios of negative values to positive values, corresponding to roughly the same ratios of negative correlations to positive correlations.

6 DISCUSSION AND CONCLUSIONS

In this work we have simplified known expressions for the finite- T network PMI matrix and derived an expression for the $T \rightarrow \infty$ matrix in terms of the pseudoinverse of the graph Laplacian. This expression strengthens connections between SGNS-based and class spectral embedding methods.

We show that, with a simple scaled logarithm nonlinearity, this limiting matrix can be used to approximate finite- T matrices which yield competitive results on downstream vertex classification tasks. This finding suggests that the core mechanism of SGNS methods as applied to networks is a simple nonlinear transformation of classical Laplacian embedding methods. We even find that just binarizing the Laplacian pseudoinverse by thresholding often accounts for most of the performance gain from classical approaches, suggesting again the importance of the nonlinearity.

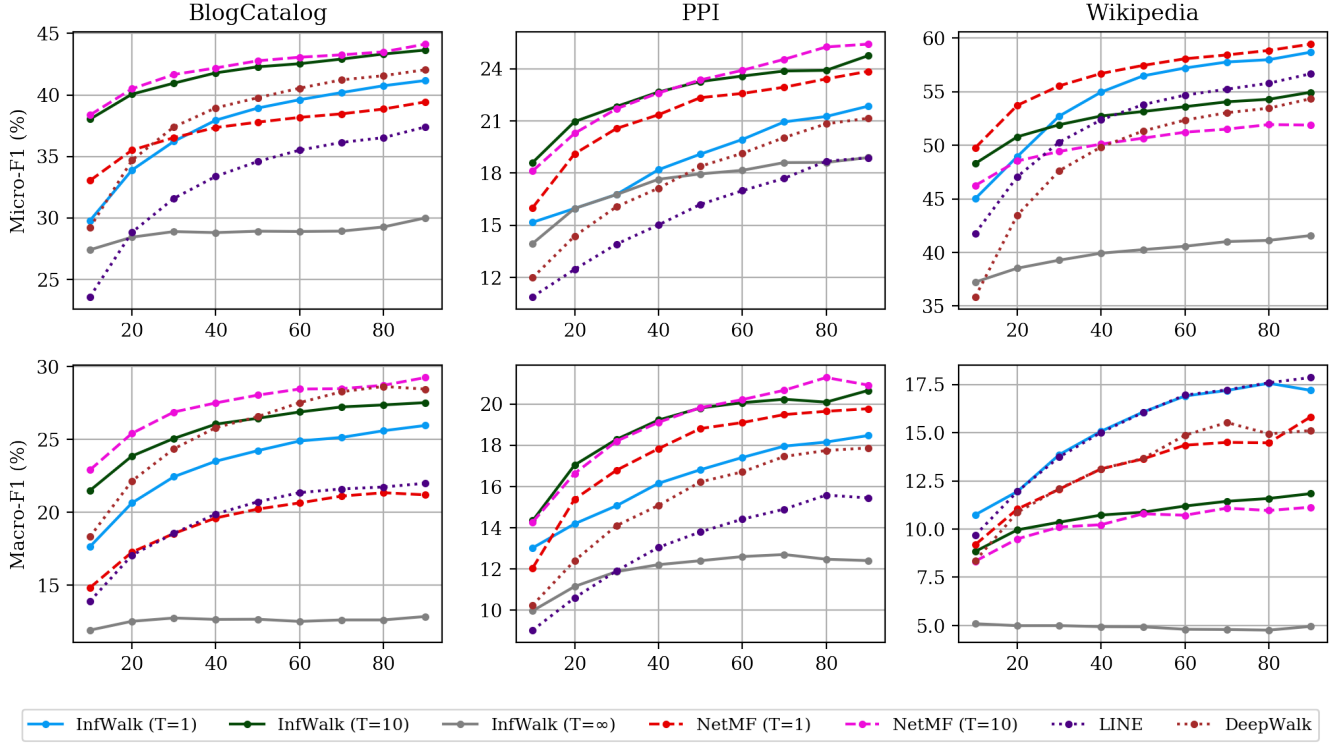


Figure 2: Multi-label classification performance on the BLOGCATALOG, PPI, and WIKIPEDIA networks. Micro-F1 score (top) and Macro-F1 score (bottom) versus percent of data used for training. Results for InfiniteWalk (Algorithm 1) all appear as solid lines.

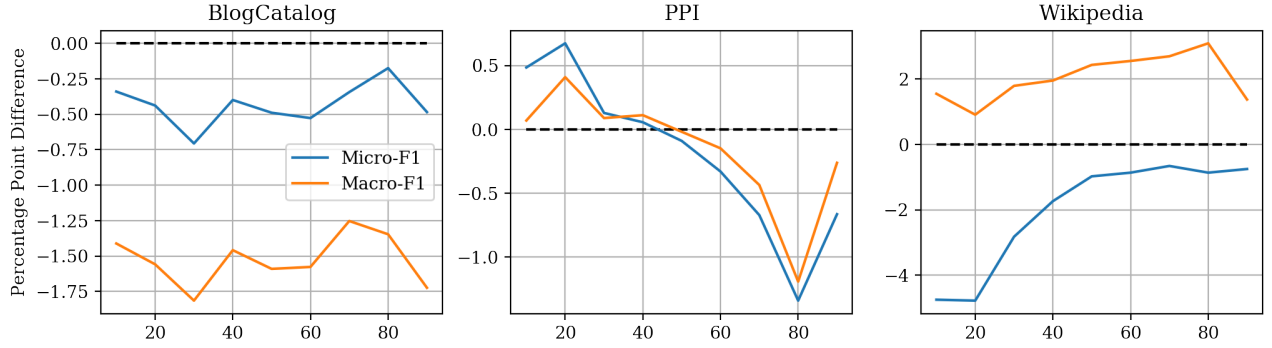


Figure 3: Performance of InfiniteWalk relative to NetMF [26]. F1 score (%) of InfiniteWalk minus F1 score of NetMF versus percent of data used for training. For both methods, $T = 10$ is used for BLOGCATALOG and PPI, and $T = 1$ is used for WIKIPEDIA.

Future Work. We view our work as a step in understanding the core mechanisms of SGNS-based embedding methods. However many open questions remain.

For example, one may ask why the scaled logarithm non-linearity is a good choice. Relatedly, how robust is performance to changes in the nonlinearity? Our results on binarization of the Laplacian pseudoinverse indicate that it may be quite robust, but this is worth further exploration. Finally, as discussed, our binarization method

can be viewed as producing the adjacency matrix of a graph based on the Laplacian pseudoinverse, and then directly factoring this matrix. Understanding how this derived graph relates to the input graph would be a very interesting next step in understanding the surprisingly competitive performance of this method.

Additionally, as discussed previously, node2vec [10] is a generalization of DeepWalk that adds additional hyperparameters to create second-order random walks. Qiu et al. [26] also provide an

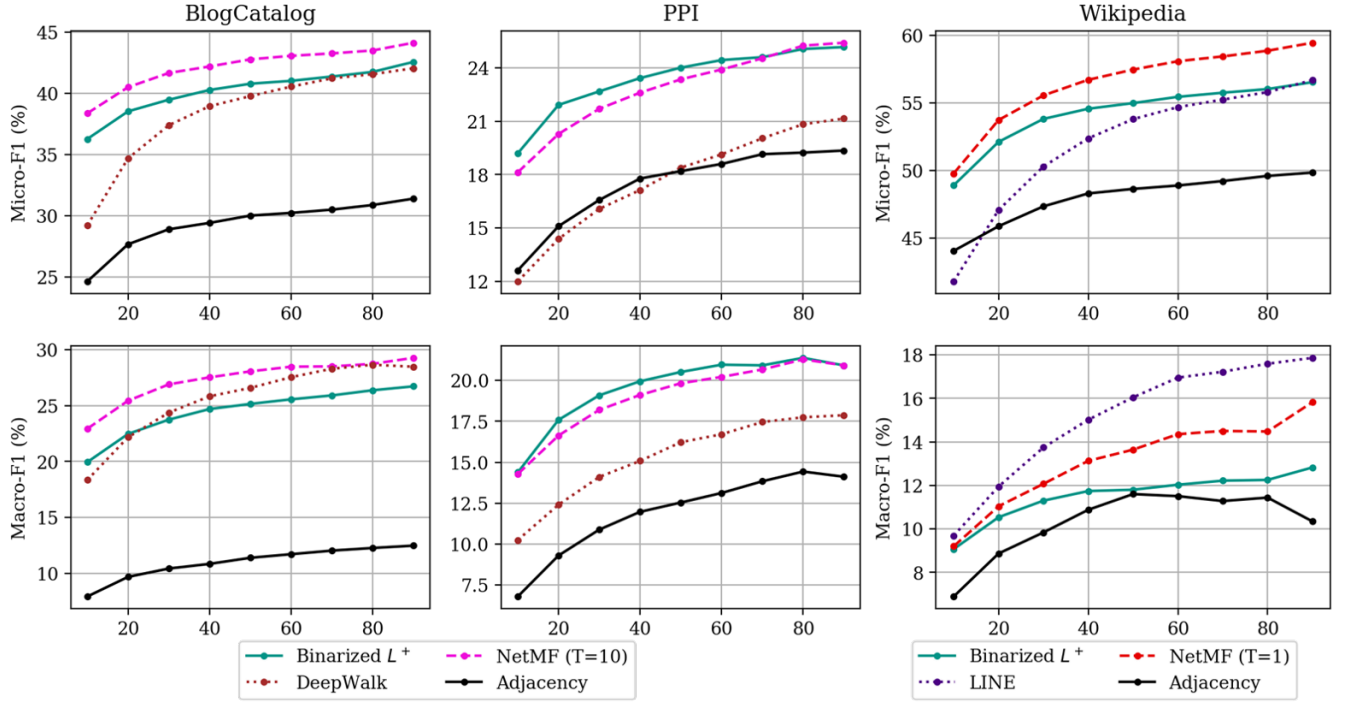


Figure 4: Performance of the binarized Laplacian pseudoinverse method relative to NetMF, sampling-based methods, and embedding by factorizing the adjacency matrix. 0.95 is used as the thresholding quantile for BLOGCATALOG and PPI, and 0.50 is used for WIKIPEDIA. The more suitable setting of T and the more suitable sampling method is plotted for each network.

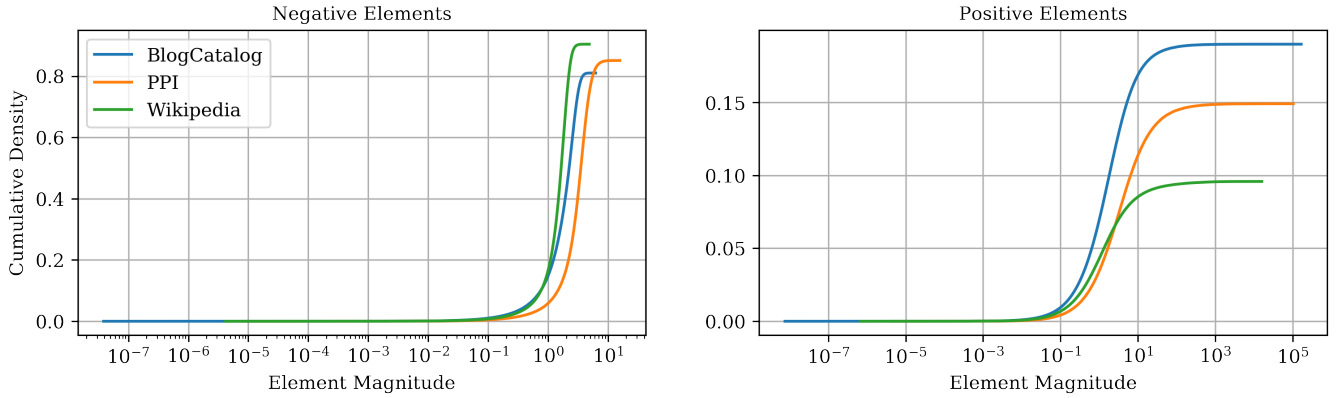


Figure 5: Distribution of elements of the limiting PMI matrices M_∞ of the three networks. The distributions are separated between negative and positive elements corresponding to negative and positive correlations between nodes.

expression for the matrix that is implicitly factored by node2vec, so pursuing the $T \rightarrow \infty$ limit of this matrix may provide insight into node2vec and an interesting generalization of DeepWalk’s limiting PMI matrix.

REFERENCES

- [1] Nitin Agarwal, Huan Liu, Sudheendra Murthy, Arunabha Sen, and Xufei Wang. 2009. A social identity approach to identify familiar strangers in a social network. In *Third International AAAI Conference on Weblogs and Social Media*.
- [2] Carl Allen, Ivana Balazevic, and Timothy Hospedales. 2019. What the vec? Towards probabilistically grounded embeddings. In *Advances in Neural Information Processing Systems*. 7465–7475.
- [3] Carl Allen and Timothy Hospedales. 2019. Analogies Explained: Towards Understanding Word Embeddings. In *International Conference on Machine Learning*. 223–231.
- [4] Sanjeev Arora, Yuanzhi Li, Yingyu Liang, Tengyu Ma, and Andrej Risteski. 2016. A latent variable model approach to pmi-based word embeddings. *Transactions of the Association for Computational Linguistics* 4 (2016), 385–399.

- [5] Mikhail Belkin and Partha Niyogi. 2003. Laplacian eigenmaps for dimensionality reduction and data representation. *Neural computation* 15, 6 (2003), 1373–1396.
- [6] Michaël Defferrard, Xavier Bresson, and Pierre Vandergheynst. 2016. Convolutional neural networks on graphs with fast localized spectral filtering. In *Advances in neural information processing systems*. 3844–3852.
- [7] Rong-En Fan, Kai-Wei Chang, Cho-Jui Hsieh, Xiang-Rui Wang, and Chih-Jen Lin. 2008. LIBLINEAR: A library for large linear classification. *Journal of machine learning research* 9, Aug (2008), 1871–1874.
- [8] Alex Gittens, Dimitris Achlioptas, and Michael W Mahoney. 2017. Skip-Gram-Zipf+ Uniform= Vector Additivity. In *Proceedings of the 55th Annual Meeting of the Association for Computational Linguistics (Volume 1: Long Papers)*. 69–76.
- [9] Yoav Goldberg and Omer Levy. 2014. word2vec Explained: deriving Mikolov et al.'s negative-sampling word-embedding method. *arXiv preprint arXiv:1402.3722* (2014).
- [10] Aditya Grover and Jure Leskovec. 2016. node2vec: Scalable feature learning for networks. In *Proceedings of the 22nd ACM SIGKDD international conference on Knowledge discovery and data mining*. ACM, 855–864.
- [11] Eric Jones, Travis Oliphant, Pearu Peterson, et al. 2001–. SciPy: Open source scientific tools for Python. <http://www.scipy.org/>
- [12] Jonathan A Kelner, Lorenzo Orecchia, Aaron Sidford, and Zeyuan Allen Zhu. 2013. A simple, combinatorial algorithm for solving SDD systems in nearly-linear time. In *Proceedings of the forty-fifth annual ACM symposium on Theory of computing*. 911–920.
- [13] Thomas N Kipf and Max Welling. 2016. Semi-supervised classification with graph convolutional networks. *arXiv preprint arXiv:1609.02907* (2016).
- [14] Ioannis Koutis, Gary L Miller, and Richard Peng. 2014. Approaching optimality for solving SDD linear systems. *SIAM J. Comput.* 43, 1 (2014), 337–354.
- [15] Richard B Lehoucq, Danny C Sorensen, and Chao Yang. 1998. *ARPACK users' guide: solution of large-scale eigenvalue problems with implicitly restarted Arnoldi methods*. Vol. 6. Siam.
- [16] Howard Levinson. [n.d.]. An eigenvalue representation for random walk hitting times and its application to the rook graph. <https://www.math.upenn.edu/~levh/rookgraph.pdf>
- [17] Omer Levy and Yoav Goldberg. 2014. Neural Word Embedding as Implicit Matrix Factorization. In *Advances in Neural Information Processing Systems 27*, Z. Ghahramani, M. Welling, C. Cortes, N. D. Lawrence, and K. Q. Weinberger (Eds.), Curran Associates, Inc., 2177–2185. <http://papers.nips.cc/paper/5477-neural-word-embedding-as-implicit-matrix-factorization.pdf>
- [18] Yitan Li, Linli Xu, Fei Tian, Liang Jiang, Xiaowei Zhong, and Enhong Chen. 2015. Word embedding revisited: A new representation learning and explicit matrix factorization perspective. In *Twenty-Fourth International Joint Conference on Artificial Intelligence*.
- [19] Frank McSherry. 2001. Spectral partitioning of random graphs. In *Proceedings 42nd IEEE Symposium on Foundations of Computer Science*. IEEE, 529–537.
- [20] Carl D Meyer, Jr. 1973. Generalized inversion of modified matrices. *SIAM J. Appl. Math.* 24, 3 (1973), 315–323.
- [21] Tomas Mikolov, Ilya Sutskever, Kai Chen, Greg S Corrado, and Jeff Dean. 2013. Distributed representations of words and phrases and their compositionality. In *Advances in neural information processing systems*. 3111–3119.
- [22] Andrew Y Ng, Michael I Jordan, and Yair Weiss. 2002. On spectral clustering: Analysis and an algorithm. In *Advances in Neural Information Processing Systems*. 849–856.
- [23] Travis E Oliphant. 2006. *A guide to NumPy*. Vol. 1. Trelgol Publishing USA.
- [24] Fabian Pedregosa, Gaël Varoquaux, Alexandre Gramfort, Vincent Michel, Bertrand Thirion, Olivier Grisel, Mathieu Blondel, Peter Prettenhofer, Ron Weiss, Vincent Dubourg, et al. 2011. Scikit-learn: Machine learning in Python. *Journal of machine learning research* 12, Oct (2011), 2825–2830.
- [25] Bryan Perozzi, Rami Al-Rfou, and Steven Skiena. 2014. Deepwalk: Online learning of social representations. In *Proceedings of the 20th ACM SIGKDD international conference on Knowledge discovery and data mining*. ACM, 701–710.
- [26] Jiezhong Qiu, Yuxiao Dong, Hao Ma, Jian Li, Kuansan Wang, and Jie Tang. 2018. Network embedding as matrix factorization: Unifying deepwalk, line, pte, and node2vec. In *Proceedings of the Eleventh ACM International Conference on Web Search and Data Mining*. ACM, 459–467.
- [27] Gyan Ranjan, Zhi-Li Zhang, and Daniel Boley. 2014. Incremental computation of pseudo-inverse of Laplacian. In *International Conference on Combinatorial Optimization and Applications*. Springer, 729–749.
- [28] Jianbo Shi and Jitendra Malik. 2000. Normalized cuts and image segmentation. *IEEE Transactions on pattern analysis and machine intelligence* 22, 8 (2000), 888–905.
- [29] Daniel A Spielman and Shang-Hua Teng. 2004. Nearly-linear time algorithms for graph partitioning, graph sparsification, and solving linear systems. In *Proceedings of the thirty-sixth annual ACM symposium on Theory of computing*. 81–90.
- [30] Chris Stark, Bobby-Joe Breitkreutz, Andrew Chatr-Aryamontri, Lorrie Boucher, Rose Oughtred, Michael S Livstone, Julie Nixon, Kimberly Van Auker, Xiaodong Wang, Xiaoqi Shi, et al. 2010. The BioGRID interaction database: 2011 update. *Nucleic acids research* 39, suppl_1 (2010), D698–D704.
- [31] Jian Tang, Meng Qu, Mingzhe Wang, Ming Zhang, Jun Yan, and Qiaozhu Mei. 2015. Line: Large-scale information network embedding. In *Proceedings of the 24th international conference on world wide web*. International World Wide Web Conferences Steering Committee, 1067–1077.
- [32] Petar Veličković, William Fedus, William L Hamilton, Pietro Liò, Yoshua Bengio, and R Devon Hjelm. 2018. Deep graph infomax. *arXiv preprint arXiv:1809.10341* (2018).
- [33] Felix Wu, Tianyi Zhang, Amaur Holanda de Souza, Christopher Fifty, Tao Yu, and Kilian Q Weinberger. 2019. Simplifying graph convolutional networks. *Proceedings of Machine Learning Research* (2019).
- [34] Shuicheng Yan, Dong Xu, Benyu Zhang, Hong-Jiang Zhang, Qiang Yang, and Stephen Lin. 2006. Graph embedding and extensions: A general framework for dimensionality reduction. *IEEE transactions on pattern analysis and machine intelligence* 29, 1 (2006), 40–51.