
Earballs: Neural Transmodal Translation

Andrew Port

Department of Computer Engineering
University of California, Santa Cruz
Santa Cruz, CA 95064
aaport@ucsc.edu

Chellwon Kim

FXPAL
Palo Alto CA 94304, USA
kim@fxpal.com

Mitesh Patel

FXPAL
Palo Alto CA 94304, USA
mitesh@fxpal.com

Abstract

As is expressed in the adage “a picture is worth a thousand words”, when using spoken language to communicate visual information, brevity can be a challenge. This work describes a novel technique for leveraging machine learned feature embeddings to translate visual (and other types of) information into a perceptual audio domain, allowing users to perceive this information using only their aural faculty. To be clear, the goal of this work is to propose a mechanism for providing an information preserving mapping that users can learn to use to see (or perceive other information) using their auditory system.

The system uses a pretrained image embedding network to extract visual features and embed them in a compact subset of Euclidean space – this converts the images into feature vectors whose L^2 distances can be used as a meaningful measure of similarity. A generative adversarial network is then used to find a distance preserving map from this metric space of feature vectors into the metric space defined by a target audio dataset and a mel-frequency cepstrum-based psychoacoustic distance metric.

We demonstrate this technique by translating images of faces into human speech-like audio. The GAN successfully found a metric preserving mapping, and in human subject tests, users were able to successfully classify images of faces using only the audio output by our model.

1 Introduction

Many humans have a need or desire for a robust form of sensory feedback. We seek to provide an effective avenue for that feedback through their ears. This is applicable to those with a visual impairment, those in need of feedback from medical or external devices, (e.g. prosthetics or robotic limbs), and, more generally, anyone who wishes to augment neurological or biological systems and requires a robust form of feedback.

The question that initially motivated this work was “Can visual information be communicated to a human through sound as effectively and concisely as it is through light?” In the opinion of the authors of this work, the answer seems to be, not through English but perhaps through another type of audio. For example, a human with average sight, after a brief (e.g. one second long) glance at a room or face, can describe key features of that room or face. For any description longer than a quick phrase however, it takes more than a second to communicate the description through spoken English words. Consider also that some mammals (e.g. bats) can effectively use their auditory

systems for navigation in low-light environments. There are even examples, some easily found on YouTube, of humans without sight who have reportedly learned to use a form of echolocation as well. Additionally, recent advancements in machine learning (i.e. deep learning) have provided methods of effectively embedding high-level visual information in relatively low-dimensional Euclidean space (e.g. [22][2][19] for just a few of the many existing examples).

In this work, we propose an unsupervised neural translation model that translates visual information into a perceptual audio domain. Our proposed model leverages a pre-trained feature embedding (trained in a weakly supervised fashion using triplet loss) that embeds visual information into a metric space where the Euclidean distance between feature vectors gives a notion of visual similarity. We exploit this learned metric space by mapping the feature vectors into audio signals while enforcing that the Euclidean distance between each pair of untranslated feature vectors is equal (up to scaling) to a mel-frequency cepstrum-based psychoacoustic distance of translated audio signals. To enforce this geometric preservation, we use a loss simple term, Eq. 2. This loss term is novel as far as the authors are aware, however, due to its simplicity and that it is arguably a natural choice, it seems very likely to have been used elsewhere in machine learning or computer vision.

Our translation model is based on WaveGAN [8], a generative adversarial network (GAN) [13] designed to synthesize audio which fits into a given distribution – that distribution being defined by a dataset of audio files.

We find that this technique allows the learning of a meaningful translation between two modalities and demonstrate the technique by mapping images of faces to human speech sounds using a model we refer to as “Earballs”¹. We include results from a human subject test to support the claim the to information is preserved in a perceptually meaningful way.

We call the translation task described here “transmodal translation”. The term multimodal is commonly used to describe models and tasks which take into account information from multiple modalities (as inputs), e.g. classifying videos using both the visual content and audio. The term crossmodal has been used in previous works to describe models and tasks which take advantage of pre-existing connections between modalities in nature and human perception, e.g. reconstructing frames of video based on video’s audio[9] or reconstructing images based on English language descriptions of those images[20]. In contrast to crossmodal translation, transmodal translation is the task of finding a novel map between two domains of distinct modalities, as opposed to the also quite interesting problem of learning a pre-existing map or a map which relies on pre-existing interactions between modalities.

The contributions of our work can be summarized as follows.

- We propose the novel machine learning task of transmodal translation, the task of learning an information preserving map between the domains of two distinct modalities without relying on any pre-existing maps between those modalities.
- We provide the implementation details of “Earballs”, a novel system for the unsupervised transmodal translation of feature vectors into an audio domain. To the authors’ knowledge, this work is the first attempt to automatically learn a translation from an arbitrary domain of features vectors (equipped with some meaningful metric) into a non-language-based audio domain.
- We propose a novel approach for dealing with mode collapse for metric preserving models using a diametric loss term.
- We discover that applying the distance preservation constraint a generative model can lead to reduced diversity of the generated audio and demonstrate a method of using a second discriminator to restore and enhance output diversity while retaining.

2 Related Work

2.1 Transmodal Translation

Beerends and Stermerdink [3] proposed a system for translating images into audio (represented in the time-frequency domain) by assigning each row and column of the image to a specific frequency and time, respectively. The amplitude of each frequency at each time being determined by the

¹A portmanteau of “ears” and “eyeballs”

corresponding pixel’s intensity. Communicating the information in an image pixel by pixel manner has many drawbacks which our proposed system overcomes. In comparison, our system does not seek to encode or preserve the pixel information, but instead the higher-level information extracted by a learned feature embedding. By focusing on mapping the geometric structure of the feature space into the perceptual audio domain, we can translate information from a wide range of domains into perceptually meaningful audio. Our proposed system can also be applied to translate information from non-visual domains.

AbES system developed by Connors and colleagues [7] allows the user to identify their egocentric heading, position and orientation, and the relative location of the objects found in the building. This system is built on verbal commands and iconic pre-recorded sounds. Another vision-to-sound idea is explored by Stiles and Shimojo [24]. Their audio generation mechanism is based on direct mapping of pixel data from the image to audio frequency, panning, and loudness data (vertical position to frequency, left-right position to scan time (encoded in stereo), and brightness to sound loudness). Different than our system, it does not provide any facial information.

Apart from assistance purposes for visually impaired people, Nagrani et al. [17] developed a cross-model bio-metric matching to decide which voice belongs to the speaker’s face by matching an audio clip of someone speaking. Similarly, Oh et al. [5] presented a Speech2Face in order to reconstruct a facial image of a person from a short audio recording of that person speaking.

2.2 Metric Preservation

Metric preservation terms have been proposed to improve the efficiency [4] of GAN models and also to alleviate mode collapse and the vanishing gradient problem [26]. In [4], Benaim & Wolf used a metric preservation term similar to Eq. 2 for the task of unpaired image to image translation achieving similar results to CycleGAN [27] and DiscoGAN [16] without the need for a secondary inverted generator. Our metric preservation methodology and loss term differ from these previous works in the choice of normalization method (see section 3.4) and also in the use of “non-discriminated random inputs” (see 4.2).

3 Method

In this work, we propose a deep learning based framework that translates high-level information extracted from an image or other signal (e.g. facial identity/expression, location of objects, etc.) into audio. This system can be built on top of any feature embedding model that embeds inputs into a metric space (i.e. any model, $f : X \rightarrow Y$, where $d(f(x_1), f(x_2))$ is meaningful for some metric d). The pipeline is as follows (See Figure 1 for a visual). We start with a pre-trained feature embedding model capable of extracting desired features from an image (e.g. FaceNet [21], VGGFace2 [6]). We then train a generative network which maps the features into a target perceptual audio domain. This perceptual audio domain can be determined by any sufficiently large and diverse dataset of sounds (e.g. clips of human speech [18], musical sounds [10], etc.).

We use a generative adversarial learning (GAN) approach [13] to train the generative network, enforcing the following.

- i. Output sounds fit into the distribution of sounds specified by the target dataset. This is enforced by a discriminative model which tries to distinguish between real and generated sounds (Top row in Fig. 1)
- ii. Distances between the image features, and distances between the corresponding outputs of the generative model i.e. audio signals, are equal (‘metric learning’ block in Fig. 1). Here the distance between two image features is computed using the L2 norm and the distance between two generated audio signals is computed using the perceptual metric described in Sec. 3.3 (‘Audio Metric’ block in Fig. 1).

3.1 WaveGAN

To generate sounds and enforce that the output sounds fit into a target distribution, we use a GAN structure. (Fig. 1 Top row). This discriminator network is tasked with predicting whether the sounds fed into it are “real” audio samples from the target dataset or synthetic audio samples output by

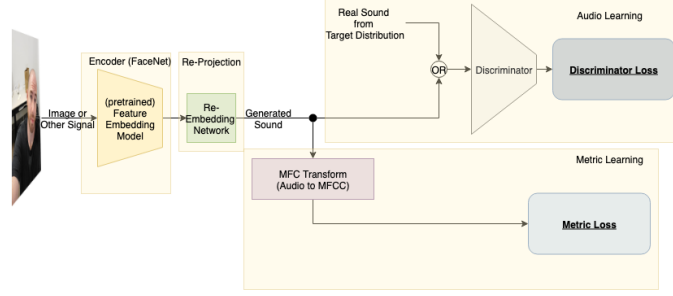


Figure 1: Our proposed image-to-audio translation model’s structure. We use “OR” here to indicate that the input batch comes from (exclusively) one of the two inputs.

the generator. The generator network is tasked with both generating audio which will fool the discriminator and also satisfy the metric preservation constraint, Eq. 2. Except for the MFCC-based metric preservation component, our network architecture and weight update scheme (described in Sec. 4.5) follow those of WaveGAN [8], including the use of a Wasserstein gradient penalty [14].

3.2 Mel-frequency cepstral coefficients(MFCCs)

The mel scale [23] is a logarithmic scaling of frequency designed to more closely match human hearing – the goal being that if humans perceive two frequencies, f_1 and f_2 , as being the same distance apart as two other frequencies, f_3 and f_4 , then f_1 and f_2 should be the same number of mels apart as f_3 and f_4 , i.e. we should have that $|m(f_1) - m(f_2)| = |m(f_3) - m(f_4)|$. There are multiple implementations of the mel scale, ours follow that used in the TensorFlow signal module:

$$m(f) = 1127 \ln \left(1 + \frac{f}{700} \right). \quad (1)$$

MFCCs are a spectrogram variant which spaces frequency bands on the mel scale. They are a commonly used audio featurization technique for speech [11] and musical [25] applications. Our exact implementation uses 80 bins over the frequency range of 80-7600Hz, window length of 1024 samples, fast Fourier transform (FFT) length of 1024, a frame step of 256.

3.3 Perceptual Audio Metric

For our target domain metric we use $d_Y(y_1, y_2) = \|\text{MFCC}(y_1) - \text{MFCC}(y_2)\|_2^2$ where MFCC is as described above in section 3.2.

3.4 Metric Preservation Constraint

Let (X, d_X) and (Y, d_Y) be our source and target metric spaces respectively, and let $\varphi : X \rightarrow Y$ be the mapping between these spaces given by our generator. Our metric preservation loss term is then given by

$$\mathcal{L}_{\text{metric}}(\mathbf{x}; \varphi) = \frac{1}{N(N-1)} \sum_{i < j} \left(\frac{d_X(x_i, x_j)}{\mathbb{E}_X[d_X]} - \frac{d_Y(\varphi(x_i), \varphi(x_j))}{\mathbb{E}_{\varphi(X)}[d_Y]} \right)^2, \quad (2)$$

where $\mathbf{x} = \{x_1, \dots, x_N\} \subset X$ is a batch of N source samples, and $\mathbb{E}_X[d_X]$ and $\mathbb{E}_{\varphi(X)}[d_Y]$ are the mean pairwise distance of samples in the input and in the output batch respectively.

Note that we normalize by the batch means as we want to enforce metric preservation only up to a scaling constant.

Note that previous works (e.g. [4]) have normalized over global statistics over all of X or Y as was done in previous works (e.g. [4]) may help to learn a surjective mapping, φ , which would provide some measure of protection against mode collapse. However, we’d prefer φ to be as close to metric preserving as possible and for it’s outputs to fit into the target distribution as well as possible.

In the example we present below (faces to speech-like sounds), X is a set of 128-dimensional unit vectors feature vectors output by (or, regarding the technique mentioned in Sec. 4.2, which could be output by) the OpenFace[1] implementation of FaceNet. FaceNet is trained using triplet loss, making Euclidean distance the natural choice for d_X . Our Y is given by audio from the TIMIT dataset (preprocessed as described in 4.3). For d_Y we use our MFCC-based audio metric as described in section 3.3.

3.5 Total Loss Functions

Our generator and discriminator loss functions are, in their totality, given by

$$\mathcal{L}_G(\mathbf{x}; G, D) = -D(G(\mathbf{x})) + \lambda_{\text{metric}} \mathcal{L}_{\text{metric}}(\mathbf{x}; G), \quad (3a)$$

$$\mathcal{L}_D(\mathbf{x}, \mathbf{a}; G, D) = D(G(\mathbf{x})) - D(\mathbf{a}) + \lambda_{\text{gp}} \mathcal{L}_{\text{gp}}(\mathbf{x}, \mathbf{a}; G, D), \quad (3b)$$

where \mathbf{x} is a batch of feature vectors from the source domain, \mathbf{a} is a batch of audio clips from the target audio domain, G and D denote the generator and discriminator respectively, and \mathcal{L}_{gp} is a Wasserstein gradient penalty term (the implementation from [8]). Following [8], we set $\lambda_{\text{gp}} = 10$. We'll experiment with tuning λ_{metric} below.

4 Results

In this section, we describe our source and target datasets, then the evaluation metrics used for assessing our translation model. We then compare our translation model to translations made by WaveGAN as a control.

4.1 Source Dataset: FaceNet Feature Vectors

For our source dataset we use feature vectors created by the pre-trained OpenFace [1] implementation of FaceNet [22] from images in the Labeled Faces in the Wild (LFW) dataset [15].

FaceNet is trained using triplet loss to embed images of the same face close together and images of different faces far apart by Euclidean distance. This makes L^2 distance the natural metric choice for our source domain.

LFW is collection of 13233 images of 5749 people, 1680 of which have two or more images in the dataset. The dataset also comes with automatically generated attribute scores for a collection of attributes related to eye wear, hair color, age, etc.

4.2 Non-Discriminated Random Inputs (NRI)

Our proposed model includes a feature we refer to as *non-discriminated random inputs* (URI). This means that with a probability of p each batch is not taken from the source dataset of feature vectors but instead is randomly uniformly sampled. The discriminator is not used to evaluate the quality of these samples. The feature vectors output by our pretrained embedding network being highly clustered, this methodology was implemented in an attempt to help the generator learn the spherical geometry of the input feature vectors thus easing its training. Potentially feeding in random feature vectors like this could also help with generalization, enforcing that all possible faces (not just those in the training set) have a unique sound assigned to them.

4.3 Target Dataset: TIMIT

For our target audio dataset we chose one composed of English human speech sounds, the DARPA TIMIT acoustic-phonetic continuous speech corpus (TIMIT).[12] We chose an English speech dataset thinking that human ears (especially those of native and fluent speakers) might be especially sensitive to these types of sounds and might also find the sounds to be more memorable. The dataset is composed audio recordings of 630 speakers of eight major dialects of American English, each reading ten "phonetically rich" sentences. We following [8]'s method of inputting the audio samples, are randomly shifted then truncated to 1.024 second.

Following [8], the audio is input (into the discriminator network) as 1.024 second clips of 16kHz mono PCM audio (vectors of length 16384), cast as floats and normalized by dividing by 32768.

4.4 Evaluation Metrics

We use three metrics to evaluate our model. Mean absolute error (MAE), Pearson product momentum correlation (PC), nearest centroid classifier accuracy, and a human subject test score (HS).

4.4.1 Mean Absolute Error (MAE)

This metric is exactly that used as our metric preservation loss, Eq. 2.

4.4.2 Pearson product momentum correlation (PC)

We compute the Pearson product momentum correlation (PC) between L2 pairwise distances of the input batch of feature vectors in the source metric and the corresponding translated samples in the audio metric. The Pearson correlation has a value between -1 and 1 , where ± 1 is perfect positive/negative linear correlation and 0 is no linear correlation.

4.4.3 Nearest Example classification

Mimicking the test used for human subjects we compute a classification accuracy based on predicting the category to be that of the nearest example in a set of examples, one per category. This is only used on the small sets of eight queries + three examples used in our human subject test.

4.4.4 Human Subject Accuracy (HSA)

In order to demonstrate that the translated information can be interpreted by humans we conducted a human subject test. Participants were provided with three audio clips labeled "A.wav", "B.wav", and "C.wav" and eight additional clips labeled and asked to classify each as sounding similar to A, B, or C. These human subject accuracies are reported in Tab. 4.6. A, B, and C were each a translation of a photo of a different person, each chosen at random from our test set for each participant. If any feature vectors from category A were farther apart than the minimal distance between feature vectors in A and B or A and C, then we'd generate a new test. The tests were generated from examples in our test set in the following manner.

Algorithm 1: Test generation for human subject tests.

```
while While not done do
    Choose 3 nonnegative integers a, b, and c s.t.  $a + b + c = 8$ ;
    Choose 3 random categories {A, B, C} with  $> 1 + \max\{a, b, c\}$  examples;
    Choose  $a+1$ ,  $b+1$ , and  $c+1$  samples from A, B, and C respectively;
    if Euclidean distance separates chosen example feature vectors then
        | done = True
    end
end
```

4.5 Training

We train all models for 30k steps using a batch size of 64. Following [8], we set $\lambda_{gp} = 10$ and use Adam as to optimize both our generator and discriminator with the learning rate, β_1 , and β_2 set to 0.0001, 0.5, and 0.9 respectively. We experiment with tuning λ_{metric} and the URI proportion (see Fig. 2 and Fig. 3 respectively) finding $\lambda_{metric} = 3$ and a URI proportion of 0.5 to be good choices. We also experimented extensively with MFCC parameters and other audio metrics, however, we do not provide any related results here as we these choices were decided primarily based on personal evaluations of the audio fidelity – the MFCC parameters and target metric choices greatly affected the quality of the produced audio. That said, we found the parameters and implementation specifics proposed in this work to consistently lead to good results when using the above-described LFW/FaceNet source domain and TIMIT target domain.

Method	MAE	PC	HSA (N=7)
Earballs (proposed)	0.013	0.993	75%
WaveGAN (control)	0.313	-0.015	N/A

Table 1: Mean absolute error (Eq. 2), Pearson product momentum correlation, and mean human subject accuracy. Human subject scores ranged from 50% to 100%. The expected accuracy of random guessing would be $\approx 33\%$

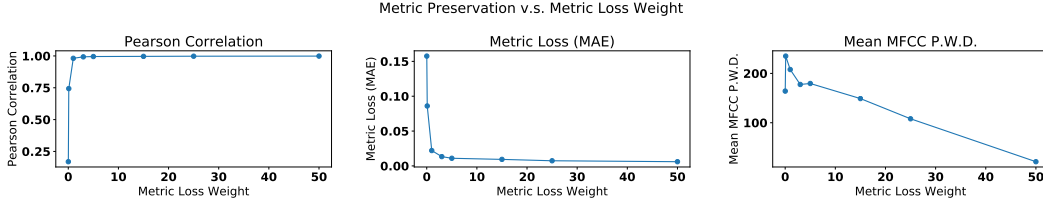


Figure 2: These plots show how three metrics of geometric preservation vary with λ_{metric} , the weight of the metric loss term. In these experiments the source and target are LFW and TIMIT respectively, paired with L^2 distance and our audio metric described in Sec. 3.3, respectively. All results are computed using the LFW test set after 30k training steps. The leftmost two plots feature the PC and MAE metrics described above. The rightmost plot shows the mean pairwise distance between translations of test set features vectors. Note that the mean pairwise distance of the TIMIT training set is approximately 200.

4.6 Experimental results

In Figure 2 we show how three metrics of metric preservation change as the metric loss weight, λ_{metric} , varies. The PC and MAE increase as λ_{metric} increases from zero (the control case) to until around 10 where it plateaus. This explains our choice of setting $\lambda_{\text{metric}} = 10$ for all other experiments.

4.7 Audio Quality

The generated audio samples might be described as noisy human speech (samples are included in the supplementary material). There was a trade-off between metric preservation and audio fidelity which can be seen in Fig. 2. As the the metric loss weight, λ_{metric} , increased past about $\lambda_{\text{metric}} = 5$ the audio quality began to decrease. By $\lambda_{\text{metric}} = 100$, the generated audio sounded entirely like noise, not at all like human speech, and translations were very difficult to discern between. We attempted to use an additional loss, $\mathcal{L}_{\text{diametric}} = \max(0, 0.5 - r(\mathbf{x})) + \max(0, 2 + r(\mathbf{x}))$, to control the ratio, r , of the mean pairwise distance of generated samples and the mean pairwise distance in our

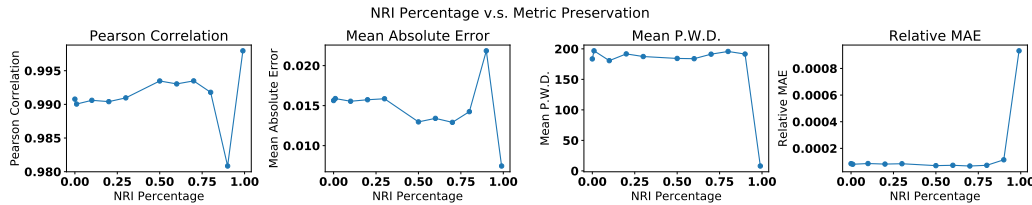


Figure 3: These plots show how three metrics of geometric preservation vary with λ_{metric} , the weight of the metric loss term. In these experiments the source and target are LFW and TIMIT respectively, paired with L^2 distance and our audio metric described in Sec. 3.3, respectively. All results are computed using the LFW test set after 30k training steps. The leftmost two plots feature the PC and MAE metrics described above. The rightmost plot shows the mean pairwise distance between translations of test set features vectors. Note that the mean pairwise distance of the TIMIT training set is approximately 200.

target dataset, but this led to other undesirable audio qualities. The parameters recommended above resulted in acceptable audio fidelity – i.e. the sounds were easily distinguishable and even sometimes memorable – without compromising the metric preservation (as can be seen in the leftmost two plots of Fig. 2).

5 Conclusions

We have achieved all three of our primary goals for this work. The desired information was preserved, converted to a signal resembling the target dataset, and human subjects were able to utilize the preserved information to group the samples with high accuracy. The fidelity of the audio samples is far from perfect while this was the least important of our goals, there is work to be done in this direction. Currently the network is able to store some of the preserved information in background noise whereas we’d have preferred it to be entirely stored in phonetic and vocal qualities. To this end we did attempt to use an automatic speech recognition model to filter out only the phonetic qualities however did not have success with this attempt.

References

References

- [1] B. Amos, B. Ludwiczuk, and M. Satyanarayanan. Openface: A general-purpose face recognition library with mobile applications. Technical report, CMU-CS-16-118, CMU School of Computer Science, 2016.
- [2] R. Arandjelovic, P. Gronát, A. Torii, T. Pajdla, and J. Sivic. Netvlad: CNN architecture for weakly supervised place recognition. *CoRR*, abs/1511.07247, 2015. URL <http://arxiv.org/abs/1511.07247>.
- [3] J. G. Beerends and J. A. Stemerdink. A perceptual audio quality measure based on a psychoacoustic sound representation. *J. Audio Eng. Soc.*, 40(12):963–978, 1992. URL <http://www.aes.org/e-lib/browse.cfm?elib=7019>.
- [4] S. Benaïm and L. Wolf. One-sided unsupervised domain mapping. In *Advances in neural information processing systems*, pages 752–762, 2017.
- [5] D. Bunker. Speech2face: Reconstructed lip syncing with generative adversarial networks. *Data Reflexions: Thoughts and Projects*, 2017.
- [6] Q. Cao, L. Shen, W. Xie, O. M. Parkhi, and A. Zisserman. Vggface2: A dataset for recognising faces across pose and age. In *International Conference on Automatic Face and Gesture Recognition*, 2018.
- [7] E. Connors, E. Chrastil, J. Sanchez, and L. B. Merabet. Action video game play and transfer of navigation and spatial cognition skills in adolescents who are blind. *Frontiers in human neuroscience*, 8:133, 2014.
- [8] C. Donahue, J. McAuley, and M. Puckette. Adversarial audio synthesis. *arXiv preprint arXiv:1802.04208*, 2018.
- [9] B. Duan, W. Wang, H. Tang, H. Latapie, and Y. Yan. Cascade attention guided residue learning GAN for cross-modal translation. *CoRR*, abs/1907.01826, 2019. URL <http://arxiv.org/abs/1907.01826>.
- [10] J. Engel, C. Resnick, A. Roberts, S. Dieleman, D. Eck, K. Simonyan, and M. Norouzi. Neural audio synthesis of musical notes with wavenet autoencoders, 2017.
- [11] T. Ganchev, N. Fakotakis, and G. Kokkinakis. Comparative evaluation of various mfcc implementations on the speaker verification task. In *Proc. of the SPECOM-2005*, pages 191–194, 2005.
- [12] J. Garofolo, L. Lamel, W. Fisher, J. Fiscus, and D. Pallett. Darpa timit acoustic-phonetic continuous speech corpus cd-rom. nist speech disc 1-1.1. *NASA STI/Recon Technical Report N*, 93:27403, 01 1993.
- [13] I. Goodfellow, J. Pouget-Abadie, M. Mirza, B. Xu, D. Warde-Farley, S. Ozair, A. Courville, and Y. Bengio. Generative adversarial nets. In *Advances in neural information processing systems*, pages 2672–2680, 2014.

- [14] I. Gulrajani, F. Ahmed, M. Arjovsky, V. Dumoulin, and A. C. Courville. Improved training of wasserstein gans. *CoRR*, abs/1704.00028, 2017. URL <http://arxiv.org/abs/1704.00028>.
- [15] G. B. Huang, M. Mattar, H. Lee, and E. Learned-Miller. Learning to align from scratch. In *NIPS*, 2012.
- [16] T. Kim, M. Cha, H. Kim, J. K. Lee, and J. Kim. Learning to discover cross-domain relations with generative adversarial networks. *CoRR*, abs/1703.05192, 2017. URL <http://arxiv.org/abs/1703.05192>.
- [17] A. Nagrani, S. Albanie, and A. Zisserman. Seeing voices and hearing faces: Cross-modal biometric matching. In *Proceedings of the IEEE conference on computer vision and pattern recognition*, pages 8427–8436, 2018.
- [18] V. Panayotov, G. Chen, D. Povey, and S. Khudanpur. Librispeech: an asr corpus based on public domain audio books. In *2015 IEEE International Conference on Acoustics, Speech and Signal Processing (ICASSP)*, pages 5206–5210. IEEE, 2015.
- [19] X. Peng, X. Yu, K. Sohn, D. N. Metaxas, and M. Chandraker. Reconstruction for feature disentanglement in pose-invariant face recognition. *CoRR*, abs/1702.03041, 2017. URL <http://arxiv.org/abs/1702.03041>.
- [20] J. Qi and Y. Peng. Cross-modal Bidirectional Translation via Reinforcement Learning. In *Proceedings of the Twenty-Seventh International Joint Conference on Artificial Intelligence*, pages 2630–2636, Stockholm, Sweden, July 2018. International Joint Conferences on Artificial Intelligence Organization. ISBN 978-0-9992411-2-7. doi: 10.24963/ijcai.2018/365. URL <https://www.ijcai.org/proceedings/2018/365>.
- [21] F. Schroff, D. Kalenichenko, and J. Philbin. Facenet: A unified embedding for face recognition and clustering. *CoRR*, abs/1503.03832, 2015. URL <http://arxiv.org/abs/1503.03832>.
- [22] F. Schroff, D. Kalenichenko, and J. Philbin. Facenet: A unified embedding for face recognition and clustering. In *Proceedings of the IEEE conference on computer vision and pattern recognition*, pages 815–823, 2015.
- [23] S. S. Stevens, J. Volkman, and E. B. Newman. A scale for the measurement of the psychological magnitude pitch. *The Journal of the Acoustical Society of America*, 8(3):185–190, 1937. doi: 10.1121/1.1915893. URL <https://doi.org/10.1121/1.1915893>.
- [24] N. R. Stiles and S. Shimojo. Auditory sensory substitution is intuitive and automatic with texture stimuli. *Scientific reports*, 5:15628, 2015.
- [25] H. Terasawa, M. Slaney, Ccrma, and J. Berger. Perceptual distance in timbre space. 03 2020.
- [26] N. Tran, T. Bui, and N. Cheung. Generative adversarial autoencoder networks. *CoRR*, abs/1803.08887, 2018. URL <http://arxiv.org/abs/1803.08887>.
- [27] J.-Y. Zhu, T. Park, P. Isola, and A. A. Efros. Unpaired image-to-image translation using cycle-consistent adversarial networks. In *Computer Vision (ICCV), 2017 IEEE International Conference on*, 2017.