

Time-Independent Planning for Multiple Moving Agents

Keisuke Okumura¹, Yasumasa Tamura¹, Xavier Défago¹

¹Tokyo Institute of Technology

Tokyo, Japan

okumura.k@coord.c.titech.ac.jp, {tamura, defago}@c.titech.ac.jp

Abstract

Typical Multi-agent Path Finding (MAPF) solvers assume that agents move synchronously, thus neglecting the reality gap in timing assumptions, e.g., delays caused by an imperfect execution of asynchronous moves. So far, two policies enforce a robust execution of MAPF plans taken as input: either by forcing agents to synchronize or by executing plans while preserving temporal dependencies. This paper proposes an alternative approach, called time-independent planning, which is both online and distributed. We represent reality as a transition system that changes configurations according to atomic actions of agents, and use it to generate a time-independent schedule. Empirical results in a simulated environment with stochastic delays of agents' moves support the validity of our proposal.

Introduction

Multi-agent systems with physically moving agents are becoming gradually more common, e.g., automated warehouse (Wurman, D'Andrea, and Mountz 2008), traffic control (Dresner and Stone 2008), or self-driving cars. In such systems, agents must move smoothly without colliding. This is embodied by the problem of Multi-agent Path Finding (MAPF) (Stern 2019). Planning techniques for MAPF have been extensively studied in recent years.

The output of such planning is bound to be executed in real-world situations with agents (robots). Typical MAPF is defined in discrete time. Agents are assumed to do two kinds of atomic actions synchronously: move to a neighboring location or stay at their current location. Perfect executions for the planning are however difficult to ensure since timing assumptions are inherently uncertain in reality, due to the difficulty of: 1) accurately predicting the temporal behavior of many aspects of the system, e.g., kinematics, 2) anticipating external events such as faults and interference, and 3) ensuring a globally consistent and accurate notion of time in the face of clock shift and clock drift. Even worse, the potential of unexpected interference increases with the number of agents, hence the need to prepare for imperfect executions regarding the timing assumptions.

Two intuitive policies tackle imperfect executions of MAPF plans taken as input. The first, and conservative idea is to forcibly synchronize agents' moves, globally or locally. Most decentralized approaches to MAPF take this approach

implicitly (Wiktor et al. 2014; Kim et al. 2015; Okumura et al. 2019; Wang and Rubenstein 2020). This policy negatively affects the entire performance of the system with unexpected delays and lacks flexibility (Ma, Kumar, and Koenig 2017). The second policy makes agents preserve temporal dependencies of the planning (Hönig et al. 2016; Ma, Kumar, and Koenig 2017; Hönig et al. 2019; Atzmon et al. 2020). Two types of temporal dependencies exist: 1) internal events within one agent and, 2) order relation of visiting one node. This policy is sound but still vulnerable to delays. Consider an extreme example where one agent moves very slowly or crashes. Due to the second type of dependencies, the locations where the agent will be restricted by the use of the other agents. Thus, the asynchrony of the movements is sensitive to the whole system.

We, therefore, propose an alternative approach, called time-independent planning, that aims at online and distributed execution focusing on agents' moves. We represent the whole system as a transition system that changes configurations according to atomic actions of agents, namely, 1) request the next locations (*requesting*), 2) move (*extended*), and, 3) release the past locations, or stay (*contracted*). In this time-independent model, any *a priori* knowledge for timings of atomic actions is unavailable, representing non-deterministic behaviors of the external environment. The challenge is to design algorithms tolerant of all possible sequences of actions.

The main contributions of this paper are: 1) the formalization of the time-independent model and Causal-PIBT, a proposed time-independent planning with guaranteed *reachability*, i.e., all agents are ensured to reach their destinations within finite time. Causal-PIBT, as a proof-of-concept, extends a recently-developed decoupled approach that solves MAPF iteratively, Priority Inheritance with Backtracking (PIBT) (Okumura et al. 2019). We also present how an offline MAPF plan enhances Causal-PIBT. 2) experimental results demonstrating the validity and robustness of the proposal through the simulation with stochastic delays of agents' moves, using MAPF-DP (with Delay Probabilities) (Ma, Kumar, and Koenig 2017).

The remainder of this paper consists of the following five sections: 1) preliminary including the formalization of MAPF and related work, 2) the time-independent model, 3) examples of time-independent planning, 4) empirical results

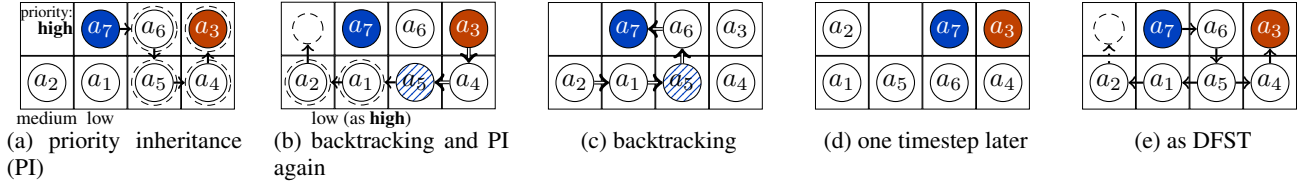


Figure 1: Example of PIBT. Requests for the next timestep are depicted by dashed circles, determined greedily according to agents’ destinations (omitted here). Flows of priority inheritance and backtracking are drawn as single-line and doubled-line arrows, respectively. First, a_7 (blue agent) determines the next desired node (current location of a_6). Then, priority inheritance happens from a_7 to a_6 , making a_7 wait for backtracking and a_6 start planning; a_6 , a_5 and a_4 do the same. a_3 (red), however, is stuck (1a). Thus, a_3 backtracks as invalid to a_4 (1b). a_4 tries to replan, however, a_4 is also stuck hence a_4 sends backtracking as invalid to a_5 (blue with diagonal lines). a_5 , with success replanning, executes other priority inheritance to a_1 (1b). Finally, a_1 , a_5 , a_6 and a_7 receives backtracking as valid (1c) and then start moving (1d). Fig. 1e: virtual depth first search tree for this example, for explanation of Causal-PIBT. a_7 is a root. Solid arrows are drawn from a parent to a child. a_2 finds an empty node.

of the proposals using MAPF-DP, and 5) conclusion.

Preliminaries

This section first defines MAPF. Then, we explain the MAPF variant emulating asynchrony of movements, called MAPF-DP, which we later use in experiments. We also explain two policies that execute MAPF plans and PIBT, the original form of Causal-PIBT.

MAPF

In an environment represented as a graph $G = (V, E)$, the MAPF problem is defined as follows. Let $\pi_i[t] \in V$ denote the location of an agent a_i at time $t \in \mathbb{N}$. Given distinct initial locations $\pi_i[0] \in V$ and destinations $g_i \in V$ for each agent, assign a path $\pi_i = (\pi_i[0], \pi_i[1], \dots, \pi_i[T])$ such that $\pi_i[T] = g_i$ to each agent minimizing some objective function (see below).

At each timestep t , a_i can move to an adjacent node, or, can stay at its current location, i.e., $\pi_i[t+1] \in \text{Neigh}(\pi_i[t]) \cup \{\pi_i[t]\}$, where $\text{Neigh}(v)$ is the set of nodes neighbor to $v \in V$. Agents must avoid two types of conflicts (Stern et al. 2019): 1) *vertex conflict*: $\pi_i[t] \neq \pi_j[t]$, and, 2) *swap conflict*: $\pi_i[t] \neq \pi_j[t+1] \vee \pi_i[t+1] \neq \pi_j[t]$.

Two kinds of objective functions are commonly used to evaluate MAPF solutions: 1) *sum of cost* (SOC), where the cost is the earliest timestep T_i such that $\pi_i[T_i] = g_i, \dots, \pi_i[T] = g_i, T_i \leq T$, 2) *makespan*, i.e., T . This paper focuses on the sum of cost (SOC).

MAPF-DP (with Delay Probabilities)

MAPF-DP (Ma, Kumar, and Koenig 2017) emulates imperfect executions of MAPF plans by introducing the possibility of unsuccessful moves. Time is still discrete. At each timestep, an agent a_i can either stay in place or move to an adjacent node with a probability p_i of being unsuccessful. The definition of conflicts is more restrictive than with normal MAPF: 1) vertex conflict is as defined in MAPF, and 2) *following conflict*: $\pi_i[t+1] \neq \pi_j[t]$. The rationale is that, without the later restriction, two agents might be in the same node due to one failing to move. Note that following conflict contains swap conflict.

Execution Policies Ma *et al.* (Ma, Kumar, and Koenig 2017) studied two robust execution policies using MAPF plans for the MAPF-DP setting. The first one, called *Fully Synchronized Policies (FSPs)*, synchronizes the movements of agents globally, i.e., a_i waits to move to $\pi_i[t+1]$ ($\neq \pi_i[t]$) until all move actions of $\pi_j[t']$, $t' \leq t$ are completed. The second approach, called *Minimal Communication Policies (MCPs)*, executes a plan while maintaining its temporal dependencies. There are two kinds of dependencies: 1) *internal events*, i.e., the corresponding action of $\pi_i[t]$ is executed prior to that of $\pi_i[t+1]$, and 2) *node-related events*, i.e., if $\pi_i[t] = \pi_j[t']$ and $t < t'$, the event of $\pi_i[t]$ is executed prior to that of $\pi_j[t']$. As long as an MAPF plan is valid, both policies make agents reach their destinations without conflicts, despite of delay probabilities.

Priority Inheritance with Backtracking (PIBT)

PIBT (Okumura et al. 2019) repeats one-timestep planning until it terminates, aiming at solving MAPF iteratively (without delays). Unlike complete solvers for MAPF, PIBT does not ensure that all agents are on their goals simultaneously, rather it ensures *reachability*; all agents are ensured to reach their destinations eventually. Thus, an agent that reaches its goal potentially moves from there while other agents are moving. Reachability plays a crucial role in situations where destinations are given continuously such as lifelong MAPF (Ma et al. 2017) because all tasks (i.e., destinations) assigned to agents are ensured to be completed.

In PIBT, for each timestep, agents are provided with unique priorities and they sequentially determine their next locations in decreasing order of priorities while avoiding to use nodes that have requested by higher-priority agents. *Priority inheritance* is used; when a low-priority agent X obstructs the movement of a higher-priority agent Y , X temporarily inherits the higher-priority of Y . Priority inheritance can be applied iteratively. Agents giving their priority (Y) must wait for *backtracking* from agents inheriting the priority (X). Backtracking has two outcomes: valid or invalid. Valid occurs when Y can successfully move to the location of X in the next timestep. Invalid occurs when X is stuck, i.e., neither going anywhere nor staying at its current location without colliding, forcing Y to replan its path.

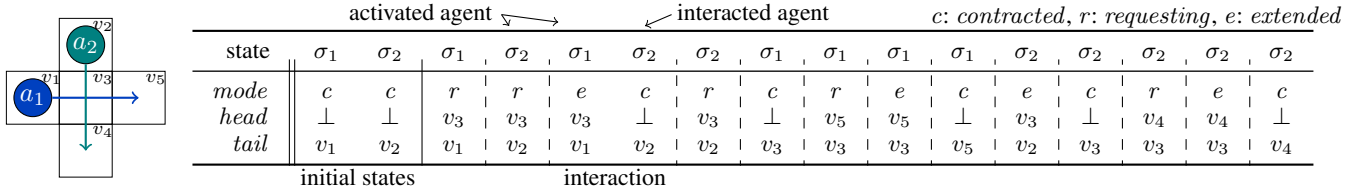


Figure 2: Example of an execution of the model. a_1 goes to v_5 and a_2 goes to v_4 . In the table, time progresses from left to right. There is an interaction, which makes a_2 be back to *contracted*.

Fig. 1 shows an example of PIBT in one timestep.

With these protocols, the agent with highest priority is ensured to move to an arbitrary neighbor node if the graph satisfies the adequate property, e.g., biconnected. Subsequently, such an agent moves to its goal along the shortest path to its goal. To ensure reachability, PIBT uses dynamic priorities, where the priority of an agent increments gradually at each timestep until it drops upon reaching its goal, meaning that, agents not reaching their goals yet eventually get the highest.

Time-Independent Model

This section presents the time-independent model. The model and terms used here are partly inspired by the model for distributed algorithms with synchronous message passing (Tel 2000) and the Amoebot model (Derakhshandeh et al. 2014), an abstract computational model for programmable matter. Our model is however different in that agents are physically embodied and move on a graph, have destinations, and know their locations.

Components The system consists of a set of agents $A = \{a_1, \dots, a_n\}$ and a graph $G = (V, E)$. We assume that each agent knows G to plan their respective paths.

Configuration and State The whole system is represented as a transition system according to atomic actions of agents. Each agent a_i is itself a transition system with its *state*, denoted as σ_i , consisting of its internal variables, its current location, and destination. A *configuration* $\gamma = (\sigma_1, \dots, \sigma_n)$ of the whole system at a given time consists of the states of all agents at that time. A change in the state of some agents causes a change of configuration of the system, e.g., $\gamma = (\dots, \sigma_{i-1}, \sigma_i, \sigma_{i+1}, \dots) \rightarrow \gamma' = (\dots, \sigma_{i-1}, \sigma'_i, \sigma_{i+1}, \dots)$.

Mode Each agent anytime occupies at least one node and occupies two nodes during moves between nodes. We use two terms to represent agents' locations: $tail_i \in V$ and $head_i \in V \cup \{\perp\}$, where \perp is void. They are associated with a mode $mode_i$ which can be: *contracted*, *requesting*, and *extended*.

- *contracted*: a_i stays at one node $tail_i$, and $head_i = \perp$; location of a_i is $tail_i$
- *requesting*: a_i attempts to move to $head_i \neq \perp$, being at $tail_i$; location of a_i is $tail_i$
- *extended*: a_i is moving from $tail_i$ to $head_i$; locations of a_i are both $tail_i$ and $head_i$.

Initially, all agents are *contracted* and have distinct initial locations. $head_i (\neq \perp)$ is always adjacent to $tail_i$.

Transition Movements of agents occur by changing modes. These transitions are accompanied by changing *tail* and *head* described as follows.

- a_i in *contracted* can become *requesting* by setting $head_i$ to $u \in Neigh(tail_i)$, to move to a neighbor node.
- a_i in *requesting* can go back to *contracted* by changing its $head_i$ to \perp .
- a_i in *requesting* can become *extended* when $\neg occupied(head_i)$, where $occupied(v)$ holds true when there is no agent a_j such that $tail_j = v$ and no agent a_j in *extended* such that $head_j = v$.
- a_i in *extended* can become *contracted*, implying that the movement is finished. This comes with $tail_i \leftarrow head_i$, then $head_i \leftarrow \perp$.

Transitions are atomic so, e.g., if agents in *contracted* become *extended* through *requesting*, at least two actions are required; see an example later. Other modes transitions are disallowed, e.g., an agent in *contracted* cannot become *extended* directly.

Conflict-freedom and Deadlock In the above transition rules, the model implicitly prohibits vertex and following conflicts of MAPF. Rather, the model is prone to *deadlocks*; A set of agents $\{a_k, \dots, a_l\}$ are in a deadlock when all of them are *requesting* and are in a cycle $head_k = tail_{k+1}, \dots, head_l = tail_k$.

Activation Agents perform a single atomic action as a result of being *activated*. The nature and the outcome of the action depend on the state of the agent (e.g., mode transition, local variable update). Activations occur non-deterministically, and there is no synchronization between agents. For simplicity, we assume that at most one agent is activated at any time. In other words, if two agents a_i and a_j seem to be activated simultaneously, we regard it as; $(\dots, \sigma_i, \dots, \sigma_j, \dots) \rightarrow (\dots, \sigma'_i, \dots, \sigma_j, \dots) \rightarrow (\dots, \sigma'_i, \dots, \sigma'_j, \dots)$. Activations are supposed to *fair* between agents; in any sufficiently long period, all agents must be activated at least once.

Interaction An activation may affect not only variables of the activated agent, but also affect nearby agents indirectly. For instance, if two *requesting* agents have the

same *head*, one wins and becomes *extended* whereas the other loses and becomes *contracted*, atomically. This type of activation is called an *interaction*. Interactions include activations such that the activated agents change their variables referring to the variables of other agents. We say that the agents involved in the interaction, except a_i itself, are *interacted agents*. Given an activated agent a_i and an interacted agent a_j , the system transitions as follows: $(\dots, \sigma_i, \dots, \sigma_k, \dots, \sigma_j, \dots) \rightarrow (\dots, \sigma'_i, \dots, \sigma_k, \dots, \sigma'_j, \dots)$. Except for interactions, the configuration is changed by the state change of a single agent. We assume that interactions are performed by communication between agents, but the detailed implementation is beyond the scope of this paper.

Termination Assume that each agent a_i has its own destination $g_i \in V$. Two choices exist about when the system is regarded as terminated. *Strong termination* occurs when reaching a configuration such that $mode_i = contracted \wedge tail_i = g_i$ for all agent a_i . This corresponds to usual MAPF termination. *Weak termination* is when all agents have experienced the state such that $mode_i = contracted \wedge tail_i = g_i$ at least once. This corresponds to the reachability of PIBT. Herein, we formally call the guarantee of weak termination as *reachability*. Note that properties of either deadlock-freedom or -recovery are required to ensure reachability.

Remarks Fig. 2 shows an example of one execution of the time-independent model. We here defined the model targeting MAPF, however, by changing the termination and goal assignments, wide situations can be addressed with this transition system, e.g., iterative MAPF (Okumura et al. 2019).

Algorithm

This section presents two examples of time-independent planning: GREEDY and Causal-PIBT. We also present how to enhance Causal-PIBT with offline MAPF plans.

Greedy Approach

GREEDY performs only basic actions; it can be a template for another time-independent planning. We simply describe its implementation for a_i as follows.

- when *contracted*: Choose the nearest node to g_i from $Neigh(tail_i)$ as new *head_i*, then become *requesting*.
- when *requesting*: Become *extended* when the *head_i* is unoccupied, otherwise, do nothing.
- when *extended*: Become *contracted*.

Obviously, GREEDY is prone to deadlocks, e.g., when two adjacent agents try to swap their locations, they block eternally. The time-independent planning without deadlock-freedom or deadlock-recovery properties is impractical, motivating the next algorithm.

Causal-PIBT

This algorithm extends both PIBT and GREEDY. Although PIBT is timing-based relying on synchronous moves,

Causal-PIBT is event-based relying on causal dependencies of agents' actions.

Concept Two intuitions are obtained from PIBT to design a time-independent algorithm with the reachability; 1) Build a depth-first search tree rooted at the agent with highest priority, using the mechanism of priority inheritance and backtracking. 2) Drop priorities of agents that arrive at their goals to give higher priorities to all agents not having reached their goals yet, thus resulting in that all agents eventually reach their goals. We complement the first part as follows.

The path adjustment of PIBT in one timestep can be seen as the construction of a (virtual) depth-first search tree consisting of agents and their dependencies. The tree is rooted at the first agent starting priority inheritance, i.e., locally highest priority agent, e.g., a_7 in Fig. 1. When an agent a_j inherits a priority from another agent a_i , a_j becomes a *child* of a_i and a_i becomes its *parent*. We show this virtual tree in Fig. 1e. Once an empty node adjacent to the tree is found, all agents on the path from the root to that empty node can move toward one step forward (a_2, a_1, a_5, a_6 and a_7). This enables the agent with highest priority, being always a root, to move from the current node to any arbitrary neighbor nodes. The invalid outcome in backtracking works as backtracking in a depth-first search, while the valid outcome notifies the search termination.

Description The pseudocode is split into Algorithm 1 and 2. Interactions and the corresponding interacted agents are explicitly marked in comments. In Algo. 1, procedures with activation are denoted for each mode.

Variants. We first introduce local variants of a_i .

- $parent_i$ and $children_i$: for maintaining tree structures. a_i is a root when $parent_i = a_i$. The algorithm updates these variants so that $a_i = parent_j \Leftrightarrow a_j \in children_i$.
- C_i and S_i : for searching unoccupied neighbor nodes. C_i is candidate nodes of next locations. a_i in *contracted* selects *head_i* from C_i . S_i represents already searched nodes by a tree to which a_i belongs. S_i is propagated in the tree. C_i is updated to be disjoint from S_i .
- $pori_i$ and $ptmp_i$: priorities. They are components of a total order set. $ptmp_i$ is basically equal to $pori_i$, however, it is changed by priority inheritance. $ptmp_i \geq pori_i$ in any time, and only $ptmp_i$ is used for interaction.

Structure. The procedures in *contracted* consist of:

- Relaying release [Line 2–4]. An agent in stuck like a_4 in Fig. 1e is “released” when its parent (a_5) moves. If it has children (a_3), it needs to relay the release to its children, then initialize.
- Priority inheritance [Line 5]. When a_i is activated and there exists an agent a_j with higher priority such that $head_j = tail_i$, then priority inheritance happens from a_j to a_i , e.g., from a_7 and a_6 in Fig. 1a.
- Backtracking [Line 6–13]. When a_i detects stuck ($C_i = \emptyset$), making its parent a_j *contracted* while propagating already searched nodes S_i , then stops. This procedures correspond to invalid case of backtracking in PIBT, e.g., from a_3 to a_4 in Fig. 1b.

Algorithm 1 Causal-PIBT

$parent_i \in A$: initially a_i ; $children_i \subset A$: initially \emptyset
 $pori_i$: original priority; $ptmp_i$: temporal priority, initially $pori_i$
 $C_i \subseteq V$: candidate nodes, initially $Neigh(tail_i) \cup \{tail_i\}$
 $S_i \subseteq V$: searched nodes, initially \emptyset

```

1: when  $mode_i = contracted$ 
2:   if  $C_i = \emptyset \wedge parent_i = a_i$  then
3:     RELEASECHILDREN, RESET
4:   end if
5:   PRIORITYINHERITANCE
6:   if  $C_i = \emptyset$  then
7:     let  $a_j$  be  $parent_i$ 
8:     if  $head_j = tail_i$  then
9:        $S_j \leftarrow S_j \cup S_i, C_j \leftarrow C_j \setminus S_j$   $\triangleright$  with  $a_j$ 
10:       $head_j \leftarrow \perp, mode_j \leftarrow contracted$ 
11:    end if
12:    return
13:  end if
14:   $u \leftarrow$  the nearest node to  $g_i$  in  $C_i$ 
15:  if  $u = tail_i$  then
16:    RELEASECHILDREN, RESET
17:    return
18:  end if
19:   $C_i \leftarrow C_i \setminus \{u\}, S_i \leftarrow S_i \cup \{u, tail_i\}$ 
20:   $head_i \leftarrow u, mode_i \leftarrow requesting$ 
21: end when
22: when  $mode_i = requesting$ 
23:   PRIORITYINHERITANCE
24:   if  $parent_i \neq a_i \wedge head_i \in S_{parent_i}$  then  $\triangleright parent_i$ 
25:      $head_i \leftarrow \perp, mode_i \leftarrow contracted$ 
26:     return
27:   end if
28:   if  $occupied(head_i)$  then return
29:    $A' \leftarrow \{a_j \mid a_j \in A, mode_j = requesting, head_j = head_i\}$ 
30:    $a^* \leftarrow \arg \max_{a_j \in A'} ptmp_j$ 
31:   for  $a_j \in A' \setminus \{a^*\}$  do  $\triangleright$  agents in  $A'$ 
32:      $head_j \leftarrow \perp, mode_j \leftarrow contracted$ 
33:   end for
34:   if  $a^* \neq a_i$  then return
35:    $children_{parent_i} \leftarrow children_{parent_i} \setminus \{a_i\}$   $\triangleright parent_i$ 
36:    $parent_i \leftarrow a_i$ 
37:   RELEASECHILDREN
38:    $mode_i \leftarrow extended$ 
39: end when
40: when  $mode_i = extended$ 
41:    $tail_i \leftarrow head_i, head_i \leftarrow \perp, mode_i \leftarrow contracted$ 
42:   update  $pori_i$ , RESET
43: end when

```

- Prioritized planning [Line 14–20]. Pickup one node u for the next location from C_i , update searched nodes, and become *requesting*. Initialize when u is $tail_i$.

The procedures in *requesting* consist of:

- Priority inheritance [Line 23]. The condition is the same as priority inheritance in *contracted*. This implicitly contributes to detecting deadlocks.
- Deadlock detection and resolving [Line 24–27]. This part detects the circle of requests, then go back to *contracted*.
- Winner determination [Line 28–33]. When $head_i$ is un-

occupied, there is a chance to move there. First, identify agents requesting the same node then select one with highest priority as a winner. Let losers back to be *contracted*. See “interaction” in Fig. 2.

- Preparation for moves [Line 34–38]. If a_i itself is a winner, after isolating itself from a tree belonged to, a_i becomes *extended*.

The procedures in *extended* are to update priority and back to *contracted*.

Subprocedures. We use three subprocedures, shown in Algo. 2. PRIORITYINHERITANCE first determines whether priority inheritance should occur [Line 2–5], then updates the structure of trees and inherits both the priority and the searched nodes from the new parent [Line 6–10]. RELEASECHILDREN just cuts off the relationship with the children of a_i . RESET initializes the agent’s status.

Overview. We design Causal-PIBT to build depth-first search trees rooted at the agents with locally highest priorities, using *parent* and *children*. They are updated through priority inheritance and backtracking mechanisms. All agents in the same tree have the same priority $ptmp$, equal to the priority $pori$ of the rooted agent. When a tree with higher priority comes in contact with a lower-priority tree (by someone becoming *requesting*), the latter is decomposed and is partly merged into the former (by PRIORITYINHERITANCE). In the reverse case, the tree with lower priority just waits for the release of the area. Backtracking occurs when a child has no candidate node to move due to requests from agents with higher priorities [Line 8–11 in Algo. 1].

Dynamic Priorities. We assume that $pori_i$ is unique between agents in any configuration and updated upon reaching a goal to be lower than priorities of all agents who have not yet reached their goals [Line 42 in Algo. 1]. This is realized by a prioritization scheme similar to PIBT.

Properties Next, two useful properties of Causal-PIBT are shown: deadlock-recovery and the reachability. We also state that Causal-PIBT is quick enough as atomic actions in terms of time complexity.

Theorem 1 (deadlock-recovery). *Causal-PIBT ensures no deadlock situation can last forever.*

Proof. Assume that there is a deadlock. When an agent a_i changes from *contracted* to *requesting*, it updates S_i such that S_i includes $head_i$ and $tail_i$ [Line 19 in Algo. 1]. After finite activations, all agents involved in the deadlock must have the same priority $ptmp$ due to priority inheritance. Every priority inheritance is accompanied by the propagation of S_i [Line 10 in Algo. 2]. When an agent in *requesting* detects its head in S_{parent_i} , it changes back to *contracted* [Line 24–27 in Algo. 1]. These imply the statement. \square

Once an agent a_i in a deadlock comebacks to *contracted*, a_i cannot request the same place as before due to the update of C_i [Line 19 in Algo. 1], preventing a reoccurrence of the deadlock situation; i.e., a livelock situation if repeated indefinitely.

Algorithm 2 Procedures of Causal-PIBT

```

1: procedure PRIORITYINHERITANCE
2:    $A'' \leftarrow \{a_j \mid a_j \in A, mode_j = requesting, tail_i = head_j\}$ 
3:   if  $A'' = \emptyset$  then return
4:    $a_k \leftarrow \arg \max_{a_j \in A''} ptmp_j$ 
5:   if  $ptmp_k \leq ptmp_i$  then return
6:   RELEASECHILDREN
7:    $children_{parent_i} \leftarrow children_{parent_i} \setminus \{a_i\} \triangleright parent_i$ 
8:    $parent_i \leftarrow a_k, children_k \leftarrow children_k \cup \{a_i\} \triangleright a_k$ 
9:    $ptmp_i \leftarrow ptmp_k$ 
10:   $S_i \leftarrow S_k \cup \{head_i\}, C_i \leftarrow Neigh(tail_i) \cup \{tail_i\} \setminus S_i$ 
11: end procedure
12: procedure RELEASECHILDREN
13:   for  $a_j \in children_i$  do  $parent_j \leftarrow a_j \triangleright a_j$ 
14:    $children_i \leftarrow \emptyset$ 
15: end procedure
16: procedure RESET
17:    $S_i \leftarrow \emptyset, C_i \leftarrow Neigh(tail_i) \cup \{tail_i\}$ 
18:    $ptmp_i \leftarrow por_i$ 
19: end procedure

```

Theorem 2 (reachability). *Causal-PIBT has the reachability in biconnected graphs if $|A| < |V|$.*

Proof sketch. Let a_i be the agent with highest por_i . If a_i is contracted, this agent does not inherit any priority. Thus, a_i can be requesting so that $head_i$ is any neighbor node of $tail_i$. If a_i is requesting, a_i eventually moves to $head_i$ due to the construction of the depth-first search tree in a biconnected graph. These imply that a_i can move to an arbitrary neighbor node in finite activations. By this, a_i moves along the shortest path to its goal. Due to the prioritization scheme, an agent that has not reached its goal eventually gets the highest por_i , then it starts moving along its shortest path to its goal, resulting in the reachability. \square

Proposition 1 (time complexity). *Assume that the maximum time required for one operation to update S_i or C_i (i.e., union, set minus) is α and for an operation of Line 14 in Algo. 1 is β . Let $\Delta(G)$ denote the maximum degree of G . For each activation, time complexity of Causal-PIBT in contracted is $O(\Delta(G) + \alpha + \beta)$, in requesting is $O(\Delta(G) + \alpha)$, and in extended is $O(1)$.*

Proof sketch. $|children_i|, |A'|$ used in requesting, and $|A''|$ used in PRIORITYINHERITANCE are smaller than equal to $\Delta(G)$. Then, the complexity of PRIORITYINHERITANCE is $O(\Delta(G) + \alpha)$. RELEASECHILDREN is $O(\Delta(G))$. RESET is $O(1)$. We can derive the statements using the above. \square

MAPF Plans as Hints

Although GREEDY and Causal-PIBT are for online situations, they can optionally use offline MAPF plans as hints while still being online and distributed schemes during execution. This can contribute to relaxing congestion because time-independent planning is shortsighted, i.e., planning paths anticipating only a single step ahead. Finding optimal MAPF plans is NP-hard (Yu and LaValle 2013; Ma et al.

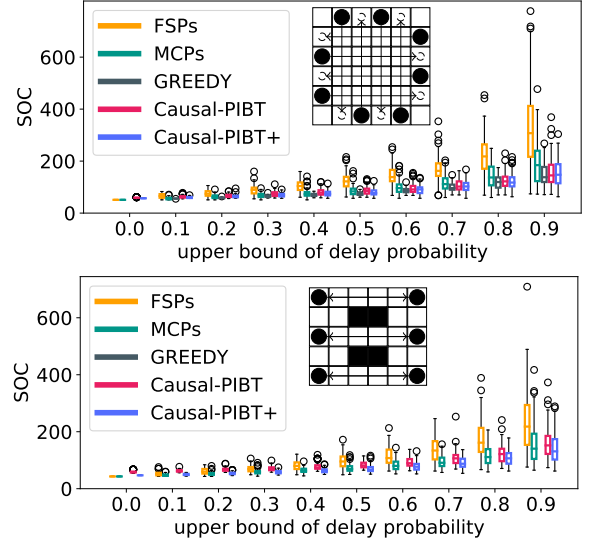


Figure 3: The results in small benchmarks, shown as box-plots. The number of success instances of GREEDY in the upper are 0, 5, 8, 11, 17, 26, 30, 36, 40, 51 for each \bar{p} (from 0 to 0.9). GREEDY failed all in the lower.

2016), however, powerful solvers have been developed so far (Stern 2019); time-independent planning can use them. We describe how Causal-PIBT is enhanced by MAPF plans. Note that GREEDY can be extended as well. The intuition is to make agents follow original plans whenever possible.

Given a MAPF plan π , assume that a_i knows π_i a priori. Before execution, a_i makes a new path $\tilde{\pi}_i$ by removing a node $\pi_i[t]$ such that $\pi_i[t] = \pi_i[t-1]$ from π_i while keeping the order of nodes, since the action “stay” is meaningless in the time-independent model. During execution, a_i manages its own discrete time t_i internally (initially $t_i = 0$).

The node selection phase [Line 14 in Algo. 1] is modified as follows. If $t_i \geq |\tilde{\pi}_i| - 1$, i.e., a_i finished $\tilde{\pi}_i$, a_i follows the original policy; chooses a next node greedily from C_i . Otherwise, if $tail_i = \pi_i[t_i]$ and $\pi_i[t_i + 1] \in C_i$, i.e., when a_i can follow $\tilde{\pi}_i$, a_i selects $\pi_i[t_i + 1]$. Or else, a_i selects the nearest node on the rest of $\tilde{\pi}_i$, formally; $\arg \min_{v \in C_i} \left\{ \min_{u \in \tilde{\pi}[t_i+1:]} \text{cost}(v, u) \right\}$ where $\tilde{\pi}[t:] = (\tilde{\pi}[t], \tilde{\pi}[t+1], \dots)$.

t_i is updated when a_i in extended is activated. If $head_i \in \tilde{\pi}_i[t_i + 1:]$, t_i becomes the corresponding timestep t' such that $\tilde{\pi}_i[t'] = head_i$; otherwise, do nothing.

Evaluation

The experiments aim at: 1) showing the robustness of time-independent planning, i.e., even though delays of agents are unpredictable, their trajectories are kept efficient, and, 2) verifying the usefulness to use MAPF plans as hints during executions.

We used the MAPF-DP problem because it can emulate imperfect executions. To adapt the time-independent model to MAPF-DP, rules of activation are required. We repeated the following two phases: 1) Each agent a_i in extended

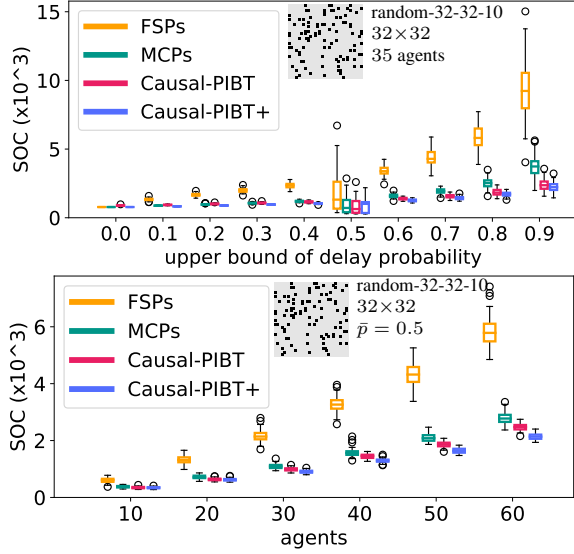


Figure 4: The results in the random grid.

is activated with probability $1 - p_i$. As a result, a_i successfully moves to $head_i$ with probability $1 - p_i$ and becomes *contracted*. 2) Pickup one agent in *contracted* or in *requesting* randomly then makes it activated, and repeat this until the configuration becomes stable, i.e., all agents in *contracted* and *requesting* do not change their states unless any agent in *extended* is activated. The rationale is that time required by executing atomic actions except for agents' moves is much smaller than that of the moves. We regard a pair of these two phases as one timestep. The strong termination was used to compare with existing two approaches for MAPF-DP: FSPs (Fully Synchronized Policies) and MCPs (Minimum Communication Policies). The evaluation is based on the sum of cost (SOC) metric. The simulator was developed in C++ and all experiments were run on a laptop with Intel Core i9 2.3GHz CPU and 16GB RAM. In all settings, we tried 100 repetitions.

Small Benchmarks First, we tested the time-independent planning in two small benchmarks shown in Fig. 3. The delay probabilities p_i were chosen uniformly at random from $[0, \bar{p}]$, where \bar{p} is the upper bound of p_i . The higher \bar{p} means that agents delay often. $\bar{p}=0$ corresponds to perfect executions without delays. We manipulated \bar{p} . GREEDY, Causal-PIBT, and the enhanced one using MAPF plans as hints (Causal-PIBT+) were performed. Those three were regarded to fail after 10000 activations in total, implying occurring deadlocks or livelocks. FSPs and MCPs were also tested as comparisons. To execute FSPs, MCPs, and Causal-PIBT+, valid MAPF-DP plans such that minimize SOC, which assumes perfect execution, were computed by an adapted version of Conflict-based Search (CBS) (Sharon et al. 2015), prior to performing MAPF-DP.

The results are shown in Fig. 3. Although GREEDY failed in most cases due to deadlocks, Causal-PIBT (+) succeeded in all trials due to the deadlock-recovery and the reachability. FSPs resulted in larger SOC compared to MCPs. The results

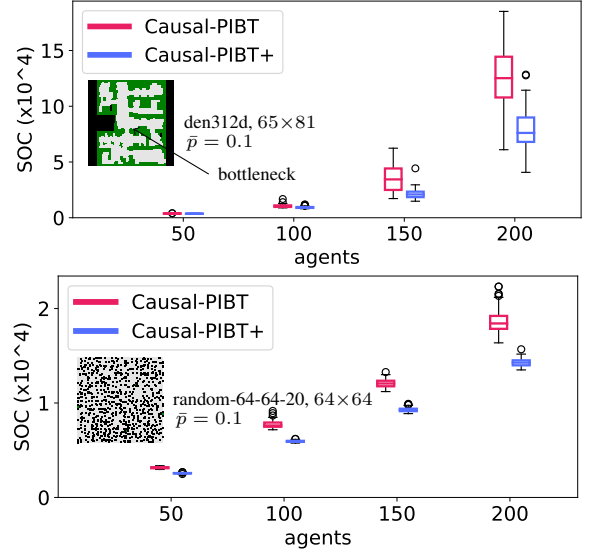


Figure 5: The results in large fields.

of Causal-PIBT (+) were competitive to those of MCPs.

Random Grid Next, we tested Causal-PIBT (+) using one scenario from MAPF benchmarks (Stern et al. 2019), shown in Fig. 4. We manipulated two factors: 1) changing \bar{p} while fixing the number of agents ($=35$), and, 2) changing the number of agents while fixing \bar{p} ($=0.5$). When the number of agents increases, the probability that someone delays also increases. We set sufficient upper bounds of activations. FSPs and MCPs were also tested. In this time, an adapted version of Enhanced CBS (ECBS) (Barer et al. 2014), bounded suboptimal MAPF solver, was used to obtain valid MAPF-DP plans, where the suboptimality was 1.1.

Fig. 4 shows the results. The proposals succeeded in all cases even though the fields were not biconnected. The results demonstrated the time-independent planning outputs robust executions while maintaining the small SOC in the severe environment as for timing assumptions. In precisely, when \bar{p} or the number of agents is small, MCPs was efficient, on the other hand, when these number increases, the time-independent plannings had an advantage.

Large Fields Finally, we tested proposals using the large fields from the MAPF benchmarks, shown in Fig. 5. We respectively picked one scenario for each field, then tested while changing the number of agents. \bar{p} is fixed to 0.1. Usual ECBS (suboptimality: 1.1) was used for Causal-PIBT+.

The results, shown in Fig. 5, demonstrated the advantage of using MAPF plans in Causal-PIBT. The proposals succeeded in all cases. We observed the huge SOC in den312d due to the existence of one bottleneck. Such a structure critically affects executions with delays.

Conclusion

This paper studied the online and distributed planning for multiple moving agents without timing-assumptions. We ab-

stracted reality as a transition system, then proposed the time-independent planning, including Causal-PIBT with the reachability. Through simulations in MAPF-DP, we demonstrated the robustness of the time-independent planning and usefulness to use MAPF plans as hints.

Future directions include the following: 1) Develop time-independent planning ensuring the strong termination, e.g., it seems to be sound to adapt Push and Swap (Luna and Bekris 2011) to our model. 2) Address communication between agents explicitly. This paper neglects delays caused by communication and treats interactions as a black box. The next big challenge is there.

References

- Atzmon, D.; Stern, R.; Felner, A.; Wagner, G.; Barták, R.; and Zhou, N.-F. 2020. Robust multi-agent path finding and executing. *Journal of Artificial Intelligence Research* 67: 549–579.
- Barer, M.; Sharon, G.; Stern, R.; and Felner, A. 2014. Sub-optimal variants of the conflict-based search algorithm for the multi-agent pathfinding problem. In *Seventh Annual Symposium on Combinatorial Search*.
- Derakhshandeh, Z.; Dolev, S.; Gmyr, R.; Richa, A. W.; Scheideler, C.; and Strothmann, T. 2014. Brief announcement: amoebot—a new model for programmable matter. In *Proceedings of the 26th ACM symposium on Parallelism in algorithms and architectures*, 220–222. ACM.
- Dresner, K.; and Stone, P. 2008. A multiagent approach to autonomous intersection management. *Journal of artificial intelligence research* 31: 591–656.
- Hönig, W.; Kiesel, S.; Tinka, A.; Durham, J. W.; and Ayanian, N. 2019. Persistent and robust execution of mapf schedules in warehouses. *IEEE Robotics and Automation Letters* 4(2): 1125–1131.
- Hönig, W.; Kumar, T. S.; Cohen, L.; Ma, H.; Xu, H.; Ayanian, N.; and Koenig, S. 2016. Multi-agent path finding with kinematic constraints. In *Twenty-Sixth International Conference on Automated Planning and Scheduling*.
- Kim, K.; Campbell, J.; Duong, W.; Zhang, Y.; and Fainekos, G. 2015. DisCoF+: Asynchronous DisCoF with flexible decoupling for cooperative pathfinding in distributed systems. In *2015 IEEE International Conference on Automation Science and Engineering (CASE)*, 369–376. IEEE.
- Luna, R.; and Bekris, K. E. 2011. Push and swap: Fast cooperative path-finding with completeness guarantees. In *IJCAI*, 294–300.
- Ma, H.; Kumar, T. S.; and Koenig, S. 2017. Multi-agent path finding with delay probabilities. In *Thirty-First AAAI Conference on Artificial Intelligence*.
- Ma, H.; Li, J.; Kumar, T.; and Koenig, S. 2017. Life-long multi-agent path finding for online pickup and delivery tasks. In *16th Conf. on Autonomous Agents and MultiAgent Systems*, 837–845.
- Ma, H.; Tovey, C.; Sharon, G.; Kumar, T. S.; and Koenig, S. 2016. Multi-agent path finding with payload transfers and the package-exchange robot-routing problem. In *Thirtieth AAAI Conference on Artificial Intelligence*.
- Okumura, K.; Machida, M.; Défago, X.; and Tamura, Y. 2019. Priority Inheritance with Backtracking for Iterative Multi-agent Path Finding. In *Proceedings of the Twenty-Eighth International Joint Conference on Artificial Intelligence, IJCAI-19*, 535–542.
- Sharon, G.; Stern, R.; Felner, A.; and Sturtevant, N. R. 2015. Conflict-based search for optimal multi-agent pathfinding. *Artificial Intelligence* 219: 40–66.
- Stern, R. 2019. Multi-Agent Path Finding—An Overview. In *Artificial Intelligence*, 96–115. Springer.
- Stern, R.; Sturtevant, N.; Felner, A.; Koenig, S.; Ma, H.; Walker, T.; Li, J.; Atzmon, D.; Cohen, L.; Kumar, T.; et al. 2019. Multi-Agent Pathfinding: Definitions, Variants, and Benchmarks. In *Proceedings of the Twelfth International Symposium on Combinatorial Search, SOCS 2019*, 151–159.
- Tel, G. 2000. *Introduction to distributed algorithms*. Cambridge university press.
- Wang, H.; and Rubenstein, M. 2020. Walk, Stop, Count, and Swap: Decentralized Multi-Agent Path Finding With Theoretical Guarantees. *IEEE Robotics and Automation Letters* 5(2): 1119–1126.
- Wiktor, A.; Scobee, D.; Messenger, S.; and Clark, C. 2014. Decentralized and complete multi-robot motion planning in confined spaces. In *Proc. IEEE/RSJ Intl. Conf. on Intelligent Robots and Systems (IROS)*, 1168–1175.
- Wurman, P. R.; D’Andrea, R.; and Mountz, M. 2008. Coordinating hundreds of cooperative, autonomous vehicles in warehouses. *AI magazine* 29(1): 9.
- Yu, J.; and LaValle, S. M. 2013. Structure and Intractability of Optimal Multi-Robot Path Planning on Graphs. In *AAAI*.

Appendix

Proof of Reachability

In this section, we formally derive Theorem 2. We will use $V(G')$ and $E(G')$ as vertices and edges on a graph G' to clarify the graph that we mention.

At first, let us define a subgraph H of G , called a *parent-child graph*, to grasp the relationship between agents in Causal-PIBT. Although H is defined by a configuration formally, we just denote H when we mention an invariant property of the parent-child graph.

Definition 1 (parent-child graph). *Given a configuration γ^k , a parent-child graph H^k is a subgraph in G defined as follows. Let $B^k \subseteq A$ be a set of agents occupying only one node in γ^k , i.e., $B^k = \{a_j \mid a_j \in A, mode_j \neq extended\}$. Then, $H^k = (V(H^k), E(H^k))$, where $V(H^k) = \{tail_j \mid a_j \in B^k\}$ and $E(H^k) = \{(tail_j, tail_k) \mid a_j \in B^k, a_k \in children_j\}$.*

The next lemma states that H transits while keeping its graph property; forest.

Lemma 1. *H is always a forest.*

Proof. Given the initial configuration γ^0 , H^0 is obviously a forest. Assume that H^{k-1} is a forest, where $k > 0$. Assume further that a_i is activated and the configuration transits from γ^{k-1} to γ^k . We now show that H^k is also a forest. There are three kinds of causes for changing edges in H^k from H^{k-1} .

The first case is the procedure RELEASECHILDREN. This removes all edges in H^{k-1} from $tail_i$ to its children's tail. This is a decomposition of a subtree in H^{k-1} , thus, H^k is still a forest.

The second case is the procedure PRIORITYINHERITANCE. If there exists an agent a_k as a new parent, this procedure first $tail_i$ be isolated in H^{k-1} . Then, a_i updates its parent, i.e., a new edge between $tail_i$ and $tail_k$ is added to H^k . This update still keeps H^k being a forest. Note that cycles are not constructed; agents in one component have the same $ptmp$ due to priority inheritance. Priority inheritance occurs only between agents with different $ptmp$.

The third case is that a_i transits from *requesting* to *extended*. Before being *extended*, a_i makes $tail_i$ isolated. This is a decomposition of a subtree in H^{k-1} , thus, H^k is kept as a forest.

By induction, H is always a forest. \square

We next introduce a *dominant agent/tree*. Intuitively, it is an agent or a tree with the highest priority in one configuration. Note that there exists a configuration without a dominant agent/tree, e.g., when the agent with highest *pori* is *extended*.

Definition 2 (dominant agent/tree). *Assume an agent a_d in contracted such that $pori_d > pori_j, \forall a_j \in A \setminus \{a_d\}$. a_d is a dominant agent when it becomes requesting, until it becomes extended. A component of the parent-child graph H containing $tail_d$ is a dominant tree T_d .*

Since H is a forest from Lemma 1, T_d is a tree. Subsequently, we state the condition where the dominant agent can move to its desired node, then derive reachability.

Definition 3 (movable agent). *A movable agent a_m is an agent such that $mode_m = requesting$ and $\neg occupied(head_m)$.*

Lemma 2. *If there is a dominant tree T_d and a movable agent a_m such that $tail_m \in V(T_d)$, then a dominant agent a_d eventually becomes extended without being contracted.*

Proof. Only the procedure PRIORITYINHERITANCE adds new edges to H as shown in the proof of Lemma 1. Thus, all agents in T_d have the same temporal priority, i.e., $ptmp_d$. This means that no agents outside of T_d can disrupt T_d .

Considering the construction of T_d , all agents on a path from $tail_d$ to $tail_m$ in T_d are *requesting*. The other agents in T_d are *contracted* and do nothing if they are activated. Moreover, if agents in *requesting* in T_d excluding a_m are activated, they do nothing. As a result, only the activation of a_m can update states of agents in T_d .

Let $a_{m'}$ be $parent_m$. Any agent a_i in *requesting* with $head_i = head_m$ will defeat since $ptmp_m = ptmp_d$. As a result, when a_m is activated, it certainly becomes *extended* and departs from T_d . a_m becomes *contracted* in finite activations. During this transition, any agent a_i in *requesting* with $head_i = head_{m'}$ will defeat since $ptmp_{m'} = ptmp_d$. Now, $head_{m'}$ is not occupied by any agents. We have a new movable agent, namely, $a_{m'}$. By the same procedure, $a_{m'}$ moves to its head in finite time. By induction, a_d eventually becomes *extended* without being *contracted*. \square

Lemma 3. *If G is biconnected and $|A| < |V|$, a dominant agent a_d eventually becomes extended without being contracted.*

Proof. First, we show that a_d does not become *contracted*. Assume by contradiction that a_d becomes *contracted*. Considering the process of the construction of the dominant tree T_d , all agents a_i in T_d excluding a_d are *contracted* and $C_i = \emptyset$. This implies that there exists no neighbor nodes of $V(T_d) \setminus \{tail_d\}$ in $V(G)$. Since G is biconnected, although $tail_d$ is removed from G , there exists a path between any two nodes in $V(G)$. Thus, $V(T_d)$ must spans G , i.e., $|V| = |A|$. This is a contradiction, so, a_d never becomes *contracted*.

Since T_d tries to expand so that it spans G , and $|A| < |V|$, we have eventually a movable agent in T_d . According to lemma 2, a_d eventually becomes *extended*. \square

Theorem 2 (reachability). *Causal-PIBT ensures reachability in biconnected graphs if $|A| < |V|$.*

Proof. Let an agent be a_h with the highest *pori*. If a_h is *contracted*, this agent does not inherit any priority. Thus, a_h can be *requesting* so that $head_h$ is any neighbor nodes of $tail_h$. If a_h is *requesting*, a_h is a dominant agent. According to lemma 3, a_h eventually moves to $head_h$. These imply that a_h can move to an arbitrary neighbor node in finite activations. By this, a_h moves along the shortest path to its goal, then drops its priority $pori_h$.

Due to the above mechanism, an agent that has not reached its goal eventually gets the highest *pori*, then it starts moving along its shortest path to its goal. This satisfies reachability. \square