

Multiple Access in Aerial Networks: From Orthogonal and Non-Orthogonal to Rate-Splitting

Wael Jaafar, *Senior Member, IEEE*, Shima Naser, Sami Muhaidat, *Senior Member, IEEE*,
Paschalis C. Sofotasios, *Senior Member, IEEE*, and Halim Yanikomeroglu, *Fellow, IEEE*

Recently, interest on the utilization of unmanned aerial vehicles (UAVs) has aroused. Specifically, UAVs can be used in cellular networks as aerial users for delivery, surveillance, rescue search, or as an aerial base station (aBS) for communication with ground users in remote uncovered areas or in dense environments requiring prompt high capacity. Aiming to satisfy the high requirements of wireless aerial networks, several multiple access techniques have been investigated. In particular, space-division multiple access (SDMA) and power-domain non-orthogonal multiple access (NOMA) present promising multiplexing gains for aerial downlink and uplink. Nevertheless, these gains are limited as they depend on the conditions of the environment. Hence, a generalized scheme has been recently proposed, called rate-splitting multiple access (RSMA), which is capable of achieving better spectral efficiency gains compared to SDMA and NOMA. In this paper, we present a comprehensive survey of key multiple access technologies adopted for aerial networks, where aBSs are deployed to serve ground users. Since there have been only sporadic results reported on the use of RSMA in aerial systems, we aim to extend the discussion on this topic by modelling and analyzing the weighted sum-rate performance of a two-user network served by an RSMA-based aBS. Finally, related open issues and future research directions are exposed.

Index Terms—Orthogonal multiple access (OMA), non-orthogonal multiple access (NOMA), rate-splitting multiple access (RSMA), unmanned aerial vehicle (UAV).

I. INTRODUCTION

DUE to the unprecedented growth of mobile data traffic and stringent quality-of-service (QoS) requirements, recent research efforts have focused on several key enabling technologies for 5G networks and beyond [1], such as millimeter waves (mmWave), terahertz (THz) communications, multiple-input multiple-output (MIMO), massive MIMO, multiple access techniques, relaying, cognitive radio, and unmanned aerial networks [2]. In particular, unmanned aerial vehicles (UAVs) have demonstrated great potential in enabling new applications. For instance, UAVs can be used for aerial security inspection, traffic monitoring, smart agriculture, aerial delivery, etc [3], [4] and references therein. Furthermore, UAVs can be deployed as aerial base stations (aBSs) to provide wireless access to ground devices/users, in several scenarios such as temporary events, disasters when a terrestrial cellular network is not fully operational, and congestion due to unpredictable traffic surges, as well as aerial devices/users (e.g., cargo drones) [5].

Unlike conventional cellular networks, UAVs exploit their additional degrees of freedom, provided by their own 3D mobility, agility, and high line-of-sight (LoS) probability, to offer strong non-terrestrial communication links to mo-

bile users with versatile quality of service requirements [6], [7]. Nevertheless, these additional degrees of freedom cannot provide the best communication experience to users of large-scale cellular networks. Meanwhile, downlink multiple access techniques have played a crucial role in achieving improved system performance in terms of data rate, outage probability, and latency, in a resource-scarce environment. More specifically, orthogonal and non-orthogonal multiple access schemes (OMA and NOMA) have been proposed for aerial networks, including time-division multiple access (TDMA) [8], [9], frequency-division multiple access (FDMA) [9], orthogonal FDMA (OFDMA) [10], code-division multiple access (CDMA) [11], and space-division multiple access (SDMA) [12] as OMA techniques. In TDMA, different time slots are allocated to different users communicating with a UAV. In FDMA and OFDMA, different frequency bands or subcarriers are assigned to users, whereas in CDMA, by contrast, orthogonal codes are assigned to different users. Finally, in SDMA, spatial separation between groups of users using beamforming in order to provide each group with full time or frequency resources [8]–[12].

In the same context, NOMA has been identified as a key enabler for 5G and beyond-5G due to its superior spectrum efficiency. In particular, NOMA was introduced as a study item in the 3rd Generation Partnership Project (3GPP) New Radio (NR) Release 16 [13], [14]. The key concept of NOMA rests on assigning either different power levels to users based on their channel gains, known as power-domain NOMA (P-NOMA) [15], [16], or on different codes, referred to as code-domain NOMA (C-NOMA) [17]. The overwhelming literature has mainly focused on the integration of P-NOMA into UAV networks [3], [18]. P-NOMA relies on superposition coding at the transmitter and successive interference cancellation (SIC) at the receiver in order to differentiate between involved signals. It is worth noting that P-NOMA can be used by a

W. Jaafar and H. Yanikomeroglu are with the Department of Systems and Computer Engineering, Carleton University, Ottawa, ON, Canada, (e-mails: {waeljaafar, halim}@sce.carleton.ca.)

S. Naser and S. Muhaidat are with the Center for Cyber-Physical Systems, Department of Electrical Engineering and Computer Science, Khalifa University, Abu Dhabi, UAE, (e-mails: 100049402@ku.ac.ae; muhaidat@ieee.org.)

P. C. Sofotasios is with the Center for Cyber-Physical Systems, Department of Electrical Engineering and Computer Science, Khalifa University, Abu Dhabi, UAE, and also with the Department of Electrical Engineering, Tampere University, Tampere, Finland, (e-mail: p.sofotasios@ieee.org.)

This work is supported in part by the Natural Sciences and Engineering Research Council Canada (NSERC) and in part by Khalifa University under Grant No. KU/RC1-C2PS-T2/8474000137 and Grant No. KU/FSU-474000122.

single-antenna or multi-antenna aBS [19], [20]. In the first setup, i.e., single-antenna, only the power allocation challenge has to be solved. However, in the second setup, more complex precoding schemes need to be considered.

However, despite its promising performance, MIMO NOMA may not be optimal for single-antenna multi-user (MU-MISO) systems. In fact, MU-MISO NOMA performs well in overloaded conditions, i.e., where the number of users to serve exceeds the number of transmit antennas, but at the cost of increased receiver complexity. However, in underloaded conditions, SDMA has been shown to be a more appropriate option.

Recently, rate-splitting multiple access (RSMA) was proposed as a powerful and generalized technique for MIMO-based multiple access systems [21]–[23]. RSMA is expected to be one of the leading beyond-5G technologies, as it has been already shown to outperform SDMA and NOMA in underloaded and overloaded networks, respectively. Furthermore, its integration into aerial networks will provide enhanced performance in terms of spectral efficiency (SE) and energy efficiency (EE). It is worth mentioning that RSMA technique can be used in uplink and downlink, but with different motivations and structures. Downlink RSMA aims to retain the benefits of SDMA and NOMA, namely high spectral efficiency, high energy efficiency, and low or null interference, while addressing their limitations, such as transceiver complexity, and sensitivity to imperfect channel knowledge at the transmitter and channel strengths [22], whereas uplink RSMA targets achieving the capacity region without requiring any synchronization/coordination among users [24].

The open technical literature on multiple access techniques has greatly matured, particularly concerning OMA and NOMA techniques, with an interesting number of survey papers [13], [15]–[17], [25]–[33]. However, a smaller number of surveys has discussed multiple access techniques in the context of aerial networks [3], [4], [16], [34], [35]. Moreover, as RSMA is attracting the attention of the research community, to our best knowledge, there has not been any survey which summarizes the up-to-date work. Motivated by the above, in this contribution we shed light on some of the most efficient multiple access schemes for aerial networks, taking into account that MU-MISO multiple access techniques for aBSs are still in their infancy. Specifically, we present a comprehensive study of OMA and NOMA techniques, using either SISO or MISO channels, with particular attention to aerial systems¹. Then, we overview current RSMA literature, and address its integration into aerial systems. Finally, open issues and some interesting research directions are discussed. To the best of our knowledge, this is the first comprehensive survey that covers all of existing multiple access techniques for aerial networks. Table I below presents a comprehensive summary of surveys that covered multiple access techniques and/or aerial networks.

¹It is worth noting that this survey covers both SISO and MISO channels setups since, depending on the targeted application, e.g., communications in cellular networks, IoT-based data collection, edge computing, etc., one of these channel types can be considered.

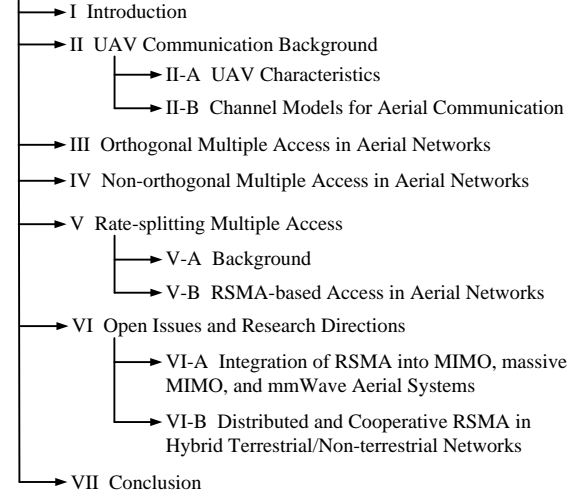


Fig. 1. Organization of the present work.

The rest of the paper is organized as illustrated in Fig. 1. Section II presents an overview of UAV communication characteristics. Sections III and IV cover OMA and NOMA techniques for aerial networks, respectively. In Section V, the recently proposed RSMA technique is presented, then analyzed for a multi-user system served by an aBS. Section VI discusses open issues and research directions that would unleash RSMA's potential gains for aerial networks. Finally, Section VII concludes the paper.

II. UAV COMMUNICATION BACKGROUND

In this section, we present UAV characteristics and communication channel models. Used abbreviations are summarized in Table II.

A. UAV Characteristics

With the technological advancements and cost reduction in UAV manufacturing and communication equipment miniaturization, it is now possible to build small-size aBSs and deploy them to serve ground users. Unlike terrestrial networks, where topology is static and BSs are fixed, UAVs bring flexibility in many aspects [36]. Accordingly, standardization efforts are accelerating in order to include 5G enhancements for UAVs in 3GPP NR Release 17 [37].

Since aBSs can be deployed on demand [38], they are more likely to experience better LoS links to ground users than ground BSs (gBSs), owing to their high altitude. Furthermore, their 3D mobility provides an additional degree of freedom to improve communication performance compared to gBSs. Nevertheless, the exploitation of these advantages to enhance performance poses several challenges, including UAV's stringent size, weight, and power (SWAP) constraints, as well as the joint design of UAV mobility control and communication scheduling and/or resource allocation. In the following, we elaborate on these points in further details.

TABLE I
SUMMARY OF RELEVANT SURVEY PAPERS.

Survey paper	Year	Topic	Addressed issues	Multiple access	Aerial networks
Agiwal <i>et al.</i> [29]	2016	5G enabling technologies.	5G architecture, mmWave, massive MIMO, full-duplex, beamforming, multiple access, applications, quality expectations, sustainability, and related challenges.	SDMA.	Not covered
Xiao <i>et al.</i> [34]	2016	mmWave-based aerial networks.	mmWave channel propagation, fast beamforming design and tracking, SDMA-based mmWave system, blockage issues, and user discovery.	SDMA.	Covered
Islam <i>et al.</i> [15]	2017	P-NOMA in 5G systems.	Basics of NOMA, cooperative NOMA, MIMO-NOMA, NOMA in visible light communications, NOMA performances, NOMA challenges, and implementation issues.	P-NOMA.	Not covered
Cai <i>et al.</i> [17]	2018	Modulation and multiple access techniques for 5G.	Modulation techniques in OMA, C-NOMA, P-NOMA, multi-antenna NOMA, cooperative NOMA, and NOMA multiplexing.	OMA, and NOMA.	Not covered
Maraqa <i>et al.</i> [16]	2019	Integration of P-NOMA in future technologies of wireless networks.	P-NOMA, conventional and future wireless technologies, such as massive MIMO, mmWave, coordinated multi-point, cooperation, UAV-assisted communications, etc., and future research directions.	P-NOMA.	Covered
Li <i>et al.</i> [3]	2019	Advances and trends in aerial communications for 5G and beyond.	Space-air-ground integrated networks, mmWave UAV, UAV NOMA, cognitive UAV networks, energy harvesting UAV networks, UAV-assisted Hetnets, combined UAV and device-to-device networks, software-defined UAV networks, UAV-based edge computing, caching in UAV.	P-NOMA.	Covered
Zhang <i>et al.</i> [35]	2019	mmWave UAV-assisted wireless networks.	mmWave antenna technique, radio propagation channel, multiple access, UAV spatial configuration, resource optimization, security, and performance.	P-NOMA and SDMA.	Covered
Zeng <i>et al.</i> [4]	2019	UAV communication technologies for 5G and beyond.	UAV-assisted wireless communication performance analysis and parameters optimization, cellular-connected UAV experiments and performance, UAV swarm communication, security, mmWave, caching, and edge computing.	P-NOMA.	Covered
This survey	2020	Multiple access in aerial networks.	UAV communication background, conventional OMA and NOMA for aerial networks, RSMA communication background, and integration of RSMA into aerial networks.	OMA, NOMA, and RSMA.	Covered

- 1) *High altitude*: UAVs can be positioned at higher altitudes than gBSs. The latter have a maximum altitude of 25 m in urban environments [39], whereas UAVs are allowed to fly up to 122 m (400 ft) [40]. At these higher altitudes, aBSs can achieve a wider ground coverage compared to gBSs. It is worth noting that this altitude limit is for toy-type UAVs. It is possible that, when operators start utilizing aBSs, they will likely be allowed to operate them at altitudes above 122 m when necessary.
- 2) *High LoS probability*: Terrestrial channels between gBSs and ground users suffer from severe path-loss due to shadowing and multi-path fading. However, aBSs, positioned at higher altitudes, experience less of these channel effects, and hence benefit from dominant LoS links with a higher probability. As such, better communication performance can be achieved, and more flexibility is obtained for aBS-user association. However, these channels may cause significant co-channel interference to coexisting gBS/aBS served users. Consequently, interference mitigation is a crucial challenge that must be addressed in aerial networks.
- 3) *High 3D mobility*: aBSs enjoy mobility that gBSs lack. With this key advantage, aBSs can move at high speeds to serve both static and dynamically moving users. This mobility, however, may cause frequent handovers and varying backhaul links that require an appropriate UAV mobility design. For instance, 3D placements and trajectories of aBSs must be designed to adapt to the mobility and channel dynamics of ground users, while continuously satisfying their QoS requirements. To further enhance performance, this operation can be jointly considered and addressed with appropriate communication protocols, such as scheduling and resource allocation [6], [41].
- 4) *SWAP constraints*: Unlike gBSs, which benefit from stable power supplies or rechargeable batteries, SWAP constraints represent major challenges for UAVs in achieving sustainable and long-term operations. This is mainly due to the fact that aBSs are expected to be small-sized and light-weight in order to sustain longer operation times. Moreover, UAV mobility dynamics, i.e., flying and hovering, are energy-consuming compared to communication. Consequently, energy-efficient UAV

TABLE II
LIST OF ABBREVIATIONS.

aBS	Aerial base station
AO	Alternating optimization
AS	Airborne station
CDMA	Code-division multiple access
CD-NOMA	Code-domain NOMA
C-RAN	Cloud radio access network
CSIT	Channel state information at transmitter
EE	Energy efficiency
FDMA	Frequency-division multiple access
gBS	Ground base station
gUE	Ground user
HRS	Hierarchical rate-splitting
LoS	Line-of-sight
MIMO	Multiple-input multiple-output
MISO	Multiple-input single-output
ML	Machine learning
MSE	Mean-square error
NLoS	Non-LoS
NOMA	Non-orthogonal multiple access
OFDMA	Orthogonal frequency-division multiple access
OMA	Orthogonal multiple access
P-NOMA	Power-domain NOMA
QoS	Quality-of-service
RS	Rate-splitting
RSMA	Rate-splitting multiple access
SDMA	Space-division multiple access
SE	Spectral efficiency
SIC	Successive interference cancellation
SINR	Signal-to-interference-plus-noise ratio
SNR	Signal-to-noise ratio
SWAP	Size, weight, and power
SWIPT	Simultaneous wireless information and power transfer
TDMA	Time-division multiple access
UAV	Unmanned aerial vehicle
WMMSE	Weighted minimum mean-square error
WSR	Weighted sum rate
ZF	Zero-forcing

designs will achieve significant operation improvements for aBSs [42], [43].

B. Channel Models for Aerial Communication

In this subsection, we present the mathematical channel models for communication between an aBS and aerial or ground users. Channels between aBSs and aerial users are accurately characterized by the simple free-space path-loss model [44], where the channel gain can be described as

$$h = \sqrt{\beta(d)} = \sqrt{\left(\frac{\lambda}{4\pi d}\right)^2} = \sqrt{\beta_0 d^{-2}}, \quad (1)$$

where d represents the distance between an aBS and its user, λ is the carrier wavelength, and $\beta_0 = \frac{\lambda}{4\pi}$ is the channel power at reference distance $d = 1$ m. It should be noted that different types of large-scale and small-scale channel models have been considered for the aBS-ground user (aBS-gUE) channel. According to [4], large-scale aBS-gUE channel models have a tripartite classification: a *free-space channel model*; *altitude/angle-dependent models*; and a *probabilistic LoS channel model*.

For the *free-space channel model*, the same channel expression (1) can be considered for aBS-gUE links. It is a reasonable model for practical rural area environments, and/or when the aBS is flying at a sufficiently high altitude to achieve a clear LoS link. Nevertheless, this model is oversimplified in urban and dense-urban environments or for low-altitude aBSs.

In urban environments, as a UAV ascends, the effects of signal obstruction and scattering are reduced. *Altitude/angle-dependent models* take this into account by adjusting altitude- or angle-dependent parameters, such as path-loss exponent, the Rician K-factor, or the variance of random shadowing [45] and [46]. For instance, the path-loss exponent, denoted α , is modelled as a monotonically decreasing function of the UAV altitude in [45]

$$\alpha = \max(p_1 - p_2 \log_{10}(q), 2), \quad (2)$$

where q is the UAV's altitude, and p_1 and p_2 are modelling parameters obtained via curve fitting of measured channel results. Eq. (2) emphasizes that as q increases, less obstacles and scattering exist, and subsequently path-loss exponent becomes smaller. Nevertheless, this altitude-dependent channel model fails to model the environment changes at a fixed q . To address this, the works in [46] takes into account the elevation angle, denoted θ , between the aBS and gUE, which depends on both q and the horizontal distance between aBS and gUE (i.e., distance between the projection of aBS on the ground and gUE). As an example, for the considered aBS-gUE Rician fading channel in [46], the Rician K-factor and α are modelled as a non-decreasing and non-increasing functions of θ , respectively. That means, as θ increases (i.e., the aBS flies either higher or closer to the gUE), the LoS component becomes dominant.

Another accurate model for urban and dense-urban environments is the *probabilistic LoS channel model*. This model distinguishes between LoS and non-LoS (NLoS) propagations by taking their occurrence probabilities into account [47]. The channel coefficients can be expressed by

$$h = \sqrt{\beta_{\text{LoS}}(d)P_{\text{LoS}} + \beta_{\text{NLoS}}(1 - P_{\text{LoS}})}, \quad (3)$$

where $\beta_{\text{LoS}} = \beta_0 d^{-\alpha}$, $\beta_{\text{NLoS}} = \kappa \beta_0 d^{-\alpha}$, $\alpha \in [2, 6]$ is the path-loss exponent, $\kappa < 1$ is the additional attenuation factor due to NLoS, and P_{LoS} is the probability of the presence of a LoS link, modelled as a logarithmic function of the elevation angle θ and given by

$$P_{\text{LoS}} = \frac{1}{1 + a e^{-b(\theta-a)}}, \quad (4)$$

with a and b the modeling parameters, obtained from measurements [47].

In [48], different types of aBS-gUE small-scale fading were presented, i.e., the Loo model, Rayleigh model, Nakagami- m model, Rician model, and Weibull model. It was shown that the Rician model is an adequate generalized small-scale model that can be considered for dense-urban, urban, and suburban environments [49]–[52]. Within this context, the small-scale fading coefficients of a Rician channel are given by

$$g = \sqrt{\frac{K}{K+1}}\bar{g} + \sqrt{\frac{1}{K+1}}\tilde{g}, \quad (5)$$

where K is the Rician K-factor expressed as $K(\theta) = a_1 e^{b_1(\theta-a_1)}$, such that $a_1 = K(0)$ and $b_1 = \frac{2}{\pi} \ln\left(\frac{K(\frac{\pi}{2})}{K(0)}\right)$ are constants that depend on the environment and system parameters [46], \bar{g} is the deterministic LoS component with

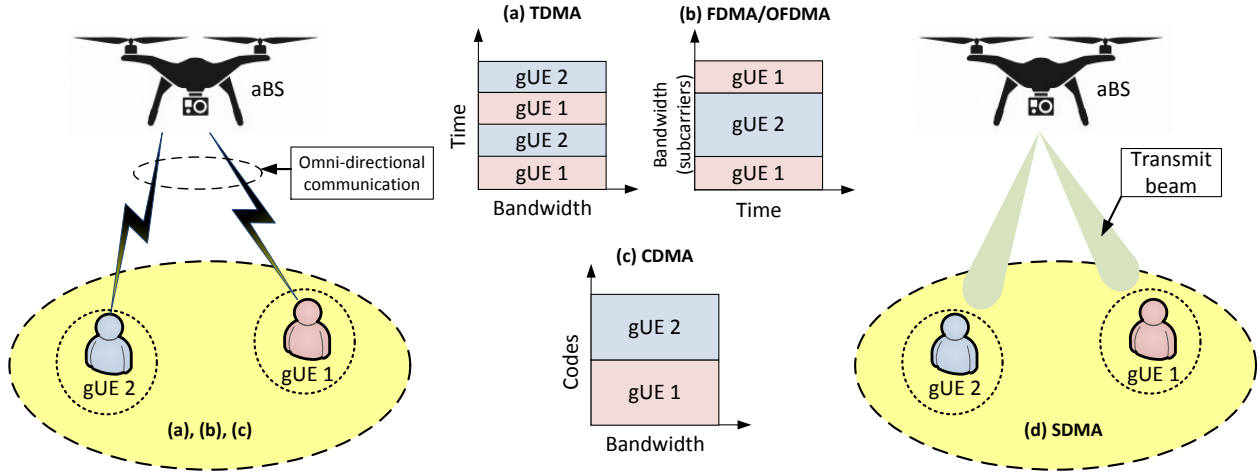


Fig. 2. Illustration of OMA techniques in a two-user aerial system: (a) TDMA (b) FDMA/OFDMA (c) CDMA (d) SDMA.

$|\tilde{g}| = 1$, and \tilde{g} is the random NLoS component. The latter is modeled by a complex Gaussian random variable with zero mean and unit variance and is denoted by $\mathcal{CN}(0, 1)$. Finally, the generalized channel model, denoted by f , can be written as $f = h \cdot g$.

Most of these models can be extended to a MIMO scenario. However, doing this fails to consider the particularities of UAVs, such as high altitudes and mobility. In fact, MIMO-based UAV channel modeling is still in its infancy and only a few works have taken interest in this issue. For instance, [12] assumed a correlated Rician fading channel between single-antenna users and a multi-antenna UAV, while considering large-scale path loss. The authors of [53] studied the space-time correlation function of a 3D mobile MIMO-based UAV, where only the NLoS channel was considered. In [54], a 3D geometric MIMO channel model was developed for the aBS-gUE link, where the elliptic cylinder model was adopted to describe the distribution of scatters around the aBS and gUE.

III. ORTHOGONAL MULTIPLE ACCESS IN AERIAL NETWORKS

Inspired by the promising multiplexing gains of multiple access techniques in terrestrial networks, researchers are increasingly investigating multiple access techniques for aerial networks. Multiple access techniques can be categorized into OMA and NOMA schemes. In what follows, we summarize the most common OMA-based aBS schemes.

In OMA schemes, users are allocated orthogonal resources, e.g., time (TDMA), frequency (FDMA), codes (CDMA), or space (SDMA), as illustrated in Fig. 2. In [8], the authors proposed a cyclical TDMA technique allowing an aBS, which follows a cyclical trajectory above gUEs, to maximize gUEs' minimal throughputs. To this end, they optimized the time allocated to each user during the aBS's flight. They showed that there is a tradeoff between throughput and access delay, and further showed, through simulation results, that the proposed scheme is superior to static aBS placement. In [9], Yin *et*

al. investigated joint aBS placement, power and time duration allocations for TDMA and FDMA, aiming to maximize the system's common throughput, which was defined in [8]. They assumed that the aBS could be wirelessly charged by a gBS, and that the harvested power could be used for transmissions to gUEs. Numerical results showed that FDMA outperforms TDMA in terms of common throughput, due to shorter wireless charging duration. The work in [8] was extended in [10] and [55] to OFDMA-based aerial systems, where the authors characterized the common throughput-delay tradeoff. In [56], Xue *et al.* proposed an energy-efficient OFDMA-based aerial network, where an aBS was deployed to serve wireless sensors. They proposed a solution to the joint trajectory and OFDMA resource allocation problem. Numerical results demonstrated performance gains in terms of energy consumption compared to benchmark approaches.

Unlike time- and frequency-based multiple access techniques, Ho *et al.* proposed in [11] and [57] a prioritized frame selection-based CDMA scheme, where a set of active wireless sensors was divided into several groups, each of which communicated with the aBS using the CDMA technique. The objective was to maximize the number of transmit sensors, while minimizing the number of groups. Simulation results illustrated a small packet loss rate with low mobility aBSs. Subsequently, the proposed framework was extended to Rician fading in [58].

Typically, SDMA consists of geographical partitioning of an area into multiple divisions, where each division is mapped to a resource. In wireless systems, SDMA leverages beamforming (or precoding) in order to create distinct communication beams aimed towards users, using the same resource. By doing so, more power can be directed to each user, hence, improving the quality of the communication link. To avoid inter-user interference, stringent precoding and power allocation design requirements are of great importance. It is worth noting that, due to the particular nature of aBSs, this task is more complex than that of gBSs.

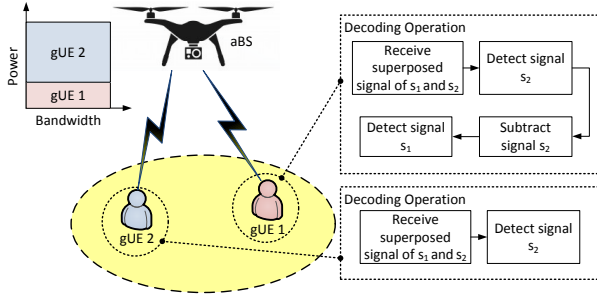


Fig. 3. Illustration of NOMA technique in a two-user aerial system.

Several recent analyses have investigated SDMA in aerial communications. Jiang *et al.* derived the optimal trajectory and heading of aBSs serving static gUEs in the context of an uplink SDMA scenario [12]. In [59], Xie *et al.* proposed SDMA for L-band control communications between airborne stations (ASs) and a control center. By grouping ASs spatially, each group was allocated one radio resource, which was used randomly for access. By implementing SDMA within each group, ASs in the same group could communicate with the control center without causing any interference to others. The results obtained illustrated an improved spectral efficiency and reduced average delays. In [60], a novel time modulated array based SDMA uplink between gUEs and an aBS was proposed. Simulation and experimental results were presented to validate their proposal. The authors in [34] discussed optimal SDMA user grouping and precoding for mmWave uplink aBS-gUE communications. In [61], Ren *et al.* presented a machine learning (ML) hybrid precoding technique for massive MIMO aerial communications, where an aBS was equipped with massive MIMO operating in the mmWave frequency band. Aiming to maximize the EE, precoding was optimized using hybrid ML and error estimation optimization. Simulation results show that the proposed approach outperforms other benchmark techniques, such as zero-forcing (ZF) precoding, antenna selection, and adaptive cross-entropy. Finally, Tan *et al.* derived in [62] the exact expression of the achievable rate of a massive MIMO aBS operating in the mmWave frequency band under Ricean fading channel. Assuming CSI knowledge at the aBS, a statistical eigenmode-SDMA approach was proposed for the downlink transmission in a two-user MISO system. It has been found that the performance, in terms of achievable sum rate, saturates at high signal-to-interference-plus-noise ratio (SINR) regime. Table III summarizes the main related work on OMA-based aerial networks.

IV. NON-ORTHOGONAL MULTIPLE ACCESS IN AERIAL NETWORKS

As discussed earlier, OMA techniques ensure orthogonality between concurrent communications in order to avoid or reduce interference among them. However, this type of design is limited by the number of users served, which, in turn, reduces the system's spectral efficiency. One approach to overcome this challenge is to utilize non-orthogonal transmissions. Recently,

NOMA has emerged as a strong candidate and key enabling technology for 5G and beyond [19]. Its key principle lies in allowing different users to share the same frequency/time resource blocks at the expense of inter-user interference. To combat this interference, different users are either assigned different codes, known as C-NOMA [63], [64], or distinct power levels, referred to as P-NOMA [19].

In the context of aerial networks, most research has focused on P-NOMA. For the SISO two-user downlink scenario shown in Fig. 3, P-NOMA works as follows. First, the aBS superposes users' signals s_1 and s_2 with power levels P_1 and P_2 , such that the gUE with the weakest wireless link to the aBS gets a higher amount of power for its signal, in this case $P_2 > P_1$. The superposed signal is then transmitted using the entire bandwidth. At gUE 1, SIC is used in order to decode signal s_2 at first, subtract it, then decode its own signal s_1 , whereas gUE 2 decodes directly its signal s_2 . It is to be noted that an uplink scenario using P-NOMA can be similarly described.

Recent surveys presented an overview of the application of P-NOMA in future wireless networks (including UAVs) [3], [16]. Meanwhile, more technical papers have appeared in the recent literature. The work of [65] focused on NOMA within UAV networks, where joint trajectory design and power allocation is investigated, while an extension to a hybrid OMA/NOMA scheme for UAV-assisted vehicle-to-everything (V2X) networks was studied in [66]. In [67], Sohail *et al.* addressed the sum rate maximization problem of a NOMA-based aBS downlink scheme. Optimal aBS placement was obtained at first, then power allocation coefficients were determined. In [18], [68], a joint NOMA-aBS placement and power allocation problem was formulated and solved with a view to improving the system's sum rate and throughput, respectively. An extension to [68] was reported in [69], where aBS altitude, user scheduling, and transmit antenna beamwidth optimizations were considered. The authors of [70] extended [18] to joint NOMA power allocation, user pairing, and UAV placement to maximize the minimum sum rate of user pairs. In [71], joint trajectory and power allocation for a NOMA-aBS serving ground users was investigated, aiming to maximize the minimum average rate, whereas [72] improves the number of satisfied users with quality-of-experience by optimizing the UAV placement, admission control, and NOMA power. For the uplink, authors in [73] investigated NOMA random access (RA), where transmit power is controlled in order to allow the reception of one of two power levels at the aBS. Subsequently, they derived the maximum stable throughput as a function of the aBS altitude and beamwidth.

Although most reported results on NOMA have focused on single-antenna aBSs, there have been some recent results which considered NOMA-based MIMO aBSs. For example, in [74], Hou *et al.* considered a NOMA MIMO aBS-gUEs downlink system, and further derived outage probability and ergodic data rate expressions for both LoS and NLoS channel models. In [75], Rupasinghe *et al.* leveraged MIMO to generate directional beams aimed towards users, given limited distance information feedback at the aBS. Users within the same beam were served using NOMA. The same authors extended

TABLE III
RELATED WORK ON OMA-BASED AERIAL NETWORKS.

Reference	System Model	Objective	Approach Followed	Findings
[8]	aBS + cyclical TDMA + cyclical trajectory.	Max. minimum user throughput.	Optimization of allocated time to users.	There is a tradeoff between throughput and access delay. aBS cyclical trajectory outperforms static placement.
[9]	aBS + TDMA or FDMA + energy harvesting for communication	Max. common throughput.	Joint aBS placement, power and time duration allocation.	FDMA outperforms TDMA, due to shorter wireless charging duration.
[10], [55]	aBS + OFDMA.	Max. minimum avg. throughput of users.	Joint optimization of UAV trajectory and OFDMA resource allocation	Validation of the existence of a fundamental throughput-delay tradeoff. Simulation results agree with the theoretical ones.
[56]	aBS + OFDMA.	Max. EE	Joint optimization of UAV trajectory and OFDMA resource allocation.	Achieved EE is superior to that of benchmark approaches.
[11], [57]	aBS + uplink prioritized frame selection-based CDMA + nodes grouping.	Max. nbr. of tx. nodes to aBS + Min. nbr. of groups.	Fixed aBS trajectory + different priority group divisions.	A small packet loss rate is achieved with low mobile aBS.
[58]	aBS + uplink prioritized frame selection-based CDMA + nodes grouping.	Min. packet error rate.	Number of priority groups and aBS altitude optimization, considering Ricean channels.	Proposed protocol outperforms TDMA.
[12]	Multi-user MISO aBS + uplink SDMA.	Max. approx. ergodic sum rate.	aBS trajectory and heading optimization.	SDMA achieves better performances than TDMA. Simplified optimization algorithms realize near-optimal results.
[59]	ASs + uplink SDMA + ASs grouping.	Max. SE.	Implementation of SDMA based collision free random access, with ZF beamforming.	Proposed access scheme improves the SE and reduces the average time delay.
[60]	Multi-user MISO aBS + uplink time modulated SDMA.	Eval. per-user bit error rate.	Implementation of time modulated array with SDMA.	With a single RF chain, proposed scheme succeeds in separating the signals. Experiment validates simulation results.
[34]	Multi-user MISO aBS + uplink SDMA + users grouping.	Max. total achievable data rate.	Users grouping optimization and beamforming precoding.	Proposed mmWave-SDMA outperforms conventional systems in terms of total achievable data rate.
[61]	Massive MIMO aBS + mmWave + downlink SDMA.	Max. EE.	Precoding optimization via hybrid ML/error estimation.	Proposed approach outperforms ZF precoding, antenna selection, and adaptive cross-entropy benchmarks.
[62]	Multi-user MISO aBS + mmWave + downlink stat. eigenmode-SDMA.	Eval. sum rate.	Beamforming precoding.	A closed-form expression of the achievable rate is derived. The achievable sum rate saturates for high SINRs (above 20 dB).

this work in [76] to limited users angles information feedback at the aBS. Finally, cooperative NOMA has been proposed in [77], [78]. Nguyen *et al.* exploited cooperative aBSs in [77] to communicate with users through a virtually designed MIMO NOMA channel, whereas Zhao *et al.* proposed in [78] cooperation among aBSs and gBSs to serve ground users. Table IV summarizes the main related work on NOMA-based aerial networks.

V. RATE-SPLITTING MULTIPLE ACCESS

In the previous section, we discussed the main OMA and NOMA techniques along with their applications to aerial networks. Although NOMA enables simultaneous transmissions to a large number of users with correlated and non-orthogonal channels, i.e., an overloaded scenario, it may not be optimal for single-antenna multi-user systems. Indeed, if a number of users smaller than the number of transmit antennas is scheduled, NOMA would perform worse than SDMA due to unnecessary data combining in a wireless environment with only few users and light or moderate interference, i.e., an underloaded

scenario. By contrast, SDMA performance would suffer in an overloaded scenario, where the number of scheduled users exceeds the number of transmit antennas [22]. Consequently, a generalized configuration is needed in order to optimize the utilization of resources for any load scenario. This is what motivated the proposal of RSMA as a generalizing scheme of NOMA and SDMA.

A. Background

The term RSMA has been initially proposed by Rimoldi *et al.* in [24], where, in order to achieve a general point in the capacity region of a Gaussian multiple access channel, a proper *code* must be constructed for each user. This idea has been extended to discrete memoryless channels [79], and distributed rate-splitting [80]. Nevertheless, most works were limited to a theoretical framework; yet, with the advent of multiple-antenna technology and low-complex SIC technique, RSMA has been living a new start [21]. Indeed, it is expected to achieve promising performance gains in both overloaded and underloaded scenarios [21], [22].

TABLE IV
RELATED WORK ON NOMA-BASED AERIAL NETWORKS.

Reference	System Model	Objective	Approach Followed	Findings
[65]	Multi-user SISO aBS + downlink NOMA.	Max. minimum user rate.	Joint power allocation and trajectory design with ML.	NOMA outperforms OMA benchmark scheme.
[66]	Multi-user SISO aBS + downlink hybrid OMA/NOMA in V2X.	Max. sum rate. Max. minimum rate.	Joint power allocation and trajectory design using alternating optimization (AO).	NOMA has always a better or equal sum-rate than OMA at high SNR regime. Proposed dynamic OMA/NOMA scheme achieves less decoding complexity than NOMA with a negligible sum-rate compromise.
[67]	Multi-user SISO aBS + downlink NOMA.	Max. sum rate.	Sequential aBS placement and power allocation.	NOMA is superior to OMA in terms of sum rate and EE. Lower carrier frequency improves NOMA's performance gain.
[18]	Multi-user SISO aBS + downlink NOMA.	Max. sum rate.	Sequential aBS placement optimization and power allocation.	Sequential optimization achieves better results than benchmark schemes.
[68]	Multi-user SISO aBS + downlink cyclical NOMA.	Max. minimum throughput.	AO of users scheduling and aBS trajectory.	Cyclical NOMA outperforms cyclical TDMA in terms of minimum throughput, average access delay, and flying range for the same minimum throughput.
[69]	Multi-user SISO aBS + downlink NOMA.	Max. minimum rate.	Joint optimization of aBS altitude, transmit antenna beamwidth, bandwidth, and power, using a path-following algorithm.	NOMA is superior to OMA scheme. NOMA achieves rates close to dirty-paper-coding (DPC).
[70]	Multi-user SISO aBS + downlink NOMA + users pairing.	Max. sum rate.	Joint optimization of aBS altitude, user pairing and power using heuristic pairing based on the min. sum of squared distance criteria.	Proposed user pairing scheme achieves near-optimal performance.
[71]	Multi-user SISO aBS + downlink NOMA.	Max. minimum avg. rate.	Joint trajectory and power allocation using penalty dual-decomposition technique.	Proposed approach outperforms OMA and NOMA benchmarks.
[72]	Multi-user SISO aBS + downlink NOMA.	Max. number of satisfied users with quality-of-experience.	Joint aBS placement, power control, and admission control based on the penalty function method and successive convex approximation.	Proposed approach converges to a near-optimal solution within three iterations in polynomial time.
[73]	Multi-user SISO aBS + uplink NOMA RA.	Eval. throughput.	Transmit power optimization.	Maximum stable throughput is a function of aBS altitude and beamwidth. Proposed algorithm achieves throughput stabilization for dynamic traffic.
[74]	Multi-user MIMO aBS + downlink cluster-based NOMA.	Eval. ergodic rate and outage probability.	Stochastic geometry analysis.	Exact closed-form expressions for ergodic rate and outage probability are derived in both LoS and NLoS scenarios. Performances are enhanced with LoS.
[75]	Multi-user mmWave MIMO aBS + downlink NOMA + partial CSI.	Max. achievable sum rate and eval. outage probability.	aBS altitude optimization and directional beaming using beam scanning.	Distance feedback is an efficient alternative to full CSI feedback. NOMA outperforms OMA benchmark. Achievable sum rates depend on NOMA users selection.
[76]	Multi-user mmWave MIMO aBS + downlink NOMA + partial CSI.	Eval. achievable sum rate and outage probability.	Stochastic geometry and order statistics. Adoption of different user ordering strategies (Fejer kernel, and angle based ordering).	It is important to identify under which feedback scheme (angles or distances) users become more distinguishable. Proposed users ordering strategies outperform classical distance ordering.
[77]	gBS + multi-user coop. virtual MIMO aBSs + downlink NOMA.	Max. achievable sum rate.	Joint optimization of radio resource allocation, NOMA decoding order, and aBSs locations, based on DC programming.	Proposed solution is superior to conventional approaches without coop. NOMA or aBSs locations optimization.
[78]	Multi-user gBS + aBS downlink NOMA.	Max. sum rate.	Alternate user scheduling and UAV trajectory optimization + NOMA precoding.	aBSs should fly close to its served users and avoid gBSs served users to guarantee improved performance.

Similar to NOMA, RSMA relies on the implementation of a linear precoder at the transmitter and a SIC at the receiver. In downlink RSMA, the process begins with user messages (M_1 and M_2) being divided into common and private parts (M_i^c and M_i^p with i the index of the user) at the transmitter (e.g., aBS). The common parts of all users are combined together and encoded into a single common stream (s_{12} for two users), where the private parts are encoded into distinct private streams (s_1 and s_2 for two users). Finally, the resulting streams are superimposed into one signal and sent over a MIMO channel. At each user, the common stream is first decoded and the user's own data is recovered. At the receiver, the interference from the common stream is removed using the SIC. This is followed by decoding the private parts of the user's message, while treating private parts of other user messages as noise.

In uplink RSMA, the process is slightly different. Specifically, each user splits its intended message (M_i) into common and private parts (M_i^c and M_i^p) that are then encoded and linearly precoded before transmission. Since the receiver receives a combined signal of all common and private parts of all users' messages, it proceeds using SIC to decode the signals one by one, while treating the remaining signals as noise. It is worth noting that the decoding order at the receiver is crucial in determining its performance. The downlink and uplink RSMA mechanisms are illustrated in Fig. 4 below.²

The capability of RSMA to split the message into a common part and a private part provides the flexibility to partially decode interference and partially treat interference as noise. This enables a soft bridging of two extremes, namely fully decoding interference (as in NOMA), and treating all interference as noise (as in SDMA), hence providing room for data rates and QoS improvements, besides complexity reduction. Moreover, RSMA mechanism can be useful for several applications, e.g., coded caching and multicast systems [81]–[84]. Focusing on the coded caching example, a media content can be sub-packetized and packets are adequately cached in end-devices. Then, each RSMA-based coded content delivery would occupy a reduced number of resources, e.g., subcarriers, time slots, etc. Finally, cached data can be exploited for interference cancellation [85], [86], which ultimately renders RSMA more spectrally- and energy-efficient.

RSMA has attracted the attention of the research community recently, where several issues, e.g., rate-splitting, power allocation or precoding strategy for common and private streams, decoding order policy, and the designed order of common streams, have been extensively investigated. In [87], Hao *et al.* proposed a simple encoding scheme for RSMA using the conventional ZF beamforming. They also evaluated the sum-rate of a two-user broadcast channel with limited channel state information feedback to the transmitter (CSIT). Joudeh *et al.* investigated in [88] the ergodic sum rate maximization of a multi-user MISO system using RS and under imperfect CSIT. They showed that RS is efficient even with a partial CSIT and outperforms conventional transmission schemes with no rate-splitting. This work has been extended in [89] to achieving

max-min fairness amongst users, by analyzing the available degrees of freedom. In [90], the authors proposed a hybrid precoding for RSMA messages, aiming to achieve max-min fairness among multiple co-channel multicast groups. The superiority of their approach was demonstrated through a degrees of freedom analysis and simulation. The degrees of freedom region of the multi-user MISO broadcast channel with partial CSIT has been investigated in [91], where the achievable region is realized using the RS approach and employing the Fourier-Motzkin elimination. In [92], RSMA was considered for massive MIMO with imperfect CSIT. In particular, the authors proposed a hierarchical rate-splitting (HRS) framework, where two different types of common messages were defined, i.e., ones that could be decoded by all users, and ones that could only be decoded by a subset of users. In [93], Papazafeiropoulos *et al.* evaluated the sum rate of RSMA in massive MIMO systems, in the presence of various impairments such as phase distortion, thermal noises, and the availability of perfect/imperfect CSIT. In [22], a robust analytical framework was presented, where the performance of RSMA in terrestrial MU-MISO broadcast channels was evaluated in terms of weighted sum-rate (WSR). Results showed that RSMA outperforms NOMA and SDMA in a wide range of network loads and user deployment scenarios, as well as in lower complexity receiver designs, compared to NOMA. In [23] and [83], Mao *et al.* demonstrated SE and EE improvements of RSMA over NOMA and SDMA in unicast and multicast scenarios. In [94], Zhou *et al.* addressed the SE and EE tradeoff by investigating the joint SE and EE maximization problem for a RSMA-based MISO broadcast channel. The corresponding results demonstrate the efficiency of their approach compared to non-RS strategies, in terms of SE, EE and their tradeoff. In [95], Clerckx *et al.* have analytically shown the flexibility of RSMA in generalizing, and subsuming as special cases all of SDMA, OMA, NOMA and multicasting, in the context of a two-user multi-antenna broadcast channel. Whereas, the authors of [96] studied RS under phase-shift-keying input codebook for a multi-antenna multi-user system, where an interference exploitation approach aiming to improve the sum-rate performance is proposed. In [97], the authors combined RS and dirty-paper-coding in order to enlarge the achievable rate region for a multi-user MISO broadcast channel experiencing imperfect CSIT. While Mao *et al.* investigated in [98] the joint optimization of precoding, message splitting, time allocation and relaying scheduling, aiming to maximize the minimum rate among cooperative users in a MISO broadcast channel. Their results showed the superiority of their proposed approach, compared to SDMA and non-RS schemes. The authors in [99] proposed RS to tackle the saturation problem in MIMO cooperative systems. They demonstrated the robustness of RS for imperfect CSIT, which allowed to increase the self-interference range for half-duplex communications. In [100], a simplified RSMA technique for cloud radio access networks (C-RAN) was presented, where the number of created common messages increased linearly in accordance with the number of users, rather than exponentially. Through simulation results, they showed the superiority of their technique compared to NOMA

²In Fig. 4b, an example of a decoding order is presented.

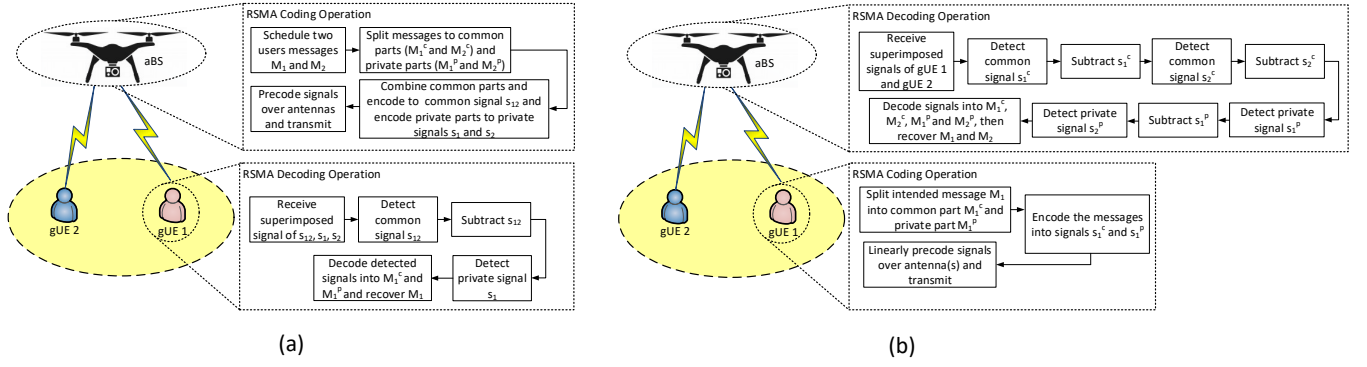


Fig. 4. System model: (a) downlink, (b) uplink.

and SDMA. In a multi-user multi-antenna simultaneous wireless information and power transfer (SWIPT) context, the authors of [101] investigated the application of RS for MISO SWIPT broadcast channels. They showed that by optimizing the RS precoders, their approach is able to outperform both NOMA and SDMA in terms of WSR in several deployment scenarios. Xu *et al.* proposed to integrate RSMA into a multi-antenna gBS capable of both serving ground users and detecting targets in specific azimuth angles in [102]. Yin *et al.* advocated in [103] the use of RSMA for multibeam satellite communications. Their aim was to achieve max-min fairness of a multibeam multicast satellite system with imperfect CSIT. Through simulations, they demonstrated the superiority of RS compared to conventional non-RS approaches for satellite communications. However, in the context of aerial networks, there has been only few reported result on RSMA [104], [105]. In [104], RSMA-based C-RAN is realized using several gBSs and aBSs, whereas, the authors of [105] reported the energy efficiency of an RSMA-based gBS towards aerial users. Finally, [106], [107] investigated the downlink and uplink SISO RSMA parameters optimization, supporting that their results would serve as a benchmark for the MIMO system. A summary of RSMA related work is presented in Table V.

Despite the extensive literature on RSMA in wireless networks, to the best of our knowledge, its use in aBSs is still in its infancy and has not yet been well investigated. Therefore, we provide here a look into RSMA-based aerial systems. In particular, we analyze and evaluate the WSR performance of a two-user system served using an RSMA-based aBS. Furthermore, a discussion of associated challenges and future research directions is provided.

B. RSMA-Based Access in Aerial Networks

Here, we assume a simple RSMA-based downlink access from an aBS to two ground users, where the problems of RSMA parameters optimization and gBS placement are separately investigated. It should be noted that the joint optimization of RSMA parameters and UAV placement achieves the full potential of RSMA in aerial networks. However, the investigation of this problem is beyond the scope of this survey.

1) System Model

RSMA is a new paradigm that is expected to support massive connectivity in aerial networks. Fig. 4 illustrates a simple scenario of RSMA-based aBS-gUEs downlink. In our setup, we consider a N -antenna aBS serving two users, gUE1 and gUE2. The message of user u , denoted M_u , is divided into common parts M_u^c and a private part M_u^p , $\forall u \in \{1, 2\}$. The common parts are combined and encoded together to form one common stream, denoted by s_{12} . Finally, s_u is the private stream of the encoded private message M_u^p , $\forall u \in \{1, 2\}$. The resulting streams are then assigned precoding weights and superposed for transmission, assuming that the aBS has perfect channel knowledge. Hence, the received signal at user u can be expressed by

$$y_u = \mathbf{h}_u^H \mathbf{P} \mathbf{s} + n_u, \quad \forall u \in \{1, 2\} \quad (6)$$

where n_u is the complex additive white Gaussian noise (AWGN) with zero-mean and variance σ^2 , $\mathbf{s} = [s_{12}, s_1, s_2]^T$ is the transmitted signal, $\mathbf{P} = [\mathbf{p}_{12}, \mathbf{p}_1, \mathbf{p}_2] \in \mathbb{C}^{N \times 3}$ is the precoding matrix, and $\mathbf{h}_u = [h_u^1, \dots, h_u^N]^T \in \mathbb{C}^{N \times 1}$ is the air-to-ground channel from the aBS to user u , and assumed to be perfectly known at the transmitter. The channel coefficient h_u^i , $\forall i = 1, \dots, N$, follows a Rician distribution with parameter K_u , given by

$$h_u^i = d_u^{-\frac{\alpha}{2}} g_u^i, \quad \forall i = 1, \dots, N, \quad (7)$$

where

$$\alpha = aP_{\text{LoS}}(\theta_u) + b \quad (8)$$

is the path-loss factor [46], θ_u is the elevation angle between the aBS and user u , g_u^i is defined as in (5), $d_u = |\mathbf{w} - \mathbf{w}_u|$ is the distance between the aBS and user u , $\mathbf{w} = [x, y, z]$ and $\mathbf{w}_u = [x_u, y_u, 0]$ are the aBS and user u 3D locations, respectively, α is the path-loss factor, \bar{h}_u^i is the deterministic LoS component with $|\bar{h}_u^i| = 1$, and \tilde{h}_u^i is the random NLoS component, modeled as a complex Gaussian distribution $\mathcal{CN}(0, 1)$. Finally, $|\cdot|$, $(\cdot)^t$ and $(\cdot)^H$ denote the Euclidian norm, transpose and conjugate transpose operators, respectively.

At user u , the signal s_{12} is decoded first, with the rest of the signal considered to be noise. Then, the latter is subtracted from the original signal using SIC. Finally, s_u is decoded, $\forall u \in \{1, 2\}$ [22]. The resulting Signal-to-Interference-plus-

TABLE V
RELATED WORK ON RSMA-BASED SYSTEMS.

Reference	System Model	Objective	Approach Followed	Findings
[21] and [22]	Point-to-point MIMO. Multi-user MISO broadcast.	Def. users rate region. Max. WSR.	Joint rate and beamforming optimization using WMMSE-based AO.	RSMA design bridges the gap between NOMA and SDMA. RSMA outperforms NOMA and SDMA.
[23] and [83]	Multi-user MISO unicast and multicast.	Max. SE (i.e., WSR). Max. EE.	Joint rate and beamforming optimization using: WMMSE-based AO (WSR). Successive Complex Approximation (SCA)-based algorithm (EE).	RSMA outperforms NOMA, SDMA, and an OMA benchmark.
[87]	Two-user MISO broadcast + quantized CSIT.	Max. ergodic sum rate.	ZF beamforming of private streams + space/time design of common streams.	A higher number of feedback bits leads to a SNR/rate offset of the sum-rate. Proposed scheme outperforms TDMA and conventional ZF beamforming with quantized CSIT.
[88]	Multi-user MISO broadcast + partial CSIT.	Max. ergodic sum rate	Joint rate and beamforming optimization using: Sample Avg./ Conservatively approximated WMMSE-based AO.	RS allows relaxed CSIT quality. RS enlarges the achievable ergodic rate region.
[89]	Multi-user MISO broadcast + bounded CSIT errors.	Max-min fairness	Joint rate and beamforming optimization using: cutting-set method + conservatively approximated WMMSE)	A new approach to RS design. RS eliminates the feasibility issue arising in Non-RS designs.
[90]	Overloaded multicast groups.	Max-min. fairness	Joint rate and beamforming optimization using WMMSE-based AO.	RS outperforms both the proposed degraded and classical beamforming strategies.
[91]	Multi-user MISO broadcast + partial CSIT.	Degrees of freedom region characterization.	Auxiliary variable elimination (FourierMotzkin) approach.	Tuning a single power variable and assigning a common degree of freedom is enough to achieve all the degrees of freedom region.
[92]	Multi-user massive MIMO broadcast + imperfect CSIT.	Max. asymptotic sum rate.	Proposed HRS design + ZF beamforming + power allocation.	HRS and RS are suitable for massive MIMO. HRS outperforms all other techniques in presence of CSIT errors.
[93]	Multi-user MISO broadcast + hardware impairment + perfect/imperfect CSIT.	Max. sum rate.	Distinct common and private messages regularized-ZF precoding + power allocation.	RS outperforms non-RS strategies, when either additive hardware impairments are present or absent, in conjunction with phase and amplified thermal noises. Increasing the number of users reduces the performance gain over non-RS techniques.
[94]	Multi-user MISO broadcast.	Max. jointly SE and EE.	Weighted -sum/-power method + SCA-based algorithm.	RS outperforms non-RS strategies in terms of SE, EE and tradeoff.
[95]	Two-user MISO broadcast.	Derive tractable sum-rate expressions.	Consideration of different SNR regimes + approximations.	RSMA unifies SDMA, OMA, NOMA and multicasting in one single approach.
[96]	Multi-user MISO broadcast + phase-shift keying + perfect/imperfect CSIT.	Max. sum-rate.	Interference suppression ZF precoding. Constructive-interference precoding.	RS + constructive-interference precoding outperforms conventional RS + ZF precoding and non-RS approaches.
[97]	Multi-user MISO broadcast + dirty-paper-coding + partial CSIT.	Max. weighted ergodic sum-rate.	Joint rate and beamforming optimization using WMMSE-based AO.	RS + dirty-paper-coding achieves larger rate regions than non-RS dirty-paper-coding for imperfect CSIT channels.
[98]	Multi-user cooperative MISO broadcast.	Max. min. sum-rate.	Self-organizing relaying + SCA-based algorithm.	Proposed cooperative RS approach outperforms SDMA and non-RS schemes for underloaded and overloaded networks, and for different user deployment scenarios.
[99]	Multi-pair massive MIMO system.	Max. sum-rate.	Regularized ZF precoding.	RS is robust for both full-duplex and half-duplex relaying. RS's robustness improves with a higher number of relaying antennas or lower self-interference. For a very high number of users, RS's robustness degrades.

Reference	System Model	Objective	Approach Followed	Findings
[100]	C-RAN of 1 baseband processing unit + N_R remote radio heads + N_U users.	Max. avg. min. user rate.	WMMSE for RS, precoding and fronthaul compression optimization + hierarchical users clustering.	Proposed RSMA scheme outperforms NOMA, SDMA, and conventional RSMA schemes with one common stream or with the same number of randomly selected common streams.
[101]	Multi-user MISO SWIPT broadcast.	Max. WSR.	Joint rate and precoding optimization using SCA + WMMSE-based AO	Proposed RS-assisted approach achieves a better rate-energy tradeoff for SWIPT downlink compared to SDMA and NOMA.
[102]	Multi-antenna radar communication system (downlink communication to users + target detection).	Max. WSR + Approx. beam-pattern to desired radar beam-pattern.	Joint rate and precoding optimization using an alternating direction method of multipliers.	RSMA achieves a better WSR-beam-pattern approximation tradeoff than SDMA.
[103]	Multibeam multicast satellite system + imperfect CSIT.	Max-min fairness.	Joint rate and beamforming optimization using modified WMMSE-based AO.	Proposed RS-based approach efficiently manages inter-beam interference and support imperfect CSIT, per-feed constraints and overloaded regime. It outperforms non-RS schemes.
[104]	C-RAN of gBSs and aBSs	Max. WSR.	Joint rate and beamforming optimization using the convex-concave procedure.	Proposed method outperforms benchmark approaches. Preferred RS allocation assigns common messages to aBSs and private messages to gBSs.
[105]	mmWave gBS + aerial users.	Max. EE.	Joint rate and beamforming optimization using an SCA-based algorithm.	EE varies non-monotonically with aerial users' altitude. RSMA outperforms NOMA.
[106]	Multi-user SISO downlink.	Max. sum rate.	Joint rate allocation and power control optimization using a one-dimensional search algorithm.	Given two users, RSMA and NOMA realize the same exact capacity-achieving sum rate. For multiple users, RSMA realizes up to 15.6% and 21.5% sum rate gains compared to NOMA and OFDMA, respectively, given one SIC layer only for RSMA and NOMA.
[107]	Multi-user SISO uplink.	Max. sum rate.	Users transmit power and gBS decoding order optimization.	RSMA achieves up to 10.0%, 22.2%, and 83.7% gains in terms of sum rate compared to NOMA, FDMA, and TDMA.

Noise Ratios (SINRs), denoted by γ_u^{12} and γ_u^u , are written as

$$\gamma_u^{12} = \frac{|\mathbf{h}_u^H \mathbf{p}_{12}|^2}{|\mathbf{h}_u^H \mathbf{p}_1|^2 + |\mathbf{h}_u^H \mathbf{p}_2|^2 + \sigma^2}, \quad \forall u \in \{1, 2\}, \quad (9)$$

and

$$\gamma_u^u = \frac{|\mathbf{h}_u^H \mathbf{p}_u|^2}{|\mathbf{h}_u^H \mathbf{p}_{\bar{u}}|^2 + \sigma^2}, \quad \forall (u, \bar{u}) \in \{(1, 2), (2, 1)\}, \quad (10)$$

where the superscript designates the common or private decoded signal. Thus, the corresponding data rates are given by

$$R_u^j = B \log(1 + \gamma_u^j), \quad (11)$$

where B is the bandwidth, $u \in \{1, 2\}$, and $j \in \{12, 1, 2\}$. In order to decode the common stream s_{12} at both users, the common rate shall not exceed $R_{12} = \min(R_1^{12}, R_2^{12})$. Rate boundaries for two-user rate splitting region is achieved if R_{12} is adequately shared between the two users, i.e., $R_{12} = \sum_{u=1}^2 R_u^{\text{com}}$, where R_u^{com} is user u 's portion of the common rate. Consequently, the total data rate of user u , denoted by R_u^{tot} , can be expressed by [22]

$$R_u^{\text{tot}} = R_u^{\text{com}} + R_u^u, \quad \forall u \in \{1, 2\}. \quad (12)$$

In Table VI, we summarize the used key notations.

2) Problem Formulation and Proposed Solution

Deploying an aerial system brings several interesting challenges, including that of finding the optimal location of the aBS and its trajectory so that a desirable QoS can be achieved. Additional challenges may include how to determine the rate-splitting approach, precoding weights, number of SIC layers, and decoding order for accurate operations and improved performance. In this work, we attempt to briefly answer some of these questions. For clarity, we investigate a simple problem of WSR maximization by optimizing the aBS placement, rate-splitting, and precoding.

In an aerial network, finding the optimal location of an aBS, given the statistical knowledge of channel conditions, is of paramount importance. In particular, based on the channel characteristics, one can determine the average weighted aBS location, which is evaluated as a function of the distances between the aBS and users, as well as the K-factors of the underlying fading channels. For any Rician fading channel h_u^i ($u \in \{1, 2\}$, $i = 1, \dots, N$), the average channel power is expressed by

$$g_u = \mathbb{E}(|h_u^i|^2) = \sqrt{\frac{\pi}{2}} d_u^{-\alpha/2} L_{\frac{1}{2}}(-K_u), \quad (13)$$

where $L_{\frac{1}{2}}$ is the Laguerre polynomial. As in [18], the aBS's best location can be obtained through the maximization of the weighted sum of average channel powers. This problem is

TABLE VI
LIST OF KEY NOTATIONS.

Symbol	Description
α	Path-loss exponent
$\beta_{\text{LoS}}, \beta_{\text{NLoS}}$	LoS and NLoS channel components
$\gamma_u^{12}, \gamma_u^u$	Received SINRs at gUE u for the common and private streams
a, b, a_1, b_1	Channel modelling parameters
B	Transmission bandwidth
d_u	Distance between the aBS and gUE u
g_u	Average aBS-gUE u channel gain
K, K_u	Rician K-factor and Rician K-factor for channel between aBS and gUE u
L	Number of potential aBS placement locations
M_u, M_u^c, M_u^p	gUE u 's message, common part message, and private part message
N	Number of antennas at the aBS
n_u	AWGN with zero mean and σ^2 variance at gUE u
P_t	Maximal transmit power of the aBS
R_u^j	Achieved data rate at gUE u for the j^{th} stream transmission
R_{12}	Maximum allowed common stream data rate
R_u^{com}	gUE u 's allocated portion of R_{12}
R_u^{tot}	gUE u 's total data rate (for common+private streams data rates)
R	Weighted sum rate
R_u^{th}	Minimum required data rate for successful decoding at gUE u
s_{12}, s_u	Common and private data streams (signals)
\mathbf{s}	Vector of transmitted streams
v_u	Traffic priority weight factor for gUE u
$\mathbf{h}_u = [h_u^1, \dots, h_u^N]$	Air-to-ground channel vector between aBS and gUE u
$\mathbf{P} = [\mathbf{p}_{12}, \mathbf{p}_1, \mathbf{p}_2]$	aBS precoding matrix
$\mathbf{r} = [R_1^{\text{com}}, R_2^{\text{com}}]$	aBS common data rate splitting strategy
\mathbf{w}, \mathbf{w}_u	3D Cartesian locations of aBS and gUE u

similar to problem (12) in [18]. Hence, it can be reformulated as the minimization of weighted sum of squared distances, i.e., $\min_{\mathbf{w}} \sum_{u=1}^2 \lambda_u |\mathbf{w} - \mathbf{w}_u|^2$, where $\lambda_u = g_u / (g_1 + g_2)$. Consequently, by following steps similar to Lemmas 1 and 2 in [18], the best statistical and stationary aBS location is given by

$$x_s = \frac{\sum_{u=1}^2 \lambda_u x_u}{\lambda_1 + \lambda_2}, \quad (14a)$$

$$y_s = \frac{\sum_{u=1}^2 \lambda_u y_u}{\lambda_1 + \lambda_2}, \quad (14b)$$

$$z_s = z_{aBS}, \quad (14c)$$

where z_{aBS} is the minimum flying altitude of the aBS³. However, this solution is sub-optimal, since it ignores the small-scale variations of the air-to-ground channels. Taking the latter into account, the problem becomes very complex and

³To be noted that the best altitude is always the minimum tolerated one in an interference-free environment, i.e., where no other system using the same frequency band is present in the same area, since it allows to improve the channel's quality by reducing the distance to users.

hard to solve, due to the dependency of the channel gain on the aBS location (according to (5)). To obtain a near-optimal solution, we opt for an *iterative search* where several potential aBSs locations are evaluated by optimizing their associated RSMA parameters. Then, the location providing the best WSR performance is selected. For simplicity's sake, we expect that the best UAV location to be within the line segment linking the two users, at altitude z_{aBS} . We define L equidistant points on this segment as potential aBS locations. It is obvious as $L \rightarrow \infty$, the obtained solution becomes optimal. The details of the iterative search will be presented later.

Subsequently, the rate-splitting and precoding problem is formulated, as in [22]. Given a known aBS location (among the defined potential locations), we optimize here the beamforming matrix \mathbf{P} and the common rate vector $\mathbf{r} = [R_1^{\text{com}}, R_2^{\text{com}}]$, aiming to maximize the WSR, defined as

$$\bar{R} = v_1 R_1^{\text{tot}} + v_2 R_2^{\text{tot}}, \quad (15)$$

where v_u ($u = 1, 2$) is the weight factor reflecting user u traffic priority. The problem (P1) can be formulated as follows

$$\max_{\mathbf{P}, \mathbf{r}} \bar{R} \quad (P1)$$

$$\text{s.t. } R_1^{\text{com}} + R_2^{\text{com}} \leq R_{12}, \quad (P1.a)$$

$$R_u^{\text{tot}} \geq R_u^{\text{th}}, \quad \forall u \in \{1, 2\} \quad (P1.b)$$

$$\text{tr}(\mathbf{P}\mathbf{P}^H) \leq P_t \quad (P1.c)$$

$$\mathbf{r} \geq \mathbf{0} \quad (P1.d)$$

where R_u^{th} is the minimum required data rate to ensure successful decoding. Problem (P1) is non-convex as demonstrated in [88], [108]. To solve it, we adopt the WMMSE-based AO approach that relies on transforming the problem to an augmented weighted MSE problem (AWMSE), detailed as follows [22], [88]. gUE u ($u \in \{1, 2\}$) detects and estimates s_{12} as $\hat{s}_{12} = f_u^{12} y_u$, where f_u^{12} is the equalizer. After successfully decoding s_{12} and subtracting it from the received signal, s_u can be detected and estimated as

$$\hat{s}_u = f_u^u (y_1 - \mathbf{h}_u^H \mathbf{p}_{12} s_{12}). \quad (17)$$

We define the MSE of each stream as $\varepsilon_k = \mathbb{E}\{|s_k - \hat{s}_k|^2\}$, calculated as

$$\varepsilon_u^{12} = |f_u^{12}|^2 T_u^{12} - 2\Re(f_u^{12} \mathbf{h}_u^H \mathbf{p}_{12}) + 1 \quad (18)$$

and

$$\varepsilon_u^u = |f_u^u|^2 T_u^u - 2\Re(f_u^u \mathbf{h}_u^H \mathbf{p}_u) + 1, \quad (19)$$

where

$$T_u^{12} = \sum_{i \in \{12, 1, 2\}} |h_u^H \mathbf{p}_i|^2 + \sigma^2 \quad (20)$$

and

$$T_u^u = T_u^{12} - |\mathbf{h}_u^H \mathbf{p}_{12}|^2 + \sigma^2 \quad (21)$$

are the received power at gUE u to decode s_{12} and s_u , respectively, and $\Re(\cdot)$ is the real part of a complex number. The optimal MMSE equalizers can then be given by [88]

$$(f_u^{12})^{\text{MMSE}} = \mathbf{p}_{12}^H \mathbf{h}_u (T_u^{12})^{-1} \quad (22)$$

and

$$(f_u^u)^{\text{MMSE}} = \mathbf{p}_u^H \mathbf{h}_u (T_u^u)^{-1}. \quad (23)$$

By substituting (22)–(23) into (18)–(19), the MMSEs can be written as

$$(\varepsilon_u^{12})^{\text{MMSE}} = \min_{f_u^{12}} \varepsilon_u^{12} = (T_u^{12})^{-1} I_u^{12} \quad (24)$$

and

$$(\varepsilon_u^u)^{\text{MMSE}} = (T_u^u)^{-1} I_u^u, \quad (25)$$

where

$$I_u^{12} = T_u^{12} - |\mathbf{h}_u^H \mathbf{p}_{12}|^2 \quad (26)$$

and

$$I_u^u = T_u^u - |\mathbf{h}_u^H \mathbf{p}_u|^2 \quad (27)$$

are the experienced interference when decoding signals s_{12} and s_u , respectively. Thus, the SINRs can be expressed by

$$\gamma_u^{12} = 1/((\varepsilon_u^{12})^{\text{MMSE}}) - 1 \quad (28)$$

and

$$\gamma_u^u = 1/((\varepsilon_u^u)^{\text{MMSE}}) - 1, \quad (29)$$

and the common and private data rates by

$$R_u^{12} = -\log_2((\varepsilon_u^{12})^{\text{MMSE}}) \quad (30)$$

and

$$R_u^u = -\log_2((\varepsilon_u^u)^{\text{MMSE}}), \quad (31)$$

respectively. Consequently, the AWMSEs can be expressed by

$$\zeta_u^{12} = \mu_u^{12} \varepsilon_u^{12} - \log_2(\mu_u^{12}) \quad (32)$$

and

$$\zeta_u^u = \mu_u^u \varepsilon_u^u - \log_2(\mu_u^u), \quad (33)$$

where $\mu_u^j > 0$ ($j = 12, u$), are weights associated with the MSEs of gUE u . By setting the optimization variables as the equalizers and weights, then the relation between data rates and WMMSEs can be written by [88]

$$(\zeta_u^{12})^{\text{MMSE}} = \min_{\mu_u^{12}, f_u^{12}} \zeta_u^{12} = 1 - R_u^{12} \quad (34)$$

and

$$(\zeta_u^u)^{\text{MMSE}} = \min_{\mu_u^u, f_u^u} \zeta_u^u = 1 - R_u^u. \quad (35)$$

By substituting (34)–(35) into (32)–(33), we obtain

$$(\zeta_u^{12})^{\text{MMSE}} = \mu_u^{12} (\varepsilon_u^{12})^{\text{MMSE}} - \log_2(\mu_u^{12}) \quad (36)$$

and

$$(\zeta_u^u)^{\text{MMSE}} = \mu_u^u (\varepsilon_u^u)^{\text{MMSE}} - \log_2(\mu_u^u), \quad (37)$$

and the optimal MMSEs

$$(\mu_u^{12})^* = (\mu_u^{12})^{\text{MMSE}} = ((\varepsilon_u^{12})^{\text{MMSE}})^{-1} \quad (38)$$

and

$$(\mu_u^u)^* = (\mu_u^u)^{\text{MMSE}} = ((\varepsilon_u^u)^{\text{MMSE}})^{-1}. \quad (39)$$

Algorithm 1 Alternating Optimization Algorithm

```

1: Initialize  $l \leftarrow 0$ ,  $\mathbf{P}[l]$ ,  $\bar{R}[l]$ 
2: repeat
3:    $l \leftarrow l + 1$ ;  $\mathbf{P}[l-1] \leftarrow \mathbf{P}$ 
4:    $\mathbf{m} \leftarrow \mathbf{m}(\mathbf{P}[l-1])$ ;  $\mathbf{f} \leftarrow \mathbf{f}(\mathbf{P}[l-1])$ 
5:   Solve (P2) for updated  $(\mathbf{m}, \mathbf{f})$ , then update  $(\mathbf{P}, \mathbf{x})$ 
6: until  $|\bar{R}[l] - \bar{R}[l-1]| \leq \delta$ .
```

the optimization problem (P1) can be reformulated as

$$\min_{\mathbf{P}, \mathbf{x}, \mathbf{m}, \mathbf{f}} \sum_{u=1}^2 v_u \zeta_u^{\text{tot}} \quad (P2)$$

$$\text{s.t. } x_1^{12} + x_2^{12} + 1 \geq \zeta_{12}, \quad (P2.a)$$

$$\zeta_u^{\text{tot}} \leq 1 - R_u^{\text{th}}, \forall u \in \{1, 2\} \quad (P2.b)$$

$$\text{tr}(\mathbf{P}\mathbf{P}^H) \leq P_t \quad (P2.c)$$

$$\mathbf{x} \leq \mathbf{0} \quad (P2.d)$$

where $\mathbf{x} = [x_1^{12}, x_2^{12}]$, $\mathbf{m} = [\mu_1^{12}, \mu_2^{12}, \mu_1^1, \mu_2^1]$, $\mathbf{f} = [f_1^{12}, f_2^{12}, f_1^1, f_2^1]$, $\zeta_u^{\text{tot}} = x_u^{12} + \zeta_u^u$ ($u = 1, 2$), and $\zeta_{12} = \max\{\zeta_1^{12}, \zeta_2^{12}\}$.

When minimizing the objective in (P2) for \mathbf{m} and \mathbf{f} (i.e., fixed \mathbf{P} and \mathbf{x}), the optimal MMSE solution $(\mathbf{m}^{\text{MMSE}}, \mathbf{f}^{\text{MMSE}})$ is obtained according to (22)–(23) and (38)–(39). These values satisfy the Karush Kuhn Tucker (KKT) optimality conditions in (P2) for \mathbf{P} . Hence, given the relations in (34)–(35) and the common rate transformation $\mathbf{x} = -\mathbf{r}$, (P2) can be transformed into (P1). Similarly, for any solution $(\mathbf{P}^*, \mathbf{x}^*, \mathbf{m}^*, \mathbf{f}^*)$ that satisfies the KKT conditions in (P2), the solution $(\mathbf{r}^* = -\mathbf{x}^*, \mathbf{P}^*)$ satisfies the KKT conditions in (P1). Hence, (P1) can be transformed into (P2). However, (P2) is also non-convex for joint parameters optimization. To solve it, the authors proposed in [22] to adopt an alternating optimization method. Indeed, in the l^{th} iteration of the AO algorithm, the equalizers and weights are firstly updated using the precoders obtained in the $(l-1)^{\text{th}}$ iteration, i.e.,

$$(\mathbf{m}, \mathbf{f}) = (\mathbf{m}^{\text{MMSE}}(\mathbf{P}[l-1]), \mathbf{f}^{\text{MMSE}}(\mathbf{P}[l-1])).$$

Then, (\mathbf{x}, \mathbf{P}) is updated by solving (P2) for the given (\mathbf{m}, \mathbf{f}) . Hence, (\mathbf{m}, \mathbf{f}) and (\mathbf{x}, \mathbf{P}) are iteratively updated until convergence of the WSR. The details of the procedure are presented in Algorithm 1, where $[l]$ is the iteration index, \mathbf{m} is the stream's weight vector, \mathbf{f} is the equalizer vector, \mathbf{x} is the transformation of \mathbf{r} , and $\delta \ll 1$ is the convergence condition [22].

Given Algorithm 1, we can now define our placement iterative search method as follows: For each channel realization, L locations at altitude z_{aBS} are explored, where for each location RSMA parameters optimization is processed using Algorithm 1. Then, the location resulting in the best WSR performance is selected. Algorithm 2 summarizes this process.

3) Simulation Results

We assume here that an aBS equipped with $N = 4$ antennas hovers at an altitude of 50 m⁴ in order to serve two randomly spread gUEs in a 350 × 300 m² area. For sake of

Motivated by the data rates-WMMSE relations in (34)–(35),

⁴UAVs should not fly above 122 m, nor below 10 m, due to regulations and safety reasons [40], [109].

Algorithm 2 3D Placement Iterative Search Algorithm

```

1: Initialize matrix of aBS's 3D locations  $\mathbf{W}$  ( $L \times 3$ )
2: Initialize vector of final WSRs  $\bar{\mathbf{R}}$  ( $1 \times \Delta$ )
3: Initialize vector of final best aBS locations  $\mathbf{c}$  ( $1 \times \Delta$ )
4: for  $l = 1$  to  $\Delta$  do %  $\Delta$ : max. nbr. of channel realizations
5:   Generate matrix  $\mathbf{H}$  ( $L \times 2$ ) of channel coeff. (aBS to users)
6:   for  $j = 1$  to  $L$  do
7:     Initialize vector of WSRs for an aBS location  $\mathbf{R}$  ( $1 \times L$ )
8:     Run Algo. 1 for aBS location  $\mathbf{W}[j, 1 : \text{end}]$ 
9:     Get  $\mathbf{R}[j]$  from Algo. 1
10:   end for
11:    $\bar{\mathbf{R}}[l] \leftarrow \max_{j=1:L} \mathbf{R}$  and  $\mathbf{c}[l] \leftarrow \arg \max_{j=1:L} \mathbf{R}$ 
12: end for
13: Return  $\text{mean}(\bar{\mathbf{R}})$ ,  $\bar{\mathbf{R}}$  and  $\mathbf{c}$ .
```

simplicity, we assume that $\sigma^2 = 1$, $\alpha = 2$, $v_1 = v_2 = \frac{1}{2}$, $B = 1$ Hz, $R_1^{\text{th}} = R_2^{\text{th}} = 0$ bps/Hz [22], $L = 100$, $(a, b) = (9.61, 0.16)$, and $(a_1, b_1) = (5, 15)$ dB (dense-urban environment) [46], [110]. The WSR performance is evaluated for different aBS placements and SNR values, given static users locations $[0, 0, 0]$ and $[100, 0, 0]$ m, and WSR is averaged over 100 channel realizations.

Fig. 5 compares the WSR performance of NOMA, SDMA, and RSMA for different aBS placements, i.e., “Dist. Avg.” (Middle location between users at altitude z_{aBS}), “Channel Stat.” (Location obtained according to (14)), “Random” (location randomly selected for each channel realization over the segment linking the two users), and “Optimal” (Location obtained using the proposed *iterative search* method for each channel realization), given $\text{SNR} = \frac{P_t}{\sigma^2} = 20$ dB. To be noted that the first two aBS placement approaches are static, while the last ones are dynamic (since they consider the small-scale channel realizations). As shown, RSMA outperforms all other techniques in any aBS placement approach. Moreover, the “Optimal” placement, taking into account the impact of instantaneous channel variations, provides the best performance. Compared to the static placement approaches, even “Random” aBS placement achieves better performances.

Discussion: Due to the time varying nature of the underlying wireless channels, it is clear that achieving the best aBS placement while optimizing the RSMA parameters is particularly complex because it requires a full and instantaneous knowledge of all channels in the investigated area. Such approach is unfeasible in a real system. Instead, an online implementation can be realized using an artificial intelligence agent mounted over the aBS, which is able, after a long enough training phase, to predict channel variations and decide on the best combination of aBS location and RSMA parameters in order to achieve the highest WSR performance. As the training phase tends to infinity, such method would converge to “Optimal”.

Fig. 6 depicts the WSR performance as a function of the average SNR, for different data rate thresholds $R_u^{\text{th}} = 0$ bps/Hz and $R_u^{\text{th}} = 0.5$ bps/Hz, respectively. For any R_u^{th} value, it is shown that RSMA is superior to NOMA and SDMA, especially at high SNR. However, it should be pointed out here that RSMA exploits the advantages of flexible rate-splitting, SIC layers, and precoding, to allow for higher gains compared to NOMA and SDMA, where only SIC and/or

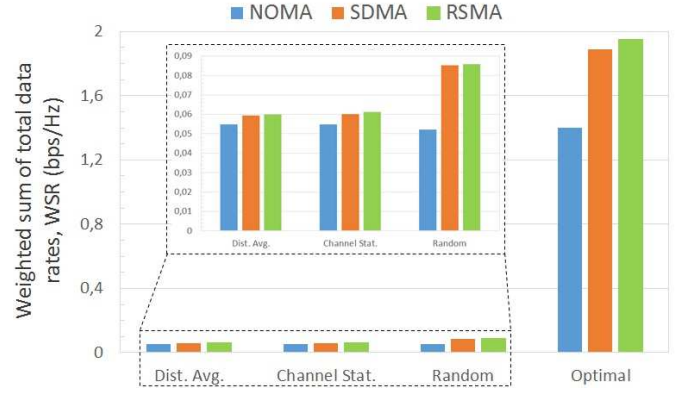
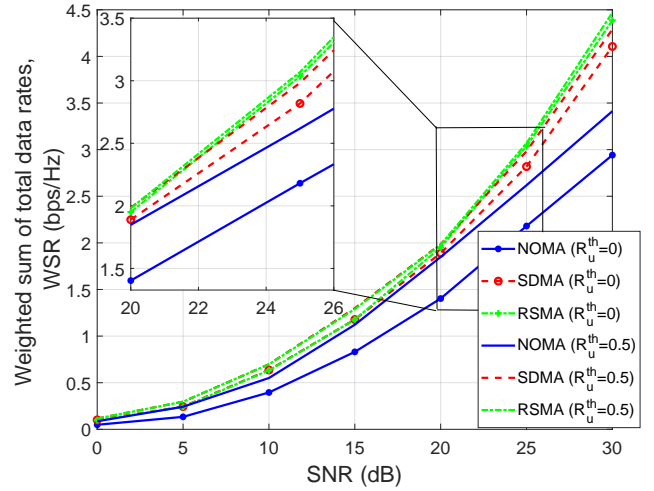


Fig. 5. WSR vs. aBS placement.

Fig. 6. WSR vs. SNR (“Optimal”), for different R_u^{th} ($u = 1, 2$)

precoding is used. Nevertheless, SDMA performs better than NOMA, since the number of aBS antennas is greater than the number of served gUEs, which allows for better inter-user interference mitigation. Finally, for $R_u^{\text{th}} = 0.5$ bps/Hz, all access techniques perform better than in the case of $R_u^{\text{th}} = 0$ bps/Hz, notably at high SNR. Indeed, as $R_u^{\text{th}} > 0$, constraint (P2.b) is leveraged, which allows to obtain better WMMSEs, hence improving the WSR performance.

VI. OPEN ISSUES AND RESEARCH DIRECTIONS

This article presented the first look into the utilization of RSMA in aerial networks. We have shown that RSMA is a powerful multiple access scheme that can provide high data rates and reliable communications in aerial networks. However, several associated challenges need to be addressed and analyzed to realize the full potentials of RSMA.

A. Joint optimization of UAV and RSMA parameters:

The UAV provides additional degrees-of-freedom to the communication system through its deployment flexibility and mobility. Such properties can be exploited when optimizing the RSMA parameters, i.e., rate splitting, power allocation/beamforming design, and common messages design and ordering. In a dynamic environment in which users are mobile

and/or communication channels are rapidly varying, a joint optimization of UAV and RSMA parameters would achieve high spectral-efficiency and energy-efficiency, with respect to the UAV's SWAP constraints. Such problems are typically NP-hard and require rigorous solutions that would rely on mixed-integer non-linear problem solving approaches, such as successive convex approximation, alternating optimization, and alternating direction method of multipliers, or smart methods based on artificial intelligence and machine learning.

B. Integration of RSMA into MIMO, massive MIMO, and mmWave Aerial Systems:

As discussed previously, studies on MIMO and massive MIMO multiple access in aerial networks are either limited or absent in the literature. Indeed, most existing work has focused on a single setup where a single aBS serves multiple users using a single frequency band, e.g., NOMA. However, with the recent emergence of multiple access in multi-carrier systems as a study area, as in [111], an investigation into performance improvements with MIMO, or massive-MIMO with multi-carrier systems for NOMA, SDMA, and RSMA would be a promising research direction.

Yet, most work has focused on downlink transmission, with only a few taking interest in uplink. For instance, [112] proposed SIMO-NOMA for the uplink of an Internet-of-things (IoT) system, where a rate-splitting scheme that guaranteed max-min fairness was studied. Authors in [113] applied NOMA to the uplink of a relay-assisted wireless sensor network, whereas [114] proposed enhancing the outage performance of an uplink NOMA system using rate splitting. None of the aforementioned approaches were applied to aerial networks, and all of them focused solely on NOMA. Hence, the investigation of uplink MIMO-RSMA in the context of aerial networks is an unexplored topic.

Coexistence of mmWave and RSMA systems is partially addressed in [105], where the gBS relies on mmWave to serve aerial users. Nevertheless, using mmWave-enabled UAVs can offer many benefits. For instance, high-bandwidth aBSs, data collectors, and even aerial mobile edge computing servers or caching devices can be deployed to achieve on-the-fly access. Being superior to NOMA and SDMA, RSMA in the aforementioned scenarios will bring substantial performance improvements.

C. Distributed and Cooperative RSMA in Hybrid Terrestrial/Non-terrestrial Networks:

Research on integrated terrestrial/non-terrestrial networks has recently been increasing [115]. One of the main challenges to be addressed in such systems is traffic offloading. Indeed, unlike terrestrial networks, where traffic offloading approaches are mature, moving traffic from terrestrial to satellite and/or UAV networks is still in its infancy, and challenges of propagation delay, link selection, and channel allocation remain. In contexts like this, RSMA can be introduced in the integrated network, either horizontally (at one of the terrestrial or non-terrestrial layers) or vertically (through cooperative

heterogeneous layers) in order to improve the quality of communications. RSMA transmission management can be then realized centrally, assuming that a central controller manages each layer, or distributively, given that layers are separately managed either horizontally or vertically. The investigation of joint optimization problems in such complex systems has not been carried out yet.

Moreover, exploring distributed RSMA using UAV swarms may be of interest in critical scenarios, where reliable communication is required. The use of UAV swarms with RSMA is challenging, as problems of UAVs placements/trajectories and RSMA parameters optimization have to be jointly addressed.

Finally, RSMA can be analyzed in different aerial network topologies, e.g., UAVs may act as relays in a multi-hop or mesh topology, where joint UAVs placement, RSMA precoding, and rate-splitting issues are worth investigating to achieve objectives, such as spectral efficiency and energy efficiency maximization.

VII. CONCLUSION

In this paper, we reviewed orthogonal and non-orthogonal multiple access techniques for aerial networks and showed their advantages and limitations. Then, we surveyed most recent RSMA works and highlighted the limited use of RSMA in aerial systems. Subsequently, we discussed the integration of RSMA into aerial networks, where results for a simple integration case were presented. Both aBS placement and RSMA parameters were optimized to maximize the weighted sum rate of users. It was shown that in this system, RSMA outperforms both NOMA and SDMA due to its rate-splitting flexibility and precoding efficiency. Finally, a number of open issues and research directions, linked to the application of RSMA in aerial networks, have been presented and discussed.

REFERENCES

- [1] S. Zhang, C. Xiang, and S. Xu, "6G: Connecting everything by 1000 times price reduction," *IEEE Open J. Veh. Tech.*, vol. 1, pp. 107–115, Mar. 2020.
- [2] R. Liu, Q. Chen, G. Yu, G. Y. Li, and Z. Ding, "Resource management in LTE-U systems: Past, present, and future," *IEEE Open J. Veh. Tech.*, vol. 1, pp. 1–17, Oct. 2019.
- [3] B. Li, Z. Fei, and Y. Zhang, "UAV communications for 5G and beyond: Recent advances and future trends," *IEEE Internet of Things J.*, vol. 6, no. 2, pp. 2241–2263, Apr. 2019.
- [4] Y. Zeng, Q. Wu, and R. Zhang, "Accessing from the sky: A tutorial on UAV communications for 5G and beyond," *Proc. of IEEE*, vol. 107, no. 12, pp. 2327–2375, Dec. 2019.
- [5] X. Cao, P. Yang, M. Alzenad, X. Xi, D. Wu, and H. Yanikomeroglu, "Airborne communication networks: A survey," *IEEE J. Sel. Areas Commun.*, vol. 36, no. 9, pp. 1907–1926, Sep. 2018.
- [6] M. Alzenad, A. El-Keyi, and H. Yanikomeroglu, "3-D placement of an unmanned aerial vehicle base station for maximum coverage of users with different QoS requirements," *IEEE Wireless Commun. Lett.*, vol. 7, no. 1, pp. 38–41, Feb. 2018.
- [7] 3rd Generation Partnership Project (3GPP), "38.811: Study on new radio (NR) to support non-terrestrial networks," *3GPP*, Sep. 2019.
- [8] J. Lyu, Y. Zeng, and R. Zhang, "Cyclical multiple access in UAV-aided communications: A throughput-delay tradeoff," *IEEE Wireless Commun. Lett.*, vol. 5, no. 6, pp. 600–603, Dec. 2016.
- [9] S. Yin, Y. Zhao, and L. Li, "Resource allocation and basestation placement in cellular networks with wireless powered UAVs," *IEEE Trans. Veh. Technol.*, vol. 68, no. 1, pp. 1050–1055, Jan. 2019.
- [10] Q. Wu and R. Zhang, "Common throughput maximization in UAV-enabled OFDMA systems with delay consideration," *IEEE Trans. Commun.*, vol. 66, no. 12, pp. 6614–6627, Dec. 2018.

- [11] T. D. Ho, Jingyu Park, and S. Shimamoto, "Novel multiple access scheme for wireless sensor network employing unmanned aerial vehicle," in *Proc. Digital Avion. Syst. Conf. (DASC)*, Oct. 2010, pp. 5.C.5–1–5.C.5–8.
- [12] F. Jiang and A. L. Swindlehurst, "Optimization of UAV heading for the ground-to-air uplink," *IEEE J. Sel. Areas Commun.*, vol. 30, no. 5, pp. 993–1005, Jun. 2012.
- [13] Y. Liu, Z. Qin, M. ElKashlan, Z. Ding, A. Nallanathan, and L. Hanzo, "Nonorthogonal multiple access for 5G and beyond," *Proc. of the IEEE*, vol. 105, no. 12, pp. 2347–2381, Dec. 2017.
- [14] 3rd Generation Partnership Project (3GPP), "38.812: Study on non-orthogonal multiple access (NOMA) for NR (Release 16)," *3GPP*, Dec. 2018.
- [15] S. M. R. Islam, N. Avazov, O. A. Dobre, and K. Kwak, "Power-domain non-orthogonal multiple access (NOMA) in 5G systems: Potentials and challenges," *IEEE Commun. Surveys Tuts.*, vol. 19, no. 2, pp. 721–742, 2nd quarter 2017.
- [16] O. Maraqa, A. S. Rajasekaran, S. Al-Ahmadi, H. Yanikomeroğlu, and S. M. Sait, "A survey of rate-optimal power domain NOMA schemes for enabling technologies of future wireless networks," *arXiv*, Jun. 2020.
- [17] Y. Cai, Z. Qin, F. Cui, G. Y. Li, and J. A. McCann, "Modulation and multiple access for 5G networks," *IEEE Commun. Surveys Tuts.*, vol. 20, no. 1, pp. 629–646, 1st quarter 2018.
- [18] X. Liu, J. Wang, N. Zhao, Y. Chen, S. Zhang, Z. Ding, and F. R. Yu, "Placement and power allocation for NOMA-UAV networks," *IEEE Wireless Commun. Lett.*, vol. 8, no. 3, pp. 965–968, Jun. 2019.
- [19] Z. Ding, Z. Yang, P. Fan, and H. V. Poor, "On the performance of non-orthogonal multiple access in 5G systems with randomly deployed users," *IEEE Signal Process. Lett.*, vol. 21, no. 12, pp. 1501–1505, Dec. 2014.
- [20] Y. Liu, H. Xing, C. Pan, A. Nallanathan, M. ElKashlan, and L. Hanzo, "Multiple-antenna-assisted non-orthogonal multiple access," *IEEE Wireless Commun.*, vol. 25, no. 2, pp. 17–23, Apr. 2018.
- [21] B. Clerckx, H. Joudeh, C. Hao, M. Dai, and B. Rassouli, "Rate splitting for MIMO wireless networks: A promising PHY-layer strategy for LTE evolution," *IEEE Commun. Mag.*, vol. 54, no. 5, pp. 98–105, May 2016.
- [22] Y. Mao, B. Clerckx, and V. O. K. Li, "Rate-splitting multiple access for downlink communication systems: Bridging, generalizing, and outperforming SDMA and NOMA," *EURASIP J. Wireless Commun. and Network.*, no. 133, pp. 1–54, May 2018.
- [23] Y. Mao, B. Clerckx, and V. O. K. Li, "Rate-splitting for multi-antenna non-orthogonal unicast and multicast transmission: Spectral and energy efficiency analysis," *IEEE Trans. Commun.*, vol. 67, no. 12, pp. 1–16, Dec. 2019.
- [24] B. Rimoldi and R. Urbanke, "A rate-splitting approach to the Gaussian multiple-access channel," *IEEE Trans. Inf. Theo.*, vol. 42, no. 2, pp. 364–375, Mar. 1996.
- [25] T. Nguyen and T. Suda, "Survey and evaluation of multiple access protocols in multimedia satellite networks," in *Proc. IEEE Southeastcon*, Apr. 1990, pp. 408–413 vol. 2.
- [26] M. Sternad, T. Svensson, T. Ottosson, A. Ahlen, A. Svensson, and A. Brunstrom, "Towards systems beyond 3G based on adaptive OFDMA transmission," *Proc. of the IEEE*, vol. 95, no. 12, pp. 2432–2455, Dec. 2007.
- [27] K. Akkarajitsakul, E. Hossain, D. Niyato, and D. I. Kim, "Game theoretic approaches for multiple access in wireless networks: A survey," *IEEE Commun. Surveys Tuts.*, vol. 13, no. 3, pp. 372–395, 3rd quarter 2011.
- [28] L. Wang and S. Rangapillai, "A survey on green 5G cellular networks," in *Proc. Int. Conf. Sig. Process. Commun. (SPCOM)*, Jul. 2012, pp. 1–5.
- [29] M. Agiwal, A. Roy, and N. Saxena, "Next Generation 5G Wireless Networks: A Comprehensive Survey," *IEEE Commun. Surveys Tuts.*, vol. 18, no. 3, pp. 1617–1655, 3rd quarter 2016.
- [30] Z. Ding, X. Lei, G. K. Karagiannidis, R. Schober, J. Yuan, and V. K. Bhargava, "A survey on non-orthogonal multiple access for 5G networks: Research challenges and future trends," *IEEE J. Sel. Areas Commun.*, vol. 35, no. 10, pp. 2181–2195, Oct. 2017.
- [31] L. Dai, B. Wang, Z. Ding, Z. Wang, S. Chen, and L. Hanzo, "A survey of non-orthogonal multiple access for 5G," *IEEE Commun. Surveys Tuts.*, vol. 20, no. 3, pp. 2294–2323, 3rd quarter 2018.
- [32] M. Vaezi, G. A. Aruma Baduge, Y. Liu, A. Arafat, F. Fang, and Z. Ding, "Interplay between NOMA and other emerging technologies: A survey," *IEEE Trans. Cog Commun. Network.*, vol. 5, no. 4, pp. 900–919, Dec. 2019.
- [33] B. Makki, K. Chitti, A. Behravan, and M. Alouini, "A survey of NOMA: Current status and open research challenges," *IEEE Open J. Commun. Soc.*, vol. 1, pp. 179–189, Jan. 2020.
- [34] Z. Xiao, P. Xia, and X. Xia, "Enabling UAV cellular with millimeter-wave communication: Potentials and approaches," *IEEE Commun. Mag.*, vol. 54, no. 5, pp. 66–73, May 2016.
- [35] L. Zhang, H. Zhao, S. Hou, Z. Zhao, H. Xu, X. Wu, Q. Wu, and R. Zhang, "A survey on 5G millimeter wave communications for UAV-assisted wireless networks," *IEEE Access*, vol. 7, pp. 117 460–117 504, Jul. 2019.
- [36] Y. Zeng, R. Zhang, and T. J. Lim, "Wireless communications with unmanned aerial vehicles: Opportunities and challenges," *IEEE Commun. Mag.*, vol. 54, no. 5, pp. 36–42, May 2016.
- [37] 3GPP, "UAS-UAV," <https://www.3gpp.org/uas-uav>.
- [38] V. Sharma, M. Bennis, and R. Kumar, "UAV-assisted heterogeneous networks for capacity enhancement," *IEEE Commun. Lett.*, vol. 20, no. 6, pp. 1207–1210, Jun. 2016.
- [39] 3rd Generation Partnership Project (3GPP), "36.777: Study on enhanced LTE support for aerial vehicles," *3GPP*, Dec. 2017.
- [40] "Summary of small unmanned aircraft rule," https://www.faa.gov/uas/media/Part_107_Summary.pdf.
- [41] X. Li, H. Yao, J. Wang, X. Xu, C. Jiang, and L. Hanzo, "A near-optimal UAV-aided radio coverage strategy for dense urban areas," *IEEE Trans. Veh. Technol.*, vol. 68, no. 9, pp. 9098–9109, Sep. 2019.
- [42] Y. Zeng and R. Zhang, "Energy-efficient UAV communication with trajectory optimization," *IEEE Trans. Wireless Commun.*, vol. 16, no. 6, pp. 3747–3760, Jun. 2017.
- [43] B. Galkin, J. Kibilda, and L. A. DaSilva, "UAVs as mobile infrastructure: addressing battery lifetime," *IEEE Commun. Mag.*, vol. 57, no. 6, pp. 132–137, Jun. 2019.
- [44] N. Ahmed, S. S. Kanhere, and S. Jha, "On the importance of link characterization for aerial wireless sensor networks," *IEEE Commun. Mag.*, vol. 54, no. 5, pp. 52–57, May 2016.
- [45] R. Amorim, H. Nguyen, P. Mogensen, I. Z. Kovcs, J. Wigard, and T. B. Sørensen, "Radio channel modeling for UAV communication over cellular networks," *IEEE Wireless Commun. Lett.*, vol. 6, no. 4, pp. 514–517, Aug. 2017.
- [46] M. M. Azari, F. Rosas, K. Chen, and S. Pollin, "Ultra reliable UAV communication using altitude and cooperation diversity," *IEEE Trans. Commun.*, vol. 66, no. 1, pp. 330–344, Jan. 2018.
- [47] A. Al-Hourani, S. Kandeepan, and S. Lardner, "Optimal LAP altitude for maximum coverage," *IEEE Wireless Commun. Lett.*, vol. 3, no. 6, pp. 569–572, Dec. 2014.
- [48] A. A. Khuwaja, Y. Chen, N. Zhao, M. Alouini, and P. Dobbins, "A survey of channel modeling for UAV communications," *IEEE Commun. Surveys Tuts.*, vol. 20, no. 4, pp. 2804–2821, 4th quarter 2018.
- [49] M. Holzbock and C. Senninger, "An aeronautical multimedia service demonstration at high frequencies," *IEEE MultiMedia*, vol. 6, no. 4, pp. 20–29, Oct. 1999.
- [50] W. G. Newhall, R. Mostafa, C. Dietrich, C. R. Anderson, K. Dietze, G. Joshi, and J. H. Reed, "Wideband air-to-ground radio channel measurements using an antenna array at 2 GHz for low-altitude operations," in *Proc. Military Commun. Conf. (MILCOM)*, vol. 2, Oct. 2003, pp. 1422–1427 Vol.2.
- [51] M. Simunek, F. P. Fontn, and P. Pechac, "The UAV low elevation propagation channel in urban areas: Statistical analysis and time-series generator," *IEEE Trans. Ant. and Prop.*, vol. 61, no. 7, pp. 3850–3858, Jul. 2013.
- [52] X. Ye, X. Cai, X. Yin, J. Rodriguez-Pineiro, L. Tian, and J. Dou, "Air-to-ground big-data-assisted channel modeling based on passive sounding in LTE networks," in *Proc. Globecom Wrkshps. (GC Wrkshps)*, Dec. 2017, pp. 1–6.
- [53] L. Zeng, X. Cheng, C. Wang, and X. Yin, "A 3D geometry-based stochastic channel model for UAV-MIMO channels," in *Proc. Wireless Commun. and Network. Conf. (WCNC)*, Mar. 2017, pp. 1–5.
- [54] H. Jiang, Z. Zhang, L. Wu, and J. Dang, "Three-dimensional geometry-based UAV-MIMO channel modeling for A2G communication environments," *IEEE Commun. Lett.*, vol. 22, no. 7, pp. 1438–1441, Jul. 2018.
- [55] Q. Wu and R. Zhang, "Delay-constrained throughput maximization in UAV-enabled OFDM systems," in *Proc. Asia-Pacific Conf. Commun. (APCC)*, Dec. 2017, pp. 1–6.
- [56] S. Xue, S. Bi, and X. Lin, "Energy minimization in UAV-aided wireless sensor networks with OFDMA," in *Proc. Int. Conf. Wireless Commun. Sig. Process. (WCSP)*, Oct. 2019, pp. 1–7.
- [57] T. D. Ho, J. Park, and S. Shimamoto, "QoS constraint with prioritized frame selection CDMA MAC protocol for WSN employing UAV," in *Proc. Globecom Wrkshps (GC Wrkshps)*, Dec. 2010, pp. 1826–1830.

- [58] D. Ho, J. Park, and S. Shimamoto, "Performance Evaluation of The PFSC Based MAC Protocol For WSN Employing UAV in Rician Fading," in *Proc. Wireless Commun. Network. Conf. (WCNC)*, Mar. 2011, pp. 55–60.
- [59] J. Xie, J. Zhang, and Tao Zhang, "An efficient transmission of 4D trajectory short messages on LDACS1," in *Proc. Integr. Commun. Navig. and Surveil. Conf. (ICNS)*, Apr. 2014, pp. W3–1–W3–11.
- [60] Q. Chen, C. He, L. Bai, and X. Zhang, "A novel SDMA uplink method based on time-modulated array for UAV communications," in *Proc. Int. Conf. Commun. Syst. (ICCS)*, Dec. 2018, pp. 19–24.
- [61] H. Ren, L. Li, W. Xu, W. Chen, and Z. Han, "Machine learning-based hybrid precoding with robust error for UAV mmWave massive MIMO," in *Proc. Int. Conf. Commun. (ICC)*, May 2019, pp. 1–6.
- [62] W. Tan, S. Li, C. He, W. Tan, X. Gu, and Z. Shi, "Achievable rate of UAV-based communication with uniform circular arrays in Rician fading," *Physical Communication*, vol. 32, pp. 185 – 191, Feb. 2019.
- [63] S. Ali, E. Hossain, and D. I. Kim, "Non-orthogonal multiple access (NOMA) for downlink multiuser MIMO systems: User clustering, beamforming, and power allocation," *IEEE Access*, vol. 5, pp. 565–577, Jan. 2017.
- [64] F. Wei, W. Chen, Y. Wu, J. Li, and Y. Luo, "Toward 5G wireless interface technology: Enabling nonorthogonal multiple access in the sparse code domain," *IEEE Veh. Technol. Mag.*, vol. 13, no. 4, pp. 18–27, Dec. 2018.
- [65] Y. Liu, Z. Qin, Y. Cai, Y. Gao, G. Y. Li, and A. Nallanathan, "UAV communications based on non-orthogonal multiple access," *IEEE Wireless Commun.*, vol. 26, no. 1, pp. 52–57, Feb. 2019.
- [66] O. Abbasi, H. Yanikomeroglu, A. Ebrahimi, and N. Mokari, "Trajectory design and power allocation for drone-assisted NR-V2X network with dynamic NOMA/OMA," *IEEE Trans. Wireless Commun. (Early Access)*, pp. 1–1, 2020.
- [67] M. F. Sohail, C. Y. Leow, and S. Won, "Non-orthogonal multiple access for unmanned aerial vehicle assisted communication," *IEEE Access*, vol. 6, pp. 22 716–22 727, Apr. 2018.
- [68] J. Sun, Z. Wang, and Q. Huang, "Cyclical NOMA based UAV-enabled wireless network," *IEEE Access*, vol. 7, pp. 4248–4259, Jan. 2019.
- [69] A. A. Nasir, H. D. Tuan, T. Q. Duong, and H. V. Poor, "UAV-enabled communication using NOMA," *IEEE Trans. Commun.*, vol. 67, no. 7, pp. 5126–5138, Jul. 2019.
- [70] M. T. Nguyen and L. B. Le, "NOMA user pairing and UAV placement in UAV-based wireless networks," in *Proc. IEEE Int. Conf. Commun. (ICC)*, May 2019, pp. 1–6.
- [71] F. Cui, Y. Cai, Z. Qin, M. Zhao, and G. Y. Li, "Multiple access for mobile-UAV enabled networks: Joint trajectory design and resource allocation," *IEEE Trans. Commun.*, vol. 67, no. 7, pp. 4980–4994, Jul. 2019.
- [72] R. Tang, J. Cheng, and Z. Cao, "Joint placement design, admission control, and power allocation for NOMA-based UAV systems," *IEEE Wireless Commun. Lett.*, vol. 9, no. 3, pp. 385–388, Mar. 2020.
- [73] J. Seo, S. Pack, and H. Jin, "Uplink NOMA random access for UAV-assisted communications," *IEEE Trans. Veh. Technol.*, vol. 68, no. 8, pp. 8289–8293, Aug. 2019.
- [74] T. Hou, Y. Liu, Z. Song, X. Sun, and Y. Chen, "Multiple antenna aided NOMA in UAV networks: A stochastic geometry approach," *IEEE Trans. Commun.*, vol. 67, no. 2, pp. 1031–1044, Feb. 2019.
- [75] N. Rupasinghe, Y. Yapici, I. Guvenc, and Y. Kakishima, "Non-orthogonal multiple access for mmwave drone networks with limited feedback," *IEEE Trans. Commun.*, vol. 67, no. 1, pp. 762–777, Jan. 2019.
- [76] N. Rupasinghe, Y. Yapici, I. Guvenc, M. Ghosh, and Y. Kakishima, "Angle feedback for NOMA transmission in mmWave drone networks," *IEEE J. Sel. Topics in Sig. Process.*, vol. 13, no. 3, pp. 628–643, Jun. 2019.
- [77] T. M. Nguyen, W. Ajib, and C. Assi, "A novel cooperative NOMA for designing UAV-assisted wireless backhaul networks," *IEEE J. Sel. Areas Commun.*, vol. 36, no. 11, pp. 2497–2507, Nov. 2018.
- [78] N. Zhao, X. Pang, Z. Li, Y. Chen, F. Li, Z. Ding, and M. Alouini, "Joint trajectory and precoding optimization for UAV-assisted NOMA networks," *IEEE Trans. Commun.*, vol. 67, no. 5, pp. 3723–3735, May 2019.
- [79] A. J. Grant, B. Rimoldi, R. L. Urbanke, and P. A. Whiting, "Rate-splitting multiple access for discrete memoryless channels," *IEEE Trans. Inf. Theo.*, vol. 47, no. 3, pp. 873–890, Mar. 2001.
- [80] J. Cao and E. M. Yeh, "Asymptotically optimal multiple-access communication via distributed rate splitting," *IEEE Trans. Inf. Theo.*, vol. 53, no. 1, pp. 304–319, Jan. 2007.
- [81] Y. Fadlallah, A. M. Tulino, D. Barone, G. Vettigli, J. Llorca, and J. Gorce, "Coding for caching in 5G networks," *IEEE Commun. Mag.*, vol. 55, no. 2, pp. 106–113, Feb. 2017.
- [82] Z. Ding, P. Fan, G. K. Karagiannidis, R. Schober, and H. V. Poor, "NOMA assisted wireless caching: Strategies and performance analysis," *IEEE Trans. n Commun.*, vol. 66, no. 10, pp. 4854–4876, Oct. 2018.
- [83] Y. Mao, B. Clerckx, and V. O. K. Li, "Rate-splitting for multi-antenna non-orthogonal unicast and multicast transmission," in *Proc. IEEE Int. Wrkshp. Sig. Process. Adv. Wireless Commun. (SPAWC)*, Jun. 2018, pp. 1–5.
- [84] H. Chen, D. Mi, B. Clerckx, Z. Chu, J. Shi, and P. Xiao, "Joint power and subcarrier allocation optimization for multigroup multicast systems with rate splitting," *IEEE Trans. Veh. Tech.*, vol. 69, no. 2, pp. 2306–2310, Feb. 2020.
- [85] L. Xiang, D. W. K. Ng, X. Ge, Z. Ding, V. W. S. Wong, and R. Schober, "Cache-aided non-orthogonal multiple access," in *Proc. IEEE Int. Conf. Commun. (ICC)*, 2018, pp. 1–7.
- [86] M. A. Maddah-Ali and U. Niesen, "Cache-aided interference channels," *IEEE Trans. Inf. Theo.*, vol. 65, no. 3, pp. 1714–1724, Feb. 2019.
- [87] C. Hao, Y. Wu, and B. Clerckx, "Rate analysis of two-receiver MISO broadcast channel with finite rate feedback: A rate-splitting approach," *IEEE Trans. Commun.*, vol. 63, no. 9, pp. 3232–3246, Sep. 2015.
- [88] H. Joudeh and B. Clerckx, "Sum-rate maximization for linearly precoded downlink multiuser MISO systems with partial CSIT: A rate-splitting approach," *IEEE Trans. Commun.*, vol. 64, no. 11, pp. 4847–4861, Nov. 2016.
- [89] —, "Robust transmission in downlink multiuser MISO systems: A rate-splitting approach," *IEEE Trans. Sig. Process.*, vol. 64, no. 23, pp. 6227–6242, Dec. 2016.
- [90] —, "Rate-splitting for max-min fair multigroup multicast beamforming in overloaded systems," *IEEE Trans. Wireless Commun.*, vol. 16, no. 11, pp. 7276–7289, Nov. 2017.
- [91] —, "DoF region of the MISO BC with partial CSIT: Proof by inductive Fourier-Motzkin elimination," in *Proc. IEEE 20th Int. Wrkshp. Sig. Process. Adv. Wireless Commun. (SPAWC)*, Jul. 2019, pp. 1–5.
- [92] M. Dai, B. Clerckx, D. Gesbert, and G. Caire, "A rate splitting strategy for massive MIMO with imperfect CSIT," *IEEE Trans. Wireless Commun.*, vol. 15, no. 7, pp. 4611–4624, Jul. 2016.
- [93] A. Papazafeiropoulos, B. Clerckx, and T. Ratnarajah, "Rate-splitting to mitigate residual transceiver hardware impairments in massive MIMO systems," *IEEE Trans. Veh. Technol.*, vol. 66, no. 9, pp. 8196–8211, Sep. 2017.
- [94] G. Zhou, Y. Mao, and B. Clerckx, "Rate-splitting multiple access for multi-antenna downlink communication systems: Spectral and energy efficiency tradeoff," *arXiv*, vol. abs/2001.03206, Jan. 2020.
- [95] B. Clerckx, Y. Mao, R. Schober, and H. V. Poor, "Rate-splitting unifying SDMA, OMA, NOMA, and multicasting in MISO broadcast channel: A simple two-user rate analysis," *IEEE Wireless Commun. Lett.*, vol. 9, no. 3, pp. 1–1, Mar. 2020.
- [96] A. Salem, C. Masouros, and B. Clerckx, "Rate splitting with finite constellations: The benefits of interference exploitation vs suppression," *arXiv*, vol. abs/1907.08457, 2019.
- [97] Y. Mao and B. Clerckx, "Beyond dirty paper coding for multi-antenna broadcast channel with partial CSIT: A rate-splitting approach," *arXiv*, vol. abs/1912.05409, Jun. 2019.
- [98] Y. Mao, B. Clerckx, J. Zhang, V. O. K. Li, and M. Arafah, "Max-min fairness of K-user cooperative rate-splitting in MISO broadcast channel with user relaying," *arXiv*, Oct. 2019.
- [99] A. Papazafeiropoulos and T. Ratnarajah, "Rate-splitting robustness in multi-pair massive MIMO relay systems," *IEEE Trans. Wireless Commun.*, vol. 17, no. 8, pp. 5623–5636, Aug. 2018.
- [100] D. Yu, J. Kim, and S. Park, "An efficient rate-splitting multiple access scheme for the downlink of C-RAN systems," *IEEE Wireless Commun. Lett.*, vol. 8, no. 6, pp. 1555–1558, Dec. 2019.
- [101] Y. Mao, B. Clerckx, and V. O. K. Li, "Rate-splitting for multi-user multi-antenna wireless information and power transfer," in *Proc. IEEE 20th Int. Wrkshp. Sig. Process. Adv. Wireless Commun. (SPAWC)*, Jul. 2019, pp. 1–5.
- [102] C. Xu, B. Clerckx, S. Chen, Y. Mao, and J. Zhang, "Rate-splitting multiple access for multi-antenna joint communication and radar transmissions," *arXiv*, Feb. 2020.
- [103] L. Yin and B. Clerckx, "Rate-splitting multiple access for multibeam satellite communications," in *Proc. IEEE Int. Conf. Commun. Wrkshps. (ICC Wrkshps.)*, 2020, pp. 1–6.
- [104] A. A. Ahmad, J. Kakar, R. Reifert, and A. Sezgin, "UAV-assisted C-RAN with rate splitting under base station breakdown scenarios," in *Proc. IEEE Int. Conf. Commun. Wrkshps.*, May 2019, pp. 1–6.

- [105] A. Rahmati, Y. Yapici, N. Rupasinghe, I. Guvenc, H. Dai, and A. Bhuyan, "Energy efficiency of RSMA and NOMA in cellular-connected mmWave UAV networks," in *Proc. IEEE Int. Conf. Commun. Wrkshps. (ICC Wrkshps.)*, May 2019, pp. 1–6.
- [106] Z. Yang, M. Chen, W. Saad, and M. Shikh-Bahaei, "Optimization of rate allocation and power control for rate splitting multiple access (RSMA)," *arXiv*, Mar. 2019.
- [107] Z. Yang, M. Chen, W. Saad, W. Xu, and M. Shikh-Bahaei, "Sum-rate maximization of uplink rate splitting multiple access (RSMA) communication," in *Proc. IEEE Global Commun. Conf. (GLOBECOM)*, Dec. 2019, pp. 1–6.
- [108] S. S. Christensen, R. Agarwal, E. De Carvalho, and J. M. Cioffi, "Weighted sum-rate maximization using weighted MMSE for MIMO-BC beamforming design," *IEEE Trans. Wireless Commun.*, vol. 7, no. 12, pp. 4792–4799, Dec. 2008.
- [109] C. Liu, M. Ding, C. Ma, Q. Li, Z. Lin, and Y. Liang, "Performance analysis for practical unmanned aerial vehicle networks with LoS/NLoS transmissions," in *Proc. IEEE Int. Conf. Commun. Wrkshps. (ICC Wrkshps.)*, May 2018, pp. 1–6.
- [110] R. I. Bor-Yaliniz, A. El-Keyi, and H. Yanikomeroglu, "Efficient 3-D placement of an aerial base station in next generation cellular networks," in *Proc. IEEE Int. Conf. Commun. (ICC)*, May 2016, pp. 1–5.
- [111] J. Zeng, T. Lv, R. P. Liu, X. Su, M. Peng, C. Wang, and J. Mei, "Investigation on evolving single-carrier NOMA into multi-carrier NOMA in 5G," *IEEE Access*, vol. 6, pp. 48 268–48 288, Aug. 2018.
- [112] J. Zeng, T. Lv, W. Ni, R. P. Liu, N. C. Beaulieu, and Y. J. Guo, "Ensuring maxmin fairness of UL SIMO-NOMA: A rate splitting approach," *IEEE Trans. Veh. Technol.*, vol. 68, no. 11, pp. 11 080–11 093, Nov. 2019.
- [113] Z. Hu, L. Xu, L. Cao, S. Liu, Z. Luo, J. Wang, X. Li, and L. Wang, "Application of non-orthogonal multiple access in wireless sensor networks for smart agriculture," *IEEE Access*, vol. 7, pp. 87 582–87 592, Jun. 2019.
- [114] H. Liu, T. A. Tsiftsis, K. J. Kim, K. S. Kwak, and H. V. Poor, "Rate splitting for asynchronous uplink NOMA systems with cyclic prefixed single carrier," in *Proc. IEEE Int. Conf. Commun. Wrkshps. (ICC Wrkshps.)*, May 2019, pp. 1–6.
- [115] J. Liu, Y. Shi, Z. M. Fadlullah, and N. Kato, "Space-air-ground integrated network: A survey," *IEEE Commun. Surveys Tuts.*, vol. 20, no. 4, pp. 2714–2741, 4th quarter 2018.