

# Quantum Algorithm for Approximating Maximum Independent Sets

Hongye Yu(余泓烨),<sup>1</sup> Frank Wilczek,<sup>2,3,4,5,6</sup> and Biao Wu(吴飙)<sup>7,4,8</sup>

<sup>1</sup>*Department of Physics and Astronomy,*

*Stony Brook University, Stony Brook, NY 11794, USA*

<sup>2</sup>*Center for Theoretical Physics, MIT, Cambridge MA 02139 USA*

<sup>3</sup>*T. D. Lee Institute, Shanghai Jiao Tong University, Shanghai 200240, China*

<sup>4</sup>*Wilczek Quantum Center, School of Physics and Astronomy,*

*Shanghai Jiao Tong University, Shanghai 200240, China*

<sup>5</sup>*Department of Physics, Stockholm University, Stockholm SE-106 91 Sweden*

<sup>6</sup>*Department of Physics and Origins Project,*

*Arizona State University, Tempe AZ 25287 USA*

<sup>7</sup>*International Center for Quantum Materials,*

*School of Physics, Peking University, 100871, Beijing, China*

<sup>8</sup>*Collaborative Innovation Center of Quantum Matter, Beijing 100871, China*

(Dated: May 24, 2022)

## Abstract

We present a quantum algorithm for approximating maximum independent sets of a graph based on quantum non-Abelian adiabatic mixing in the sub-Hilbert space of degenerate ground states, which generates quantum annealing in a secondary Hamiltonian. For both sparse and dense graphs, our quantum algorithm on average can find an independent set of size very close to  $\alpha(G)$ , which is the size of the maximum independent set of a given graph  $G$ . Numerical results indicate that an  $O(n^2)$  time complexity quantum algorithm is sufficient for finding an independent set of size  $(1 - \epsilon)\alpha(G)$ . The best classical approximation algorithm can produce in polynomial time an independent set of size about half of  $\alpha(G)$ .

## I. INTRODUCTION

The maximum independent set (MIS) of a graph is a NP-hard problem that is even difficult to approximate. In spite of decades of research, no classical algorithm has been found to outperform simple greedy algorithm dramatically. For a graph  $G(n, m)$  that contains  $n$  vertices and  $m$  edges, it is known that unless  $P=NP$  no polynomial algorithm can find a  $O(n^{1-\epsilon})$ -approximate solution in the worst case [1][2], where  $\epsilon > 0$  is a finite number that is independent of  $n$ . We let  $\alpha(G)$  denote the largest size of independent sets for a given graph  $G$ . The aforementioned statement means that the size of the best approximate MIS found by a polynomial algorithm is  $\sim \alpha(G)/n^{1-\epsilon}$ . This is not an impressive result when you notice that  $1 \leq \alpha(G) \leq n$ .

In average cases, classical algorithms do not perform much better. This is true for both dense graphs and sparse graphs. One type of random graph model is Erdős-Rényi random graph. It is denoted by  $G(n, p)$  where  $p$  is the probability to generate an edge between any pair of vertices. Erdős-Rényi graphs  $G(n, p)$  are dense at  $p = 1/2$ , as their edge numbers are proportional to  $n^2$ . For them, the MIS size  $\alpha(G(n, 1/2)) \sim 2 \log_2 n$  [3]. But no classical algorithm is known to produce in polynomial time an independent set of size  $(1+\epsilon) \log_2 n$  for any fixed  $\epsilon > 0$  with a non-vanishing probability, neither on the basis of a rigorous analysis nor on the basis of numerical experiments or other evidence[4]. For sparse random graphs  $G(n, m)$ , one usually uses  $d = 2m/n$  to characterize the average degree how much the graph is connected. It is found that for sparse graphs with  $d \gg 1$  [5]

$$\alpha(G(n, m)) \sim 2n \frac{\ln d}{d}. \quad (1)$$

No classical algorithm is known to find an independent set of size  $(1+\epsilon)n \frac{\ln d}{d}$  in polynomial time with a non-vanishing probability.

Here we introduce a quantum adiabatic approach, which refines the quantum algorithm for independent sets we proposed in Ref. [6]. Numerical experiments indicate that our quantum algorithm typically produces an independent set of size almost  $\alpha(G)$  in polynomial time.

## II. QUANTUM ADIABATIC EVOLUTION IN THE SOLUTION-SUBSPACE

Our approach for approximating MIS builds on a quantum algorithm for independent sets [6]. To fix notation and to make this work self-contained, we briefly recall the earlier algorithm here. For a given graph  $G(n, m)$ , we construct a corresponding spin-system with the following Hamiltonian [6]

$$H_0 = \Delta \sum_{\langle ij \rangle} (\hat{\sigma}_i^z + \hat{\sigma}_j^z + \hat{\sigma}_i^z \hat{\sigma}_j^z), \quad (2)$$

where the summation  $\langle ij \rangle$  is over all edges in the graph. Two key features are:

1. The independent sets of  $G(n, m)$  are in one-to-one correspondence with the ground states of  $H_0$ .
2.  $H_0$  has an energy gap  $4\Delta$  between the ground states and the first excited states, which is independent of  $n$  and  $m$ .

These features allow us to explore the space of independent sets through non-abelian adiabatic evolution.

We rotate spin  $\hat{\sigma}_j^z$  to an arbitrary direction  $\vec{r} = \{\sin \theta \cos \varphi, \sin \theta \sin \varphi, \cos \theta\}$ , and obtain a new spin operator  $\hat{\tau}_j = V_j \hat{\sigma}_j^z V_j^{-1}$  with

$$V_j = \begin{pmatrix} \cos \frac{\theta}{2} & e^{-i\varphi} \sin \frac{\theta}{2} \\ e^{i\varphi} \sin \frac{\theta}{2} & -\cos \frac{\theta}{2} \end{pmatrix} = V_j^{-1}. \quad (3)$$

If  $|u\rangle_j$  and  $|d\rangle_j$  are eigenstates of  $\hat{\sigma}_j^z$ , that is,  $\hat{\sigma}_j^z |u\rangle_j = |u\rangle_j$  and  $\hat{\sigma}_j^z |d\rangle_j = -|d\rangle_j$ , the eigenstates of  $\hat{\tau}_j$  are

$$|u_{\vec{r}}\rangle_j = \cos \frac{\theta}{2} |u\rangle_j + \sin \frac{\theta}{2} e^{i\varphi} |d\rangle_j, \quad (4)$$

$$|d_{\vec{r}}\rangle_j = \sin \frac{\theta}{2} |u\rangle_j - \cos \frac{\theta}{2} e^{i\varphi} |d\rangle_j. \quad (5)$$

With  $U = V_1 \otimes V_2 \otimes \cdots \otimes V_n$ , we rotate all the spins to  $\vec{r}$  direction and get a new Hamiltonian

$$H_{\tau} = U H_0 U^{-1} = \Delta \sum_{\langle ij \rangle} (\hat{\tau}_i + \hat{\tau}_j + \hat{\tau}_i \hat{\tau}_j). \quad (6)$$

Note that  $H_{\tau}$  has the same set of eigenvalues as  $H_0$ . The eigenstates of  $H_{\tau}$  are obtained by rotating those of  $H_0$ , in the form

$$\begin{aligned} |E_{\alpha}(\theta, \phi)\rangle &= |u_{\vec{r}}\rangle_1 \otimes |d_{\vec{r}}\rangle_2 \otimes \cdots \otimes |u_{\vec{r}}\rangle_j \otimes \cdots \otimes |u_{\vec{r}}\rangle_n \\ &= |u_{\vec{r}}, d_{\vec{r}}, \cdots, u_{\vec{r}}, \cdots, u_{\vec{r}}\rangle. \end{aligned} \quad (7)$$

The quantum algorithm in Ref.[6] starts the spin system in the state  $\{-1, -1, \dots, -1\}$ , which is one of the many ground states of  $H_0$ . Then all spins are rotated in the same way, by slowly changing  $\vec{r}$ . The system evolves, to exponential accuracy in the slowness parameter, within the sub-Hilbert space spanned by the ground states of  $H_\tau$ . When  $\vec{r}$  is rotated back to the  $z$ -direction, upon measurement one obtains with high probability a non-trivial independent set.

The adiabatic evolution in the sub-Hilbert space of the ground states is given by [7]

$$|\psi(t)\rangle = P \exp \left( i \int_0^t A(t') dt' \right) |\psi(0)\rangle, \quad (8)$$

where  $P$  stands for time ordering and  $A$  is the non-Abelian gauge matrix. The off-diagonal terms of the gauge matrix  $A$  are given by

$$A_{\alpha,\beta}(\theta) = i \langle E_\alpha | \partial_t | E_\beta \rangle = i \langle u_{\vec{r}} | \partial_t | d_{\vec{r}} \rangle = \frac{\sin \theta}{2} \frac{d\varphi}{dt} + \frac{i}{2} \text{sgn}(\alpha - \beta) \frac{d\theta}{dt}, \quad (9)$$

where  $\text{sgn}(x)$  is the sign function, depending on which of  $|E_\alpha\rangle$  and  $|E_\beta\rangle$  have more up-spins. Diagonal terms of  $A$  are

$$A_{\alpha,\alpha}(\theta) = i \langle E_\alpha | \partial_t | E_\alpha \rangle = - \left\{ n_+ \sin^2 \frac{\theta}{2} + (n - n_+) \cos^2 \frac{\theta}{2} \right\} \frac{d\varphi}{dt}, \quad (10)$$

where  $n_+$  is the number of spins in the up direction along  $\vec{r}$  (or, the number of qubits in state  $|u_{\vec{r}}\rangle$ ).

Eq.(8) indicates that the gauge matrix  $A$  can be regarded as the Hamiltonian of the spin system. We call this the secondary Hamiltonian. In Ref.[6], we took  $\theta$  to be fixed and let  $\varphi$  vary slowly. This is equivalent to having a time-independent secondary Hamiltonian  $A(\theta)$ . In this work we change both  $\phi$  and  $\theta$  slowly, under the condition  $d\theta/dt \ll d\varphi/dt$ . In this case,  $A(\theta)$  becomes a time-dependent secondary Hamiltonian with the parameter  $\theta$  changing slowly. Now we notice that the empty-set solution  $\{-1, -1, \dots, -1\}$  is the ground state of  $A(0)$  and the MIS, which has largest number of vertices  $n_+$ , is the ground state of  $A(\pi)$ .

We can expect that sufficiently slow evolution of the secondary Hamiltonian will lead to quantum annealing. This means that if we change  $\theta$  slowly enough, we will find the MIS when  $\theta = \pi$ . This is a quantum adiabatic algorithm for MISs, whose time complexity is determined by the energy gap of  $A(\theta)$  [8]. We will show with an example that in a worst case scenario the energy gap of  $A(\theta)$  can be exponentially small. However, our numerical results

show that on average if  $\theta$  changes slowly in polynomial times, one can find an independent set of size very close to  $\alpha(G)$ . Note that at the end we must reverse the spin directions, e.g. turning  $\{-1, -1, +1\}$  into  $\{+1, +1, -1\}$ , as the system ends along the  $-z$  direction ( $\theta = \pi$ ).

### III. TWO SPECIAL GRAPHS

To illustrate possible behavior of the minimum energy gap of  $A(\theta)$ , let us consider two special graphs.

The first graph is the one that has no edges. In this case, all combinations of vertices are independent sets and the gauge matrix  $A(\theta)$  acts on the whole  $2^n$ -dimension Hilbert space. Denote  $A(\theta)$  for no-edge graphs as  $\tilde{A}$ . It can be re-written as

$$\tilde{A}(\theta) = \frac{\sin \theta}{2} \frac{d\varphi}{dt} \sum_{j=1}^n \tilde{\sigma}_j^x + \frac{\cos \theta}{2} \frac{d\varphi}{dt} \sum_{j=1}^n \tilde{\sigma}_j^z + \frac{1}{2} \frac{d\theta}{dt} \sum_{j=1}^n \tilde{\sigma}_j^y + (\cos \theta - n \cos^2 \frac{\theta}{2}) I \quad (11)$$

where  $I$  is the  $2^n \times 2^n$  identity matrix and contributes only a global phase factor during the evolution. Note that these  $\tilde{\sigma}_j^x, \tilde{\sigma}_j^y, \tilde{\sigma}_j^z$  are not the spin operators  $\sigma_j^z$  in  $H_0$ , and they are used just to put  $\tilde{A}(\theta)$  in a concise form. If  $d\theta/dt$  is much smaller than  $d\varphi/dt$ , then we can omit the third term of  $\tilde{A}$  and have

$$\tilde{A}(\theta) \approx \frac{\sin \theta}{2} \frac{d\varphi}{dt} \sum_j \tilde{\sigma}_j^x + \frac{\cos \theta}{2} \frac{d\varphi}{dt} \sum_j \tilde{\sigma}_j^z. \quad (12)$$

This is effectively a Hamiltonian for  $n$  identical non-interacting spins in the same magnetic field. Apparently,  $\tilde{A}(\theta)$  has a constant gap between the ground state and the first excited state. When we let  $\theta$  evolve slowly from 0 to  $\pi$  for a fixed period of time, the system no matter how large will evolve from the initial ground state at  $\theta = 0$  to the ground state at  $\theta = \pi$ . This is consistent with the original Hamiltonian in Eq.(2). For the graph with no edges, the Hamiltonian  $H_0$  is zero. This means that there is no evolution; the system stays in the state  $\{-1, -1, \dots, -1\}$ . Upon reversing the direction of the spins, we get the MIS  $\{1, 1, \dots, 1\}$ .

The second special graph  $S_n$  is shown in Fig.1, which has  $2n + 1$  vertices and  $2n$  edges. The graph has  $2^n$  maximal independent sets, and only one of them is the MIS. For each  $n$ , we compute numerically the energy gaps of  $A(\theta)$  for  $0 \leq \theta \leq \pi$  and find the minimum. The results are plotted in Fig.1, which shows that the minimum energy gaps of  $A(\theta)$  for these graphs decrease exponentially with  $n$ .

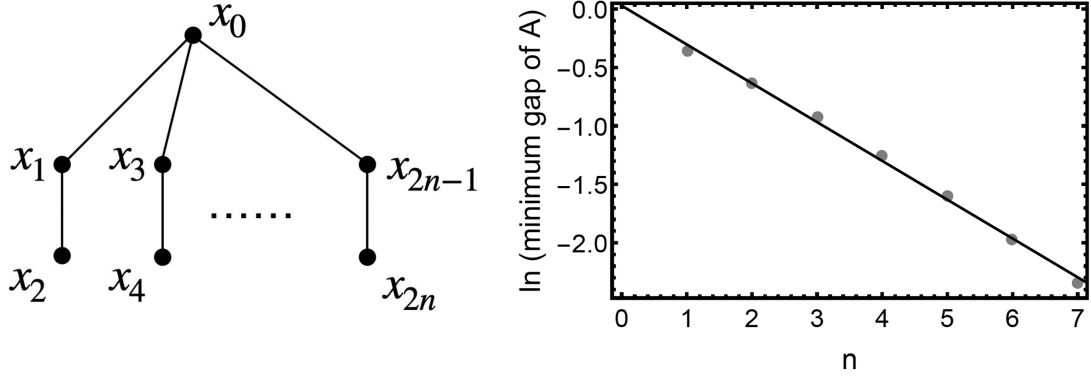


FIG. 1: (Left) A special type of graphs that has  $2n$  edges and  $2n+1$  vertices; (Right) the minimum energy gap of  $A$  for these graphs as a function of  $n$ . The fitting line is given by  $\ln(\text{gap})=0.0286 - 0.332n$ .

It is clear from these two special types of graphs that there is no universal behavior for the minimum energy gap of the gauge matrix  $A(\theta)$ . Therefore, we do not expect our algorithm to efficiently find the MIS for arbitrary graphs. However, our algorithm can be used to find on average an independent set of size very close to  $\alpha(G)$ , the size of the MIS.

#### IV. QUANTUM APPROXIMATION OF MIS

Our quantum algorithm for finding the approximation of MIS consists of the following steps:

1. Construct the Hamiltonian  $H_0$  according to a given graph  $G(n, m)$  and prepare the system at the state  $\{-1, -1, \dots, -1\}$ .
2. Set  $\vec{r}(\theta, \varphi)$  initially along the  $z$  axis and slowly change  $H_\tau$  according to  $\theta = \omega_\theta t, \varphi = \omega_\varphi t$  with  $\omega_\varphi$  being some constant and  $\omega_\theta = \pi\omega_\varphi/T$ .  $T = n^\gamma$  is the total run time.
3. Stop the system at  $\theta = \pi$  and make a measurement. Then reverse the direction of the spins, e.g. changing  $\{-1, -1, \dots, -1\}$  into  $\{1, 1, \dots, 1\}$ , as the system ends along the  $-z$  direction.

Since the energy gap can be exponentially small, the polynomially-scaled runtime  $T = n^\gamma$  does not guarantee that the system will stay in the ground states. This is confirmed by our numerical simulation. However, the system will stay mostly in the lowest excited states which

are close to the ground states, i.e., the MIS states. As a result, at the end of computation, we find a good approximation to the MIS.

If the final quantum state is  $|\psi_f\rangle = \sum_j a_j |E_j\rangle$  (after the reverse of the spin direction), we define the averaged size  $\bar{N}$  of the independent sets as

$$\bar{N} = \sum_j |a_j|^2 N_j \quad (13)$$

where  $N_j$  is the size of the  $j$ th independent set  $|E_j\rangle$ . We are interested in the ratio  $r = \bar{N}/\alpha(G)$ . Our numerical results in Fig.2 show that for Erdős-Rényi random graph  $G(n, 1/2)$ , if we set  $T \sim n^2$ , the average of  $r$  will increase to almost 1 when  $n$  increases. In contrast, the best classical polynomial algorithm can hardly get the ratio larger than  $1/2$  when  $n$  goes to infinity [4].

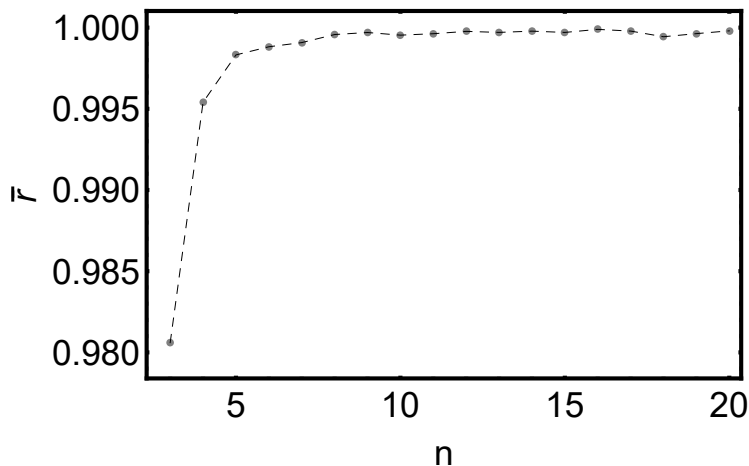


FIG. 2: The average  $\bar{r}$  as a function of  $n$ , the graph size. We set  $T = n^2$ ,  $\omega_\varphi = 1$ ,  $\omega_\theta = \pi/T$  and run over 1000 Erdős-Rényi random graphs  $G(n, 1/2)$ . The variance of  $\bar{r}$  is around  $10^{-6}$ . The dashed lines in the figure are guide for the eye. The calculation assumes  $\Delta$  is large enough so that the evolution is only within the ground state subspace.

For sparse graphs with edge number  $m = n$ , the results are quite similar(see Fig.3).

These numerical results are consistent with the hypothesis that our quantum algorithm finds an independent set of size  $(1 - \epsilon)\alpha(G)$  in runtimes  $T \sim n^2$ . We also tried  $T \sim n$ . In this case the average ratio  $\bar{r}$  decreases when  $n$  increases.

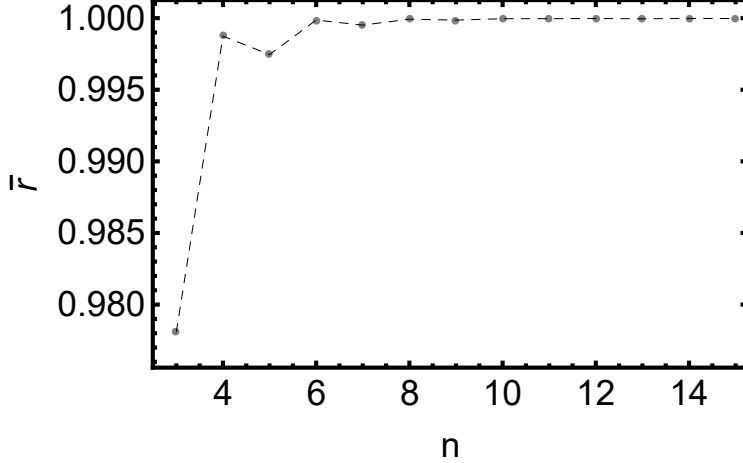


FIG. 3: The average  $\bar{r}$  as a function of  $n$ , the graph size. We set  $T = n^2$ ,  $\omega_\varphi = 1$ ,  $\omega_\theta = \pi/T$  and run over 1000 random graph  $G(n, m)$  with  $m = n$ . The variance of  $\bar{r}$  is around  $10^{-6}$ . The dashed lines in the figure are guide for the eye. The calculation assumes  $\Delta$  is large enough so that the evolution is only within the ground state subspace.

## V. DIFFUSION AND ANNEALING IN SOLUTION TREES

In this section, we offer an heuristic explanation for the enhanced performance of our quantum algorithm, relative to classical ones.

To begin, let us review why it is hard to approximate MIS classically. For sparse graphs  $G(n, m)$ , Coja-Oghlan and Efthymiou showed in Ref. [4] that the difficulty is related to the structure of independent sets, which shatters when their size  $k$  is large enough. Thus, the classical Metropolis process has exponentially large mixing times. The graphs considered in Ref. [4] have  $d = 2m/n \gg 1$ . For these graphs, the MIS size  $\alpha \sim (2 - \epsilon_d)n \frac{\ln d}{d}$  with high probability. Let  $S_k(G)$  denote all the independent sets of size  $k$ . “ $S_k(G)$  shatters” means that  $S_k(G)$  can be divided into many groups such that the Hamming distance between each pair of groups proportional to  $n$ , while the number of independent sets in each group decreases exponentially with  $n$  [4] (see Fig.4). It is found that  $S_k(G)$  shatters for  $(1 + \epsilon_d)n \frac{\ln d}{d} < k < \alpha$ . This means that the search for the MIS can easily get stuck at sizes around  $n \frac{\ln d}{d}$ . This is the reason that polynomial classical algorithms has difficulty finding independent sets of size  $k > (1 + \epsilon_d)n \frac{\ln d}{d}$ .

In our earlier paper [6], we showed that the adiabatic evolution in the sub-Hilbert space can be viewed as a quantum diffusion in the tree of independent sets, which can be embedded



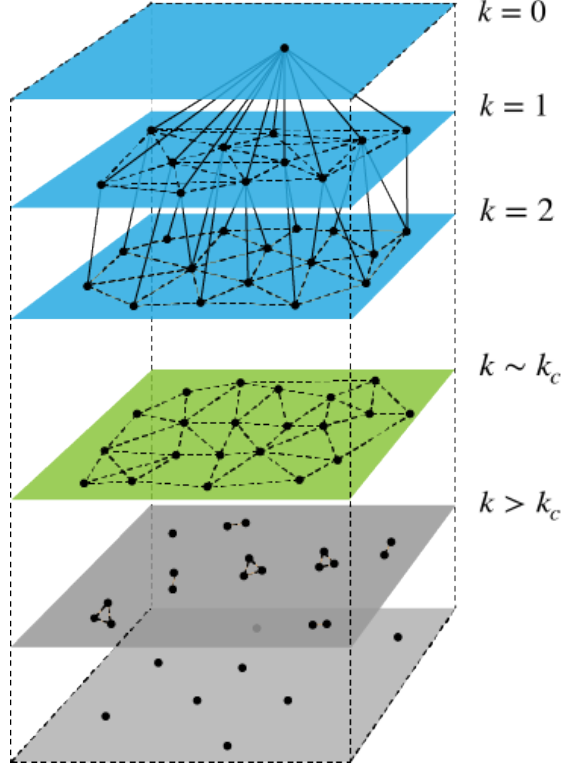


FIG. 4: The tree of independent sets of a graph  $G$ . Each point represents an independent set; the one at the top represents the empty set. The tree is layered: the independent sets  $S_k(G)$  in each layer has the same size  $k$ . If the Hamming distance between an independent set of size  $k$  and an independent set of  $k+1$  is one, they are connected by a solid line. Each point in the layer of  $k+1$  must be connect by a solid line with a point in the layer of  $k$ . For clarity, we only draw the solid lines between  $k=0$  and  $k=1$  and between  $k=1$  and  $k=2$ . For independent sets of the same size, they are connected by dashed lines if the Hamming distance between them is finite and does not scale up with  $n$ . Before a critical size  $k_c$ , the tree is well connected by dashed lines in each layer. When the size is over  $k_c$ , the layers shatter with the independent sets divided into small groups, between each pair of which the Hamming distance is proportional to  $n$ . At the same time, the group size decreases exponentially with  $n$ .

in an  $n$ -dimensional cube. The quantum diffusion is driven by the gauge matrix  $A(\theta)$ . We can see from the expression (9)(10) of  $A(\theta)$ : at  $\theta = 0$ , each site is assigned an energy proportional to the size of the independent set; at  $\theta = \pi$ , the site energy is reversed and the MIS becomes the ground state. When  $\theta$  changes from 0 to  $\pi$ , the hopping amplitude, following  $\sin \theta$ , goes from 0 to maximum and then falls to 0.

If we keep  $\theta$  fixed in our algorithm, as in Ref.[6], then our quantum algorithm is essentially a quantum diffusion in the tree starting at the top point (see Fig.4). It is reasonable to expect that the diffusion become less effective beyond the shattering size as the independent sets become less connected. This explains why the the average size of independent sets found by the quantum algorithm in Ref.[6] is close to the one found by classical algorithms.

With  $\theta$  changing, different independent sets are assigned different energies, according to the secondary Hamiltonian. During slow evolution, we can expect the system approaching to a quasi-thermal equilibrium state which favors larger overlaps with lower energy eigenstates. Since the MISs and the solutions close to them have lower energies at  $\theta = \pi$ , they have higher probabilities. The quantum process, by allowing superpositions, enables more efficient exploration of a shattered solution landscape. This is likely the reason that our quantum algorithm can outperform classical algorithms as indicated by our numerical results.

## VI. CONCLUSION

We have proposed a quantum algorithm for approximating the maximum independent set of a graph  $G(n, m)$  by exploiting non-Abelian adiabatic mixing in the sub-Hilbert space of solutions and quantum annealing in the secondary Hamiltonian it generates. Our numerical experiments indicate that for both sparse and dense graphs we will get an independent set of almost  $\alpha(G)$  size on average in the evolution time  $T \sim n^2$ .

Our numerical results for small systems are encouraging. Note, however, that due to the exponential complexity of simulating qubit systems, we only calculated systems containing up to 20 qubits. We gave a heuristic argument that makes a systematic quantum advantage plausible. Analytic estimates would, of course, be highly desirable.

## Acknowledgments

FW is supported in part by the U.S. Department of Energy under grant DE-SC0012567, by the European Research Council under grant 742104, and by the Swedish Research Council under contract 335-2014-7424. BW is supported by the The National Key R&D Program of China (Grants No. 2017YFA0303302, No. 2018YFA0305602), National Natural Science Foundation of China (Grant No. 11921005), and Shanghai Municipal Science and Technol-

ogy Major Project (Grant No.2019SHZDZX01).

---

- [1] H. Johan, *Acta Mathematica* **182**, 105 (1999).
- [2] D. Zuckerman, in *Proceedings of the thirty-eighth annual ACM symposium on Theory of computing* (2006), pp. 681–690.
- [3] D. W. Matula, *The largest clique size in a random graph* (Department of Computer Science, Southern Methodist University, 1976).
- [4] A. Coja-Oghlan and C. Efthymiou, *Random Structures & Algorithms* **47**, 436 (2015).
- [5] A. M. Frieze, *Discrete Mathematics* **81**, 171 (1990).
- [6] B. Wu, H. Yu, and F. Wilczek, *Physical Review A* **101**, 012318 (2020).
- [7] F. Wilczek and A. Zee, *Phys. Rev. Lett.* **52**, 2111 (1984).
- [8] E. Farhi, J. Goldstone, S. Gutmann, and M. Sipser, *arXiv:quant-ph/0001106v1* (2000).