

Personalized Fashion Recommendation from Personal Social Media Data: An Item-to-Set Metric Learning Approach

Haitian Zheng
University of Rochester
Rochester, NY, USA
hzheng15@ur.rochester.edu

Kefei Wu
University of Rochester
Rochester, NY, USA
kwu19@ur.rochester.edu

Jong-Hwi Park
University of Rochester
Rochester, NY, USA
jpark177@ur.rochester.edu

Wei Zhu
University of Rochester
Rochester, NY, USA
wzhu15@ur.rochester.edu

Jiebo Luo
University of Rochester
Rochester, NY, USA
jluo@cs.rochester.edu

ABSTRACT

With the growth of online shopping for fashion products, accurate fashion recommendation has become a critical problem. Meanwhile, social networks provide an open and new data source for personalized fashion analysis. In this work, we study the problem of personalized fashion recommendation from social media data, i.e. recommending new outfits to social media users that fit their fashion preferences. To this end, we present an item-to-set metric learning framework that learns to compute the similarity between a set of historical fashion items of a user to a new fashion item. To extract features from multi-modal street-view fashion items, we propose an embedding module that performs multi-modality feature extraction and cross-modality gated fusion. To validate the effectiveness of our approach, we collect a real-world social media dataset. Extensive experiments on the collected dataset show the superior performance of our proposed approach.

CCS CONCEPTS

• Human-centered computing → Social networking sites; • Applied computing → Online shopping.

KEYWORDS

Fashion recommendation, Recommendation system, Social Media, Metric learning

1 INTRODUCTION

With the thriving social networks, people start to share everyday moments online. For instance, they share the place they visited, the food they had, and the outfit they wore. There are multiple fashion-oriented online communities where users show off their dressing styles and connect to new people that share similar fashion interests. As an example, Lookbook¹ users can showcase their fashion styles with various street-view selfie posts (Fig. 1), which no doubt reveal their individual fashion preferences. This emerging trend presents a new opportunity for personalized fashion analysis through analyzing the user-created contents, and allows us to uncover the fashion interest of individual users at personal levels.

In this work, we study the problem of personalized fashion recommendation with personal social media data, which seeks to recommend new fashion outfits based on online activities of social

¹<https://lookbook.nu/>

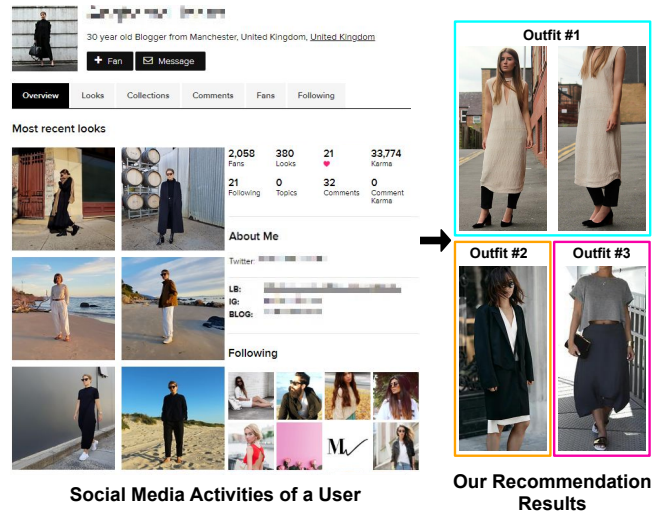


Figure 1: An example user web page on lookbook.nu. A user web page contains street-view fashion selfie posts uploaded by the user, which reveal his/her personal fashion interests. Taking such user activities as inputs, our model can recommend personalized outfits based on their fashion preferences. In this specific example, the top-3 recommendations in the figure reflect minimal and monotonic color looks that the user prefers. Note that outfit #1 correctly predicts one of her own outfits in the testing pool.

network users. Although there have been a number of studies on clothing retrieval and recommendation [7, 11–14, 18, 22, 27, 31, 39], exploiting personal social media data for fashion recommendation is fundamentally challenging and less explored. In particular, the online activities of social media users are often no more than street-view selfie with additional word descriptions. The granularity of such data is much coarser than other explored data types, such as transaction records [2], human evaluation [36, 37], garment item annotations [11, 20, 37, 45] and annotated attributes [44]. As a result, most established models are not directly applicable to our task due to the lack of supervision.

Without requiring other fine-grained supervision beyond the selfie posts, we propose a self-supervised approach for effective

and personalized fashion recommendation. We regard the selfie posts of users as either *a set* that reveals their personal fashion preferences, or outfit *items* of to-be-recommended items. Upon this basis, we propose to learn an *item-to-set* metric that measures the similarities between a set and items for personalized recommendation. To this end, we propose a self-supervised task that seeks to minimize the item-to-set distance for the set and items of a user, while maximizing such distances for sets and items of different users. Benefiting from such a training scheme, our framework is able to perform personalized recommendation without requiring any additional supervision such as transaction records [2] or human evaluation [36, 37].

Although metric learning has been well-studied in the literature [8, 17, 30, 34], learning such an item-to-set metric is previously unexplored and faces new challenges. In reality, a user can have interest in more than one fashion style. Therefore, the item-to-set similarity cannot be captured by an oversimplified average of multiple item-wise similarities. Alternatively, a nearest-neighbor item-to-set metric is difficult to learn as it is susceptible to noise and outliers.

To address the above issues, we propose a new and generalized item-to-set metric. Specifically, we propose an importance weight for each item in the set. The importance weight changes according to a different set and query, and it serves to filter out outliers and unrelated items from the set. Different from nearest-neighbor classification, it can update features of all set items and enable effective learning. We consider two principles, namely neighboring importance and intra-set importance to implement the importance function. The neighboring importance serves to filter out set items that are far away from the new item, while the intra-set importance serves to filter the noise and outlier inside the set.

We further propose a user-specific item-to-set metric. The new metric is motivated by the fact that different users focus on different aspects of fashion products. As a result, the similarity metric should depend on the set of selfie posts to facilitate more targeted fashion recommendation. To utilize user-specific information, we propose a space transform operation that transforms item features into user-specific space before the similarity computation. The user-specific design further boosts the fashion recommendation performances.

Extracting fashion preferences information from user selfie posts involves understanding the raw fashion images and the associated text descriptions, as well as fusing information from multiple sources for better feature integration. To this end, we design a multi-modal embedding module. In particular, we design an image embedding module that extracts high-level fashion feature from raw selfie images. We also design hashtag and title embedding modules that utilize attentive averaging to extract semantic features from sets of word descriptions. To alleviate the influence of incorrect parsing, missing modalities or typos, we design a cross-gated fusion module that performs progressive feature fusion for each modality.

To validate the effectiveness of our proposed approach, we collect a real-world social media dataset. Through extensive experiments on the network design, we validate the effectiveness of our approach.

We highlight our contributions as follows:

- We present a fashion recommendation system built on personal social media data. Our system recommends personalized outfits using a few unconstrained street-view selfie posts of users.
- We propose a self-supervised scheme to enable the training of the system. Our approach is based on a novel item-to-set metric learning framework that requires only the user selfie posts as the supervision.
- We design a multi-modal embedding module that better fuses the social media data for extraction of fashion features.
- We evaluate our approach on our collected social media dataset. Extensive experiments on the real world dataset demonstrates the effectiveness of our approach.

2 RELATED WORKS

Fashion analysis has drawn broad interest in the multimedia community. The recent studies on fashion analysis can be categorized into four aspects, namely: 1) fashion annotation, 2) fashion retrieval, 3) fashion composition, and 4) fashion recommendation.

2.1 Fashion Annotation

Fashion annotation aims at generating fashion attributes to facilitate automatic fashion analysis. It includes clothing parsing, recognition, attributes annotation and landmark detection. Clothing parsing [5, 25, 41] predicts garment items at pixel-level. Recent works in this field [6, 21, 46] apply techniques from semantic segmentation [29] and achieve significant improvements. Attribute annotation [3, 4, 23, 24] aims to generate fashion attributes from clothing images. Liu et al. [25] propose a large-scale fashion dataset with attribute annotation. Kenan E et al. [1] utilize weakly supervised learning to annotate attributes with localization. Towards fashion landmark detection, Liu et al. [26] propose a cascading multiple convolutional network to detect landmarks. Yan et al. [43] propose a recurrent transformer network for unconstrained fashion landmark detection.

2.2 Fashion Retrieval

Clothing retrieval [38, 40, 42] attempts to find similar clothing from a person image query. Typical approaches on fashion retrieval [24, 38] utilize attributes to learn a fashion representation. Recently, Kiapour et al. [7] propose a deep metric network to retrieve garment items. Huang et al. [12] design an attribute-aware ranking network for retrieval feature learning. Kuang et al. [18] design a graph reasoning network that learns visual similarity for fashion retrieval. Wang et al. [39] design a self-learning model that learns to retrieve from image inputs.

2.3 Fashion Composition

Fashion composition focus on measuring whether clothing items are compatible and aims to generate visually complementary combination of fashion items. To this end, Li et al. [20] propose a learning-based approach on set data for mining outfit compositions. Han et al. [9] predict compatibility relationships of fashion items with sequence models. [35] learn compatibility models by Bayesian personalize ranking. Hsiao et al. [10] study the problem of automatic

capsule creation. Ma et al. [27] derive fashion knowledge using a social media database.

2.4 Fashion Recommendation

There are several attempts at personalized fashion recommendation. Jagadeesh et al. [14] design a data driven model that performs complementary fashion recommendation from visual input. Simo-Serra et al. [31] propose a random field model that jointly reasons about fashionability factors of users for fashion outfit recommendation. Iwata et al. [13] propose a probabilistic topic model for learning fashion coordinates. Hu et al. [11] propose a tensor factorization approach for collaborative fashion recommendation. Liu et al. [22] design a visual-based model that learns style feature of items for sensing preferences of users. Hidayati et al. [27] study the problem of fashion recommendation for personal body types.

3 DATA CONSTRUCTION

We crawl a social media dataset from a popular fashion-focused website *Lookbook.nu*, where users can freely post their outfits and selfies. The left part of Fig 1 shows the profile of a user, with recent selfies posted by users. We crawl a total of 2,293 personal profiles from users. For each user, we keep their 100 most recent selfie posts with their corresponding photo titles and hashtags. The 2,293 users do not include any users with more than 7,000 fans because the latter are most likely fashion brand’s commercial accounts which contain diverse photos of different fitting models.

3.1 Data Overview

In Table 1, we show the basic statistics of our collected data, which includes user attributes such as age, number of looks, likes per picture, number of fans, and number of followings. We also visualize the most frequent 20 words from the hashtags and titles as shown in Fig. 2. The frequency plot suggests that hashtags are often words that describe the styles of outfits, such as street, blogger and summer. On the other hand, title words are more specific and usually describe attributes and colors of outfits. In Table 2, we show garment statistics of our processed dataset. Garment statistics shows that basics garments such as upper clothes, pants and shoes have higher proportion, while accessories have lower proportion.

Table 1: The user statistics of our collected dataset.

Distribution	Min	Max	Mean	Median	Std	Skewness
Age	19	70	29.20	29	4.48	1.88
#Looks	100	2,414	203.33	158	149.64	5.20
#Likes	0	8,730	113.23	80	119.57	4.23
#Fans	3	6,672	1,171.36	765	1,157.77	1.45
#Followings	0	21,423	269.28	73	982.48	12.87

3.2 Data Preprocessing

3.2.1 Image Data Preprocessing. Since the raw selfie images often contain multiple concatenated pictures, we utilize a detection model [16] to crop person bounding-boxes, and then select the ones with the highest scores to obtain the best-fitted person images. We also exclude grayscale images which typically cannot fully reflect the outfit styles.

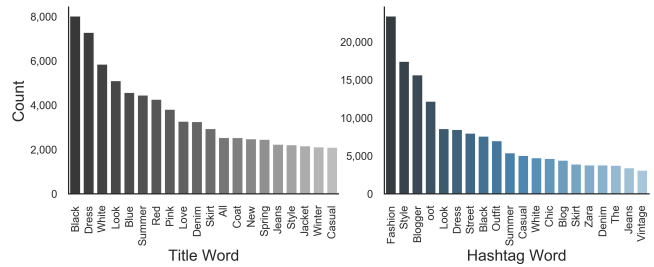


Figure 2: The word frequency for the hashtag and title modalities. Words are sorted by the frequency in the modalities.

Table 2: The garment statistics of our processed dataset.

Garment	Count	Proportion	Garment	Count	Proportion
Upper Clothes	178,041	.21	Hat	49,887	.06
Pants	167,697	.2	Socks	38,627	.05
Shoes	156,880	.19	Glove	11,785	.01
Coat	104,710	.12	Scarf	9,775	.01
Dress	62,627	.07	Jumpsuits	4,619	.01
Skirt	60,315	.07			

3.2.2 Word Data Preprocessing. For title and hashtag features, we utilize the Wikipedia pretrained GloVe text embedding to extract features. Specifically, for hashtag, we first apply the Viterbi algorithm to compute word segments. The embedding of each word is taken as input to generate hashtag features. Likewise, we use the embedding of every word from the title to generate the title features. After extracting both word and image features, features are simply concatenated as a row vector that corresponds to a single post.

4 METHOD

As illustrated in Fig. 1, we consider the problem of personalized fashion recommendation from personal social media, which aims at recommending new outfits to a user based on several selfies of that user. We intend to achieve the following objectives:

- (1) *Multi-modality feature extraction.* The multi-modality social-media activities can reveal fashion preferences of individuals. Our system should extract the fashion preferences of individuals based on user activities, and then match the preference with candidate outfits.
- (2) *Multi-interest awareness.* User selfie posts can reveal multiple fashion interests that a user may have. Our system should effectively represent the multiple interests of a user for better recommendation.
- (3) *User uniqueness.* Different users may pay attention to specific fashion components while being less sensitive to others. Our recommendation should take into account such user-specific fashion interests for a more targeted recommendation.

To meet those objectives, we propose an embedding network in Sec. 4.1 that embeds the unique activities and outfit candidates into a feature space. Next, in Sec. 4.2, we present an item-to-set metric learning framework that learns to match user selfie posts to new outfits. Finally, in Sec. 4.3, we provide the training scheme and objective of our model.

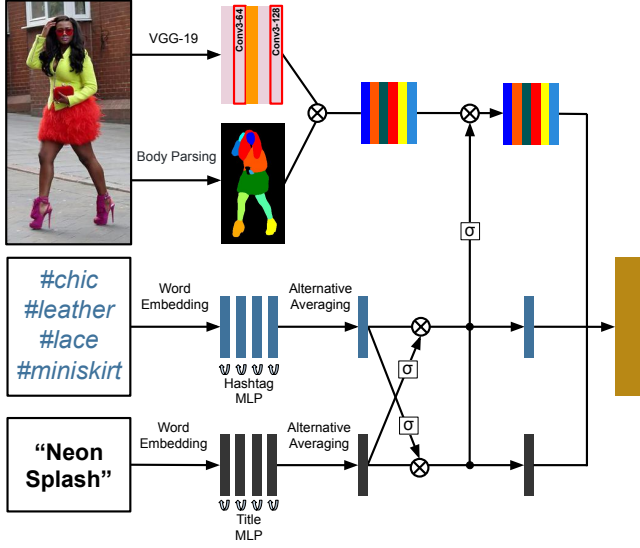


Figure 3: Our embedding module takes a multi-modal user post of as inputs and outputs a joint embedding. We extract visual features for individual garment parts to better capture fashion clues.

4.1 Fashion Item Embedding Module

Social media users often post fashion selfies with photo titles and hashtags. Such multi-modal user activities often reveal the personal fashion preferences of the users. To extract fashion information from user activities, we propose a fashion item embedding module. As shown in Fig. 3, the embedding module extracts fashion information from image-hashtag-title triplets $x = (x^{(im)}, x^{(h)}, x^{(t)})$ by first extracting features from the three modalities and then performing multi-modality fusion.

4.1.1 Image Feature Extraction. Image inputs x_{im} can reveal the outfit combination and appearance preference of a user. To extract fashion information from images, we incorporate a body parsing model [21] to extract 11 garment regions from the input image. The garment regions that we use include common garments semantics such as {dress, coat, pant, skirt} and exclude non-garment semantics (face, hair, background) or rare regions (socks, sunglasses, etc.). We then utilize a pre-trained image recognition model [32] to extract visual information from each garment regions. Specifically, we compute the feature response of [32] at layer conv1 and conv2, and average the feature response for each garment region. We then concatenate features of all the garment regions, resulting a 2112-d image feature that represents the visual style of a fashion outfit. An illustrative example of such a process is shown on the top of Fig. 3.

4.1.2 Hashtag Feature Extraction. A hashtag modality input $x^{(h)}$ is a set of word embedding vectors $x^{(h)} = \{\mathbf{v}_1^{(h)}, \dots, \mathbf{v}_m^{(h)}\}$ that are extracted from the hashtags of a fashion item. In the case that the hashtag modality is missing, a zero vector is used to represent an

empty hashtag set. Since semantically different words can sometimes refer to the same fashion style, e.g., corset, leatherjacket and black can refer to the goth style, we employ an additional MLP to transform the general word embedding $\mathbf{v}_i^{(h)}$ into a fashion-related embedding $f_i^{(h)}$.

Similar to image feature extraction, we aim at generating a fixed-length vector to represent the hashtag features. Because the size of embedding features may vary, we present an attentive averaging operation to weighted average the embedding features. Specifically, an MLP is applied to generate unnormalized weights for each feature $f_i^{(h)}$, followed by a softmax operation and weighted averaging to produce an averaged feature:

$$\begin{aligned} e_i &= \text{MLP}_2(f_i^{(h)}), \\ \alpha_i &= \frac{\exp(e_i)}{\sum_j \exp(e_j)} \\ \mathbf{g}^{(h)} &= \sum_{i=1}^m \alpha_i f_i^{(h)}. \end{aligned} \quad (1)$$

The averaged feature $\mathbf{g}^{(h)}$ serves to represent the feature of the hashtag modality.

4.1.3 Title Feature Extraction. A title modality input $x^{(t)}$ is a set of word embedding vectors $x^{(t)} = \{\mathbf{v}_1^{(t)}, \dots, \mathbf{v}_m^{(t)}\}$ that are extracted from the title words. In a similar fashion to the hashtag feature extraction, we utilize an MLP to extract fashion-aware features. Next, attentive averaging is used to extract features for title modality.

4.1.4 Cross-modality Gated Fusion. The multi-modality features extracted in the previous steps often suffer from incorrect body parsing, missing modalities or misspelling. To improve the quality of features, we propose a multi-modality cross-gating scheme that sequentially integrates information from alternative modalities for feature fusion.

Specifically, since title and hashtag features are less noisy than image features and they carry complementary semantics information, our scheme first performs a cross-gating operation between hashtag and title modalities. The hashtag and title features are updated simultaneously using the following updating rules:

$$\begin{aligned} f^h &\leftarrow f^h \odot \sigma(\text{MLP}_{f_h}(f^t)), \\ f^t &\leftarrow f^t \odot \sigma(\text{MLP}_{f_t}(f^h)), \end{aligned} \quad (2)$$

where MLP_{f_h} and MLP_{f_t} generate a filtering score in each feature dimension, respectively. The operation \odot represents an element-wise product and σ represents a sigmoid function.

In a similar fashion, the cross-filtered features from hashtag and title modalities are used to filter the low-level image features. Specifically, the image modality feature is updated by:

$$f^i \leftarrow f^i \odot \sigma(\text{MLP}_{f_i}([f^h, f^t])), \quad (3)$$

where MLP_{f_i} generates the filtering score for every dimension of the image modality.

Finally, a 2-layer MLP is employed on the concatenation of features from all modalities to generate the fused feature from the selfie posts of each user:

$$f_i = \text{MLP}_{fusion}([f^i, f^h, f^t]).$$

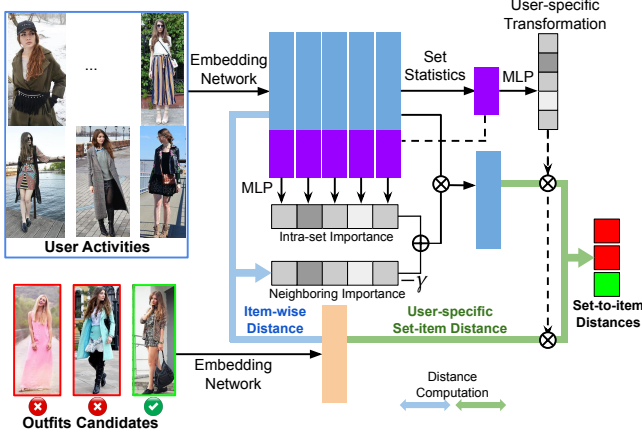


Figure 4: The pipeline of item-to-set metric learning. Given a set of activities of a user, item-to-set metric learning aims at generating low distance scores for the **positive item** and high distance scores for the **negative items**. Our approach generates both *intra-set* and *neighboring* importance scores to dynamically select items from the set for distance computation. Furthermore, we propose a user-specific transformation for learning user-specific metric.

4.2 Item-to-set Metric Learning

We consider a generalized metric learning problem that learns a similarity measurement from a set of user selfie posts $S = \{f_1, \dots, f_k\}$ to a candidate outfit item f that is in the recommendation pool. In the following, we will review the concept of metric learning, then propose our item-to-set metric learning framework.

4.2.1 Item-to-set Similarity Metric. Metric learning typically aims to learn a similarity measurement between two items. Typical metric learning approaches [8, 15, 30] often regard two items i and j as feature points f_i and f_j in a normed vector space and uses a point-wise distance $d(f_i, f_j)$ to measure the dis-similarity of two items. In [8, 15], ℓ_2 distance $d(f_i, f_j) = \|f_i - f_j\|_2^2$ is used as the item-wise dis-similarity measurement.

Built upon the item-wise measurement $d(f_i, f_j)$, we propose an item-to-set similarity metric $D(S, f)$, which measures how dissimilar an item f is to a set of items $S = \{f_1, \dots, f_k\}$. The item-to-set metric aims to predict how similar a outfit candidate is to a set of user selfies for personalized fashion recommendation. In the following, we will first discuss the weakness of two item-to-set metric definitions, then propose our improved item-to-set metric.

We first consider an *averaged* item-to-set distance that computes the averaged distances between all items in a set S and an item f , specifically:

$$\begin{aligned} D_{avg}(S, f) &= \frac{1}{K} \sum_{i=1}^K d(f_i, f) \\ &= d\left(\frac{1}{K} \sum_{i=1}^K f_i, f\right). \end{aligned} \quad (4)$$

We note that the averaged distance is equivalent to first averaging all features in the set, then compute the item-wise distance, assuming that ℓ_2 distance is used for the item-wise distance $d(\cdot, \cdot)$. The feature averaging operation is also proposed in [33] for few-shot learning.

Alternatively, a *nearest-neighbor* item-to-set distance computes the nearest distance from all items in the set S to query item f :

$$\begin{aligned} D_{NN}(S, f) &= \min_{i=1}^K d(f_i, f) \\ &= d(f_{i^*}, f), \end{aligned} \quad (5)$$

where $i^* = \arg \min_{i=1}^K d(f_i, f)$. It can be seen as a weighted averaged distance, where we assign weight 1 to item f_{i^*} and 0 to the resting items.

Both of these item-to-set metrics have drawbacks. First, as the averaged distance performs feature averaging, it cannot properly capture the similarity when S contains items in multiple fashion styles. Second, although the nearest-neighbor distance is more adaptive to the multiple fashion style case, the minimum operation is susceptible to outliers and noise. Moreover, it only updates features for the closest items during training. As a result, training with the nearest-neighbor metric could hardly converge.

To design a metric that better captures the multiple interests of a user while facilitating robust training, we propose a generalized item-to-set distance. Specifically, given a set S and a query f , we propose to first assign an importance weight w_i to each item $f_i \in S$ before feature averaging and distance computation. The importance weight is computed using an importance estimator $w_i = K(f_i; f, S)$. Such a *item-to-set distance* is defined by:

$$\begin{aligned} D(S, f) &= d\left(\sum_{i=1}^K \alpha_i f_i, f\right), \\ \alpha_i &= \frac{\exp(w_i)}{\sum_j \exp(w_j)}. \end{aligned} \quad (6)$$

Our formulation is a generalized form of Eq. 4 and Eq. 5. To understand that, note that with $K(f_i; f, S)$ being a constant value or $-\infty \times d(f_i, f)$, our formulation recovers Eq. 4 and Eq. 5. However, our importance weights are generated using a learnable function $K(f_i; f, S)$, which allows our metric to explore a better weight assignment strategy. Next, we will elaborate on the design of the importance estimator.

4.2.2 Importance Estimation. First, we consider *neighboring importance weight*:

$$u(f_i; f) = -\gamma d(f_i, f), \quad (7)$$

where γ is a non-negative and learnable parameter. The neighboring importance mimics a nearest-neighboring operation in the sense that it assigns more weights to f_i that are closer to f to capture the multiple interests of a user. However, unlike nearest neighbor that ignores all non minimal-distance items, the above equation can update all item features during learning for more robust training. In addition, γ is learned from data to balance the trade-off between utilizing all items or only the nearest item.

Due to incorrect parsing, missing modalities or typos, noise and outliers in the set S are inevitable. To reduce the influences of noise and outliers when computing the distance, we further consider an

intra-set importance weight:

$$v(f_i; S) = \text{MLP}_v([f_i, \text{stat}(S)]), \quad (8)$$

where MLP_v outputs a scalar from an input vector, and $\text{stat}(S)$ is a vector that captures the statistics of the set S along all feature dimensionalities². In this way, we compare each item f_i with the set S to eliminate the outliers from the sets.

Our overall importance weights are generated using a linear combination of Eq. 7 and Eq. 8 as follows:

$$K(f_i; f, S) = u(f_i; f) + v(f_i; S). \quad (9)$$

4.2.3 User-specific Metric Space. As different users may focus on different aspects of fashion items, the item-to-set metric itself should be user-specific. For instance, for the minimalist fashion style users, the item-to-set distance should be more sensitive to the amount of colors that are used. However, for users of the artsy style, the item-to-set distance should focus more on unusual prints and the complexity of accessories.

To extend our similarity metric in Eq. 6 to a user-specific metric, we perform a user-specific space transformation before the distance computation. In particular, given the set S , we compute a scaling vector $t(S)$ which indicates the scaling factor at each feature dimension:

$$t(S) = \text{softmax}(\text{MLP}_t(\text{stat}(S))). \quad (10)$$

One could also apply the sigmoid function instead of the softmax function. However, we found that the softmax function slightly boosts the recommendation accuracy because it ensures that all weights sum to 1.

Using the space transformation, we can extend the item-to-set metric of Eq. 6 to a set-specific metric. Specifically, we define a user-specific item-to-set metric:

$$D_{us}(S, f) = d(t(S) \odot \left(\sum_{i=1}^K \alpha_i f_i \right), t(S) \odot f), \quad (11)$$

where \odot represents vector elementwise multiplication. Eq. 11 filters out the feature dimensions that a user focuses less on before the distance computation. This procedure helps the recommendation system to be more user-specific.

4.3 Learning Objectives

Metric learning generally serves to reduce the distances of positive pairs and enlarge the distances of negative pairs. To adapt this principle for item-to-set metric learning, we sample the item set S of size K from a random user, then generate a positive item f^+ from the same user and m negative items $\{f_j^-\}_{j=1}^m$ from the other users. The item-to-set metric learning is cast as an $(m+1)$ -way classification problem, which aims to classify the positive samples from all negative samples. In particular, we minimize the negative log-likelihood as follows:

$$\mathcal{L}(S, f^+, \{f_j^-\}_{j=1}^m) = -\log \frac{\exp(-D(S, f^+))}{\exp(-D(S, f^+)) + \sum_{j=1}^m \exp(-D(S, f_j^-))}. \quad (12)$$

²We employ mean, standard derivation, min and max functions to compute the statistics along all feature dimensions, then concatenate the extracted statistics into a vector.

We employ the user-specific item-to-set distance (Eq. 11) as the item-to-set distance function. In testing stage, given a user selfie post set S , we recommend items that are close to the set with the learned item-to-set distance.

5 EXPERIMENTS

To evaluate the effectiveness and performance of our approach, we conduct experiments using the dataset collected in Sec. 3. To this end, we reserve the latest activities of all the 2,293 users as a outfit candidate pool for recommendation. This candidate pool is used to evaluate the recommendation performance. Afterwards, we randomly split the 2,293 users into a training set, which contains 1834 users, and a test set, which contains the remaining users. Such a data split ensures that training set, test set and outfit pool are disjoint for fair evaluation. We perform model training on the training set and evaluate the fashion recommendation results on the test set.

5.1 Implementation

Our metric learning framework is implemented using PyTorch [28]. Although our item-to-set metric computes the distances between set items and multiple query items, our implementation utilizes standard matrix operations to support efficient batched training. We set the initial learning rate to 0.001 and decay it by a factor of 0.2 after every 300 epochs and optimize the weights via SGD with a momentum of 0.95. The batchsize is set to 32 in our experiments while the number of negative items to set to $m = 50$ for most of our experiments. We also evaluate the influence of m with more experiments. For evaluation, we randomly select $n = 10$ user selfie posts as input from each user for recommendation. We repeat the sampling process for 50 times and report the averaged recommendation performance. The random seed for sampling is fixed during evaluation. We also test other input sizes with more experiments.

5.2 Quantitative Evaluation

The quantitative performance for fashion recommendation is evaluated with top-k recall at $k = 1, 10, 25$. In Table 3, we compare our method with two item-wise metric learning schemes *triplet+avg* and *triplet+avg*, which learn selfie post embedding and respectively computes item-to-set distance with average distance or nearest distance for recommendation. In addition, a recent few-shot-learning method [19] proposed the image-to-class measure that measures similarity from an image to a set of queries. We incorporate the image-to-class measure (with 3-NN) as item-to-set metric and train a baseline *DN4* using triplet loss for recommendation. Our model and the comparative methods are trained with the same sampling strategy and train setting for fair comparisons. From the table, our approach based on item-to-set metric achieves 230 times improvement over random guess in terms of recall@1 and shows substantiate advantages over the comparative methods. We also perform extensive comparative experiments to study effectiveness our design, which are elaborated as follows:

Multimodalities and fusion. To study the benefit of using multimodal features, we train our fashion recommendation system with different combinations of modalities and fusion methods, and report their performances. We also evaluate the different implementation of the embedding module, i.e. hashtag and title modalities with or without using attentive feature averaging (denoted by w/ or

Table 3: The fashion recommendation performance in comparisons to different methods. Performances are measured in recall scores at 1, 10 and 25 respectively.

Methods	Recall@1	Recall@10	Recall@25
random guess	0.0004	0.0043	0.0108
triplet+NN	0.0141	0.0589	0.1037
triplet+avg	0.0144	0.0650	0.1085
DN4 [19]	0.0163	0.0741	0.1283
ours	0.1005	0.2420	0.3336

w/o att). We compare our cross-modal gated fusion with fusion by concatenation (denoted by w/ or w/o cross). From Table 4, we observe that: i) hashtag is the most informative modality as it often contains fashion style descriptions of outfits, ii) attentive feature averaging can improve the representative power of hashtag and title modalities, iii) multi-modality fusion improves the recommendation performance, iv) cross-modal gated fusion can improve the recommendation performance.

Table 4: The impacts of modalities and fusion schemes on the performance of fashion recommendation. Performances are measured in recall at 1, 10 and 25, respectively.

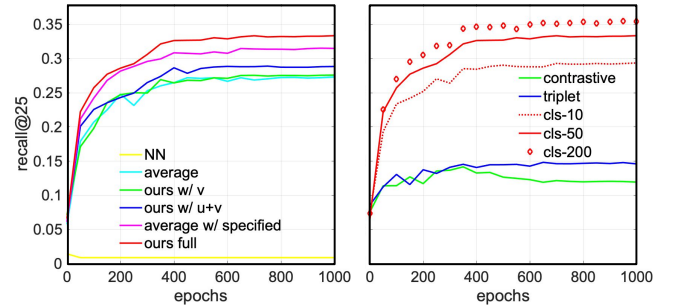
Baselines	Recall@1	Recall@10	Recall@25
Image (I)	0.0236	0.1003	0.1666
Hashtag (H) w/o att	0.0601	0.1128	0.1485
Hashtag (H) w/ att	0.0738	0.1293	0.1630
Title (T) w/o att	0.0183	0.0693	0.0988
Title (T) w/ att	0.0268	0.0687	0.1012
T+H w/o att, w/o cross	0.0766	0.1572	0.2097
T+H w/ att w/o cross	0.0841	0.1730	0.2178
T+H w/ att w/ cross	0.0901	0.1736	0.2219
I+T+H w/o att, w/o cross	0.0857	0.2185	0.3040
I+T+H w/ att w/o cross	0.0914	0.2289	0.3118
I+T+H w/ att w/ cross	0.1055	0.2420	0.3336

Metric designs. In Table 5 and Fig. 5 left, we evaluate different variants of our proposed item-to-set metrics, and show their convergence curves: i) *NN*, denoting the nearest-neighbor item-to-set distance defined by Eq. 5, ii) *average*, denoting the averaged item-to-set distance defined by Eq. 4, iii) *ours w/ v*, denoting a metric that uses importance weights but only applies intra-set importance as described in Eq. 8, iv) *ours w/ u+v*, denoting a metric that applies both intra-set importance and neighboring importance as described in Eq. 9, v) *average w/ specified*, denoting a metric that applies averaged distance but also applies the user-specific formulation in Eq. 11 v) *ours full*, denoting our full metric. From Table 5 and Fig. 5 left we observe that: i) *NN* cannot converge as it is susceptible to embedding noises while the performance of *average* is the second lowest ii) with our formulation, intra-set importance *ours w/ v* and neighboring importance *ours w/ u+v* can improve over *average*, iii) the user-specific formulation can improve performance upon both *average* and *ours w/ u+v*. Notably, our full metric is able to double the recall@1 in comparison with *average*.

Learning objectives. In Table 6 and Fig. 5 right, we further evaluate other training objectives other than our proposed objective.

Table 5: The fashion recommendation performance for different item-to-set metric schemes. Performances are measured in recall scores at 1, 10 and 25 respectively.

Methods	Recall@1	Recall@10	Recall@25
NN	0.0000	0.0044	0.0087
average	0.0587	0.1872	0.2731
ours w/ v	0.0631	0.1961	0.2759
ours w/ u+v	0.0794	0.2253	0.3150
average w/ specified	0.0805	0.2038	0.2885
ours full	0.1005	0.2420	0.3336


Figure 5: The convergence curves of recommendation models with different item-to-set metric schemes. Recommendation performances are measured using recall scores at 25.
Table 6: The fashion recommendation performance for different training objectives. Performances are measured in recall scores at 1, 10 and 25 respectively.

Methods	Recall@1	Recall@10	Recall@25
random guess	0.0004	0.0043	0.0108
contrastive	0.0231	0.0738	0.1193
triplet	0.0162	0.0831	0.1460
cls-10	0.0756	0.2061	0.2937
cls-50	0.1005	0.2420	0.3336
cls-200	0.1210	0.2627	0.3545

In particular, we test the *contrastive* loss [8] and *triplet* loss [30] in our item-to-set setting. We also vary the negative sample size m from Eq. 12 to analyze the impact on it (different results are denoted by *cls-m*). We observe that for our task, contrastive and triplet objectives are not as effective as the classification objective. In addition, increasing the negative sample size m will improve the recommendation performance.

Influence of set size. We also study the influence of set size. Specifically, we vary the input activities size of users n and observe the recommendation performances. From Tab. 7, larger set size improves the recommendation performance as we expected.

5.3 Qualitative Results

5.3.1 Recommendation Results. For qualitative evaluation, we depict the top-3 recommendation results of our model on the test set. The top-3 recall of our model is 18.9%, meaning that it gives correct outfits recommendation to 18.9% of the test users (87 out

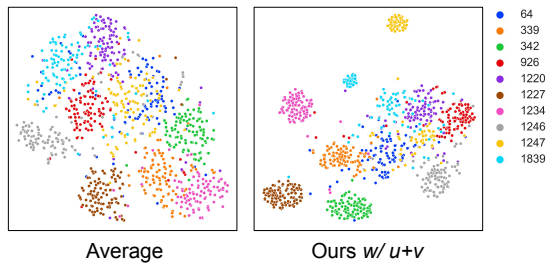


Figure 6: The user selfie embedding learned with the averaged item-to-set metric (left) and our metric with importance weights. Our metric represents a user (e.g. colored by yellow or cyan) with multiple clusters, which effectively captures the multiple fashion interests of a user.

Table 7: The fashion recommendation performance with different numbers of input selfie posts n . Performances are measured in recall scores at 1, 10 and 25 respectively.

	$n = 3$	$n = 5$	$n = 10$	$n = 15$	$n = 20$
Recall@1	0.0735	0.0897	0.1005	0.1144	0.1230
Recall@10	0.1786	0.2146	0.2420	0.2611	0.2798
Recall@25	0.2492	0.2919	0.3336	0.3541	0.3813




Figure 7: Based on posts of users (Left Columns), outfits are recommended and top 3 are shown (Right columns). A red box represents when our recommendation system correctly predicts the outfit of users. 18.9% of the test users are given the correct outfits with our top-3 recommendation (87 out of 459). This shows that our model can make good personalized recommendations based on the fashion taste of users.

of 459). As shown in Fig. 7 (right), our recommendation system is able to recommend style coherent outfits to individual users (a red box indicates a correct prediction on the test set). For instance, user 1 prefers vintage and country styles and the combination of dresses and skirts with heels or boots. From posts #3, #7, #8 and #9, we learn that for the fall season, she prefers neutral colors such as black and brown with boots. She also prefers boater or beret hat as embellishments (Posts #5 and #9). For user 1, our first recommendation ($k=1$) correctly predict the outfit of the user, which consists of a vintage style blue dress with a textured straw hat. It also successfully recommends her preferred outfit style for the fall season ($k=2$), which consists of a brown jacket with black boots and a beret hat. Our third recommendation is a U.S. country style burgundy jumpsuit ($k=3$), which also matches the dressing tastes of user 1.

Our recommendations to users 2 and 5 further substantiate the personalized recommendation capacity of our model. For instance, user 2 prefers street style outfits such as jackets and jeans in neutral colors (white, gray and black), white sport shoes or black boots. For user 2, our model recommends black jackets with white sport shoes ($k=1,2$) which match her preferred items. It also recommends a simple street styled outfit with gray t-shirt and dart gray maxi skirt ($k=3$), which matches the dressing style of user 2. User 5 prefers warm colors and floral patterns for her outfits. Our model recommends a white dress with contrast coloring floral patterns ($k=1$), which is her own outfit. It also recommends a terse dress with a combination of warm colors ($k=2$), which also matches the color preference of the user. Readers are referred to the supplementary material for more visualization of our recommendation results.

5.3.2 Effects of Importance Weights. It is useful to understand the role that the importance weights play. In Fig. 6, we visualize the embedding of the average item-to-set baseline, as well as the embedding learned using our importance weights (the baseline *ours* $u+v$ in Table 5). It can be observed that *average* tends to represent user posts with loosely cluster points. In contrast, *ours* $u+v$ represents user posts with multiple tightly clusters points, which effectively represents the multiple fashion interests of a user for more accurate and flexible recommendation.

6 CONCLUSION

In this work, we study the problem of personalized fashion from personal social media data. We present a item-to-set metric learning framework that learns the similarity between user posts and fashion outfits. To account for the diversity of fashion interests of users, we propose neighboring importance. To reduce the influence of noise and outliers in a set, we propose intra-set importance. The combination of the two terms serves to dynamically assign weights for adaptive item-to-set similarity measurement. We further propose user-specific space transformation that learns user-specific metrics for more personalized recommendation. To extract features from user activities and outfits, we propose a multi-modality feature extraction module for cross-modality fusion. We collect a real-world social media dataset to access the performance of fashion recommendation. The effectiveness of our framework is shown through extensive experiments and analysis.

REFERENCES

- [1] Kenan E Ak, Ashraf A Kassim, Joo Hwee Lim, and Jo Yew Tham. 2018. Learning attribute representations with localization for flexible fashion search. In *Proceedings of the IEEE Conference on Computer Vision and Pattern Recognition*. 7708–7717.
- [2] Angelo Cardoso, Fabio Daolio, and Saúl Vargas. 2018. Product characterisation towards personalisation: learning attributes from unstructured data to recommend fashion products. In *Proceedings of the 24th ACM SIGKDD International Conference on Knowledge Discovery & Data Mining*. 80–89.
- [3] Huizhong Chen, Andrew Gallagher, and Bernd Girod. 2012. Describing clothing by semantic attributes. In *European conference on computer vision*. Springer, 609–623.
- [4] Qiang Chen, Junshi Huang, Rogerio Feris, Lisa M Brown, Jian Dong, and Shuicheng Yan. 2015. Deep domain adaptation for describing people based on fine-grained clothing attributes. In *Proceedings of the IEEE conference on computer vision and pattern recognition*. 5315–5324.
- [5] Jian Dong, Qiang Chen, Xiaohui Shen, Jianchao Yang, and Shuicheng Yan. 2014. Towards unified human parsing and pose estimation. In *Proceedings of the IEEE Conference on Computer Vision and Pattern Recognition*. 843–850.
- [6] Ke Gong, Xiaodan Liang, Yicheng Li, Yimin Chen, Ming Yang, and Liang Lin. 2018. Instance-level human parsing via part grouping network. In *Proceedings of the European Conference on Computer Vision (ECCV)*. 770–785.
- [7] M Hadi Kiapour, Xufeng Han, Svetlana Lazebnik, Alexander C Berg, and Tamara L Berg. 2015. Where to buy it: Matching street clothing photos in online shops. In *Proceedings of the IEEE international conference on computer vision*. 3343–3351.
- [8] Raia Hadsell, Sumit Chopra, and Yann LeCun. 2006. Dimensionality reduction by learning an invariant mapping. In *2006 IEEE Computer Society Conference on Computer Vision and Pattern Recognition (CVPR'06)*, Vol. 2. IEEE, 1735–1742.
- [9] Xintong Han, Zuxuan Wu, Yu-Gang Jiang, and Larry S Davis. 2017. Learning fashion compatibility with bidirectional lstms. In *Proceedings of the 25th ACM international conference on Multimedia*. 1078–1086.
- [10] Wei-Lin Hsiao and Kristen Grauman. 2018. Creating capsule wardrobes from fashion images. In *Proceedings of the IEEE Conference on Computer Vision and Pattern Recognition*. 7161–7170.
- [11] Yang Hu, Xi Yi, and Larry S Davis. 2015. Collaborative fashion recommendation: A functional tensor factorization approach. In *Proceedings of the 23rd ACM international conference on Multimedia*. 129–138.
- [12] Junshi Huang, Rogerio S Feris, Qiang Chen, and Shuicheng Yan. 2015. Cross-domain image retrieval with a dual attribute-aware ranking network. In *Proceedings of the IEEE international conference on computer vision*. 1062–1070.
- [13] Tomoharu Iwata, Shinji Watanabe, and Hiroshi Sawada. 2011. Fashion coordinates recommender system using photographs from fashion magazines. In *Twenty-Second International Joint Conference on Artificial Intelligence*.
- [14] Vignesh Jagadeesh, Robinson Piramuthu, Anurag Bhardwaj, Wei Di, and Neel Sundaresan. 2014. Large scale visual recommendations from street fashion images. In *Proceedings of the 20th ACM SIGKDD international conference on Knowledge discovery and data mining*. 1925–1934.
- [15] Longlong Jing and Yingli Tian. 2020. Self-supervised visual feature learning with deep neural networks: A survey. *IEEE Transactions on Pattern Analysis and Machine Intelligence* (2020).
- [16] Redmon Joseph and Farhad Ali. 2018. Yolov3: An incremental improvement. *arXiv preprint arXiv:1804.02767* (2018).
- [17] Yuxin Wu Saining Xie Ross Girshick Kaiming He, Haoqi Fan. 2019. Momentum contrast for unsupervised visual representation learning. *arXiv preprint arXiv:1911.05722* (2019).
- [18] Zhanghui Kuang, Yiming Gao, Guanbin Li, Ping Luo, Yimin Chen, Liang Lin, and Wayne Zhang. 2019. Fashion Retrieval via Graph Reasoning Networks on a Similarity Pyramid. In *Proceedings of the IEEE International Conference on Computer Vision*. 3066–3075.
- [19] Wenbin Li, Lei Wang, Jinglin Xu, Jing Huo, Yang Gao, and Jiebo Luo. 2019. Revisiting local descriptor based image-to-class measure for few-shot learning. In *Proceedings of the IEEE Conference on Computer Vision and Pattern Recognition*. 7260–7268.
- [20] Yuncheng Li, Liangliang Cao, Jiang Zhu, and Jiebo Luo. 2017. Mining fashion outfit composition using an end-to-end deep learning approach on set data. *IEEE Transactions on Multimedia* 19, 8 (2017), 1946–1955.
- [21] Xiaodan Liang, Ke Gong, Xiaohui Shen, and Liang Lin. 2018. Look into person: Joint body parsing & pose estimation network and a new benchmark. *IEEE transactions on pattern analysis and machine intelligence* 41, 4 (2018), 871–885.
- [22] Qiang Liu, Shu Wu, and Liang Wang. 2017. DeepStyle: Learning user preferences for visual recommendation. In *Proceedings of the 40th International ACM SIGIR Conference on Research and Development in Information Retrieval*. 841–844.
- [23] Si Liu, Jiashi Feng, Zheng Song, Tianzhu Zhang, Hanqing Lu, Changsheng Xu, and Shuicheng Yan. 2012. Hi, magic closet, tell me what to wear!. In *Proceedings of the 20th ACM international conference on Multimedia*. 619–628.
- [24] Si Liu, Zheng Song, Guangcan Liu, Changsheng Xu, Hanqing Lu, and Shuicheng Yan. 2012. Street-to-shop: Cross-scenario clothing retrieval via parts alignment and auxiliary set. In *2012 IEEE Conference on Computer Vision and Pattern Recognition*. IEEE, 3330–3337.
- [25] Ziwei Liu, Ping Luo, Shi Qiu, Xiaogang Wang, and Xiaoou Tang. 2016. Deep-fashion: Powering robust clothes recognition and retrieval with rich annotations. In *Proceedings of the IEEE conference on computer vision and pattern recognition*. 1096–1104.
- [26] Ziwei Liu, Sijie Yan, Ping Luo, Xiaogang Wang, and Xiaoou Tang. 2016. Fashion landmark detection in the wild. In *European Conference on Computer Vision*. Springer, 229–245.
- [27] Yunshan Ma, Xun Yang, Lizi Liao, Yixin Cao, and Tat-Seng Chua. 2019. Who, Where, and What to Wear? Extracting Fashion Knowledge from Social Media. In *Proceedings of the 27th ACM International Conference on Multimedia*. 257–265.
- [28] Adam Paszke, Sam Gross, Francisco Massa, Adam Lerer, James Bradbury, Gregory Chanan, Trevor Killeen, Zeming Lin, Natalia Gimelshein, Luca Antiga, Alban Desmaison, Andreas Kopf, Edward Yang, Zachary DeVito, Martin Raison, Alykhan Tejani, Sasank Chilamkurthy, Benoit Steiner, Lu Fang, Junjie Bai, and Soumith Chintala. 2019. PyTorch: An Imperative Style, High-Performance Deep Learning Library. In *Advances in Neural Information Processing Systems* 32, H. Wallach, H. Larochelle, A. Beygelzimer, F. d'Alché-Buc, E. Fox, and R. Garnett (Eds.). Curran Associates, Inc., 8024–8035. <http://papers.nips.cc/paper/9015-pytorch-an-imperative-style-high-performance-deep-learning-library.pdf>
- [29] Shaohqin Ren, Kaiming He, Ross Girshick, and Jian Sun. 2015. Faster r-cnn: Towards real-time object detection with region proposal networks. In *Advances in neural information processing systems*. 91–99.
- [30] Florian Schroff, Dmitry Kalenichenko, and James Philbin. 2015. Facenet: A unified embedding for face recognition and clustering. In *Proceedings of the IEEE conference on computer vision and pattern recognition*. 815–823.
- [31] Edgar Simo-Serra, Sanja Fidler, Francesc Moreno-Noguer, and Raquel Urtasun. 2015. Neuroaesthetics in fashion: Modeling the perception of fashionability. In *Proceedings of the IEEE Conference on Computer Vision and Pattern Recognition*. 869–877.
- [32] Karen Simonyan and Andrew Zisserman. 2014. Very deep convolutional networks for large-scale image recognition. *arXiv preprint arXiv:1409.1556* (2014).
- [33] Jake Snell, Kevin Swersky, and Richard Zemel. 2017. Prototypical networks for few-shot learning. In *Advances in neural information processing systems*. 4077–4087.
- [34] Kihyuk Sohn. 2016. Improved deep metric learning with multi-class n-pair loss objective. In *Advances in neural information processing systems*.
- [35] Xueming Song, Fuli Feng, Jinhuan Liu, Zekun Li, Liqiang Nie, and Jun Ma. 2017. Neurostylist: Neural compatibility modeling for clothing matching. In *Proceedings of the 25th ACM international conference on Multimedia*. 753–761.
- [36] Pongsate Tangseng and Takayuki Okatani. 2020. Toward explainable fashion recommendation. In *The IEEE Winter Conference on Applications of Computer Vision*. 2153–2162.
- [37] Pongsate Tangseng, Kota Yamaguchi, and Takayuki Okatani. 2017. Recommending outfits from personal closet. In *Proceedings of the IEEE International Conference on Computer Vision Workshops*. 2275–2279.
- [38] Xianwang Wang, Tong Zhang, Daniel R Tretter, and Qian Lin. 2013. Personal clothing retrieval on photo collections by color and attributes. *IEEE transactions on multimedia* 15, 8 (2013), 2035–2045.
- [39] Zhonghao Wang, Yujun Gu, Ya Zhang, Jun Zhou, and Xiao Gu. 2017. Clothing retrieval with visual attention model. In *2017 IEEE Visual Communications and Image Processing (VCIP)*. IEEE, 1–4.
- [40] Kota Yamaguchi, M Hadi Kiapour, and Tamara L Berg. 2013. Paper doll parsing: Retrieving similar styles to parse clothing items. In *Proceedings of the IEEE international conference on computer vision*. 3519–3526.
- [41] Kota Yamaguchi, M Hadi Kiapour, Luis E Ortiz, and Tamara L Berg. 2012. Parsing clothing in fashion photographs. In *2012 IEEE Conference on Computer Vision and Pattern Recognition*. IEEE, 3570–3577.
- [42] Kota Yamaguchi, M Hadi Kiapour, Luis E Ortiz, and Tamara L Berg. 2014. Retrieving similar styles to parse clothing. *IEEE transactions on pattern analysis and machine intelligence* 37, 5 (2014), 1028–1040.
- [43] Sijie Yan, Ziwei Liu, Ping Luo, Shi Qiu, Xiaogang Wang, and Xiaoou Tang. 2017. Unconstrained fashion landmark detection via hierarchical recurrent transformer networks. In *Proceedings of the 25th ACM international conference on Multimedia*. 172–180.
- [44] Xun Yang, Xiangnan He, Xiang Wang, Yunshan Ma, Fuli Feng, Meng Wang, and Tat-Seng Chua. 2019. Interpretable Fashion Matching with Rich Attributes. In *Proceedings of the 42nd International ACM SIGIR Conference on Research and Development in Information Retrieval*. 775–784.
- [45] Wenhui Yu, Huidi Zhang, Xiangnan He, Xu Chen, Li Xiong, and Zheng Qin. 2018. Aesthetic-based clothing recommendation. In *Proceedings of the 2018 World Wide Web Conference*. 649–658.
- [46] Qixian Zhou, Xiaodan Liang, Ke Gong, and Liang Lin. 2018. Adaptive temporal encoding network for video instance-level human parsing. In *Proceedings of the 26th ACM international conference on Multimedia*. 1527–1535.