

Fair Policy Targeting ^{*}

Davide Viviano[†] Jelena Bradic[‡]

November 8, 2021

Abstract

One of the major concerns of targeting interventions on individuals in social welfare programs is discrimination: individualized treatments may induce disparities on sensitive attributes such as age, gender, or race. This paper addresses the question of the design of fair and efficient treatment allocation rules. We adopt the non-maleficence perspective of “first do no harm”: we propose to select the fairest allocation *within* the Pareto frontier. We provide envy-freeness justifications to novel counterfactual notions of fairness. We discuss easy-to-implement estimators of the policy function, by casting the optimization into a mixed-integer linear program formulation. We derive regret bounds on the unfairness of the estimated policy function, and small sample guarantees on the Pareto frontier. Finally, we illustrate our method using an application from education economics.

Keywords: Causal Inference, Welfare Programs, Pareto Optimal, Treatment Rules.

^{*}We thank James Fowler, Yixiao Sun and Kaspar Wüthrich for comments and discussion. All mistakes are our own.

[†]Department of Economics University of California at San Diego, La Jolla, CA, 92093. Email: dvi-viano@ucsd.edu.

[‡]Department of Mathematics and Halicioğlu Data Science Institute, University of California at San Diego, La Jolla, CA, 92093. Email: jbradic@ucsd.edu.

1 Introduction

Heterogeneity in treatment effects, widely documented in social sciences, motivates treatment allocation rules that assign treatments to individuals differently, based on observable characteristics (Manski, 2004; Murphy, 2003). However, targeting individuals may induce “disparities” across sensitive attributes, such as age, gender, or race. Motivated by evidence for preferences of policymakers towards non-discriminatory actions (Cowgill and Tucker, 2019), this paper designs fair and efficient targeting rules for applications in social welfare programs. We construct treatment allocation rules using data from experiments or quasi-experiments, and we develop new notions of optimality and counterfactual fairness for the construction of fair policies.

“Fair targeting” is a controversial task, due to the lack of consensus on the formulation of the decision problem and the definition of fairness. Conventional approaches consist in designing algorithmic decisions that maximize the *expected* utility across all individuals, by imposing some form of axiomatic “fairness constraints” on the decision space of the policymaker; this is usually imposed on the prediction of the algorithm.¹ However, most of these approaches ignore the welfare effects of such constraints (Kleinberg et al., 2018). In particular, fairness constraints imposed on the decision space of the policymaker may ultimately lead to sub-optimal welfare for both sensitive groups. This is a crucial limitation when policymakers are concerned with the *effects* of their decisions on the utilities of each individual: we may not want to impose unnecessary constraints on the policy if such constraints are *harmful* for some or all individuals.

Motivated by these considerations, this paper advocates for Pareto optimal treatment rules: decision-makers must prefer allocations for which we cannot find any other policy that strictly improves welfare for one of the two sensitive groups, without further decreasing welfare on the opposite group.² We propose to select the fairest allocation *within* the Pareto frontier. Our approach is motivated by the intuitive notion of “first do no harm”: instead of imposing possibly harmful fairness constraints on the decision space, we instead restrict the set of admissible solutions to the Pareto optimal set, and among such, we choose the fairest one. We allow for general notions of fairness, whereas we also propose a notion of fairness for treatment allocation rules based on envy-freeness (Foley, 1967; Varian, 1976), making a clear connection between classical microeconomic literature and the counterfactual interpretations of fairness. Our framework encompasses several applications in economics, including development programs (De Ree et al., 2017), educational programs (Muralidharan et al., 2019), health programs (Dupas, 2014), cash-transfer programs (Egger et al., 2019), among others. We name our method Fair Targeting.

¹For a review, the reader may refer to Corbett-Davies and Goel (2018). Further discussion on the related literature is contained in Section 1.2.

²Pareto optimality has been often associated with the notion of fairness in economic theory (Varian, 1976), and it finds intuitive justifications under the rational preferences of the decision-maker (Noghin, 2006).

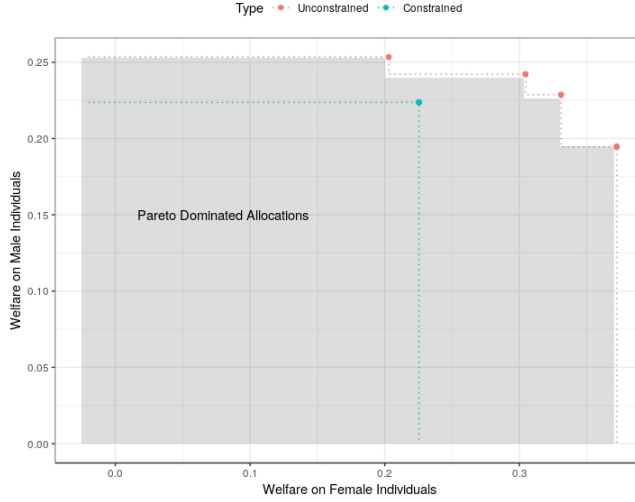


Figure 1: Data from [Lyons and Zhang \(2017\)](#). The points on the line denote Pareto optimal allocations. Points on and below the line denote the Pareto dominated allocations. The colors refer to two classes of policies, unrestricted (red), restricted by fairness constraints (blue). Y-axis denotes the welfare of male students and the x-axis on female students. From the figure, we can observe that imposing fairness constraints may result in harmful allocations for both groups of individuals.

To gain further intuition on the advantages of the proposed approach, using student award data of [Lyons and Zhang \(2017\)](#), we plot the Pareto frontier for two *nested* classes of linear decision rules in Figure 1. Details on the definition of welfare and the data can be found in Section 5. In the figure, the red line refers to the unconstrained linear decision rule, the blue line constrains the welfare on female individuals to be larger than the welfare on male students, and it does not allow to use the gender attribute in the decision process. Points denote the Pareto optimal allocations. The figure showcases that imposing constraints directly on the decision rules leads to allocations that are *always* dominated by some other treatment allocation in an unconstrained environment. The blue allocation finds an *harmful* allocation for *both* types of individuals when compared to three red dots in the figure. The proposed method instead estimates the Pareto optimal allocation in the least constrained environment (e.g., the red line), and among such, it chooses the “fairest” one.

In summary, this paper contributes to the statistical treatment choice literature in two directions: (i) we introduce the notion, estimation procedures, and we study properties of Pareto optimal treatment allocation rules under general notions of fairness; we justify such an approach within a decision-theoretical framework; (ii) we adapt notions of envy-freeness to treatment rules and study statistical properties of the estimated policy. We now discuss

each of these contributions in detail.

The decision problem consists of lexicographic preferences of the policymaker of the following form: (i) each Pareto optimal allocation strictly dominates allocations that are not Pareto optimal; (ii) a Pareto optimal allocation is strictly preferred to any other allocation if it satisfies additional fairness requirements. We identify the Pareto frontier as the set of maximizers over any weighted average of the welfares of each group. Therefore, such an approach embeds as a special case maximizing a weighted combination of welfares of each sensitive group (Kitagawa and Tetenov, 2018; Rambachan et al., 2020). However, the weights are not chosen a-priori, but instead, they are part of the decision problem, and directly selected to maximize fairness. This has important practical implications: the procedure is solely based on the notion of fairness adopted by the social planner, and it does not require to specify importance weights assigned to each sensitive group. These weights would be extremely hard to justify to the general public.³

Estimation of the set of Pareto optimal allocations represents a key challenge since infinitely many policies may populate it. In fact, (i) the set consists of maximizers over a continuum of weights between zero and one; (ii) each maximizer of the welfare (or a weighted combination of welfares) is often not unique (Elliott and Lieli, 2013). To overcome these issues, we showcase that the Pareto frontier can be approximated using simple linear constraints on the policy space. Such a result drastically simplifies the optimization algorithm: instead of estimating the entire set of Pareto allocations, we propose to maximize fairness of the policy function under easy-to-implement linear constraints. Our approach consists of a novel a-priori multi-objective formulation (Deb, 2014). Differently from previous literature, we use a discretization argument, and we evaluate weighted combinations of the objective functions separately to construct a polyhedron that contains Pareto allocations. We provide theoretical guarantees on our approach, and we showcase that the distance between the Pareto frontier obtained via linear constraints and its population counterpart converges *uniformly* to zero at rate $1/\sqrt{n}$.

The choice of the allocation within the Pareto set depends on the notion of fairness adopted by the social planner. Inspired by the economic concept of envy-freeness, we propose a novel definition of fairness, which can be seen of independent interest. We interpret the policy assignment under the lens of the classical notion of “bundles” defined in microeconomics. For each policy function, we compare expected utilities that depend on its distribution under the same and opposite sensitive attribute. The proposed notion of fairness makes a connection to previous notions of *counterfactual fairness* (Chiappa, 2019; Coston et al., 2020; Kilbertus et al., 2017; Kusner et al., 2019; Nabi and Shpitser, 2018), whereas, differently from previous references, (i) we provide formal justification to fairness using an envy-freeness argument; (ii) we construct the definition of fairness based on *distributional* impact of the treatment allocation rule on the welfare.

In our theoretical analysis, we also study “regret unfairness”. This denotes the differ-

³See for example also the discussion on relative importance weights contained in Kasy and Abebe (2020).

ence between the expected unfairness achieved by the estimated policy function, against the minimal possible unfairness achieved by any Pareto optimal allocation. We showcase that such a difference converges to zero uniformly in the sample size, with the rate depending on the convergence rate of the estimated conditional mean of potential outcomes. All our results also extend to different notions of fairness that the planner may instead prefer to adopt. Finally, we conclude with an application that showcases the advantages of the proposed method compared to alternatives that ignore Pareto optimality.

The remainder of this paper is organized as follows: we provide a brief overview of the related literature in the following paragraph; we introduce the setting and main notation in Section 2, and discuss definitions and motivations for Pareto optimal allocations and fairness; Section 3 contains new Fair Targeting algorithms; Section 4 contains the theoretical analysis; Section 5 discusses an empirical application, and Section 6 concludes. Complete formal derivations are relegated in the Appendix.

1.1 Related Literature

This paper relates to a growing literature on statistical treatment rules (Armstrong and Shen, 2015; Athey and Wager, 2017; Bhattacharya and Dupas, 2012; Dehejia, 2005; Hirano and Porter, 2009; Kitagawa and Tetenov, 2018, 2019; Mbakop and Tabord-Meehan, 2016; Stoye, 2012; Tetenov, 2012; Viviano, 2019; Zhou et al., 2018). Further research on optimal treatment allocations also includes estimation of individualized optimal treatments via residuals weighting (Zhou et al., 2017), penalized methods (Qian and Murphy, 2011), inference on the welfare for optimal treatment strategies (Andrews et al., 2019; Labe et al., 2014; Luedtke and Van Der Laan, 2016; Rai, 2018), doubly robust methods for treatment allocations (Dudik et al., 2011; Zhang et al., 2012), reinforcement learning (Kallus, 2017; Lu et al., 2018), and dynamic treatment regimes (Murphy, 2003; Nie et al., 2019). Further connections are also related to the literature on classification, which includes Boucheron et al. (2005), and Elliott and Lieli (2013) among others. However, none of these discuss the design of fair decisions.

Fairness is a rising concern in economic applications, see, e.g., Cowgill and Tucker (2019), Kleinberg et al. (2018), Rambachan et al. (2020), Rambachan and Roth (2019). The authors provide fundamental economic insights on the characteristics of optimal decision rules in the presence of discrimination bias. Here we answer the different question of the design and estimation of the optimal targeting rule, and we propose a statistical framework and derive properties of the method. In addition, also the decision problem differs since here, we advocate for a *multi-objective*, instead of a *single-objective* utility function, as in previous references. Finally, Kasy and Abebe (2020) provide comparative statics on the impact of fairness on the welfare of individuals, and they discuss the analysis of algorithms for equity considerations.

In contrast, in computer science, Pareto optimality has been considered in the context of binary predictions by Balashankar et al. (2019) and Martinez et al. (2019), where,

the authors propose semi-heuristic and computationally intensive procedures for estimating Pareto efficient classifiers. Finally, [Xiao et al. \(2017\)](#) discuss the different problem of estimation of a Pareto allocation that trade-offs fairness and individual utilities for recommender systems, where the relative importance weights of the different objectives are selected a-priori. The above references do not address the problem of policy targeting discussed in the current paper.

Additional references in computer science on fairness include [Chouldechova \(2017\)](#), [Corbett-Davies et al. \(2017\)](#), [Dwork et al. \(2012\)](#), [Hardt et al. \(2016\)](#), [Feldman et al. \(2015\)](#), [Kleinberg et al. \(2016\)](#), among others. For a review and comparisons, the reader may refer to [Corbett-Davies and Goel \(2018\)](#), and [Mitchell et al. \(2018\)](#). The notion of fairness in previous references differs in the lack of a valid causal framework. For instance, [Zemel et al. \(2013\)](#) defines fairness based on statistical independence of a classifier with respect to the sensitive attribute, whereas [Donini et al. \(2018\)](#) defines a classifier fair if the error of such a classifier is similar across the sensitive groups. [Hossain et al. \(2020\)](#) and references therein propose envy-freeness notions of fairness for applications in classification. However, such notions do not account for *covariates* across different sensitive groups being drawn from potentially different distributions, which instead differently justifies counterfactual notions of fairness. The fair classification has also been studied from different angles in [Liu et al. \(2017\)](#) who discuss stochastic fair bandits, and [Ustun et al. \(2019\)](#) who propose decoupled estimation of tree classifiers. A related strand of literature discusses estimation of decision rules under fairness constraints within a causal framework ([Chiappa, 2019](#); [Coston et al., 2020](#); [Kilbertus et al., 2017](#); [Kusner et al., 2019](#); [Nabi et al., 2019](#); [Nabi and Shpitser, 2018](#)). All such references discuss the problem of maximizing some given objective function under fairness constraints. This may result in Pareto dominated allocations, and, therefore, possibly harmful policies for both disadvantaged as well as advantaged groups (see [Figure 1](#)).

2 Social Planner and Fairness

In this section we discuss the main framework and notation, the decision problem under consideration and counterfactual notions of fairness.

2.1 Causal Framework

For each unit, we denote $S_i \in \mathcal{S}$ a sensitive or protected attribute that a social planner wishes to be cautious about. For expositional convenience only, we let $\mathcal{S} = \{0, 1\}$ where $S_i = 1$ is considered to be a “disadvantaged” or *minority* group. Extensions to multiple groups follow similarly to what discussed in the current section. Each individual is also characterized by a vector of its characteristics, $X_i \in \mathcal{X} \subseteq \mathbb{R}^p$. Such characteristics are

assumed to be drawn conditional on the realization of the sensitive attribute, i.e.,

$$X_i = S_i X_i(1) + (1 - S_i) X_i(0), \quad (1)$$

where $X_i(0), X_i(1)$ denote the *potential covariates*, i.e., the covariates in the state where the attribute of individual i is equal to s . Note that for each individual we only observe either $X_i(1)$ or $X_i(0)$ and never both.⁴ The participants of the study have either been enrolled in the social welfare program or not. We denote their *treatment* status with $D_i \in \{0, 1\}$, where $D_i = 1$ denotes that individual i has been enrolled in the social program. We define their post-treatment outcomes with $Y_i \in \mathcal{Y} \subseteq \mathbb{R}$ realized only once the sensitive attribute, covariates and the treatment assignment are realized.

Following the Neyman-Rubin potential outcome framework (Imbens and Rubin, 2015), we define $Y_i(d, s)$, $d \in \{0, 1\}$, i.e.

$$Y_i(0, 0), Y_i(0, 1), Y_i(1, 0), Y_i(1, 1),$$

the potential outcomes that would have been observed respectively under treatment zero and one, for the protected attribute or the opposite one. Note that we only get to observe one of the four potential outcomes. Throughout the paper, the observed Y_i satisfies the Single Unit Treatment Value Assumption (SUTVA) (Rubin, 1990), with

$$Y_i = D_i S_i Y_i(1, 1) + D_i (1 - S_i) Y_i(1, 0) + (1 - D_i) S_i Y_i(0, 1) + (1 - D_i) (1 - S_i) Y_i(0, 0). \quad (2)$$

We assume that the vector of potential outcomes, covariates, sensitive attributes and treatment assignments, (Y_i, D_i, S_i, X_i) are identically and independently distributed (*i.i.d.*). We denote with $\mathbb{E}_{X(s)}$, the expectation with respect to the distribution of the potential covariates $X(s)$ only.

Next, we discuss modeling assumptions. The first condition is the unconfoundedness assumption.

Assumption 2.1. (Unconfoundedness) Let the following two conditions hold: $\forall s \in \{0, 1\}, d \in \{0, 1\}$, (A) $Y_i(d, s) \perp (D_i, S_i) | X_i(s)$; (B) $X_i(s) \perp S_i$.

Condition (A) states that the treatments are randomized based on covariates, independently on potential outcomes (Imbens, 2004). Similarly, Condition (B) assumes that the sensible attribute is randomized independently of $X_i(s)$. We remark that such a condition allows for the dependence of the *observed* covariates and outcomes on the sensitive attribute, this condition holds when, for instance, S_i is either randomized before everything else is observed, or S_i denotes some immutable characteristic that cannot change given intervention on the other variables.⁵ The randomization assumption on S_i is common in

⁴Throughout our discussion we implicitly assume that the support of $X_i(1)$ and $X_i(0)$ is the same, namely \mathcal{X} .

⁵i.e., do-operation in the notation of Pearl (2009).

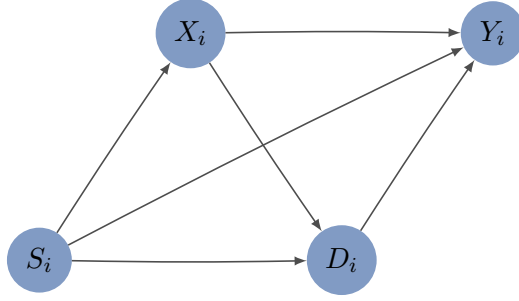


Figure 2: Example of a directed acyclical graph under which Assumption 2.1 holds.

mediation analysis under the name of conditional ignorability (Imai et al., 2010). Figure 2 displays a directed acyclical graph under which Assumption 2.1 holds. In the figure, the variable X_i acts as a mediator of the effect of changing the sensitive attribute. Assumption 2.1 can be equivalently stated after also conditioning on additional baseline characteristics that do not depend on the sensitive attribute s , such as, for instance, age. Namely, we may consider an additional set of covariates Z_i , and assume that $X_i(s) \perp S_i | Z_i$. We omit such an extension for the sake of clarity only. Finally, we define

$$e(x, s) = P(D_i = 1 | X_i = x, S_i = s), \quad p_s = P(S_i = s)$$

as the propensity score and the probability of individual i being assigned to the disadvantaged group, respectively. The following condition is the overlap assumption, which is common in the causal inference literature.

Assumption 2.2 (Overlap). Let $e(X_i, s), p_s \in (\delta, 1 - \delta)$, almost surely, for $\delta \in (0, 1)$, for all $s \in \{0, 1\}$.

2.2 Social Welfare

We design a policy function to maximize social welfare. This paper takes a utilitarian perspective of social welfare (Manski, 2004), whereas, with fairness in mind, our focus is shifted from an aggregate perspective to a “group perspective”, with special focus on the “protected” group.

We now formalize the problem. Given observables, (Y_i, X_i, D_i, S_i) we seek to design a policy function or equivalently a treatment assignment

$$\pi : \mathcal{X} \times \mathcal{S} \mapsto \{0, 1\}, \quad \pi \in \Pi$$

that depends on the individual characteristics and protected attribute alone. That is, a policy is a deterministic treatment assignment, which depends on covariates X_i , and on

status S_i only. Here, Π denotes the function class of interest for the treatment assignment π . Such a class may be unconstrained, or it may reflect economic or legal constraints that restrict the decision space of the policy-maker.

For a given policy π and a sensitive attribute s , the social welfare for such a group of individuals is defined as follows

$$W_s(\pi) = \mathbb{E} \left[Y_i(1, s) \pi(X_i(s), s) + Y_i(0, s) (1 - \pi(X_i(s), s)) \right]. \quad (3)$$

The above expression denotes the welfare within the group of individuals with sensitive attribute s . Under the standard properties of the propensity score (Imbens, 2000), identification of the social welfare within each group can be easily expressed using inverse-probability type estimators (Horvitz and Thompson, 1952). The reader may refer to the Appendix for further discussion.

Under the standard utilitarian perspective (Manski, 2004), where welfare is aggregated across *all* the individuals, the estimand of interest solves

$$\arg \max_{\pi \in \Pi} \left\{ p_1 W_1(\pi) + (1 - p_1) W_0(\pi) \right\}$$

where p_1 is the fraction of the population for which $S_i = 1$. However, we observe that whenever the sensitive group is a *minority* group, such an approach assigns a small weight to the welfare of such individuals, disproportionally favoring the majority group.

An alternative approach is to maximize the welfare for each possible sensitive group (Ustun et al., 2019). However, in such a case, the resulting policy function may violate the constraint in Π , e.g., violating anti-discriminatory laws. A simple example is when the policy $\pi(x, s)$ is constrained to be constant in the sensitive attribute s .

Motivated by this consideration, we move away from a single-objective function to a *multi-objective* decision problem: the social planner aims to maximize the welfare in *each* sensitive attribute under the legal or economic constraints. We propose a notion of *Pareto optimality* as a suitable notion of efficiency as it formalizes the trade-off between different, possibly contradicting, objectives.⁶ The planner then chooses within the set of Pareto allocations the least unfair policy.

2.3 Pareto Principle for Treatment Rules

Pareto optimality is driven by the idea that allocations are efficient when no-one can be made better off without making somebody else worse off. Therefore, the notion of Pareto optimal policies is particularly suitable for fairness considerations (Varian, 1976).

Definition 2.1 (Pareto optimality). A policy function $\pi_1 \in \Pi$ is called *Pareto optimal* with respect to the protected group s if there is no other policy $\pi_2 \in \Pi$, such that

$$W_s(\pi_1) \leq W_s(\pi_2), \text{ for all } s \in \{0, 1\}$$

⁶A simple example where contradictory objectives take place is when treatment effects are heterogenous in covariates X_i , with positive effect over such covariates for one group, and negative for the other.

while simultaneously

$$W_s(\pi_1) < W_s(\pi_2) \text{ for some } s \in \{0, 1\}.$$

We denote with Π_o the set of all $\pi \in \Pi$ that are Pareto optimal.

The set of Pareto optimal choices contains all such allocations for which the welfare for one of the two groups cannot be improved without reducing the welfare for the opposite group. The following lemma characterizes the set of Pareto optimal allocations.

Lemma 2.1 (Pareto Frontier). *The set $\Pi_o \subseteq \Pi$ is such that*

$$\Pi_o = \left\{ \pi_\alpha : \pi_\alpha \in \arg \sup_{\pi \in \Pi} \alpha W_1(\pi) + (1 - \alpha) W_0(\pi), \quad \alpha \in (0, 1) \right\}. \quad (4)$$

The lemma is a trivial application of results of [Negishi \(1960\)](#), applied to the functional of interest. For the sake of completeness, the proof is included in the Appendix. Lemma 2.1 provides an intuitive interpretation: Pareto optimal allocations consist of policies that maximize a weighted combination of the protected group welfares. Throughout our discussion we define

$$\bar{W}_\alpha = \sup_{\pi \in \Pi} \alpha W_1(\pi) + (1 - \alpha) W_0(\pi),$$

being the largest objective after weighting the welfares of each group by α and $1 - \alpha$.

The set of Pareto allocations *generalizes* notions of optimal treatment rules discussed in previous literature. Simple examples may illustrate this point.

Example 2.1 (Utilitarian Welfare Maximization). Notice that the population equivalent of EWM belongs to the Pareto frontier. Namely,

$$\arg \max_{\pi \in \Pi} \left\{ p_1 W_1(\pi) + (1 - p_1) W_0(\pi) \right\} \subseteq \Pi_o.$$

Since the above expression maximizes a weighted average of welfares, with weight $\alpha = p_1$. An alternative approach consists in choosing appropriately the weights in the above expression to reflect the relative importance of each group to the social planner. For instance we may consider maximizing ([Rambachan et al., 2020](#))

$$\arg \max_{\pi \in \Pi} \left\{ \omega W_1(\pi) + (1 - \omega) W_0(\pi) \right\} \subseteq \Pi_o$$

for some specific weight ω . Clearly such an allocation belongs to the Pareto frontier.

Example 2.2 (Unrestricted Policy Function Class). Whenever the set Π is unrestricted the Pareto optimal allocation equals the set of policies that lead to the largest possible welfare within each class. Namely, such a set denotes all the policies whose welfare leads to the welfare under the first best policy⁷ $\pi_{fb}(x, s) = 1 \left\{ m_{1,s}(x) - m_{0,s}(x) \geq 0 \right\}$.

⁷Formally, the set reads as follows: $\left\{ \pi : W_s(\pi) = \mathbb{E} \left[\left(Y_i(1, s) - Y_i(0, s) \right) \pi_{fb}(X_i(s), s) \right], s \in \{0, 1\} \right\}$.

Remark 1 (Anscillary Fairness Restrictions on Π). Complementary restrictions may also be considered within the above framework. Following the discussion in Section 1, one such example of constraint is predictive parity (Kasy and Abebe, 2020), which in such a setting is interpreted as follows⁸

$$\pi : \mathbb{E} \left[Y_i(1, 1) - Y_i(0, 1) \middle| \pi(X_i, S_i) = 1, S_i = 1 \right] = \mathbb{E} \left[Y_i(1, 0) - Y_i(0, 0) \middle| \pi(X_i, S_i) = 1, S_i = 0 \right].$$

These additional restrictions can be directly incorporated in the function class Π . However, whereas we see legal or economic restrictions often necessary in the construction of Π , additional restrictions imposed directly by the researcher and not by the policy-maker may induce sub-optimal allocations for *both* of the sensitive groups. In fact, observe that for two function classes Π, Π' , where $\Pi' \subseteq \Pi$, the following is true

$$\sup_{\pi \in \Pi' \subseteq \Pi} \left\{ \alpha W_0(\pi) + (1 - \alpha) W_1(\pi) \right\} \leq \sup_{\pi \in \Pi} \left\{ \alpha W_0(\pi) + (1 - \alpha) W_1(\pi) \right\}. \quad (5)$$

Therefore, the Pareto frontier of a more restricted function class Π is always weakly dominated by the Pareto frontier under weaker constraints.

Pareto optimal allocations are often non-unique, allowing for flexibility in the choice of efficient policies. If there is a range of alternative policies that assign different weights to different groups, the social planner must appeal to some principle of preferential ranking.

2.4 Decision Problem

We discuss here the decision problem of the social planner. In full generality we define

$$\text{UnFairness} : \Pi \mapsto \mathbb{R}$$

a functional that maps from a given policy function to the real line, and that quantifies the level of the unfairness of a given policy. We leave unspecified such a functional and provide examples in the following paragraphs. Given a set of available policy functions Π , we define $\mathcal{C}(\Pi)$ the *choice set* of the decision-maker (Fudenberg and Tirole, 1991). The function \mathcal{C} denotes a choice function, where $\mathcal{C}(\{\pi_1, \pi_2\}) = \pi_1$ is interpreted as π_1 being strictly preferred to π_2 .

Definition 2.2 (Planner's Preferences). Planner's preferences satisfy the following three conditions:

- (i) $\mathcal{C}(\{\pi_1, \pi_2\}) = \pi_1$ if $W_1(\pi_1) \geq W_1(\pi_2)$ and $W_0(\pi_1) \geq W_0(\pi_2)$ and either (or both) of the two inequalities hold strictly;

⁸Note that this is not the only definition that can be attributed to predictive parity, and also alternative notions may be considered.

- (ii) for each $\pi_1, \pi_2 \in \Pi_o$, $\mathcal{C}(\{\pi_1, \pi_2\}) = \pi_1$ if $\text{UnFairness}(\pi_1) < \text{UnFairness}(\pi_2)$;
- (iii) $\mathcal{C}(\{\pi_1, \pi_2\}) = \{\pi_1, \pi_2\}$ if $\pi_1, \pi_2 \in \Pi_o$ and $\text{UnFairness}(\pi_1) = \text{UnFairness}(\pi_2)$.

Definition 2.2 postulates that the set of optimal actions of the decision-maker is a subset of the Pareto optimal set. The above definition also states that *within* the set of Pareto optimal allocations, the planner strictly prefers a given policy based on fairness considerations. Intuitively, the above definition models preferences lexicographically: (i) each allocation is strictly preferred to the ones for which welfare on both groups is strictly lower; (ii) allocations are then ranked based on unfairness considerations. Under Definition 2.2, the decision problem takes the following form.

Lemma 2.2 (Social Planner’s Decision Problem). *Under rational preferences, with preferences as discussed in Definition 2.2, the following holds: each $\pi^* \in \mathcal{C}(\Pi)$ is such that π^* solves*

$$\begin{aligned} \pi^* \in \arg \inf_{\pi \in \Pi} \text{UnFairness}(\pi) \\ \text{subject to } \alpha W_1(\pi) + (1 - \alpha)W_0(\pi) \geq \bar{W}_\alpha, \text{ for some } \alpha \in (0, 1). \end{aligned} \quad (6)$$

Lemma 2.2 provides a formal characterization of the social planner decision problem, and the proof is contained in the Appendix. The problem consists in minimizing the unfairness criterion of the policy function, under the condition that the policy is Pareto optimal. The social planner does not maximize a weighted combination of welfares, with some *pre-specified* and hard-to-justify weighting scheme. Instead, the relative importance of each group (i.e., α) is implicitly chosen within the optimization problem to minimize the unfairness criterion. Such an approach allows for a transparent choice of the policy based on the definition of fairness adopted by the social planner.

Remark 2 (Allowing for Exploration). One key question is whether we may lose the constraint on Pareto optimality, to substantially decrease the unfairness of the estimated policy. For instance, the policy-maker may be willing to find a policy that is only “approximately” Pareto optimal, i.e., whose resulting welfares are within the orange regions, as long as it minimizes the unfairness criterion. Such an approach can be easily implemented by imposing slacker constraints on social welfare than the ones in Equation (6). Simple examples are constraints of the form $\alpha W_1(\pi) + (1 - \alpha)W_0(\pi) \geq \bar{W}_\alpha - \varepsilon$ for some $\varepsilon > 0$.

2.5 Counterfactual Envy-Freeness

Next, we propose a notion of fairness. However, we remark that alternative notions of fairness that policy-maker may prefer to adopt may be considered for the proposed method.

To define fairness, we make a connection between counterfactual notions of fairness and the economic notions of envy (Foley, 1967). Envy refers to the concept that “an allocation is equitable if and only if no agent prefers another agent’s bundle to his own” (Varian, 1976). We build on such a notion, to construct the measure of unfairness, where,

in the context under consideration, “bundles” assigned to individuals refer to the treatment assignment $\pi(X_i, S_i)$, and utilities depend on the distribution of such assignments.

We start our discussion with the following definition:

$$V_{\pi(x, s_1)}(x, s_2) = \mathbb{E} \left[\pi(x, s_1) Y_i(1, s_2) + (1 - \pi(x, s_1)) Y_i(0, s_2) \middle| X_i(s_2) = x \right]. \quad (7)$$

The above expression denotes the conditional welfare, for the policy function being assigned to the opposite attribute. Namely, it defines the generated effect of $\pi(x, s_1)$, for type s_2 , conditional on the value of the covariates.

We say that the agent with attribute s_2 *envies* the agent with attribute s_1 , if

$$\mathbb{E}_{X(s_1)} \left[V_{\pi(X(s_1), s_1)}(X(s_1), s_2) \right] > W_{s_2}(\pi). \quad (8)$$

Intuitively, the agent, with attribute s_2 , envies the one with opposite attribute if, after changing her distribution of covariates and treatment assignment to be of the opposite attribute, the resulting welfare is strictly larger than her current welfare.

Motivated by the above definition, we measure the unfairness towards an individual with attribute s_2 as

$$\mathcal{A}(s_1, s_2; \pi) = \mathbb{E} \left[V_{\pi(X(s_1), s_1)}(X(s_1), s_2) \right] - W_{s_2}(\pi). \quad (9)$$

Here $W_{s_2}(\pi)$ is as defined in Equation (3). Observe that the above measure denotes the difference between the welfare of group s_2 under respectively the opposite and same distribution of covariates and treatment assignments. The above notion of fairness showcases the advantage of embedding the problem within a causal inference framework: we compare utilities, by letting covariates and treatment assignments being drawn from the distribution under the opposite sensitive attribute.

Since we aim not to discriminate in either direction (women with respect to men and vice-versa), we define unfairness by taking the sum of the effects $\mathcal{A}(s_1, s_2; \pi)$ and $\mathcal{A}(s_2, s_1; \pi)$. Such an approach builds on the notion of “social envy” discussed in [Feldman and Kirman \(1974\)](#), where envy is defined as a weighted combination of envy of each group. Namely, we propose the following notion of unfairness

$$\text{UnFairness}(\pi) = \mathcal{A}(1, 0; \pi) + \mathcal{A}(0, 1; \pi). \quad (10)$$

Note that the above definition induces partial ordering in the set of Pareto optimal allocations.

Motivated by the above definition, we propose an estimand which finds the fairest allocation within the set of Pareto optimal policies.

3 Fair Targeting

In this section, we discuss the estimation and optimization problem, namely, we aim to construct an estimator of π^* in Equation (6). We design a plug-in estimator, where the population quantities are replaced with particularly designed sample equivalents. By letting \mathcal{A}_n and $\hat{\Pi}_o$ denote the sample approximations of the population quantities \mathcal{A} and Π_o , which are discussed in the following paragraphs, our Fair Targeting method, solves

$$\hat{\pi} \in \arg \inf_{\pi \in \hat{\Pi}_o} \{\mathcal{A}_n(1, 0; \pi) + \mathcal{A}_n(0, 1; \pi)\}. \quad (11)$$

One of the key challenges induced by the estimation procedure is represented by the presence of a possibly infinitely dimensional set of Pareto optimal allocations. To overcome this issue, we represent the Pareto frontier using a set of *linear constraints* on the policy function, without directly constructing the entire set of Pareto optimal policies. Such an approach permits us to find efficient solutions without the need to exhaustively search over the entire set of Pareto allocations.

3.1 Estimating Social Welfare and UnFairness

We start by introducing some necessary notation. We let

$$m_{d,s}(x) = \mathbb{E}[Y_i(d, s) | X_i(s) = x] = \mathbb{E}[Y_i(d, s) | X_i = x, S_i = s]$$

be the conditional mean of the group s under treatment status d . We denote the doubly robust score (Robins et al., 1994) as

$$\Gamma_{d,s,i} = \frac{1\{S_i = s\}1\{D_i = d\}}{p_s P(D_i = d | X_i, S_i)} (Y_i - m_{d,s}(X_i)) + m_{d,s}(X_i) \quad (12)$$

and $\hat{\Gamma}_{d,s,i}$ its estimated counterpart. We estimate the welfare as

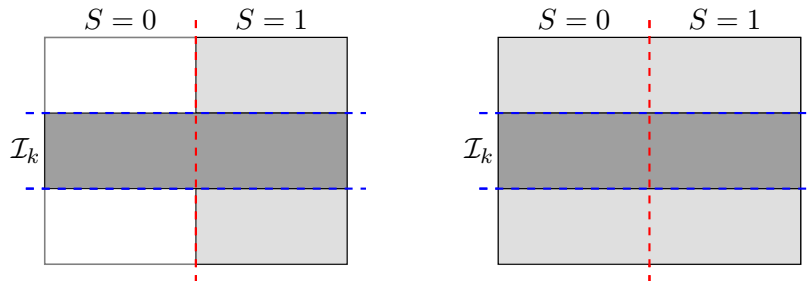
$$\hat{W}_s(\pi) = \frac{1}{n} \sum_{i=1}^n \hat{\Gamma}_{1,s,i} \pi(X_i, s) + \frac{1}{n} \sum_{i=1}^n \hat{\Gamma}_{0,s,i} (1 - \pi(X_i, s)). \quad (13)$$

Finally, we estimate $\mathcal{A}(\cdot)$ is Equation (9) as follows:

$$\mathcal{A}_n(s, s'; \pi) = \frac{1}{n \hat{p}_s} \sum_{i: S_i = s} \hat{m}_{1,s'}(X_i) \pi(X_i, s) + \hat{m}_{0,s'}(X_i) (1 - \pi(X_i, s)) - \hat{W}_{s'}(\pi). \quad (14)$$

The estimators of nuisances $\hat{m}_{d,s}(\cdot), \hat{e}(\cdot), \hat{p}_s$, are built upon causal inference and semi-parametric literature (Bang and Robins, 2005; Hahn, 1998; Newey, 1990, 1994; Robins and Rotnitzky, 1995). Each of these components is estimated via cross-fitting (Chernozhukov et al., 2018; Chiang et al., 2019; Schick, 1986). One needs to carefully consider protected

Figure 3: Graphical representation of cross-fitting under two alternative model formulation. The light gray area is the training set, used to construct an estimator of $\hat{m}_{d,s=1}$, whereas the darker gray area is an evaluation set, area in which a prediction of $\hat{m}_{d,s=1}$ is computed. The figure on the left refers to the case where no parametric assumptions are imposed on the depends on $m_{d,s}$ with s . The panel on the right uses both groups' information to estimate the conditional mean function by further imposing additional parametric assumptions on the depends on $m_{d,s}$ with s .



attribute in this procedure. Two alternative cross-fitting procedures are available to the researcher. The first one, consists in dividing the sample into K folds and estimating the conditional mean $\hat{m}_{d,s}^{(-k)}(X_i)$ using observations for which $S = s$ only, after excluding the fold k corresponding to unit i .⁹ Such an approach does not impose parametric restrictions on the dependence of $m_{d,s}$ on the attribute s , at the expense of shrinking the effective sample size used for estimation. The second approach consists in further imposing additional parametric restrictions on the depends of $m_{d,s}$ on s and using all observations in all folds except k for estimating $\hat{m}_{d,s}^{(-k)}(X_i)$. A graphical representation is depicted in Figure 3.

3.2 Pareto Frontier via Linear Inequalities

Next, we characterize the Pareto frontier using linear inequalities. We define the empirical counterpart of Equation (4) as follows

$$\Pi_{o,n} = \left\{ \pi_\alpha \in \Pi : \pi_\alpha \in \arg \sup_{\pi \in \Pi} \left\{ \alpha \hat{W}_0(\pi) + (1 - \alpha) \hat{W}_1(\pi) \right\}, \text{ s.t. } \alpha \in (0, 1) \right\}. \quad (15)$$

Clearly, such a set cannot be directly estimated since it contains solutions to uncountably many optimization problems. Therefore, as a first step, we discretize such a set, and we construct a grid of equally spaced values $\alpha_j \in (0, 1)$, $j \in \{1, \dots, N\}$,

$$\{\alpha_1, \dots, \alpha_N\}$$

⁹Formally, let $i \in \mathcal{I}_k \cap \mathcal{S}_1$ where \mathcal{I}_k is the k -th fold of the data and $\mathcal{S}_1 = \{i : S_i = s_1\}$. Let $\hat{m}_{d,s_2}^{(-k)}$ be an estimator obtained using samples not in the fold k , $\mathcal{I}_k^c \cap \mathcal{S}_1^c$ for which $\mathcal{S}_1^c = \{i : S_i = s_2\}$; for example by a random forest or linear regression of Y_j onto X_j for $S_j = s_2$, and $j \notin \mathcal{I}_k$.

where we choose $N = \sqrt{n}$. We approximate $\Pi_{o,n}$ using the discretized set

$$\hat{\Pi}_o = \left\{ \pi_\alpha \in \Pi : \pi_\alpha \in \arg \sup_{\pi \in \Pi} \left\{ \alpha \hat{W}_0(\pi) + (1 - \alpha) \hat{W}_1(\pi) \right\}, \text{ s.t. } \alpha \in \{\alpha_1, \dots, \alpha_N\} \right\}. \quad (16)$$

The choice of the grid is arbitrary, as long as each value is far from the other by no more than a small ε -value. A natural choice for the construction of the grid consists in starting with $\alpha_j = \hat{p}_1$ and then choosing the remaining $N - 1$ values, with a distance from each other by ε . Such an approach guarantees, for instance, that the solution of the EWM method is a feasible solution under Fair Targeting.

Unfortunately, the set $\hat{\Pi}_o$ may be hard, if not impossible, to directly estimate. In fact, for each α we may have uncountably many solutions (Elliott and Lieli, 2013; Manski and Thompson, 1989). Therefore, instead of directly estimating such a set, we characterize $\hat{\Pi}_o$ using simple linear constraints. The key idea consists in imposing that for some arbitrary weight α_j , the weighted combination of empirical welfare is “large enough” to guarantee Pareto optimality. We formalize this approach in the following lines.

The first step consists in finding the maximum empirical welfare achieved on the “discretized” Pareto Frontier by finding

$$\bar{W}_{j,n} = \sup_{\pi \in \Pi} \left\{ \alpha_j \hat{W}_0(\pi) + (1 - \alpha_j) \hat{W}_1(\pi) \right\}, \quad (17)$$

for each $j \in \{1, \dots, N\}$. This can be easily solved using exact methods such as mixed-integer programs (Kitagawa and Tetenov, 2018) or recursive search algorithms (Zhou et al., 2018).¹⁰ To guarantee Pareto optimality it is sufficient to impose that a weighted combination of the welfare is at least as large as $\bar{W}_{j,n}$, for some $j \in \{1, \dots, N\}$.

Observe now that the set $\hat{\Pi}_o$, (16), can be characterized using the following representation:

$$\begin{aligned} & \forall \pi \in \hat{\Pi}_o \\ & \exists j \in \{1, \dots, N\} \text{ such that } \alpha_j \hat{W}_0(\pi) + (1 - \alpha_j) \hat{W}_1(\pi) \geq \bar{W}_{j,n}. \end{aligned} \quad (18)$$

That is, $\hat{\Pi}_o$ contains all policies π that achieve the maximum value of weighted welfares, $\bar{W}_{j,n}$ for some j . Therefore, whereas we may not be able to find all the policies in the set $\hat{\Pi}_o$, we can still represent such a set using simple *linear* constraint on the estimated policy function.

3.3 Mixed Integer Program Formulation

Given the set of linear inequalities, we aim to formulate the program as a mixed-integer linear program, for a general class of policy functions admitting linear program formulations (Bertsimas and Dunn, 2017; Florios and Skouras, 2008). To do so, we introduce an

¹⁰Notice that previous references do not discuss estimation of the Pareto frontier, and we use their results as a tool for computing $\bar{W}_{j,n}$ only.

additional set of decision variables that guarantee that the constraints in Equation (18) hold.

We represent the constraints on the policy space by introducing the variables

$$\mathbf{z}_s = (z_{s,1}, \dots, z_{s,n}), \quad z_{s,i} = \pi(X_i, s), \quad \pi \in \Pi. \quad (19)$$

These variables have simple representation for general classes of policy functions, such as linear rules (see for example [Chen and Lee \(2018\)](#); [Kitagawa and Tetenov \(2018\)](#)). In addition, we define a vector

$$\mathbf{u} = (u_1, \dots, u_N) \in \{0, 1\}^N \quad (20)$$

that encodes the locations on the grid of α for which the supremum in (18) is reached at; $u_j = 1$ whenever the constraint in Equation (18) holds for α_j . The chosen policy must be Pareto optimal, i.e., u_j must be equal to one for at least one j . To ensure this, we introduce a simple constraint $\sum_{j=1}^N u_j \geq 1$.

To represent the Pareto optimality, following Equation (18), the following constraint must be imposed

$$u_j \alpha_j \langle \hat{\mathbf{\Gamma}}_{1,0} - \hat{\mathbf{\Gamma}}_{0,0}, \mathbf{z}_0 \rangle + u_j (1 - \alpha_j) \langle \hat{\mathbf{\Gamma}}_{1,1} - \hat{\mathbf{\Gamma}}_{0,1}, \mathbf{z}_1 \rangle + \langle \hat{\mathbf{\Gamma}}_{0,1} + \hat{\mathbf{\Gamma}}_{0,0}, \mathbf{1} \rangle - u_j n \bar{W}_{j,n} \geq 0, \quad (21)$$

where $\hat{\mathbf{\Gamma}}_{d,s} = (\hat{\Gamma}_{d,s,1}, \dots, \hat{\Gamma}_{d,s,n})$, and $\langle \cdot, \cdot \rangle$ denotes the vector product. The above constraint, together with (20) and $\sum_{j=1}^N u_j \geq 1$, ensures that the assignment $z_{1,i}, z_{0,i}$ is Pareto optimal.

Combining our results, we obtain the following quadratic program formulation:

$$\min_{\mathbf{z}_0, \mathbf{z}_1, \mathbf{u}, \pi} \quad \mathcal{A}_n(1, 0; \pi) + \mathcal{A}_n(0, 1; \pi) \quad (22)$$

$$\text{subject to} \quad z_{s,i} = \pi(X_i, s) \quad (\text{A})$$

$$u_j \alpha_j \langle \hat{\mathbf{\Gamma}}_{1,0} - \hat{\mathbf{\Gamma}}_{0,0}, \mathbf{z}_0 \rangle + u_j (1 - \alpha_j) \langle \hat{\mathbf{\Gamma}}_{1,1} - \hat{\mathbf{\Gamma}}_{0,1}, \mathbf{z}_1 \rangle + \langle \hat{\mathbf{\Gamma}}_{0,1} + \hat{\mathbf{\Gamma}}_{0,0}, \mathbf{1} \rangle \geq u_j n \bar{W}_{j,n} \quad (\text{B})$$

$$\langle \mathbf{1}, \mathbf{u} \rangle \geq 1 \quad (\text{C})$$

$$\pi \in \Pi \quad (\text{D})$$

$$z_{0,i}, z_{1,i}, u_j \in \{0, 1\}, \quad 1 \leq i \leq n, \quad 1 \leq j \leq N. \quad (\text{E})$$

Remark 3 (Existence of Feasible Solutions). The optimization problem always admits a feasible solution. In fact, observe that for each α_j , there exist by definition a policy π_j such that $\alpha_j \hat{W}_{0,n} + (1 - \alpha_j) \hat{W}_{1,n} = \bar{W}_{j,n}$. Such a policy satisfies the constraints in the optimization with $u_j = 1$.

We formalize the validity of the above formulation in the following theorem.

Theorem 3.1. *The solution set to Equation (22) and Equation (11) are equal.*

Theorem 3.1 showcases that the optimization algorithm can be written as a mixed-integer program with constraints that depend on the function class of interest. Such constraints read as mixed-integer linear constraints for several function classes such as optimal trees and maximum score methods (Bertsimas and Dunn, 2017; Florios and Skouras, 2008). In addition, the objective function is clearly linear in the decision variables. Constraints (A), (C), (E) are mixed-integer linear constraints, whereas the Constraint (B) is quadratic. However, notice that we can further simplify (B) as a linear program at the expense of introducing additional Nn binary variables, and $2Nn$ additional constraints (e.g., see Viano (2019); Wolsey and Nemhauser (1999)). We omit such an extension for the sake of brevity only.

4 Theoretical Guarantees

Next, we formalize the finite sample theoretical properties of the solution in Equation (22). The following assumption is imposed throughout our discussion.

Assumption 4.1. Suppose that the following conditions hold.

- (A) $Y_i(d, s) \in [-M, M]$, for some $M < \infty$, for all $d \in \{0, 1\}, s \in \{0, 1\}$;
- (B) Π has finite VC-dimension, denoted as v ;¹¹
- (C) Π is pointwise measurable.¹²

Condition (A) states the outcome is uniformly bounded by a universal constant $M < \infty$. Importantly, the implementation of Fair Targeting does not require knowledge of such a constant. Condition (B) imposes a restriction on the function class of interest of the policy function. Condition on the finite VC dimension is common in many areas of research (see Devroye et al. (2013) for further reference). General examples where such an assumption holds for Empirical Welfare Maximization can be found in Mbakop and Tabord-Meehan (2016), among others. Condition (C) ensures the measurability of the supremum of the empirical process of interest, similarly, for instance, to Rai (2018). Simple examples where the finite VC-dimension condition holds are linear decision rules (Manski, 1975), and decision trees (Loh, 2011). In the former case, the VC-dimension is bounded by the number of covariates, whereas in the latter case is bounded by the exponential of the number of layers in the tree (Athey and Wager, 2017; Zhou et al., 2018).

¹¹The VC dimension denotes the cardinality of the largest set of points that the function π can shatter. The VC dimension is commonly used to measure the complexity of a class, see for example Devroye et al. (2013).

¹²A pointwise measurable function satisfies the following condition: for each $\pi \in \Pi$, there exists a countable subset \mathcal{G} , such that there exists a sequence $\pi_m \in \mathcal{G}$ such that $\pi_m \rightarrow_{m \rightarrow \infty} \pi$ uniformly (Chernozhukov et al., 2014).

4.1 Guarantees on the Pareto Frontier

In the following lines, we impose consistency conditions of the estimated nuisance parameters.

Assumption 4.2. Assume that for some $\xi_1 \geq 1/4, \xi_2 \geq 1/4$, the following holds:

$$\mathbb{E}\left[\left(\hat{m}_{d,s}(X_i) - m_{d,s}(X_i)\right)^2\right] = \mathcal{O}(n^{-2\xi_1}), \quad \mathbb{E}\left[\left(1/\hat{p}_s\hat{e}(X_i, s) - 1/p_s e(X_i, s)\right)^2\right] = \mathcal{O}(n^{-2\xi_2}). \quad (23)$$

for all $s \in \{0, 1\}, d \in \{0, 1\}$, where X_i is out-of-sample. Assume in addition that for some H , and $n \geq H$, with probability one,

$$\sup_{x \in \mathcal{X}, s \in \mathcal{S}, d \in \{0, 1\}} |\hat{m}_{d,s}(x) - m_{d,s}(x)| \leq 2M, \quad \sup_{x \in \mathcal{X}, s \in \mathcal{S}} \left| \frac{1}{p_s e(x, s)} - \frac{1}{\hat{p}_s \hat{e}(x, s)} \right| \leq 2/\delta^2. \quad (24)$$

Assumption 4.2 assumes that the *product* of the mean-squared error of the propensity score and conditional mean function converges at the parametric rate n^{-1} . Such a condition is standard in the doubly-robust literature (Chernozhukov et al., 2018; Farrell, 2015; Newey, 1994; Robins and Rotnitzky, 1995). Since we only consider rates (and not constants which depend on the variance component) in the upper bound, we find that uniform consistency is not necessary for the derivation of the regret bound. Instead, we state the stability statement as a finite-sample condition, which allows the characterization of small sample properties on the regret. The condition can be alternatively stated asymptotically (Athey and Wager, 2017), whereas in such a case, all the remaining results should be interpreted in the asymptotic sense only.

As the first step for our results, we derive uniform convergence of the estimated welfare with respect to its population counterpart, weighted by α -weights.

Theorem 4.1. *Let Assumptions 2.1, 2.2, 4.1, 4.2 hold. Then, with probability at least $1 - 1/\sqrt{n} - \gamma$, for some $H > 0$, and $n \geq H$, $\gamma > 0$*

$$\begin{aligned} & \sup_{\alpha \in (0, 1)} \sup_{\pi \in \Pi} \left| \alpha W_0(\pi) + (1 - \alpha) W_1(\pi) - \max_{\alpha_j \in \{\alpha_1, \dots, \alpha_N\}} \alpha_j \hat{W}_0(\pi) - (1 - \alpha_j) \hat{W}_1(\pi) \right| \\ & \leq \bar{C} \frac{M}{\delta^2} \left(\sqrt{v/n} + \sqrt{\log(2/\gamma)/n} + 1/N \right) \end{aligned}$$

for a universal constant $\bar{C} < \infty$.

Theorem 4.1 guarantees uniform convergence rate of the empirical Pareto frontier constructed via discretization to its population counterpart at the optimal $1/\sqrt{n}$ rate. The proof is contained in the Appendix.

Next, we characterize the distance between the estimated set $\hat{\Pi}_o$ in Equation (18), obtained using a discretization argument and taking into account estimation of the empirical

welfares, and the set of Pareto optimal policies Π_o . To quantify such a difference, we introduce the following measure:

$$d(\Pi_o, \hat{\Pi}_o; \alpha) = \sup_{\pi \in \Pi_o} \left\{ \alpha W_0(\pi) + (1 - \alpha) W_1(\pi) \right\} - \sup_{\pi \in \hat{\Pi}_o} \left\{ \alpha W_0(\pi) + (1 - \alpha) W_1(\pi) \right\}. \quad (25)$$

Equation (25) quantifies the distance between the population Pareto frontier and the *empirical* Pareto frontier, obtained via *discretization*. Under the above conditions, we can state the following theorem.

Theorem 4.2. *Let Assumptions 2.1, 2.2, 4.1, 4.2 hold. Then, with probability at least $1 - 1/\sqrt{n} - \gamma$, for some $H > 0$, and $n \geq H$, $\gamma > 0$, for some universal constants $c, c' < \infty$,*

$$\sup_{\alpha \in (0,1)} d(\Pi_o, \hat{\Pi}_o; \alpha) \leq \frac{cM}{\delta^2} \sqrt{\frac{v \log(c'/\gamma)}{n}} + c \frac{M}{\delta^2 N}. \quad (26)$$

The proof is in the Appendix.

Theorem 4.2 ensures that the *empirical* Pareto Frontier $\hat{\Pi}_o$, estimated using the *discretization* step, is close in terms of welfare-effects from the population one, up to a small error factor which scales at the rate $\sqrt{1/n} + 1/N$; here N denotes the number of elements in the discretized Pareto frontier. Such a result guarantees that the set $\hat{\Pi}_o$, obtained via the discretization argument and estimated using the empirical welfares, “well-approximates” the Pareto optimal set Π_o , in Equation (4), for the sample size being large enough. To the best of our knowledge, this is the first result of this type of Pareto optimal policy. In the following theorem, we characterize the rate for an explicit choice of N .

Theorem 4.3. *Suppose that we consider a grid with $N = \sqrt{n}$ many elements. Then under Assumptions 2.1, 2.2, 4.1, 4.2, the following hold: for a universal constant $\bar{C} < \infty$*

$$P\left(\sup_{\alpha \in (0,1)} d(\Pi_o, \hat{\Pi}_o; \alpha) \leq \frac{\bar{C}M}{\delta^2} \sqrt{\frac{v \log(c'n)}{n}}\right) \geq 1 - 1/\sqrt{n}. \quad (27)$$

4.2 Fairness Bounds

Theorem 4.2 provides guarantees on the Pareto set, whereas, in this section, we discuss guarantees on the *unfairness* of the estimated policy function, with respect to the *least* unfair policy within the set of truly Pareto optimal policy. The following additional conditions are required for the derivation of the theorem.

Assumption 4.3. For each $\alpha \in (0, 1)$, for any two

$$\pi_\alpha, \pi'_\alpha \in \arg \sup_{\pi \in \Pi} \alpha W_0(\pi) + (1 - \alpha) W_1(\pi),$$

then $\pi_\alpha(x, s) = \pi'_\alpha(x, s)$ for all $x \in \mathcal{X}, s \in \{0, 1\}$.

The above condition imposes that for each element in the Pareto Frontier, the supremum at the population level is reached by the same policies.¹³ We remark that such a condition is not imposed on the maximum of the *empirical counterpart*, which instead may not satisfy the above condition. The second condition is the consistency assumption of the conditional mean function, given the opposite sensitive attribute.

Assumption 4.4. Assume that for some $\eta > 0$, the following holds:

$$\mathbb{E} \left[\left(\hat{m}_{d,s_1}(X_i(s_2)) - m_{d,s_1}(X_i(s_2)) \right)^2 \right] = \mathcal{O}(n^{-2\eta}), \quad \forall s_1, s_2 \in \{0, 1\}, d \in \{0, 1\}.$$

Assumption 4.4 states that the estimator of the conditional mean function for each sensitive attribute $s \in \{0, 1\}$ and treatment status $d \in \{0, 1\}$, must consistently converge to the true conditional mean function in MSE at some arbitrary rate $2\eta > 0$. One important aspect to remark is that differently, for instance, from previous literature on semi-parametric estimation, we require convergence in l_2 for a given sensitive attribute conditional on the *opposite* sensitive attribute. Such a condition is motivated by the counterfactual notion of fairness: to estimate fairness, we are required to compute the empirical average of the conditional mean function for a given group of individuals with respect to the distribution under *opposite* group. Therefore, standard doubly-robust procedures cannot be employed for estimation of the counterfactual envy-free fairness, but instead, its estimation must rely on the estimation of the conditional mean function.

Remark 4 (Sufficient Conditions for Assumption 4.4). A sufficient condition consists in imposing that almost surely,

$$\sup_{x \in \mathcal{X}} \left| \hat{m}_{d,s}(x) - m_{d,s}(x) \right| = \mathcal{O}(n^{-\eta}) \quad (28)$$

Examples include (i) linear regression models, of the form $m_{d,s}(x) = x\beta_s$, with β_s being potentially high-dimensional, and $X_i(1), X_i(0) \in [-M, M]^p$, for $M < \infty$; (ii) local polynomial estimators of the form

$$\hat{m}_{d,s}(x) = \frac{1}{n} \sum_{i=1}^n \frac{1\{S_i = s\}}{p_s} Y_i K\left(\frac{x - X_i}{h}\right) \quad (29)$$

where $K(u)$ is a kernel and h is the bandwidth, whose uniform convergence rates are discussed, for instance, in [Fan and Gijbels \(1996\)](#); [Hansen \(2008\)](#).

Under the above conditions we state our second theorem, where we implicitly assume that $N = \sqrt{n}$.

¹³Conditions on the uniqueness of the optimal welfare maximization rule can also be found in [Andrews et al. \(2019\)](#).

Theorem 4.4. (*Optimal Fairness*) Let Assumptions 2.1, 2.2, 4.1-4.4 hold. Then for some $\tilde{N}_{M,\delta,v} > 0$, which depends on M, δ, v , and $n > \max\{\tilde{N}_{M,\delta,v}, H\}$, with probability at least $1 - \gamma - 1/\sqrt{n}$, for universal constants $\bar{C}, c < \infty$

$$\text{UnFairness}(\hat{\pi}) - \inf_{\pi \in \Pi_0} \text{UnFairness}(\pi) \leq \frac{M}{\delta} \bar{C} \sqrt{\frac{v \log(1/\gamma)}{n}} + \frac{c}{\delta} n^{-\eta}. \quad (30)$$

The proof is contained in the Appendix.

Theorem 4.4 showcases that the policy constructed using the empirical, and discretized Pareto frontier achieves the same level of fairness as the fairest policy within the population Pareto efficient policies. To the best of our knowledge, this is the first result of this type of fair policies.

5 Empirical Application: Targeting Awards to Students

Fairness with respect to gender is a major concern in education and in industry. Motivated by this concern, in this section we design policy that assigns students to entrepreneurial programs, imposing fairness on gender. We use data that originated from Lyons and Zhang (2017). The paper studies the effect of an entrepreneurship training and incubation program for undergraduate students in North America on subsequent entrepreneurial activity. We have in total 335 observations, of which 53% were treated and the remaining were under control, and 26% of applicants are women.

The population of interest is the pool of *final applicants*. We construct a targeting rule which, based on observable characteristics of the applicant, assigns the award to the finalist. We maximize subsequent entrepreneurial activity, which is captured using a dummy variable, indicating whether the participant worked in the startup once the program ended. We impose fairness with respect to the *gender* attribute. Whereas *potential outcomes* and *potential covariates* may depend on such an attribute, it is likely to believe that the gender attribute is independent on such *potentials*, and randomized before covariates and outcomes are realized.

We estimate the probability of treatment using a penalized logistic regression, where we condition on the non-Caucasian attribute, gender, the average score, years to graduation, whether the individual had previously had entrepreneurship activities, the startup region (which a dummy since only two regions are considered), the degree (either engineer or business) and the school rank. We estimate the outcome using a logistic regression, after conditioning on the above covariates, and any interaction term between gender, treatment assignment, and a vector of covariates, which include years to graduation, prior entrepreneurship, startup region, and the school rank. We estimate treatment effects using a doubly robust estimator. We use cross-fitting with five folds in our estimation.

We consider a function class of *linear* decision rules, given their large use in economic applications (Manski, 1975). Namely, we consider the following policy function:

$$\Pi = \left\{ \pi(x, \text{fem}) = 1 \left\{ \beta_0 + \beta_1 \text{fem} + x^\top \phi \geq 0 \right\}, \quad (\beta_0, \beta_1, \phi) \in \mathcal{B} \right\}. \quad (31)$$

We allow covariates x to be either (i) the years to graduation, years of entrepreneurship, the region of the start up, the major (either computer science or business), and the school rank, or (ii) the score assigned to the candidate by the interviewer and the school rank. We refer to these two cases respectively as Case 1 and Case 2. We consider the problem where approximately half of the sample, namely 150 individuals, are selected for the treatment.

We consider two notions of unfairness: (i) in-equity across groups, which is captured by $|W_0(\pi) - W_1(\pi)|$, and (ii) *counterfactual envy* as discussed in Section 2.5. Observe that these are two *different* definitions of fairness. The first, inequity, denotes the difference in welfare across groups. The second, counterfactual envy, instead depends on the sum of the difference in welfares of two individuals in the *same* group, where one individual has covariates and the treatment assignment drawn under the distribution corresponding to the opposite sensitive attribute.¹⁴

Using the exact mixed-integer program formulation, we compute the optimal policy rule that minimizes either envy or in-equity over the function class Π , with a grid of size $N = 36$. Results are robust to different grid choices.

We compare the proposed methodology to the Empirical Welfare Maximization method (Athey and Wager, 2017; Kitagawa and Tetenov, 2018), with nuisance functions being estimated as above. We consider three nested function classes for the EWM method. The first does not impose any restriction except for the functional form in Equation (31). We then consider classes under additional “fairness constraints”. In particular, the second, imposes that $\beta_1 = 0$, i.e., anti-classification parity. The third class imposes that $\beta_1 = 0$ *and* that the average marginal effect of the policy on females is at least as large as the one on males. The three function classes are formally described below.

$$\begin{aligned} \Pi_1 &= \Pi, \quad \Pi_2 = \left\{ \pi(x) = 1 \left\{ \beta_0 + x^\top \phi \geq 0 \right\}, \right\}, \\ \Pi_3 &= \left\{ \pi(x) = 1 \left\{ \beta_0 + x^\top \phi \geq 0 \right\}, \right. \\ &\quad \left. \mathbb{E}_n \left[(Y_i(1, 1) - Y_i(0, 1)) \pi(X_i(1)) \right] \geq \mathbb{E}_n \left[(Y_i(1, 0) - Y_i(0, 0)) \pi(X_i(0)) \right] \right\}, \end{aligned} \quad (32)$$

where $\mathbb{E}_n[\cdot]$ denote the empirical expectation, estimated using the doubly-robust method. We refer to each policy space respectively as Type 1, Type 2, Type 3.

¹⁴ A simple example may illustrate the difference. Consider the policy π corresponding to “always treat”. Suppose that $X(1) \sim \mathcal{N}(\mu_1, \sigma^2)$ and $X(0) \sim \mathcal{N}(\mu_0, \sigma^2)$. Suppose that $Y(d, s) | X(s) \sim \mathcal{N}(\beta_d + X(s), \eta^2)$. Then inequity corresponding to the policy “always treat” reads as follows: $|\beta_1 + \mu_1 - \beta_0 - \mu_0|$. However, counterfactual envy reads as follows: $\beta_0 - \beta_1 + \beta_1 - \beta_0 = 0$.

5.1 Results

In Figure 4 we plot the Pareto frontier over each function class.¹⁵ The figure showcases that restricting the function class of interest leads to Pareto dominated allocations. This outlines the limitations of maximizing welfare under “fairness constraints”: such constraints can result as harmful for both types of individuals. Instead, the proposed method considers the red line (i.e., the least constrained environment), and select the policy based on fairness considerations. In Figure 4, we also label allocations on the Pareto frontier corresponding to the lowest envy and to the lowest inequity. We observe that different definitions of fairness lead to different treatment allocations and different importance weights assigned to each of the two groups. The proposed method finds such weights solely based on the notion of fairness provided by the social planner, without requiring any prior specification of relative weights assigned to each group. We see this as a crucial advantage, since relative importance weights may be hard to justify to the general public.

In Figure 5, we report the value of counterfactual envy and inequity as a function of the relative weight assigned to female students. We use a dotted line to refer to the weight corresponding to the EWM allocation. The figure showcases that the EWM allocation does not find allocations with the lowest unfairness in three of the four panels. Only for Case 1, the EWM allocation, and the Fair Targeting rule with the lowest inequity coincide.

Finally, in Table 1, we report the welfare of female students, male students, and their weighted combination, for different targeting rules. Similarly to what is shown in Figure 4, we observe that different notions of fairness correspond to different weights of groups to minimize the objective function. As we may observe from Table 1, the Fair Targeting rules are not Pareto dominated by any other competitor. Instead, they correspond to the optimal allocations under definitions of fairness based respectively on envy-freeness and equity. Here is why: the envy-freeness Fair Targeting leads to a better allocation than unconstrained EWM since it leads to lower envy while being both Pareto optimal (e.g., see Figure 5). It leads to a better allocation than constrained EWM (EWM2 and EWM3) since, as shown in Figure 4, for each constrained allocation, we can find an unconstrained allocation that Pareto dominates it. Such an allocation is strictly preferred to the constrained EWM method. However, such an allocation has higher envy than the optimal envy-freeness allocation rule reported in the table. Similar reasoning also applies when fairness is defined in terms of equity across groups.

¹⁵The value functions over the Pareto frontier can be exactly recovered as follows: we solve 2 optimization problems for each α_j , $j \in \{1, \dots, N\}$. For each of these problems, we impose constraints of the welfare of one the two groups being larger than the other and vice-versa; we then select the subset of solutions that are not Pareto dominated by the others, and we plot the corresponding welfares in the figure.

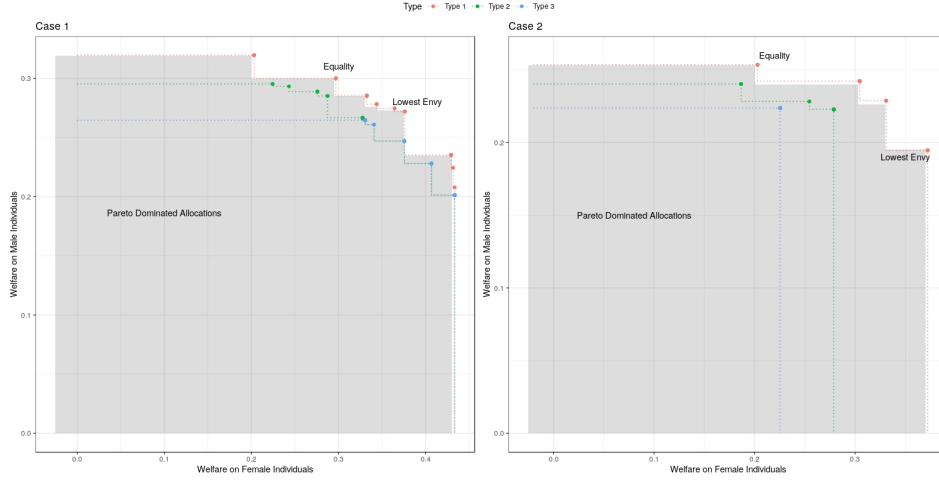


Figure 4: Pareto frontier under linear policy rule. Dots denote Pareto optimal allocations, whereas the point on and below the line denote the set of dominated allocations. Panel on the left collects results for the case where the covariates used in the decision rule are years of graduation, years of entrepreneurship, region of the start-up, the major and the school rank. The panel on the right collects results for covariates used in the decision rule are the score assigned to the applicant and the school rank. Type 1 refers to the function class Π_1 , Type 2 to the function class Π_2 and Type 3 to the function class Π_3 . Notice that the blue and green lines denote the Pareto frontier under fairness constraints, which are strictly dominated by the Pareto frontier in an unconstrained environment (red line). From the figure, we can observe that imposing fairness constraints may result in harmful allocations for both groups of individuals.

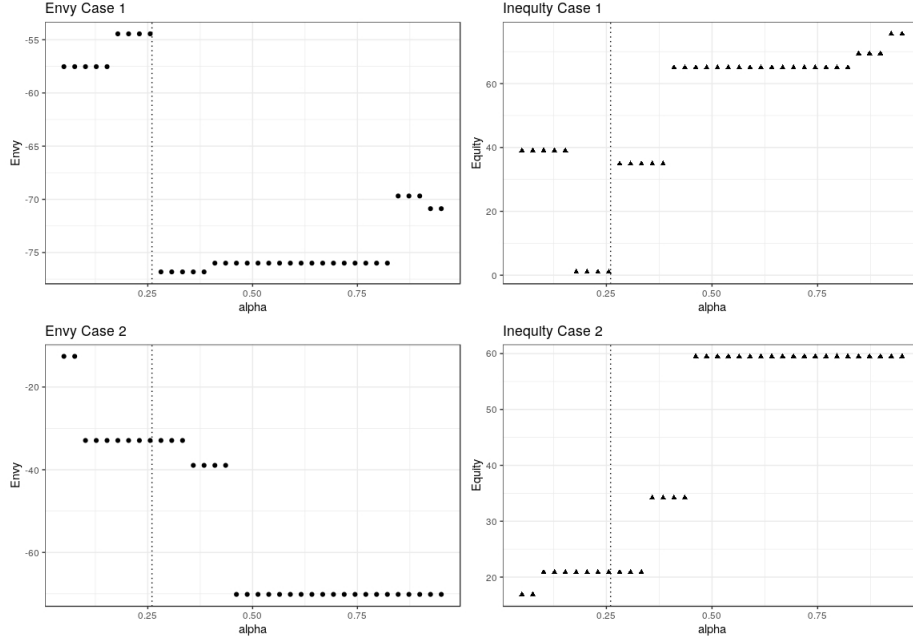


Figure 5: Envy (left-panels) and in-equity (right-panels) under Case 1 (top panels) and Case 2 (bottom panels). The x-axis corresponds to different importance weight assigned to the welfare of female students, and the y-axis reports the level of the unfairness of the procedure that maximizes the weighted combination of welfares of female and male students. Dotted lines denote the importance weight assigned to female students by the EWM method. Notice that the Pareto allocation corresponding to the lowest envy-freeness and the one corresponding to the lowest inequity assign different importance weights to female students. From the figure, we can observe that importance weights may have an a-priori unknown dependence with different notions of fairness adopted by the social planner.

Table 1: Panel at the top refers to the case where the covariates used in the decision rule are years of graduation, years of entrepreneurship, region of the start-up, the major, and the school rank. The panel at the bottom collects results for covariates used in the decision rule are the score assigned to the applicant and the school rank. Fair Envy refers to the Fair Targeting rule that minimizes envy-freeness unfairness; Fair Equity is the equity-based Fair Targeting method; EWM1, EWM2, EWM3 refers to the EWM method with function class being respectively Π_1, Π_2, Π_3 . The second column reports the welfare of female students and the third column the welfare of male students; the fourth column report a weighted combination of the two welfares. the last column reports the importance weight assigned by the method to the welfare of female students.

Case 1	Welf Fem	Welf Mal	Weighted Welfare	Weight
Fair Envy	0.376	0.272	0.312	0.384
Fair Equity	0.297	0.300	0.299	0.256
EWM 1	0.297	0.300	0.299	0.266
EWM 2	0.288	0.285	0.286	0.266
EWM 3	0.331	0.265	0.282	0.266

Case 2	Welf Fem	Welf Mal	Weighted Welfare	Weight
Fair Envy	0.372	0.195	0.281	0.487
Fair Equity	0.203	0.253	0.250	0.076
EWM 1	0.351	0.235	0.266	0.266
EWM 2	0.307	0.238	0.257	0.266
EWM 3	0.307	0.238	0.257	0.266

6 Conclusion

In this paper, we have introduced a novel method for estimating fair and optimal treatment allocation rules. We proposed a multi-objective decision problem, where the policymaker aims to select the least unfair policy, in the set of Pareto optimal allocations. We provided counterfactual definitions of fairness, which are justified from an envy-freeness perspective. We derive strong theoretical guarantees on the properties of the Pareto frontier and unfairness regret bounds of the proposed policy function.

We employ the Neyman-Rubin potential outcome framework, indexing potential outcomes, and covariates by the sensitive attribute. We assume that the sensitive attribute is independent of such potentials. Such an assumption may hold in many applications involving attributes such as age or gender, whereas it may fail in applications where the sensitive attribute is confounded by unobserved characteristics, as in the case of the race attribute. We leave for future research extensions of this work, which allow for weaker notions of exogeneity of the sensitive attribute, and the use of possible instruments in such settings.

From a theoretical perspective, the validity of the regret bound relies on the convergence rate of the proposed estimator in MSE, evaluated on covariates drawn from a different distribution for the training sample. Whereas examples are discussed, such notions open new questions on the theoretical guarantees of classical estimators, when used to predict on samples drawn from different distributions.

Finally, this paper sheds some light on the connection of *counterfactual* definitions of fairness and the statistical treatment allocation problem. A comprehensive discussion of such a connection in a decision-theoretical framework remains an open research question.

References

- Andrews, I., T. Kitagawa, and A. McCloskey (2019). Inference on winners. Technical report, National Bureau of Economic Research.
- Armstrong, T. and S. Shen (2015). Inference on optimal treatment assignments. *Available at SSRN 2592479*.
- Athey, S. and S. Wager (2017). Efficient policy learning. *arXiv preprint arXiv:1702.02896*.
- Balashankar, A., A. Lees, C. Welty, and L. Subramanian (2019). What is fair? exploring pareto-efficiency for fairness constrained classifiers. *arXiv preprint arXiv:1910.14120*.
- Bang, H. and J. M. Robins (2005). Doubly robust estimation in missing data and causal inference models. *Biometrics* 61(4), 962–973.
- Bertsimas, D. and J. Dunn (2017). Optimal classification trees. *Machine Learning* 106(7), 1039–1082.
- Bhattacharya, D. and P. Dupas (2012). Inferring welfare maximizing treatment assignment under budget constraints. *Journal of Econometrics* 167(1), 168–196.
- Boucheron, S., O. Bousquet, and G. Lugosi (2005). Theory of classification: A survey of some recent advances. *ESAIM: probability and statistics* 9, 323–375.
- Boucheron, S., G. Lugosi, and P. Massart (2013). *Concentration inequalities: A nonasymptotic theory of independence*. Oxford university press.
- Chen, L.-Y. and S. Lee (2018). Best subset binary prediction. *Journal of Econometrics* 206(1), 39–56.
- Chernozhukov, V., D. Chetverikov, K. Kato, et al. (2014). Gaussian approximation of suprema of empirical processes. *The Annals of Statistics* 42(4), 1564–1597.
- Chernozhukov, V., W. K. Newey, and J. Robins (2018). Double/de-biased machine learning using regularized riesz representers. Technical report, cemmap working paper.
- Chiang, H. D., K. Kato, Y. Ma, and Y. Sasaki (2019). Multiway cluster robust double/debiased machine learning. *arXiv preprint arXiv:1909.03489*.
- Chiappa, S. (2019). Path-specific counterfactual fairness. In *Proceedings of the AAAI Conference on Artificial Intelligence*, Volume 33, pp. 7801–7808.
- Chouldechova, A. (2017). Fair prediction with disparate impact: A study of bias in recidivism prediction instruments. *Big data* 5(2), 153–163.

- Corbett-Davies, S. and S. Goel (2018). The measure and mismeasure of fairness: A critical review of fair machine learning. *arXiv preprint arXiv:1808.00023*.
- Corbett-Davies, S., E. Pierson, A. Feller, S. Goel, and A. Huq (2017). Algorithmic decision making and the cost of fairness. In *Proceedings of the 23rd ACM SIGKDD International Conference on Knowledge Discovery and Data Mining*, pp. 797–806.
- Coston, A., A. Mishler, E. H. Kennedy, and A. Chouldechova (2020). Counterfactual risk assessments, evaluation, and fairness. In *Proceedings of the 2020 Conference on Fairness, Accountability, and Transparency*, pp. 582–593.
- Cowgill, B. and C. E. Tucker (2019). Economics, fairness and algorithmic bias. *preparation for: Journal of Economic Perspectives*.
- De Ree, J., K. Muralidharan, M. Pradhan, and H. Rogers (2017). *Double for nothing? experimental evidence on an unconditional teacher salary increase in indonesia*. The World Bank.
- Deb, K. (2014). Multi-objective optimization. In *Search methodologies*, pp. 403–449. Springer.
- Dehejia, R. H. (2005). Program evaluation as a decision problem. *Journal of Econometrics* 125(1-2), 141–173.
- Devroye, L., L. Györfi, and G. Lugosi (2013). *A probabilistic theory of pattern recognition*, Volume 31. Springer Science & Business Media.
- Donini, M., L. Oneto, S. Ben-David, J. S. Shawe-Taylor, and M. Pontil (2018). Empirical risk minimization under fairness constraints. In *Advances in Neural Information Processing Systems*, pp. 2791–2801.
- Dudik, M., J. Langford, and L. Li (2011). Doubly robust policy evaluation and learning. *arXiv preprint arXiv:1103.4601*.
- Dupas, P. (2014). Short-run subsidies and long-run adoption of new health products: Evidence from a field experiment. *Econometrica* 82(1), 197–228.
- Dwork, C., M. Hardt, T. Pitassi, O. Reingold, and R. Zemel (2012). Fairness through awareness. In *Proceedings of the 3rd innovations in theoretical computer science conference*, pp. 214–226.
- Egger, D., J. Haushofer, E. Miguel, P. Niehaus, and M. W. Walker (2019). General equilibrium effects of cash transfers: experimental evidence from kenya. Technical report, National Bureau of Economic Research.

- Elliott, G. and R. P. Lieli (2013). Predicting binary outcomes. *Journal of Econometrics* 174(1), 15–26.
- Fan, J. and I. Gijbels (1996). *Local polynomial modelling and its applications: monographs on statistics and applied probability* 66, Volume 66. CRC Press.
- Farrell, M. H. (2015). Robust inference on average treatment effects with possibly more covariates than observations. *Journal of Econometrics* 189(1), 1–23.
- Feldman, A. and A. Kirman (1974). Fairness and envy. *The American Economic Review*, 995–1005.
- Feldman, M., S. A. Friedler, J. Moeller, C. Scheidegger, and S. Venkatasubramanian (2015). Certifying and removing disparate impact. In *proceedings of the 21th ACM SIGKDD international conference on knowledge discovery and data mining*, pp. 259–268.
- Florios, K. and S. Skouras (2008). Exact computation of max weighted score estimators. *Journal of Econometrics* 146(1), 86–91.
- Foley, D. K. (1967). Resource allocation and the public sector.
- Fudenberg, D. and J. Tirole (1991). Game theory.
- Hahn, J. (1998). On the role of the propensity score in efficient semiparametric estimation of average treatment effects. *Econometrica*, 315–331.
- Hansen, B. E. (2008). Uniform convergence rates for kernel estimation with dependent data. *Econometric Theory* 24(3), 726–748.
- Hardt, M., E. Price, and N. Srebro (2016). Equality of opportunity in supervised learning. In *Advances in neural information processing systems*, pp. 3315–3323.
- Hirano, K. and J. R. Porter (2009). Asymptotics for statistical treatment rules. *Econometrica* 77(5), 1683–1701.
- Horvitz, D. G. and D. J. Thompson (1952). A generalization of sampling without replacement from a finite universe. *Journal of the American statistical Association* 47(260), 663–685.
- Hossain, S., A. Mladenovic, and N. Shah (2020). Designing fairly fair classifiers via economic fairness notions. In *Proceedings of The Web Conference 2020*, pp. 1559–1569.
- Imai, K., L. Keele, and D. Tingley (2010). A general approach to causal mediation analysis. *Psychological methods* 15(4), 309.
- Imbens, G. W. (2000). The role of the propensity score in estimating dose-response functions. *Biometrika* 87(3), 706–710.

- Imbens, G. W. (2004). Nonparametric estimation of average treatment effects under exogeneity: A review. *Review of Economics and statistics* 86(1), 4–29.
- Imbens, G. W. and D. B. Rubin (2015). *Causal inference in statistics, social, and biomedical sciences*. Cambridge University Press.
- Kallus, N. (2017). Recursive partitioning for personalization using observational data. In *Proceedings of the 34th International Conference on Machine Learning-Volume 70*, pp. 1789–1798. JMLR. org.
- Kasy, M. and R. Abebe (2020). Fairness, equality, and power in algorithmic decision making. *Working paper*.
- Kilbertus, N., M. R. Carulla, G. Parascandolo, M. Hardt, D. Janzing, and B. Schölkopf (2017). Avoiding discrimination through causal reasoning. In *Advances in Neural Information Processing Systems*, pp. 656–666.
- Kitagawa, T. and A. Tetenov (2018). Who should be treated? Empirical welfare maximization methods for treatment choice. *Econometrica* 86(2), 591–616.
- Kitagawa, T. and A. Tetenov (2019). Equality-minded treatment choice. *Journal of Business & Economic Statistics*, 1–14.
- Kleinberg, J., J. Ludwig, S. Mullainathan, and A. Rambachan (2018). Algorithmic fairness. In *Aea papers and proceedings*, Volume 108, pp. 22–27.
- Kleinberg, J., S. Mullainathan, and M. Raghavan (2016). Inherent trade-offs in the fair determination of risk scores. *arXiv preprint arXiv:1609.05807*.
- Kusner, M., C. Russell, J. Loftus, and R. Silva (2019). Making decisions that reduce discriminatory impacts. In *International Conference on Machine Learning*, pp. 3591–3600.
- Labe, E. B., D. J. Lizotte, M. Qian, W. E. Pelham, and S. A. Murphy (2014). Dynamic treatment regimes: Technical challenges and applications. *Electronic journal of statistics* 8(1), 1225.
- Liu, Y., G. Radanovic, C. Dimitrakakis, D. Mandal, and D. C. Parkes (2017). Calibrated fairness in bandits. *arXiv preprint arXiv:1707.01875*.
- Loh, W.-Y. (2011). Classification and regression trees. *Wiley Interdisciplinary Reviews: Data Mining and Knowledge Discovery* 1(1), 14–23.
- Lu, C., B. Schölkopf, and J. M. Hernández-Lobato (2018). Deconfounding reinforcement learning in observational settings. *arXiv preprint arXiv:1812.10576*.

- Luedtke, A. R. and M. J. Van Der Laan (2016). Statistical inference for the mean outcome under a possibly non-unique optimal treatment strategy. *Annals of statistics* 44(2), 713.
- Lyons, E. and L. Zhang (2017). The impact of entrepreneurship programs on minorities. *American Economic Review* 107(5), 303–07.
- Manski (2004). Statistical treatment rules for heterogeneous populations. *Econometrica* 72(4), 1221–1246.
- Manski, C. F. (1975). Maximum score estimation of the stochastic utility model of choice. *Journal of econometrics* 3(3), 205–228.
- Manski, C. F. and T. S. Thompson (1989). Estimation of best predictors of binary response. *Journal of Econometrics* 40(1), 97–123.
- Martinez, N., M. Bertran, and G. Sapiro (2019). Fairness with minimal harm: A pareto-optimal approach for healthcare. *arXiv preprint arXiv:1911.06935*.
- Mas-Colell, A., M. D. Whinston, J. R. Green, et al. (1995). *Microeconomic theory*, Volume 1. Oxford university press New York.
- Mbakop, E. and M. Tabord-Meehan (2016). Model selection for treatment choice: Penalized welfare maximization. *arXiv preprint arXiv:1609.03167*.
- Mitchell, S., E. Potash, S. Barocas, A. D’Amour, and K. Lum (2018). Prediction-based decisions and fairness: A catalogue of choices, assumptions, and definitions. *arXiv preprint arXiv:1811.07867*.
- Muralidharan, K., A. Singh, and A. J. Ganimian (2019). Disrupting education? experimental evidence on technology-aided instruction in india. *American Economic Review* 109(4), 1426–60.
- Murphy, S. A. (2003). Optimal dynamic treatment regimes. *Journal of the Royal Statistical Society: Series B (Statistical Methodology)* 65(2), 331–355.
- Nabi, R., D. Malinsky, and I. Shpitser (2019). Learning optimal fair policies. *Proceedings of machine learning research* 97, 4674.
- Nabi, R. and I. Shpitser (2018). Fair inference on outcomes. In *Thirty-Second AAAI Conference on Artificial Intelligence*.
- Negishi, T. (1960). Welfare economics and existence of an equilibrium for a competitive economy. *Metroeconomica* 12(2-3), 92–97.
- Newey, W. K. (1990). Semiparametric efficiency bounds. *Journal of applied econometrics* 5(2), 99–135.

- Newey, W. K. (1994). The asymptotic variance of semiparametric estimators. *Econometrica: Journal of the Econometric Society*, 1349–1382.
- Nie, X., E. Brunskill, and S. Wager (2019). Learning when-to-treat policies. *arXiv preprint arXiv:1905.09751*.
- Noghin, V. D. (2006). An axiomatization of the generalized edgeworth–pareto principle in terms of choice functions. *Mathematical Social Sciences* 52(2), 210–216.
- Pearl, J. (2009). *Causality*. Cambridge university press.
- Qian, M. and S. A. Murphy (2011). Performance guarantees for individualized treatment rules. *Annals of statistics* 39(2), 1180.
- Rai, Y. (2018). Statistical inference for treatment assignment policies. *Unpublished Manuscript*.
- Rambachan, A., J. Kleinberg, J. Ludwig, and S. Mullainathan (2020). An economic approach to regulating algorithms.
- Rambachan, A. and J. Roth (2019). Bias in, bias out? evaluating the folk wisdom. *arXiv preprint arXiv:1909.08518*.
- Robins, J. M. and A. Rotnitzky (1995). Semiparametric efficiency in multivariate regression models with missing data. *Journal of the American Statistical Association* 90(429), 122–129.
- Robins, J. M., A. Rotnitzky, and L. P. Zhao (1994). Estimation of regression coefficients when some regressors are not always observed. *Journal of the American statistical Association* 89(427), 846–866.
- Rubin, D. B. (1990). Formal mode of statistical inference for causal effects. *Journal of statistical planning and inference* 25(3), 279–292.
- Schick, A. (1986). On asymptotically efficient estimation in semiparametric models. *The Annals of Statistics*, 1139–1151.
- Stoye, J. (2012). Minimax regret treatment choice with covariates or with limited validity of experiments. *Journal of Econometrics* 166(1), 138–156.
- Tetenov, A. (2012). Statistical treatment choice based on asymmetric minimax regret criteria. *Journal of Econometrics* 166(1), 157–165.
- Ustun, B., Y. Liu, and D. Parkes (2019). Fairness without harm: Decoupled classifiers with preference guarantees. In *International Conference on Machine Learning*, pp. 6373–6382.

- Van Der Vaart, A. W. and J. A. Wellner (1996). Weak convergence. In *Weak convergence and empirical processes*, pp. 16–28. Springer.
- Varian, H. R. (1976). Two problems in the theory of fairness. *Journal of Public Economics* 5(3-4), 249–260.
- Viviano, D. (2019). Policy targeting under network interference. *arXiv preprint arXiv:1906.10258*.
- Wainwright, M. J. (2019). *High-dimensional statistics: A non-asymptotic viewpoint*, Volume 48. Cambridge University Press.
- Wolsey, L. A. and G. L. Nemhauser (1999). *Integer and combinatorial optimization*, Volume 55. John Wiley & Sons.
- Xiao, L., Z. Min, Z. Yongfeng, G. Zhaoquan, L. Yiqun, and M. Shaoping (2017). Fairness-aware group recommendation with pareto-efficiency. In *Proceedings of the Eleventh ACM Conference on Recommender Systems*, pp. 107–115.
- Zemel, R., Y. Wu, K. Swersky, T. Pitassi, and C. Dwork (2013). Learning fair representations. In *International Conference on Machine Learning*, pp. 325–333.
- Zhang, B., A. A. Tsiatis, E. B. Laber, and M. Davidian (2012). A robust method for estimating optimal treatment regimes. *Biometrics* 68(4), 1010–1018.
- Zhou, X., N. Mayer-Hamblett, U. Khan, and M. R. Kosorok (2017). Residual weighted learning for estimating individualized treatment rules. *Journal of the American Statistical Association* 112(517), 169–187.
- Zhou, Z., S. Athey, and S. Wager (2018). Offline multi-action policy learning: Generalization and optimization. *arXiv preprint arXiv:1810.04778*.

A Proofs

A.1 Auxiliary Lemmas

Lemma A.1. Under Assumption 2.1, 2.2 for any sensitive attribute $s \in \{0, 1\}$

$$W_s(\pi) = \mathbb{E} \left[\frac{1\{S_i = s\}}{p_s} \frac{Y_i D_i}{e(X_i, s)} \pi(X_i, s) + \frac{1\{S_i = s\}}{p_s} \frac{Y_i(1 - D_i)}{1 - e(X_i, s)} (1 - \pi(X_i, s)) \right]. \quad (33)$$

Proof of Lemma A.1. Assumption 2.2 guarantees existence of the expectation. By the law of iterated expectations and Equation (2), we obtain:

$$\begin{aligned} & \mathbb{E} \left[\frac{1\{S_i = s\}}{p_s} \left(\frac{Y_i D_i}{e(X_i, s)} - \frac{Y_i(1 - D_i)}{1 - e(X_i, s)} \right) \pi(X_i, s) \right] \\ &= \mathbb{E} \left[\frac{1\{S_i = s\}}{p_s} \mathbb{E} \left[\frac{Y_i(1, s) D_i}{e(X_i, s)} - \frac{Y_i(0, s)(1 - D_i)}{1 - e(X_i, s)} \middle| S_i = s, X_i \right] \pi(X_i, s) \right]. \end{aligned} \quad (34)$$

By the first condition in Assumption 2.1, we have

$$\mathbb{E} \left[\frac{Y_i(1, s) D_i}{e(X_i, s)} - \frac{Y_i(0, s)(1 - D_i)}{1 - e(X_i, s)} \middle| S_i = s, X_i \right] = \mathbb{E} [Y_i(1, s) - Y_i(0, s) \middle| S_i = s, X_i]. \quad (35)$$

Observe now that

$$\mathbb{E} [Y_i(1, s) - Y_i(0, s) \middle| S_i = s, X_i] = \mathbb{E} [Y_i(1, s) - Y_i(0, s) \middle| X_i(s)]. \quad (36)$$

Therefore, we can write by consistency of potential covariates

$$\begin{aligned} & \mathbb{E} \left[\frac{1\{S_i = s\}}{p_s} \mathbb{E} [Y_i(1, s) - Y_i(0, s) \middle| S_i = s, X_i] \pi(X_i(s), s) \right] \\ &= \mathbb{E} \left[\frac{1\{S_i = s\}}{p_s} \mathbb{E} [Y_i(1, s) - Y_i(0, s) \middle| X_i(s)] \pi(X_i(s), s) \right]. \end{aligned} \quad (37)$$

Under Condition (B):

$$\begin{aligned} & \mathbb{E} \left[\frac{1\{S_i = s\}}{p_s} \mathbb{E} [Y_i(1, s) - Y_i(0, s) \middle| X_i(s)] \pi(X_i(s), s) \right] \\ &= \mathbb{E} \left[\frac{1\{S_i = s\}}{p_s} \right] \times \mathbb{E} \left[\mathbb{E} [Y_i(1, s) - Y_i(0, s) \middle| X_i(s)] \pi(X_i(s), s) \right] \\ &= \mathbb{E} \left[(Y_i(1, s) - Y_i(0, s)) \pi(X_i(s), s) \right]. \end{aligned} \quad (38)$$

Finally, observe that using similar arguments

$$\mathbb{E} \left[\frac{1\{S_i = s\}}{p_s} \frac{Y_i(1 - D_i)}{1 - e(X_i, s)} \right] = \mathbb{E} [Y_i(0, s)]$$

which concludes the proof. \square

Lemma A.2. Let $W_{s,n} = \frac{1}{n} \sum_{i=1}^n \Gamma_{1,s,i} \pi(X_i, s) + \Gamma_{0,s,i} (1 - \pi(X_i, s))$, where $\Gamma_{d,s,i}$ is defined as in Equation (12). Let Assumptions 2.1, 2.2, 4.1 hold. Then with probability at least $1 - \gamma$,

$$\sup_{\alpha \in (0,1)} \sup_{\pi \in \Pi} \left| \alpha W_0(\pi) + (1 - \alpha) W_1(\pi) - \alpha W_{0,n}(\pi) + (1 - \alpha) W_{1,n}(\pi) \right| \leq \bar{C} \frac{M}{\delta^2} \sqrt{v/n} + \frac{\bar{C} M}{\delta^2} \sqrt{\log(2/\gamma)/n} \quad (39)$$

for a universal constant $\bar{C} < \infty$. Similarly,

$$\mathbb{E} \left[\sup_{\alpha \in (0,1)} \sup_{\pi \in \Pi} \left| \alpha W_0(\pi) + (1 - \alpha) W_1(\pi) - \alpha W_{0,n}(\pi) + (1 - \alpha) W_{1,n}(\pi) \right| \right] \leq \bar{C} \frac{M}{\delta^2} \sqrt{v/n}. \quad (40)$$

Proof of Lemma A.2. Throughout the proof we refer to $\bar{C} < \infty$ as a universal constant. Observe first that under Assumption 2.2 and Assumption 4.1, we have

$$\sup_{\alpha \in (0,1)} \sup_{\pi \in \Pi} \left| \alpha W_0(\pi) + (1 - \alpha) W_1(\pi) - \alpha W_{0,n}(\pi) + (1 - \alpha) W_{1,n}(\pi) \right|, \quad (41)$$

satisfies the bounded difference assumption (Boucheron et al., 2013) with constant $\frac{2M}{\delta^2 n}$. See for instance Boucheron et al. (2005). By the bounded difference inequality, with probability at least $1 - \gamma$,

$$\begin{aligned} & \sup_{\alpha \in (0,1)} \sup_{\pi \in \Pi} \left| \alpha W_0(\pi) + (1 - \alpha) W_1(\pi) - \alpha W_{0,n}(\pi) + (1 - \alpha) W_{1,n}(\pi) \right| \\ & \leq \mathbb{E} \left[\sup_{\alpha \in (0,1)} \sup_{\pi \in \Pi} \left| \alpha W_0(\pi) + (1 - \alpha) W_1(\pi) - \alpha W_{0,n}(\pi) + (1 - \alpha) W_{1,n}(\pi) \right| \right] + \bar{C} \frac{M}{\delta^2} \sqrt{\log(2/\gamma)/n}. \end{aligned} \quad (42)$$

We now move to bound the expectation in the right-hand side of Equation (42). Under Assumption 2.1, we obtain by Lemma A.1 and trivial rearrangements, that

$$\mathbb{E} \left[\alpha W_0(\pi) + (1 - \alpha) W_1(\pi) - \alpha W_{0,n}(\pi) + (1 - \alpha) W_{1,n}(\pi) \right] = 0. \quad (43)$$

Using the symmetrization argument (Van Der Vaart and Wellner, 1996), we can now bound the above supremum with the Radamacher complexity of the function class of interest (e.g., Athey and Wager (2017), Viviano (2019)), which combined with the triangle

inequality reads as follows:

$$\begin{aligned}
& \mathbb{E} \left[\sup_{\alpha \in (0,1)} \sup_{\pi \in \Pi} \left| \alpha W_0(\pi) + (1-\alpha)W_1(\pi) - \alpha W_{0,n}(\pi) + (1-\alpha)W_{1,n}(\pi) \right| \right] \\
& \leq \mathbb{E} \left[\sup_{\alpha \in (0,1)} \sup_{\pi \in \Pi} \left| \alpha W_0(\pi) - \alpha W_{0,n}(\pi) \right| \right] + \mathbb{E} \left[\sup_{\alpha \in (0,1)} \sup_{\pi \in \Pi} \left| (1-\alpha)W_1(\pi) - (1-\alpha)W_{1,n}(\pi) \right| \right] \\
& \leq \mathbb{E} \left[\sup_{\pi \in \Pi} \left| W_0(\pi) - W_{0,n}(\pi) \right| \right] + \mathbb{E} \left[\sup_{\pi \in \Pi} \left| W_1(\pi) - W_{1,n}(\pi) \right| \right] \\
& \leq \mathbb{E} \left[\sup_{\pi \in \Pi} \left| \frac{1}{n} \sum_{i=1}^n \sigma_i \pi(X_i(1), 1) \Gamma_{1,1,i} \right| \right] + \mathbb{E} \left[\sup_{\pi \in \Pi} \left| \frac{1}{n} \sum_{i=1}^n \sigma_i (1 - \pi(X_i(1), 1)) \Gamma_{0,1,i} \right| \right] \\
& + \mathbb{E} \left[\sup_{\pi \in \Pi} \left| \frac{1}{n} \sum_{i=1}^n \sigma_i \pi(X_i(0), 0) \Gamma_{1,0,i} \right| \right] + \mathbb{E} \left[\sup_{\pi \in \Pi} \left| \frac{1}{n} \sum_{i=1}^n \sigma_i (1 - \pi(X_i(0), 0)) \Gamma_{0,0,i} \right| \right],
\end{aligned} \tag{44}$$

where here σ_i are independent Radamacher random variables. We can study each component of the above expression separately. By the Dudley's entropy integral bound, since the VC-dimension of the function class Π is bounded by Assumption 4.1, and since each $\Gamma_{d,s}$, is bounded, we obtain (see for instance [Wainwright \(2019\)](#)), under Assumption 4.1 (A) and (B), with trivial rearrangement

$$\mathbb{E} \left[\sup_{\pi \in \Pi} \left| \frac{1}{n} \sum_{i=1}^n \sigma_i \pi(X_i(s), s) \Gamma_{d,s,i} \right| \right] \leq \frac{M\bar{C}}{\delta^2} \sqrt{v/n}. \tag{45}$$

for each d, s . Observe now that the VC-dimension of π equals the VC dimension of $1 - \pi$ ([Devroye et al., 2013](#)). This completes the proof. \square

Lemma A.3. *Let Assumptions 2.1, 2.2, 4.1, 4.2 hold. Then with probability at least $1 - \gamma$, and $n > H$,*

$$\sup_{\alpha \in (0,1)} \sup_{\pi \in \Pi} \left| \alpha W_0(\pi) + (1-\alpha)W_1(\pi) - \alpha \hat{W}_0(\pi) + (1-\alpha)\hat{W}_1(\pi) \right| \leq \bar{C} \frac{M}{\delta^2} \sqrt{v/n} + \frac{\bar{C}M}{\delta^2} \sqrt{\log(2/\gamma)/n} \tag{46}$$

for a universal constant $\bar{C} < \infty$.

Proof of Lemma A.3. First observe that we can bound the above expression as

$$\begin{aligned}
& \sup_{\alpha \in (0,1)} \sup_{\pi \in \Pi} \left| \alpha W_0(\pi) + (1-\alpha)W_1(\pi) - \alpha \hat{W}_0(\pi) + (1-\alpha)\hat{W}_1(\pi) \right| \leq \\
& \sup_{\alpha \in (0,1)} \sup_{\pi \in \Pi} \underbrace{\left| \alpha W_0(\pi) + (1-\alpha)W_1(\pi) - \alpha W_{0,n}(\pi) + (1-\alpha)W_{1,n}(\pi) \right|}_{(I)} \\
& + \sup_{\alpha \in (0,1)} \sup_{\pi \in \Pi} \underbrace{\left| \alpha W_{0,n}(\pi) + (1-\alpha)W_{1,n}(\pi) - \alpha \hat{W}_0(\pi) + (1-\alpha)\hat{W}_1(\pi) \right|}_{(II)}. \tag{47}
\end{aligned}$$

Here $W_{s,n}$ is as defined in Lemma A.2. The term (I) is bounded as in Lemma A.2. Therefore, we are only left to discuss (II).

Using the triangular inequality, we only need to bound

$$\sup_{\pi \in \Pi} \left| W_{0,n}(\pi) - \hat{W}_{0,n}(\pi) \right| + \sup_{\pi \in \Pi} \left| W_{1,n}(\pi) - \hat{W}_{1,n}(\pi) \right|. \tag{48}$$

We bound the first term while the second term follows similarly. We write

$$\begin{aligned}
& \sup_{\pi \in \Pi} \left| W_{s,n}(\pi) - \hat{W}_s(\pi) \right| \\
& \leq \left| \frac{1}{n} \sum_{i=1}^n \frac{1\{S_i = s\}}{p_s} \frac{D_i(Y_i - m_{1,s}(X_i))}{e(X_i, s)} \pi(X_i, s) + m_{1,s}(X_i) \pi(X_i, s) \right. \\
& \quad \left. - \frac{1}{n} \sum_{i=1}^n \frac{1\{S_i = s\}}{\hat{p}_s} \frac{D_i(Y_i - \hat{m}_{1,s}(X_i))}{\hat{e}(X_i, s)} \pi(X_i, s) - \hat{m}_{1,s}(X_i) \pi(X_i, s) \right| \\
& \quad + \left| \frac{1}{n} \sum_{i=1}^n \frac{1\{S_i = s\}}{p_s} \frac{(1 - D_i)(Y_i - m_{0,s}(X_i))}{1 - e(X_i, s)} (1 - \pi(X_i, s)) + m_{0,s}(X_i) (1 - \pi(X_i, s)) \right. \\
& \quad \left. - \frac{1}{n} \sum_{i=1}^n \frac{1\{S_i = s\}}{\hat{p}_s} \frac{(1 - D_i)(Y_i - \hat{m}_{s,0}(X_i))}{1 - \hat{e}(X_i, s)} (1 - \pi(X_i, s)) - \hat{m}_{s,0}(X_i) (1 - \pi(X_i, s)) \right|. \tag{49}
\end{aligned}$$

We discuss the first component while the second follows similarly.

With trivial re-arrangement, using the triangular inequality, we obtain that the following holds

$$\begin{aligned}
& \left| \frac{1}{n} \sum_{i=1}^n \frac{1\{S_i = s\}}{p_s} \frac{D_i(Y_i - m_{1,s}(X_i))}{e(X_i, s)} \pi(X_i, s) + m_{1,s}(X_i) \pi(X_i, s) \right. \\
& \quad \left. - \frac{1}{n} \sum_{i=1}^n \frac{1\{S_i = s\}}{\hat{p}_s} \frac{D_i(Y_i - \hat{m}_{1,s}(X_i))}{\hat{e}(X_i, s)} \pi(X_i, s) - \hat{m}_{1,s}(X_i) \pi(X_i, s) \right| \\
& \leq \underbrace{\sup_{\pi \in \Pi} \left| \frac{1}{n} \sum_{i=1}^n 1\{S_i = s\} D_i(Y_i - m_{1,s}(X_i)) \left(\frac{1}{p_s e(X_i, s)} - \frac{1}{\hat{p}_s \hat{e}(X_i, s)} \right) \pi(X_i, s) \right|}_{(i)} \quad (50) \\
& \quad + \underbrace{\sup_{\pi \in \Pi} \left| \frac{1}{n} \sum_{i=1}^n \left(\frac{1\{S_i = s\} D_i}{\hat{p}_s \hat{e}(X_i, s)} - 1 \right) (m_{1,s}(X_i) - \hat{m}_{1,s}(X_i)) \pi(X_i, s) \right|}_{(ii)}.
\end{aligned}$$

We study (i) and (ii) separately. We start from (i). Recall, that by cross fitting $\hat{e}(X_i, s) = \hat{e}^{-k(i)}(X_i, s)$, where $k(i)$ is the fold containing unit i . Therefore, observe that given the K folds for cross-fitting, we have

$$\begin{aligned}
& \left| \frac{1}{n} \sum_{i=1}^n 1\{S_i = s\} D_i(Y_i - m_{1,s}(X_i)) \left(\frac{1}{p_s e(X_i, s)} - \frac{1}{\hat{p}_s \hat{e}(X_i, s)} \right) \pi(X_i, s) \right| \\
& \leq \sum_{k \in \{1, \dots, K\}} \left| \frac{1}{n} \sum_{i \in \mathcal{I}_k} 1\{S_i = s\} D_i(Y_i - m_{1,s}(X_i)) \left(\frac{1}{p_s e(X_i, s)} - \frac{1}{\hat{p}_s^{(-k)} \hat{e}^{(-k)}(X_i, s)} \right) \pi(X_i, s) \right|. \quad (51)
\end{aligned}$$

In addition, we have that

$$\begin{aligned}
& \mathbb{E} \left[\sum_{i \in \mathcal{I}_k} 1\{S_i = s\} D_i(Y_i - m_{1,s}(X_i)) \left(\frac{1}{p_s e(X_i, s)} - \frac{1}{\hat{p}_s^{(-k)} \hat{e}^{(-k)}(X_i, s)} \right) \pi(X_i, s) \right] \\
& = \mathbb{E} \left[\mathbb{E} \left[\sum_{i \in \mathcal{I}_k} 1\{S_i = s\} D_i(Y_i - m_{1,s}(X_i)) \left(\frac{1}{p_s e(X_i, s)} - \frac{1}{\hat{p}_s^{(-k)} \hat{e}^{(-k)}(X_i, s)} \right) \pi(X_i, s) \middle| \hat{p}^{(-k)}, \hat{e}^{(-k)} \right] \right] = 0, \quad (52)
\end{aligned}$$

by cross-fitting. By Assumption 4.2, we know that for $n > H$,

$$\sup_{x \in \mathcal{X}, s \in \mathcal{S}} \left| \frac{1}{p_s e(x, s)} - \frac{1}{\hat{p}_s^{(-k)} \hat{e}^{(-k)}(x, s)} \right| \leq 2/\delta^2 \quad (53)$$

and therefore each summand in Equation (51) is bounded by a finite constant $2/\delta^2$. We now obtain, that for $n > H$, using the symmetrization argument (Van Der Vaart and

Wellner, 1996), and the Dudley's entropy integral (Wainwright, 2019)

$$\mathbb{E} \left[\sup_{\pi \in \Pi} \left| \frac{1}{n} \sum_{i \in \mathcal{I}_k} 1\{S_i = s\} D_i(Y_i - m_{1,s}(X_i)) \left(\frac{1}{p_s e(X_i, s)} - \frac{1}{\hat{p}_s^{(-k)} \hat{e}^{(-k)}(X_i, s)} \right) \pi(X_i, s) \right| \middle| \hat{p}^{(-k)}, \hat{e}^{(-k)} \right] \lesssim \frac{M}{\delta^2} \sqrt{v/n}. \quad (54)$$

In addition, by the bounded difference inequality (Boucheron et al., 2005), we obtain that for $n > H$, with probability at least $1 - \gamma$, for a universal constant $c < \infty$

$$\begin{aligned} & \sup_{\pi \in \Pi} \left| \frac{1}{n} \sum_{i \in \mathcal{I}_k} 1\{S_i = s\} D_i(Y_i - m_{1,s}(X_i)) \left(\frac{1}{p_s e(X_i, s)} - \frac{1}{\hat{p}_s^{(-k)} \hat{e}^{(-k)}(X_i, s)} \right) \pi(X_i, s) \right| \leq \\ & \mathbb{E} \left[\sup_{\pi \in \Pi} \left| \frac{1}{n} \sum_{i \in \mathcal{I}_k} 1\{S_i = s\} D_i(Y_i - m_{1,s}(X_i)) \left(\frac{1}{p_s e(X_i, s)} - \frac{1}{\hat{p}_s^{(-k)} \hat{e}^{(-k)}(X_i, s)} \right) \pi(X_i, s) \right| \middle| \hat{p}^{(-k)}, \hat{e}^{(-k)} \right] \\ & + c \frac{M}{\delta^2} \sqrt{\frac{\log(2/\gamma)}{n}}. \end{aligned} \quad (55)$$

We now consider the term (ii). Observe that we can write

$$\begin{aligned} (ii) & \leq \underbrace{\sup_{\pi \in \Pi} \left| \frac{1}{n} \sum_{i=1}^n \left(\frac{D_i 1\{S_i = s\}}{\hat{p}_s \hat{e}(X_i, s)} - \frac{D_i 1\{S_i = s\}}{p_s e(X_i, s)} \right) (m_{1,s}(X_i) - \hat{m}_{1,s}(X_i)) \pi(X_i, s) \right|}_{(j)} \\ & + \underbrace{\sup_{\pi \in \Pi} \left| \frac{1}{n} \sum_{i=1}^n \left(\frac{D_i 1\{S_i = s\}}{p_s e(X_i, s)} - 1 \right) (m_{1,s}(X_i) - \hat{m}_{1,s}(X_i)) \pi(X_i, s) \right|}_{(jj)}. \end{aligned} \quad (56)$$

We consider each term separately. Consider (jj) first. Using the cross-fitting argument we obtain

$$\begin{aligned} & \sup_{\pi \in \Pi} \left| \frac{1}{n} \sum_{i=1}^n \left(\frac{D_i 1\{S_i = s\}}{p_s e(X_i, s)} - 1 \right) (m_{1,s}(X_i) - \hat{m}_{1,s}(X_i)) \pi(X_i, s) \right| \\ & \leq \sum_{k \in \{1, \dots, K\}} \sup_{\pi \in \Pi} \left| \frac{1}{n} \sum_{i \in \mathcal{I}_k} \left(\frac{D_i 1\{S_i = s\}}{p_s e(X_i, s)} - 1 \right) (m_{1,s}(X_i) - \hat{m}_{1,s}^{(-k)}(X_i)) \pi(X_i, s) \right|. \end{aligned} \quad (57)$$

Observe now that

$$\mathbb{E} \left[\left(\frac{D_i 1\{S_i = s\}}{p_s e(X_i, s)} - 1 \right) (m_{1,s}(X_i) - \hat{m}_{1,s}^{(-k)}(X_i)) \pi(X_i, s) \middle| \hat{m}_{1,s}^{(-k)} \right] = 0. \quad (58)$$

Therefore, following the same argument discussed before, we obtain that for $n > H$ being large enough, with probability at least $1 - \gamma$

$$\sup_{\pi \in \Pi} \left| \frac{1}{n} \sum_{i \in \mathcal{I}_k} \left(\frac{D_i 1\{S_i = s\}}{p_s e(X_i, s)} - 1 \right) (m_{1,s}(X_i) - \hat{m}_{1,s}^{(-k)}(X_i)) \pi(X_i, s) \right| \lesssim \frac{M}{\delta^2} \sqrt{\frac{v}{n}} + \frac{M}{\delta^2} \sqrt{\frac{\log(1/\gamma)}{n}}. \quad (59)$$

We are now left to bound (j). We obtain that

$$(j) \leq \sqrt{\frac{1}{n} \sum_{i=1}^n \left(\frac{1}{\hat{p}_s \hat{e}(X_i, s)} - \frac{1}{p_s e(X_i, s)} \right)^2} \sqrt{\frac{1}{n} \sum_{i=1}^n (m_{1,s}(X_i) - \hat{m}_{1,s}(X_i))^2}. \quad (60)$$

Such a bound does not depend on π . Observe now that we can write

$$\begin{aligned} & \sqrt{\frac{1}{n} \sum_{i=1}^n \left(\frac{1}{\hat{p}_s \hat{e}(X_i, s)} - \frac{1}{p_s e(X_i, s)} \right)^2} \sqrt{\frac{1}{n} \sum_{i=1}^n (m_{1,s}(X_i) - \hat{m}_{1,s}(X_i))^2} \\ &= \sqrt{\sum_{k \in \{1, \dots, K\}} \frac{1}{n} \sum_{i \in \mathcal{I}_k} \left(\frac{1}{\hat{p}_s^{(-k)} \hat{e}^{(-k)}(X_i, s)} - \frac{1}{p_s e(X_i, s)} \right)^2} \sqrt{\sum_{k \in \{1, \dots, K\}} \frac{1}{n} \sum_{i \in \mathcal{I}_k} (m_{1,s}(X_i) - \hat{m}_{1,s}^{(-k)}(X_i))^2}. \end{aligned} \quad (61)$$

By the bounded difference inequality, and the union bound, we obtain that the following holds:

$$\begin{aligned} & \sqrt{\sum_{k \in \{1, \dots, K\}} \frac{1}{n} \sum_{i \in \mathcal{I}_k} \left(\frac{1}{\hat{p}_s^{(-k)} \hat{e}^{(-k)}(X_i, s)} - \frac{1}{p_s e(X_i, s)} \right)^2} \sqrt{\sum_{k \in \{1, \dots, K\}} \frac{1}{n} \sum_{i \in \mathcal{I}_k} (m_{1,s}(X_i) - \hat{m}_{1,s}^{(-k)}(X_i))^2} \\ & \leq K \sqrt{\mathbb{E} \left[\left(\frac{1}{\hat{p}_s \hat{e}(X_i, s)} - \frac{1}{p_s e(X_i, s)} \right)^2 \right]} \sqrt{\mathbb{E} \left[(m_{1,s}(X_i) - \hat{m}_{1,s}(X_i))^2 \right]} \\ & + 2 \sqrt[4]{\log(2K/\gamma)/n} \sqrt{\mathbb{E} \left[\left(\frac{1}{\hat{p}_s \hat{e}(X_i, s)} - \frac{1}{p_s e(X_i, s)} \right)^2 \right]} + 2 \sqrt[4]{\log(2K/\gamma)/n} \sqrt{\mathbb{E} \left[(m_{1,s}(X_i) - \hat{m}_{1,s}(X_i))^2 \right]} \\ & + 2 \sqrt{\log(2K/\gamma)/n}, \end{aligned} \quad (62)$$

with probability at least $1 - \gamma$. Under Assumption 4.2 and the union bound, the result completes. \square

Lemma A.4. *Under Assumption 2.1, 2.2, 4.1, 4.2, 4.4, the following holds: with probability at least $1 - \gamma$, for $n \geq H$,*

$$\sup_{\pi \in \Pi} \left| \mathcal{A}(s, s'; \pi) - \mathcal{A}_n(s, s'; \pi) \right| \leq \frac{cM}{\delta^2} \sqrt{\frac{v \log(1/\gamma)}{n}} + \frac{c}{\delta} n^{-\eta} \quad (63)$$

for a universal constant $c < \infty$.

Proof of Lemma A.4. We consider the case where $s' \neq s$, whereas $s' = s$ follows trivially. Observe that we can write

$$\begin{aligned}
& \sup_{\pi \in \Pi} \left| \mathcal{A}(s, s'; \pi) - \mathcal{A}_n(s, s'; \pi) \right| \leq \\
& \underbrace{\sup_{\pi \in \Pi} \left| \mathbb{E}_{X(s)} \left[V_{\pi(X(s), s)}(X(s), s') \right] - \frac{1}{n} \sum_{i=1}^n \left(\frac{1\{S_i = s\}}{\hat{p}_s} \hat{m}_{1,s'}(X_i) \pi(X_i, s) + \frac{1\{S_i = s\}}{\hat{p}_s} \hat{m}_{0,s'}(X_i) (1 - \pi(X_i, s)) \right) \right|}_{(A)} \\
& + \underbrace{\sup_{\pi \in \Pi} |\hat{W}_{s'}(\pi) - W_{s'}(\pi)|}_{(B)}.
\end{aligned} \tag{64}$$

The term (A) is bounded as discussed in Lemma A.3. Therefore, we are only left to discuss bounds on (B). To derive bounds in such a scenario, we first observe that we can write

$$\begin{aligned}
& \sup_{\pi \in \Pi} \left| \mathbb{E}_{X(s)} \left[V_{\pi(X(s), s)}(X(s), s') \right] - \frac{1}{n} \sum_{i=1}^n \left(\frac{1\{S_i = s\}}{\hat{p}_s} \hat{m}_{1,s'}(X_i) \pi(X_i, s) + \frac{1\{S_i = s\}}{\hat{p}_s} \hat{m}_{0,s'}(X_i) (1 - \pi(X_i, s)) \right) \right| \\
& \leq \underbrace{\sup_{\pi \in \Pi} \left| \frac{1}{n} \sum_{i=1}^n \frac{1\{S_i = s\}}{p_s} m_{1,s'}(X_i) \pi(X_i, s) - \mathbb{E} \left[\frac{1\{S_i = s\}}{p_s} m_{1,s'}(X_i) \pi(X_i, s) \right] \right|}_{(I)} \\
& + \underbrace{\sup_{\pi \in \Pi} \left| \frac{1}{n} \sum_{i=1}^n \frac{1\{S_i = s\}}{p_s} m_{0,s'}(X_i) (1 - \pi(X_i, s)) - \mathbb{E} \left[\frac{1\{S_i = s\}}{p_s} m_{0,s'}(X_i) (1 - \pi(X_i, s)) \right] \right|}_{(II)} \\
& + \underbrace{\sup_{\pi \in \Pi} \left| \frac{1}{n} \sum_{i=1}^n \left(\frac{1\{S_i = s\}}{\hat{p}_s} \hat{m}_{1,s'}(X_i) - \frac{1\{S_i = s\}}{p_s} m_{1,s'}(X_i) \right) \pi(X_i, s) \right|}_{(III)} \\
& + \underbrace{\sup_{\pi \in \Pi} \left| \frac{1}{n} \sum_{i=1}^n \left(\frac{1\{S_i = s\}}{\hat{p}_s} \hat{m}_{0,s'}(X_i) - \frac{1\{S_i = s\}}{p_s} m_{0,s'}(X_i) \right) (1 - \pi(X_i, s)) \right|}_{(IV)}.
\end{aligned}$$

We discuss (I) and (III), whereas (II) and (IV) follow similarly. Observe first that by Assumption 4.1 and the bounded difference inequality, with probability $1 - \gamma$,

$$\begin{aligned}
& \sup_{\pi \in \Pi} \left| \frac{1}{n} \sum_{i=1}^n \frac{1\{S_i = s\}}{p_s} m_{1,s'}(X_i) \pi(X_i, s) - \mathbb{E} \left[\frac{1\{S_i = s\}}{p_s} m_{1,s'}(X_i) \pi(X_i, s) \right] \right| \\
& \leq \mathbb{E} \left[\sup_{\pi \in \Pi} \left| \frac{1}{n} \sum_{i=1}^n \frac{1\{S_i = s\}}{p_s} m_{1,s'}(X_i) \pi(X_i, s) - \mathbb{E} \left[\frac{1\{S_i = s\}}{p_s} m_{1,s'}(X_i) \pi(X_i, s) \right] \right| \right] + \bar{C} \frac{M}{\delta} \sqrt{\log(2/\gamma)/n}
\end{aligned}$$

for a constant $\bar{C} < \infty$. Using the symmetrization argument (Van Der Vaart and Wellner, 1996), we have

$$\begin{aligned} & \mathbb{E} \left[\sup_{\pi \in \Pi} \left| \frac{1}{n} \sum_{i=1}^n \frac{1\{S_i = s\}}{p_s} m_{1,s'}(X_i) \pi(X_i, s) - \mathbb{E} \left[\frac{1\{S_i = s\}}{p_s} m_{1,s'}(X_i) \pi(X_i, s) \right] \right| \right] \leq \\ & 2\mathbb{E} \left[\sup_{\pi \in \Pi} \left| \frac{1}{n} \sum_{i=1}^n \sigma_i \frac{1\{S_i = s\}}{p_s} m_{1,s'}(X_i) \pi(X_i, s) \right| \right] \end{aligned}$$

where σ_i are *i.i.d.* Radamacher random variables. Since $m_{1,s}$ is uniformly bounded and similarly p_s is bounded, and by Assumption 4.1, we obtain by the properties of the Dudley's entropy integral (Wainwright, 2019),

$$\mathbb{E} \left[\sup_{\pi \in \Pi} \left| \frac{1}{n} \sum_{i=1}^n \sigma_i \frac{1\{S_i = s\}}{p_s} m_{1,s'}(X_i) \pi(X_i, s) \right| \right] \leq \bar{C} \frac{M}{\delta} \sqrt{v/n}$$

for a universal constant $\bar{C} < \infty$. We now move to bound (III). Using the triangular inequality and Holder's inequality, we obtain

$$(III) \leq \frac{1}{n} \sum_{i=1}^n \frac{1\{S_i = s\}}{p_s} \left| m_{1,s'}(X_i) - \hat{m}_{1,s'}(X_i) \right| \quad (65)$$

The above bound is deterministic and it does not depend on π . Observe now that by Equation (1)

$$\begin{aligned} & \frac{1}{n} \sum_{i=1}^n \frac{1\{S_i = s\}}{p_s} \left| m_{1,s'}(X_i) - \hat{m}_{1,s'}(X_i) \right| \\ &= \frac{1}{n} \sum_{i=1}^n \frac{1\{S_i = s\}}{p_s} \left| m_{1,s'}(X_i(s)) - \hat{m}_{1,s'}(X_i(s)) \right| \leq \frac{1}{n\delta} \sum_{i=1}^n \left| m_{1,s'}(X_i(s)) - \hat{m}_{1,s'}(X_i(s)) \right|. \end{aligned} \quad (66)$$

We now separate the contribution of each of the K folds using in the cross-fitting algorithm. Namely, we define

$$\frac{1}{n\delta} \sum_{i=1}^n \left| m_{1,s'}(X_i(s)) - \hat{m}_{1,s'}(X_i(s)) \right| \leq \sum_{k \in \{1, \dots, K\}} \frac{1}{n\delta} \sum_{i \in \mathcal{I}_k} \left| m_{1,s'}(X_i(s)) - \hat{m}_{1,s'}^{(-k)}(X_i(s)) \right| \quad (67)$$

where \mathcal{I}_k denotes the set of indexes in fold k , and $\hat{m}_{1,s'}^{(-k)}$ denotes the estimator obtained from all folds except k . Next, we bound the following term using Liaponuv inequality:

$$\begin{aligned} & \frac{1}{n} \sum_{i \in \mathcal{I}_k} \mathbb{E} \left[\left| m_{1,s'}(X_i(s)) - \hat{m}_{1,s'}(X_i(s)) \right| \hat{m}^{(-k)} \right] \leq \mathbb{E} \left[\left| m_{1,s'}(X_i(s)) - \hat{m}_{1,s'}(X_i(s)) \right| \hat{m}^{(-k)} \right] \\ & \leq \sqrt{\mathbb{E} \left[\left| m_{1,s'}(X_i(s)) - \hat{m}_{1,s'}(X_i(s)) \right|^2 \hat{m}^{(-k)} \right]} \leq cn^{-\eta}. \end{aligned} \quad (68)$$

The last inequality follows by Assumption 4.4, for a universal constant $c < \infty$. Finally, we discuss exponential concentration of the empirical counterpart. For $n \geq H$,

$$\sup_{x \in \mathcal{X}} |m_{d,s'}(x) - \hat{m}_{d,s'}^{-k}(x)| \leq 2M. \quad (69)$$

By the bounded difference inequality, with probability at least $1 - \gamma$, for $n > H$

$$\frac{1}{n} \sum_{i \in \mathcal{I}_k} |m_{1,s'}(X_i(s)) - \hat{m}_{1,s'}(X_i(s))| \leq \mathbb{E} \left[|m_{1,s'}(X_i(s)) - \hat{m}_{1,s'}(X_i(s))| \right] + 4M \sqrt{\log(2/\gamma)/n}. \quad (70)$$

Combining the above bounds, the proof completes. \square

Lemma A.5. *Let*

$$G(\alpha) = \sup_{\pi \in \Pi} \left\{ \alpha W_0(\pi) + (1 - \alpha) W_1(\pi) \right\} - \sup_{\pi \in \hat{\Pi}_o} \left\{ \alpha W_0(\pi) + (1 - \alpha) W_1(\pi) \right\}. \quad (71)$$

Define

$$\mathcal{G} = \{G(\alpha), \alpha \in (0, 1)\}.$$

Under Assumption 4.1, for any $\varepsilon > 0$, there exist a set $\{\alpha_1, \dots, \alpha_{N(\varepsilon)}\}$, such that for all $\alpha \in (0, 1)$,

$$|G(\alpha) - \max_{j \in \{1, \dots, N(\varepsilon)\}} G(\alpha_j)| \leq 4\varepsilon M, \quad a.s. \quad (72)$$

and $N(\varepsilon) \leq 1 + 1/\varepsilon$.

Proof of Lemma A.5. We denote $\{\alpha_1, \dots, \alpha_{N(\varepsilon)}\}$ an ε -cover of the interval $(0, 1)$ with respect to the L1 norm. Namely, $\{\alpha_1, \dots, \alpha_{N(\varepsilon)}\}$ are equally spaced numbers between $(0, 1)$. Clearly, we have that the covering number $N(\varepsilon) \leq 1 + 1/\varepsilon$. We denote

$$G(\alpha) = \sup_{\pi \in \Pi} \alpha W_0(\pi) + (1 - \alpha) W_1(\pi) - \sup_{\pi \in \hat{\Pi}_o} \left\{ \alpha W_0(\pi) + (1 - \alpha) W_1(\pi) \right\}. \quad (73)$$

To characterize the corresponding cover of the function class

$$\mathcal{G} = \{G(\alpha), \alpha \in (0, 1)\},$$

we claim that for any $\alpha \in (0, 1)$, there exist an α_j in the ε cover such that

$$|G(\alpha) - G(\alpha_j)| \leq 4\varepsilon M. \quad (74)$$

Such a result follows by the argument outlined in the following lines: take α_j closest to α and consider

$$\begin{aligned}
& |G(\alpha) - G(\alpha_j)| \\
&= \left| \sup_{\pi \in \Pi} \left\{ \alpha W_0(\pi) + (1 - \alpha) W_1(\pi) \right\} - \sup_{\pi \in \hat{\Pi}_o} \left\{ \alpha W_0(\pi) + (1 - \alpha) W_1(\pi) \right\} \right. \\
&\quad \left. - \sup_{\pi \in \Pi} \left\{ \alpha_j W_0(\pi) + (1 - \alpha_j) W_1(\pi) \right\} + \sup_{\pi \in \hat{\Pi}_o} \left\{ \alpha_j W_0(\pi) + (1 - \alpha_j) W_1(\pi) \right\} \right| \\
&\leq \underbrace{\left| \sup_{\pi \in \Pi} \left\{ \alpha W_0(\pi) + (1 - \alpha) W_1(\pi) \right\} - \sup_{\pi \in \Pi} \left\{ \alpha_j W_0(\pi) + (1 - \alpha_j) W_1(\pi) \right\} \right|}_{(i)} \quad (75) \\
&\quad + \underbrace{\left| \sup_{\pi \in \hat{\Pi}_o} \left\{ \alpha W_0(\pi) + (1 - \alpha) W_1(\pi) \right\} - \sup_{\pi \in \hat{\Pi}_o} \left\{ \alpha_j W_0(\pi) + (1 - \alpha_j) W_1(\pi) \right\} \right|}_{(ii)}.
\end{aligned}$$

We study (i) and (ii) separately. Consider first (i). We observe the following fact: whenever

$$\sup_{\pi \in \Pi} \alpha W_0(\pi) + (1 - \alpha) W_1(\pi) - \sup_{\pi \in \Pi} \alpha_j W_0(\pi) + (1 - \alpha_j) W_1(\pi) > 0 \quad (76)$$

then we can bound

$$(i) \leq \left| \alpha W_0(\pi^*) + (1 - \alpha) W_1(\pi^*) - \alpha_j W_0(\pi^*) + (1 - \alpha_j) W_1(\pi^*) \right|. \quad (77)$$

Here $\pi^* \in \arg \sup_{\pi \in \Pi} \alpha W_0(\pi) + (1 - \alpha) W_1(\pi)$. When instead

$$\sup_{\pi \in \Pi} \alpha W_0(\pi) + (1 - \alpha) W_1(\pi) - \sup_{\pi \in \Pi} \alpha_j W_0(\pi) + (1 - \alpha_j) W_1(\pi) \leq 0 \quad (78)$$

we can use the same argument by switching sign, which, with trivial rearrangement reads as

$$(i) \leq \left| \alpha W_0(\pi^{**}) + (1 - \alpha) W_1(\pi^{**}) - \alpha_j W_0(\pi^{**}) + (1 - \alpha_j) W_1(\pi^{**}) \right|. \quad (79)$$

Here $\pi^{**} \in \arg \sup_{\pi \in \Pi} \alpha_j W_0(\pi) + (1 - \alpha_j) W_1(\pi)$. Therefore we obtain,

$$(i) \leq \sup_{\pi \in \Pi} \left| \alpha W_0(\pi) + (1 - \alpha) W_1(\pi) - \alpha_j W_0(\pi) + (1 - \alpha_j) W_1(\pi) \right| \leq 2|\alpha - \alpha_j| M \quad (80)$$

where the last inequality follows by Assumption 4.1 and the triangle inequality. Similar reasoning also applies to (ii). Therefore, we observe that the covering number of the function class \mathcal{G} for a $4M\varepsilon$ cover is at most $1/\varepsilon + 1$. \square

A.2 Additional Lemmas

Proof of Lemma 2.1

The proof follows similarly to standard microeconomic textbook (Mas-Colell et al., 1995).

Let

$$\tilde{\Pi} = \{\pi_\alpha : \pi_\alpha \in \arg \sup_{\pi \in \Pi} \alpha_1 W_0(\pi) + \alpha_2 W_1(\pi), \quad \alpha \in \mathbb{R}_+^2, \alpha_1 + \alpha_2 > 0\}. \quad (81)$$

Then we want to show that $\Pi_o = \tilde{\Pi}$. Trivially $\tilde{\Pi} \subseteq \Pi_o$, since otherwise the definition of Pareto optimality would be violated. Consider now some $\pi^* \in \Pi_o$. Then we show that there exist a vector $\alpha \in \mathbb{R}_+^2$, such that π^* maximizes the expression

$$\sup_{\pi \in \Pi} \alpha_1 W_0(\pi) + \alpha_2 W_1(\pi). \quad (82)$$

Denote the set

$$\mathcal{F} = \{(\tilde{W}_0, \tilde{W}_1) \in \mathbb{R}^2 : \exists \pi \in \Pi : \tilde{W}_0 \leq W_0(\pi) \text{ and } \tilde{W}_1 \leq W_1(\pi)\}. \quad (83)$$

Since $(0,0) \in \mathcal{F}$, such a set is non-empty. Notice now that $W_s(\pi)$ is linear in π for $s \in \{0,1\}$, and hence concave in π . Therefore, we obtain that the set \mathcal{F} is a convex set, since it denotes the sub-graph of a concave functional. We denote $\bar{W} = (W_0(\pi^*), W_1(\pi^*))$ and $\mathcal{G} = \mathbb{R}_{++}^2 + \bar{W}$ the set of welfares that strictly dominates π^* . Then \mathcal{G} is non-empty and convex. Since $\pi^* \in \Pi_o$, we must have that $\mathcal{F} \cap \mathcal{G} = \emptyset$. Therefore, by the separating hyperplane theorem, there exist an $\alpha \in \mathbb{R}^2$, with $\alpha \neq 0$, such that $\alpha^\top F \leq \alpha^\top (\bar{W} + d)$ for any $F \in \mathcal{F}$, $d \in \mathbb{R}_{++}^2$. Let $d_1 \rightarrow \infty$, it must be that $\alpha_1 \in \mathbb{R}_+$, and similarly for α_2 . So $\alpha \in \mathbb{R}_+^2$. By letting $d \rightarrow 0$, we have that $\alpha^\top F \leq \alpha^\top \bar{W}$. This implies that

$$\alpha_1 W_0(\pi) + \alpha_2 W_1(\pi) \leq \alpha_1 W_0(\pi^*) + \alpha_2 W_1(\pi^*) \quad (84)$$

for any $\pi \in \Pi$ (since it is true for any $F \in \mathcal{F}$). Hence π^* maximizes welfare over all possible feasible allocations once reweighted by (α_1, α_2) . Since the maximizer is invariant to multiplication of the objective function by constants, the result follows after dividing the objective function by the sums of the coefficients, which is non-zero by the separating hyperplane theorem. This completes the proof.

Proof of Lemma 2.2

First, observe that by rationality, preferences are complete and transitive. Observe then that the preference function equivalently correspond to lexico-graphic preferences, where lexico-graphic, with $\pi \succ \pi'$ if π Pareto dominates π' . If instead neither π, π' , Pareto dominates the other, then $\pi \succ \pi'$ is UnFairness (π) < UnFairness (π'). Therefore, it must be that $\mathcal{C}(\Pi) \subseteq \Pi_o$, since if not, we can find a policy $\pi \in \mathcal{C}(\Pi)$ whose welfares for both groups are both dominated by some other policy $\pi' \in \Pi$. Under rational preferences, this

would contradict the definition of $\mathcal{C}(\Pi)$. Observe now that by definition, $\mathcal{C}(\Pi)$ contains the set of Pareto optimal allocations that achieves minimal UnFairness. By Lemma 2.1, the set of Pareto optimal policies coincide with the policies satisfying the constraint in Definition 2.2. We use a contradiction argument for this statement. Suppose not, then it means that there exist a π_α satisfying such a constraint for some α , but such that $\pi_\alpha \notin \Pi_o$. However, this means that

$$\pi_\alpha \in \arg \sup_{\pi \in \Pi} \alpha W_1(\pi) + (1 - \alpha) W_0(\pi)$$

which contradicts Lemma 2.1. Therefore, the expression finds the allocation with lowest unfairness within the Pareto optimal set, which completes the proof.

A.3 Proof of Theorem 4.1

First observe that we can write the expression as follows. Throughout the proof we refer to $\bar{C} < \infty$ as a universal constant. Recall Lemma A.5, where we chose a cover with $N(\varepsilon) = N$ and $\varepsilon \leq 1/N$.

$$\begin{aligned} & \sup_{\alpha \in (0,1)} \sup_{\pi \in \Pi} \left| \alpha W_0(\pi) + (1 - \alpha) W_1(\pi) - \max_{\alpha_j \in \{\alpha_1, \dots, \alpha_N\}} \alpha_j \hat{W}_0(\pi) - (1 - \alpha_j) \hat{W}_1(\pi) \right| \\ & \leq \underbrace{\sup_{\alpha \in (0,1)} \sup_{\pi \in \Pi} \left| \alpha W_0(\pi) + (1 - \alpha) W_1(\pi) - \alpha \hat{W}_0(\pi) - (1 - \alpha) \hat{W}_1(\pi) \right|}_{(I)} \\ & + \underbrace{\sup_{\alpha \in (0,1)} \sup_{\pi \in \Pi} \left| \alpha \hat{W}_0(\pi) + (1 - \alpha) \hat{W}_1(\pi) - \max_{\alpha_j \in \{\alpha_1, \dots, \alpha_N\}} \alpha_j \hat{W}_0(\pi) - (1 - \alpha_j) \hat{W}_1(\pi) \right|}_{(II)}. \end{aligned} \tag{85}$$

(I) is bounded as in Lemma A.3. (II) is bounded as follows.

$$(II) \leq \varepsilon \sup_{\pi \in \Pi} |\hat{W}_0(\pi)| + \varepsilon \sup_{\pi \in \Pi} |\hat{W}_1(\pi)|. \tag{86}$$

Under Assumption 4.4 and Assumption 4.1, 2.2, for $n \geq H$, the estimated conditional mean and propensity score are uniformly bounded. Therefore we obtain that

$$\varepsilon \sup_{\pi \in \Pi} |\hat{W}_0(\pi)| + \sup_{\pi \in \Pi} \varepsilon |\hat{W}_1(\pi)| \leq \bar{C} \varepsilon \frac{M}{\delta^2} \leq \bar{C} \frac{M}{N \delta^2}$$

which concludes the proof.

A.4 Proof of Theorem 4.2

Proof. Throughout the proof we refer to $\bar{C} < \infty$ as a universal constant. Recall Lemma A.5, where we chose a cover with $N(\varepsilon) = N$ and $\varepsilon \leq 1/N$.

Let $G(\alpha)$ be as defined in Lemma A.5. Clearly, we have by definition of Π_o that

$$\sup_{\pi \in \Pi_o} \left\{ \alpha W_0(\pi) + (1 - \alpha) W_1(\pi) \right\} - \sup_{\pi \in \hat{\Pi}_o} \left\{ \alpha W_0(\pi) + (1 - \alpha) W_1(\pi) \right\} = G(\alpha).$$

Observe now that by Lemma A.5

$$\sup_{\alpha \in (0,1)} G(\alpha) - \max_{j \in \{1, \dots, N(\varepsilon)\}} G(\alpha_j) \leq 4M\varepsilon. \quad (87)$$

Therefore, we only have to bound

$$\max_{j \in \{1, \dots, N(\varepsilon)\}} G(\alpha_j).$$

Observe now that the following holds:

$$\begin{aligned} \max_{j \in \{1, \dots, N(\varepsilon)\}} G(\alpha_j) &= \max_{j \in \{1, \dots, N(\varepsilon)\}} \sup_{\pi \in \Pi} \alpha_j W_0(\pi) + (1 - \alpha_j) W_1(\pi) - \sup_{\pi \in \hat{\Pi}_o} \alpha_j W_0(\pi) + (1 - \alpha_j) W_1(\pi) \\ &= \max_{j \in \{1, \dots, N(\varepsilon)\}} \underbrace{\sup_{\pi \in \Pi} \left\{ \alpha_j W_0(\pi) + (1 - \alpha_j) W_1(\pi) \right\} - \sup_{\pi \in \Pi_{o,n}} \left\{ \alpha_j W_0(\pi) + (1 - \alpha_j) W_1(\pi) \right\}}_{(I)} \\ &\quad + \underbrace{\sup_{\pi \in \Pi_{o,n}} \left\{ \alpha_j W_0(\pi) + (1 - \alpha_j) W_1(\pi) \right\} - \sup_{\pi \in \hat{\Pi}_o} \left\{ \alpha_j W_0(\pi) + (1 - \alpha_j) W_1(\pi) \right\}}_{(II)} \end{aligned} \quad (88)$$

For the term (I), by definition of $\Pi_{o,n}$, since it contains empirical Pareto optimal policies, and by trivial rearrangement, is bounded as follows

$$\begin{aligned} &\max_{j \in \{1, \dots, N(\varepsilon)\}} \sup_{\pi \in \Pi} \alpha_j W_0(\pi) + (1 - \alpha_j) W_1(\pi) - \sup_{\pi \in \Pi_{o,n}} \left\{ \alpha_j W_0(\pi) + (1 - \alpha_j) W_1(\pi) \right\} \\ &\leq 2 \sup_{\alpha \in (0,1)} \sup_{\pi \in \Pi} \left| \alpha W_0(\pi) + (1 - \alpha) W_1(\pi) - \alpha \hat{W}_0(\pi) - (1 - \alpha) \hat{W}_1(\pi) \right|, \end{aligned} \quad (89)$$

where the right hand side is measurable by Assumption 4.1 (C). The above term is bounded

by Lemma A.3. The term (II) is instead bounded as follows:

$$\begin{aligned}
(II) &= \max_{j \in \{1, \dots, N(\varepsilon)\}} \sup_{\pi \in \Pi_{o,n}} \left\{ \alpha_j W_0(\pi) + (1 - \alpha_j) W_1(\pi) \right\} - \sup_{\pi \in \hat{\Pi}_o} \left\{ \alpha_j W_0(\pi) + (1 - \alpha_j) W_1(\pi) \right\} \\
&= \max_{j \in \{1, \dots, N(\varepsilon)\}} \sup_{\pi \in \Pi_{o,n}} \left\{ \alpha_j W_0(\pi) + (1 - \alpha_j) W_1(\pi) \right\} - \sup_{\pi \in \Pi_{o,n}} \left\{ \alpha_j \hat{W}_0(\pi) + (1 - \alpha_j) \hat{W}_1(\pi) \right\} \\
&\quad - \sup_{\pi \in \hat{\Pi}_o} \left\{ \alpha_j W_0(\pi) + (1 - \alpha_j) W_1(\pi) \right\} + \sup_{\pi \in \hat{\Pi}_o} \left\{ \alpha_j \hat{W}_0(\pi) + (1 - \alpha_j) \hat{W}_1(\pi) \right\} \\
&\quad + \sup_{\pi \in \Pi_{o,n}} \left\{ \alpha_j \hat{W}_0(\pi) + (1 - \alpha_j) \hat{W}_1(\pi) \right\} - \sup_{\pi \in \hat{\Pi}_o} \left\{ \alpha_j \hat{W}_0(\pi) + (1 - \alpha_j) \hat{W}_1(\pi) \right\} \\
&\leq 2 \sup_{\alpha \in (0,1)} \sup_{\pi \in \Pi} \left| \alpha W_0(\pi) + (1 - \alpha) W_1(\pi) - \alpha \hat{W}_0(\pi) + (1 - \alpha) \hat{W}_1(\pi) \right| \\
&\quad + \underbrace{\max_{j \in \{1, \dots, N(\varepsilon)\}} \sup_{\pi \in \Pi_{o,n}} \left\{ \alpha_j \hat{W}_0(\pi) + (1 - \alpha_j) \hat{W}_1(\pi) \right\} - \sup_{\pi \in \hat{\Pi}_o} \left\{ \alpha_j \hat{W}_0(\pi) + (1 - \alpha_j) \hat{W}_1(\pi) \right\}}_{(III)}. \tag{90}
\end{aligned}$$

Observe that by definition of $\Pi_{o,n}$ and $\hat{\Pi}_o$, since α_j is in the cover, we have that

$$\sup_{\pi \in \Pi_{o,n}} \left\{ \alpha_j \hat{W}_0(\pi) + (1 - \alpha_j) \hat{W}_1(\pi) \right\} - \sup_{\pi \in \hat{\Pi}_o} \left\{ \alpha_j \hat{W}_0(\pi) + (1 - \alpha_j) \hat{W}_1(\pi) \right\} = 0.$$

Therefore,

$$(II) \leq 2 \sup_{\alpha \in (0,1)} \sup_{\pi \in \Pi} \left| \alpha W_0(\pi) + (1 - \alpha) W_1(\pi) - \alpha \hat{W}_0(\pi) + (1 - \alpha) \hat{W}_1(\pi) \right|.$$

Combining the results with Lemma A.3 the proof completes. \square

A.5 Proof of Theorem 4.4

Before discussing the formal proof, we introduce an additional auxiliary lemma, which builds on the previous theorem.

A.5.1 Auxiliary Lemmas

Lemma A.6. *Suppose that the conditions in Theorem 4.2 hold. Let $N = \sqrt{n}$. Then, for some $\tilde{N} > 0$, which only depends on δ, M , and $n \geq \tilde{N}$,*

$$P\left(\exists \mathcal{K} \subseteq \hat{\Pi}_o : \forall \alpha \in (0, 1) \exists \pi_\alpha \in \left\{ \mathcal{K} \cap \arg \sup_{\pi \in \Pi} \alpha W_0(\pi) + (1 - \alpha) W_1(\pi) \right\}\right) \geq 1 - 1/\sqrt{n}. \tag{91}$$

Proof of Lemma A.6. The result is trivial if Π is empty. Let therefore Π be non-empty. Throughout the rest of the proof we consider a cover with $N = \sqrt{n}$ elements. The argument proceeds as follows. We choose \tilde{N} such that for each $\alpha \in (0, 1)$,

$$\sup_{\pi \in \Pi} \alpha W_0(\pi) + (1 - \alpha) W_1(\pi) \geq \alpha W_0(\pi) + (1 - \alpha) W_1(\pi) + \frac{cM}{\delta^2} \sqrt{\frac{v \log(c' \tilde{N})}{\tilde{N}}}, \quad (92)$$

$$\forall \pi \in \Pi \setminus \left\{ \arg \sup_{\pi \in \Pi} \alpha W_0(\pi) + (1 - \alpha) W_1(\pi) \right\}, \quad \forall \alpha \in (0, 1),$$

where the constants are as in Theorem 4.2.

Notice now that by Theorem 4.2, we have that with probability at least $1 - 1/\sqrt{n}$, for all $\alpha \in (0, 1)$,

$$\sup_{\pi \in \Pi} \left\{ \alpha W_0(\pi) + (1 - \alpha) W_1(\pi) \right\} - \sup_{\pi \in \hat{\Pi}_o} \left\{ \alpha W_0(\pi) + (1 - \alpha) W_1(\pi) \right\} \leq \frac{cM}{\delta^2} \sqrt{\frac{v \log(c' n)}{n}}. \quad (93)$$

Therefore, for each n , there exists some $\hat{\pi}^* \in \hat{\Pi}_o$, such that

$$\sup_{\pi \in \Pi} \alpha W_0(\pi) + (1 - \alpha) W_1(\pi) \leq \alpha W_0(\hat{\pi}^*) + (1 - \alpha) W_1(\hat{\pi}^*) + \frac{cM}{\delta^2} \sqrt{\frac{v \log(c' n)}{n}}. \quad (94)$$

Observe now that trivially $\hat{\pi}^* \in \Pi$. We now claim that for $n \geq \tilde{N}$,

$$\hat{\pi}^* \in \left\{ \arg \sup_{\pi \in \Pi} \alpha W_0(\pi) + (1 - \alpha) W_1(\pi) \right\}.$$

We show this by contraddiction. Suppose that $\hat{\pi}^* \notin \left\{ \arg \sup_{\pi \in \Pi} \alpha W_0(\pi) + (1 - \alpha) W_1(\pi) \right\}$. Then it must be that Equation (92) holds. On the other hand, this contradicts Equation (93), since $n \geq \tilde{N}$. Since such a statement is true for any $\alpha \in (0, 1)$, the proof completes. \square

Lemma A.7. *Under the conditions in Theorem 4.2, and Assumption 4.3, for $n \geq \max\{\tilde{N}, H\}$, with \tilde{N} as defined in Lemma A.6, the following holds:*

$$P\left(\inf_{\pi \in \hat{\Pi}_o} \left\{ \mathcal{A}_n(0, 1; \pi) + \mathcal{A}_n(1, 0; \pi) \right\} - \inf_{\pi \in \Pi_o} \left\{ \mathcal{A}_n(0, 1; \pi) + \mathcal{A}_n(1, 0; \pi) \right\} \leq 0 \right) \geq 1 - 1/\sqrt{n}. \quad (95)$$

Proof of Lemma A.7. Observe first that the result is trivial if $\Pi_o \subseteq \hat{\Pi}_o$. Suppose instead that $\Pi_o \not\subseteq \hat{\Pi}_o$. Then by Lemma A.6, with probability $1 - 1/\sqrt{n}$, we can find a set $\mathcal{K} \subseteq \Pi_o$,

which is defined as follows: for each $\alpha \in (0, 1)$, there exist a unique $\pi_\alpha \in \mathcal{K}$, such that π_α satisfies

$$\pi_\alpha \in \arg \sup_{\pi \in \Pi} \alpha W_0(\pi) + (1 - \alpha) W_1(\pi).$$

In addition, such a set satisfies the properties that $\mathcal{K} \subseteq \hat{\Pi}_o$. Under Assumption 4.3, and the definition of \mathcal{A}_n , we have that

$$\inf_{\pi \in \Pi_o} \left\{ \mathcal{A}_n(0, 1; \pi) + \mathcal{A}_n(1, 0; \pi) \right\} = \inf_{\pi \in \mathcal{K}} \left\{ \mathcal{A}_n(0, 1; \pi) + \mathcal{A}_n(1, 0; \pi) \right\},$$

since \mathcal{A}_n only depends on the image of π , and since under Assumption 4.3, for any $\pi \notin \mathcal{K}$, we can find a $\pi' \in \mathcal{K}$, such that π and π' have the same image at each value in the domain. Therefore, the left-hand side in Equation (95) simplifies to

$$\inf_{\pi \in \hat{\Pi}_o} \left\{ \mathcal{A}_n(0, 1; \pi) + \mathcal{A}_n(1, 0; \pi) \right\} - \inf_{\pi \in \mathcal{K}} \left\{ \mathcal{A}_n(0, 1; \pi) + \mathcal{A}_n(1, 0; \pi) \right\}.$$

Observe now that since $\mathcal{K} \subseteq \hat{\Pi}_o$ the proof completes. \square

A.5.2 Proof of the Theorem

For notational convenience, we define

$$\begin{aligned} \mathcal{B}(\Pi_o) &:= \inf_{\pi \in \Pi_o} \mathcal{A}(0, 1; \pi) + \mathcal{A}(1, 0; \pi) \\ \mathcal{B}_n(\Pi_o) &:= \inf_{\pi \in \Pi_o} \mathcal{A}_n(0, 1; \pi) + \mathcal{A}_n(1, 0; \pi) \\ \mathcal{B}(\hat{\Pi}_o) &:= \inf_{\pi \in \hat{\Pi}_o} \mathcal{A}(0, 1; \pi) + \mathcal{A}(1, 0; \pi) \\ \mathcal{B}_n(\hat{\Pi}_o) &:= \inf_{\pi \in \hat{\Pi}_{o,n}} \mathcal{A}_n(0, 1; \pi) + \mathcal{A}_n(1, 0; \pi) \\ \hat{\mathcal{B}} &:= \mathcal{A}(0, 1; \hat{\pi}) + \mathcal{A}(1, 0; \hat{\pi}). \end{aligned} \tag{96}$$

First, we observe that the following equality holds:

$$\hat{\mathcal{B}} - \mathcal{B}(\Pi_o) = \underbrace{\mathcal{B}_n(\Pi_o) - \mathcal{B}(\Pi_o)}_{(A)} + \underbrace{\mathcal{B}_n(\hat{\Pi}_o) - \mathcal{B}_n(\Pi_o)}_{(B)} + \underbrace{\mathcal{B}(\hat{\Pi}_o) - \mathcal{B}_n(\hat{\Pi}_o)}_{(C)} + \underbrace{\hat{\mathcal{B}} - \mathcal{B}(\hat{\Pi}_o)}_{(D)}. \tag{97}$$

Observe (A) and (C) first. Then since $\Pi_o, \hat{\Pi}_o \subseteq \Pi$, we have by the triangular inequality

$$(A) \leq 2 \sup_{\pi \in \Pi, \max_{s, s' \in \{0, 1\}} \left| \mathcal{A}(s, s'; \pi) - \mathcal{A}_n(s, s'; \pi) \right|.} \tag{98}$$

Since also $\hat{\Pi}_o \subseteq \Pi$, the same inequality also holds for (C). By Lemma A.4, with probability at least $1 - \gamma$, we have

$$(A), (C) \leq c \frac{M}{\delta} \sqrt{\frac{\log(1/\gamma)}{n}}. \tag{99}$$

for a constant $c < \infty$.

We now study (B). By Lemma A.7, for $n \geq \tilde{N}$, with probability at least $1 - 1/\sqrt{n}$, we have

$$(B) \leq 0.$$

Consider now (D). With simple rearrangement, we can write

$$(D) \leq 2 \sup_{\pi \in \hat{\Pi}_o, s, s' \in \{0,1\}} \left| \mathcal{A}(s, s'; \pi) - \mathcal{A}_n(s, s'; \pi) \right| \quad (100)$$

Since $\hat{\Pi}_o \subseteq \Pi$, we have

$$2 \sup_{\pi \in \hat{\Pi}_o, s, s' \in \{0,1\}} \left| \mathcal{A}(s, s'; \pi) - \mathcal{A}_n(s, s'; \pi) \right| \leq 2 \sup_{\pi \in \Pi, s, s' \in \{0,1\}} \left| \mathcal{A}(s, s'; \pi) - \mathcal{A}_n(s, s'; \pi) \right|. \quad (101)$$

The above term is bounded as in Lemma A.4. Collecting our results, by setting $\gamma = 1/\sqrt{n}$, and using the union bound, the result follows.