

Data Mining with Big Data in Intrusion Detection Systems: A Systematic Literature Review

Fadi Salo*, MohammadNoor Injadat*, Ali Bou Nassif†*, Aleksander Essex*

*Department of Electrical and Computer Engineering, The University of Western Ontario, London, ON, Canada

Email: {fsalo, minjadat, aessex}@uwo.ca

†Department of Electrical and Computer Engineering, University of Sharjah, Sharjah, UAE

Email: anassif@sharjah.ac.ae

Abstract—Cloud computing has become a powerful and indispensable technology for complex, high performance and scalable computation. The exponential expansion in the deployment of cloud technology has produced a massive amount of data from a variety of applications, resources and platforms. In turn, the rapid rate and volume of data creation has begun to pose significant challenges for data management and security. The design and deployment of intrusion detection systems (IDS) in the big data setting has, therefore, become a topic of importance. In this paper, we conduct a systematic literature review (SLR) of data mining techniques (DMT) used in IDS-based solutions through the period 2013-2018. We employed criterion-based, purposive sampling identifying 32 articles, which constitute the primary source of the present survey. After a careful investigation of these articles, we identified 17 separate DMTs deployed in an IDS context. This paper also presents the merits and disadvantages of the various works of current research that implemented DMTs and distributed streaming frameworks (DSF) to detect and/or prevent malicious attacks in a big data environment.

Index Terms—Intrusion Detection System, Real-Time Detection, Data Mining, Big Data, Cloud Computing, Network Security.

I. INTRODUCTION

Enterprises, like government, finance, industry, and health care, need strong, reliable cybersecurity solutions [1]. Undoubtedly, the challenge has increased dramatically with the big data era from the current implemented solutions, such as traditional intrusion detection systems (IDS) [2]. The substantial recent growth of technological capabilities paves the way to cyber threats that target individuals or enterprises with various malicious attacks. In this threat environment, traditional security protections like firewalls, anti-virus software, and virtual private networks (VPNs) are not always sufficient, and robust mechanisms for detecting intrusions must also be deployed. For that reason, deploying an IDS along with the other traditional security systems is an essential strategy [3]. An IDS is automated software used to analyze the network traffic to detect and/or prevent malicious attacks [4]. It can be classified by two common methods namely, misuse-based detection (MD) and anomaly-based detection (AD). In the first approach, classification of the attack is based specifically on known patterns, called signatures [5]. AD, on the other side, seeks to detect abnormal patterns or behavior, with the key challenge of distinguishing between normal and abnormal patterns with low error [5]. There are different

studies discussing the challenges facing IDS especially with the rise of big data era, which brings up different types of malicious attacks. Accordingly, special tools are required to accommodate the scalability of big data to detect cyber threats. The notion of big data is an umbrella term that encompasses the recent trends toward collection, storage and analysis of enormous volumes of data. Popular big data management tools include Hadoop, Spark, and Shark.

To the best of our knowledge, no prior systematic literature review addresses research questions (RQs) about implemented DMTs in the context of IDS, which has motivated this work. In related work, Ashraf and Habaebi [6] discussed the threat approaches in the Internet of Things using an autonomic taxonomy. Ali et al. [7] summarized the security challenges and vulnerabilities in the mobile cloud computing. Ahmed et al. [8] presented the major categories of anomaly detection including statistical, classification, and clustering. They also discussed the dataset challenges of network IDS. Zuech et al. [9] reviewed the problem of big heterogeneous data. Injadat et al. [10] summarized the data mining techniques implemented in social media. Alguliyev and Imamverdiyev [11] analyzed the big data applications related to information security challenges and illustrated the research directions at the same domain. In this study, we conduct a systematic literature review (SLR) following the framework of Kitchenham and Charters, [12] exploring research into DMTs in the big data setting for IDS. The study covers the period between Jan 2013 and Dec 2018, evaluates, and analyzes research conducted in this space. This paper is divided into four sections. Section II describes our review methodology. Section III presents the results and discussion. Section IV includes the conclusion and recommendations for future work.

II. METHODOLOGY

The systematic methodology of this review consists of three stages [12]: planning, conducting, and reporting, with each stage consisting of several sub-stages. Detailed information of this methodology is presented in the following subsections. Fig. 1 demonstrates this methodology.

A. Research Questions (RQs)

The key element of this study is to analyze and report the empirical research about the DMT with big data in the

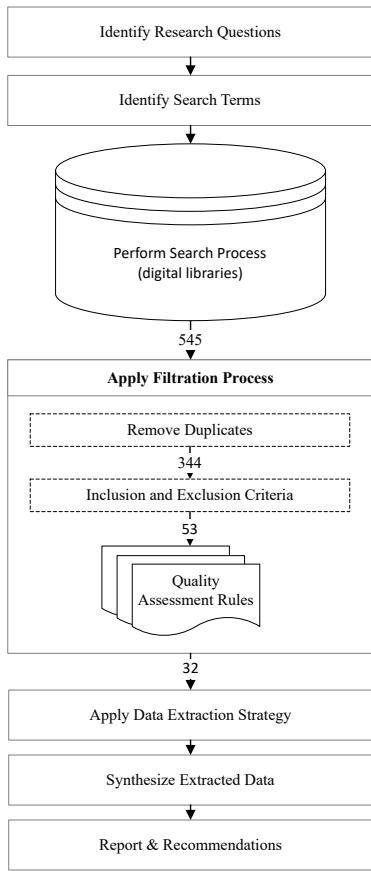


Fig. 1. Proposed framework

field of IDS during the desired period. Towards this goal, four RQs were identified: RQ1: Which data mining techniques with big data have been used in IDS? RQ2: What are the strengths and weaknesses of the DMT and DSF employed in the literature? RQ3: What are the evaluation metrics that have been implemented to validate the DMT in IDS? and RQ4: What type of attacks does the IDS in the literature designed for? What are the characteristics of the utilized datasets used to achieve this goal?

B. Study Selection

This research requires comparative investigation across the relevant articles. The digital libraries used in our review included: IEEE Xplore, ACM, Web of Science, Elsevier, Springer, and Wiley. Our initial search returned 545 articles. Tangential and duplicate articles were then identified during a subsequent filtration step. Next, we applied our inclusion and exclusion criteria to exclude the irrelevant articles. Next, we applied our Quality Assessment Rules (QARs) as a benchmark to evaluate the quality of the candidate articles. The inclusion criteria consist of the following rules: 1) Include articles that use data mining techniques with big data in IDS. 2) Include comparative studies of data mining techniques with big data in IDS. 3) Include the most recent version of articles (if any). 4) Consider the articles during the publication period

TABLE I
ARTICLES PER SCORE

Paper ID	Score	No. of papers
P1, P6, P8, P26	5	4
P2, P9, P12, P15, P27, P29	5.5	6
P4, P11, P16, P17, P22	5.75	5
P5, P14, P20, P28, P31	6	5
P7, P21, P30	6.25	3
P10, P13, P19, P24	6.5	4
P23	6.75	1
P3, P18, P25	7.25	3
P32	8	1

between Jan 2013 and Dec 2018. On the other hand, exclusion criteria consisted of these rules: 1) Exclude articles that involve data mining with big data but are not related to IDS. 2) Exclude articles that involve IDS but are not related to data mining with big data. 3) Exclude articles that involve data mining in IDS but are not related to big data. 4) Exclude articles not categorized as peer-reviewed journal or conference papers. After applying the inclusion and exclusion criteria, we obtained 53 journal and conference articles as the primary source of the quality assessment stage.

C. Quality Assessment Rules (QAR)

As a step to guarantee the quality of the articles, 10 quality assessment questions were identified as follows: QAR1: Is the research purpose/problem clearly defined? QAR2: Are the DMT utilized with big data clearly defined? QAR3: Is the IDS principle clearly described? QAR4: Is the data preprocessing in the experiment well suited for the intended research? QAR5: Is the employed dataset clearly defined? QAR6: Are the big data mining tools clearly pinpointed? QAR7: Are the merits and shortcomings of the employed big data analysis tool, software, or algorithm addressed? QAR8: Is the background of attacks clearly depicted? QAR9: Does the research apply accurate evaluation metrics? and QAR10: Are the experiment results and findings are clearly reported?

Based on these QARs, we evaluated the 53 articles to assure the richness and suitability of the final outcome. Each question was graded from 0 to 1 mark, where each QAR was scored as follows: “Excellent” = 1, “Very good” = 0.75, “Good” = 0.5, “Poor” = 0.25, “not answered” = 0. Accordingly, article with score 5 or more was considered for the data extraction stage. Overall, a total of 32 articles were considered in the data extraction stage. Table I list the selected articles group by the final score.

D. Extract and Synthesize Data

The aim of this stage is to extract information that will answer the RQs. For the sake of quality assurance, each author plays the role of extractor and checker of others’ work. To ensure the consistency of the analytical results, common names were used for the same DMT, software, or big-data tool. For instance, Bayesian Network replaced the other related names such as Naive Bayes, Naïve Bayes, or Naïve Bayesian. Different methods were adopted from [12] to provide evidence

TABLE II
SELECTED ARTICLES

ID	RQ1	RQ2	RQ3	RQ4	Year	Ref
P1	1	1	1	0	2013	[13]
P2	0	1	0	1	2014	[14]
P3	1	1	1	1	2014	[15]
P4	1	1	0	0	2014	[16]
P5	1	1	0	1	2015	[17]
P6	1	0	1	1	2015	[18]
P7	1	0	1	1	2015	[19]
P8	1	0	1	1	2015	[20]
P9	1	1	1	0	2015	[21]
P10	1	0	1	1	2015	[22]
P11	1	0	1	0	2015	[23]
P12	1	1	1	0	2015	[24]
P13	1	0	1	0	2015	[25]
P14	1	1	1	0	2016	[26]
P15	1	0	1	1	2016	[27]
P16	1	1	1	0	2016	[28]
P17	1	1	1	0	2016	[29]
P18	1	1	1	1	2016	[30]
P19	1	1	1	0	2016	[31]
P20	1	1	1	1	2016	[32]
P21	1	0	1	1	2016	[33]
P22	1	0	1	1	2016	[34]
P23	1	1	1	1	2017	[35]
P24	1	0	1	1	2017	[36]
P25	1	1	1	1	2017	[37]
P26	1	1	1	1	2017	[38]
P27	1	1	1	1	2018	[39]
P28	1	1	1	1	2018	[40]
P29	1	1	1	1	2018	[41]
P30	1	1	1	1	2018	[42]
P31	1	1	1	1	2018	[43]
P32	1	1	1	1	2018	[44]

of the collected data that are sought to provide answers to the present RQs. We used narrative synthesis (RQ1, RQ3, and RQ4), binary outcomes (All RQs), and reciprocal translation (RQ2) methods since those methods outfit the answers of our RQs. Table II shows the RQs that were answered by each selected article.

III. RESULTS AND DISCUSSION

A. RQ1: Which data mining techniques with big data have been used in IDS?

Throughout the selected articles, we have identified 16 DMTs in addition to one novel technique named Unit Ring Machine (URM). The techniques are: Adaptive Incremental Clustering (AIC), Artificial Neural Network (ANN), Association Rule (AR), Bayesian Networks (BN), Conjunctive Rule (CR), Density Estimation (DE), Decision Tree (DT), Expectation-Maximization (EM), FP-Growth (FPG), Genetic Algorithms (GA), *k*-Means, *k*-Nearest Neighbors (*k*NN), Local Outlier Factor (LOF), Logistic Regression (LR), PageRank, Support Vector Machines (SVM), and URM. As shown in Fig. 2, DT and BN are by far the most widely used techniques in the IDS that suit the nature of big data with a total of 13 papers each. Some experiments propose enhancement features in the traditional DMT to acquire the desirable scalability in machine learning module. A novel technique (URM) was proposed in [13] which uses the geometric properties of both normal and

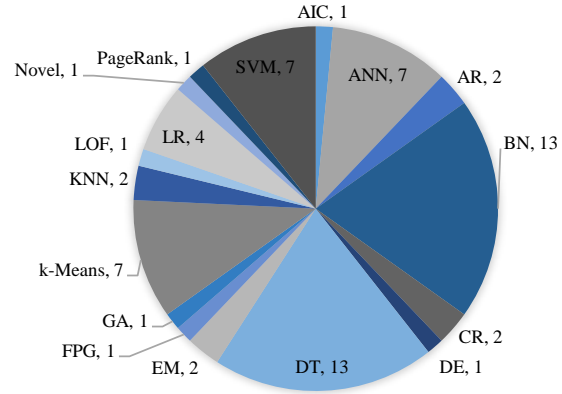


Fig. 2. Utilized data mining techniques

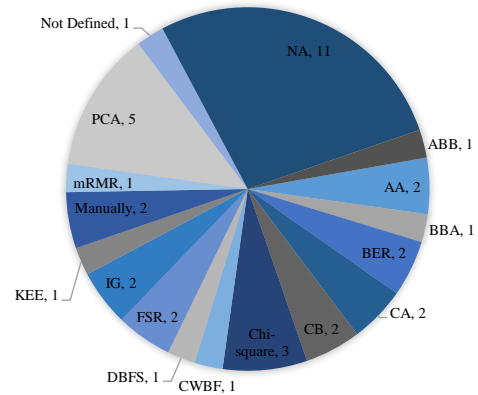


Fig. 3. Feature selection techniques

intrusion network traffic. The experimental results revealed that URM shows high suitability with big data in IDS.

Next, we enumerated the DMTs used in the feature selection/extraction (FS) phase since it is a vital step in making classification computationally feasible and reasonable accurate. Fig. 3 demonstrates 15 DMTs used for FS, which include: Averaging Approach (AA), Automated Branch-and-Bound (ABB), Binary Bat Algorithm (BBA), Backward Elimination Ranking (BER), Conjunctive Approach (CA), Correlation Based (CB), Chi-square, Connection-Window Based Features (CWBF), Distribution-Based Feature Selection (DBFS), Forward Selection Ranking (FSR), Information Gain (IG), Knowledge Engineering Expert (KEE), Minimum Redundancy Maximum Relevance (mRMR), and Principal Component Analysis (PCA). As shown in Fig. 3, PCA is the most popular technique used to reduce the dimensionality. Table III shows the pre-processing techniques applied by the included articles.

It is worth mentioning, as depicted in Table III, that a big number of experiments did not consider the FS step in their approach, although it is important step to enhance the speed and effectiveness of the proposed models, especially in the big data setting. Section III-B includes further discussion about the utilized DMTs.

TABLE III
UTILIZED PRE-PROCESSING TECHNIQUES

Paper ID	Pre-processing Technique
P3, P6, P8, P9, P15, P16, P17, P18, P19, P22, P23, P25, P30	FS
P1, P12, P29	Normalization, FS
P13, P26, P31	Encoding, Normalization, FS
P11, P24	Encoding, Data cleansing, FS
P14	Normalization, Data cleansing
P7	Normalization
P32	Encoding
P2, P4, P5, P10, P20, P21, P27, P28	NA

B. RQ2: What are the strengths and weaknesses of the DMT and DSF employed in the literature?

This RQ provides a rich source of information about the utilized DMTs and big data tools in the literature. We counted 9 different DSFs including: Spark, Hadoop, Kafka, Storm, Azure, Eucalyptus, HAMR, Jubatus, and Mahout. Among the included articles, it has been observed that Apache Spark outperforms Hadoop and other big data distributed streaming frameworks in term of speed, data streaming, and modifying the data in real time. Tables IV & V present the experiments and knowledge outcomes, which form a potential source and guideline for future research in this topic area.

C. RQ3: What are the evaluation metrics that have been implemented to validate the DMT in IDS?

The aim of this RQ is to enumerate the most popular evaluation metrics utilized by the respective IDSs. Overall, 19 approaches were identified in the related literature, detailed explanation about the techniques are discussed in [45]. We categorized our findings into two metrics: efficiency and performance. The efficiency metric includes 16 methods: Accuracy (Acc), Confusion Matrix (CM), Detecting Rate (DR), Error Rate (ER), False Alarm Rate (FAR), F-Measure (FM), False Negative Rate (FNR), False Positive Rate (FPR), Precision, ROC Curve (ROC), True Negative Rate (TNR), True Positive Rate (TPR), Z-score, and Visual method. Performance metrics, on the other side, are: Computational Complexity (CC), CPU Utilization (CPU-U), Memory Utilization (MU), Testing Time (TST), Training Time (TRT). Fig. 4 shows that TPR, Acc, and FPR are the most commonly used for efficiency measurement, while the popular performance measurements are TST, CC, and TRT. Even though evaluation metrics are considered vital to measure and evaluate the performance of IDSs, some papers did not validated their results sufficiently insofar as they relied on a single evaluation metric as a performance indicator, which is known to generate misleading results in some cases [46]. For instance, P2, P9, P11, and P13 reported either Acc, ER, or FPR in their studies. In the same context, we observed 12 articles did not consider the performance metrics utilization at all.

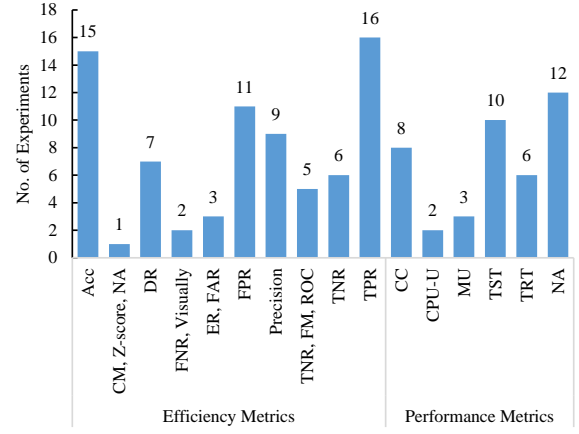


Fig. 4. Evaluation metrics

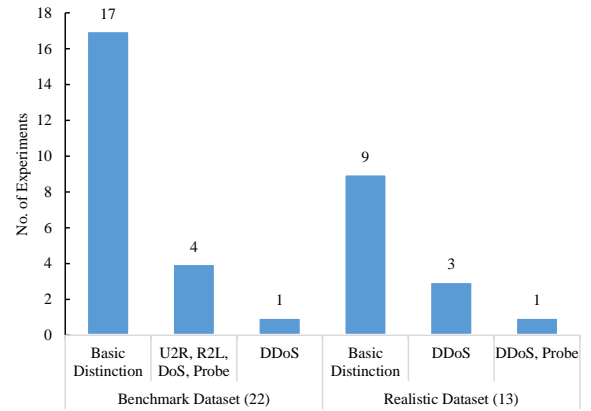


Fig. 5. Attacks vs datasets

D. RQ4: What type of attacks does the IDS in the literature designed for? What are the characteristics of the utilized datasets used to achieve this goal?

Attacks can be classified into four major types: Denial of Service (DoS), Remote to User (R2L), User to Root (U2R), and Probing. Based on the data extracted, we classified the results either based on realistic datasets captured from blogs, profiles, and network traffic or benchmark datasets including DARPA, KDD Cup 99, NSL-KDD, ISCX-UNB, UNSW-NB15, and CAIDA. Detailed information about these attacks and datasets are discussed in [47]. We noticed, as shown in Fig. 5, the majority of the experiments are designed to provide binary classification of behaviors, for example, as being either normal or malicious. Furthermore, none of the real-time IDS were able to classify intrusions into the four major types. It is worth to mention that a significant number of the experiments are based the DARPA/KDD datasets which they considered obsolete and does not capture contemporary attack types.

E. Further discussion

The discussion in this section pinpoints the contributions and future works of the relevant studies in this SLR. The

TABLE IV
DATA MINING STRENGTHS & WEAKNESSES

Technique		Strength	Ref
AR	Cons	Apriori: High memory & time usage.	P15
URM	Pros	Efficient with big data. Minimize the noise boundary between network traffic. Adjustable widths for representation learning.	P1
LOF	Pros	Superior in detecting outliers.	P5
SVM	Pros	Work efficiently with multi-dimensional complex data.	P3, P17, P25
	Cons	Less efficiency in decision making & model building.	P16
		Computationally expensive, especially with big datasets.	P31
BN	Pros	Efficient with large and complex data.	P16, P17, P25
		Handle missing or noisy data efficiently.	P18
		Well-perform with big data classification and irrelative attributes.	P2, P7, P17, P32
	Cons	Not efficient in decision-making.	P16
<i>k</i> -NN	Pros	Flexibility with multi-dimensional data. Useful for nonlinear data data.	P3
	Cons	Computationally expensive, especially with big data. Sensitive to irrelevant features.	P3
DT	Pros	REPTREE: efficient in decision making and model building.	P16
		Suitable for high-dimensional data and irrelevant descriptors.	P3
	Cons	Low prediction accuracy, especially with unexpected events.	P3
ANN	Pros	Flexibility with multi-dimensional data during model building.	P3
		GHSOM: Efficient at clustering samples with high-dimensionality. Adaptive while creating hierarchical clusters.	P4
		Learning Vector Quantization (LVQ): Computationally not expensive.	P30
	Cons	Inefficient with low-frequent attacks (U2R & R2L). Poor detection stability.	P8
		Computationally more expensive than other traditional algorithms.	P3
NOF	Pros	Stable detection performance.	P8
<i>k</i> -Means	Pros	<i>k</i> -Medoids: Reduces the cost between non medoids and medoids of the cluster.	P28

TABLE V
DISTRIBUTED STREAMING FRAMEWORKS STRENGTHS & WEAKNESSES

Technique		Strength	Ref
Spark	Pros	Speed: high data processing. Dynamic: Perform stream computations as a series of micro-batch jobs. Real-time stream processing: Spark streaming can handle and process the present and real-time data. Usability: Simple cluster setup procedure. Can handle bottleneck problem available with MapReduce. Efficiency: With DAG execution engine, Spark is faster than Hadoop in memory and on the disk. Support multiple languages such as Python, R, and Java.	P14, P17, P25
		Flexibility: Can run independently or integrated with different platforms. Suitable for iterative machine learning. Allow changing data in real-time. Fault tolerance: designed to handle the failure at any node, which reduces the data losing to zero.	P7, P17
	Cons	Less number of algorithms: Spark includes few standard DMTs.	P14
Kafka	Pros	Compatible with other platforms such as Storm and Spark. High-throughput: Kafka has the capability of handling high-volume & high-velocity data.	P14
		Load balancing: Work with multiple-data sources at the same time. Fault tolerance: Resistant to machine/node failure.	P11, P14, P27
		Durability: Data streamed into the Kafka framework can be persistent on disk.	P11
Storm	Cons	Less number of algorithms: includes few standard DMTs.	P14
Hadoop	Pros	Better security than Spark.	P7, P23
		Scalability: highly scalable storage platform. Can be operate over large number of nodes/machines involving terabytes of data. Resilient to failure: able to resume crashed process.	P7, P18, P19, P21, P23, P29
	Cons	Not Fit for Small Data: While Hadoop has high capacity design towards big data platforms, it is therefore not suitable to random handling of small files.	P14, P5
		Real-time stream processing: Not suitable for real-time analysis.	P5, P11
		Stability issues: Exposed to hardware failures.	P7
		Security concerns: Lacks of monitor users' activities monitoring	P11
Mahout	Cons	Good for batch processing only.	P14
Jubatus	Pros	Effective in deep analysis and real-time distribution.	P5
HAMR	Pros	Support MapReduce programming. Faster than Mahout & Hadoop. Less latency over Storm. Consumes less memory resource than other platforms.	P2

comprehensive summary in Table VI draws information from multiple experiments to form a pool of rich source for future researches.

IV. CONCLUSIONS

This research explored the relevant empirical studies published in journals and conferences to investigate the utilized DMTs with big data in IDS domain. We manually examined an initial 545 papers, which we eventually reduced to include 32 relevant papers. The findings of this work provide an integrated and unified view of the extracted data to answer the proposed RQs. The conclusion of this SLR is summarized as follows:

- RQ1: The most commonly used DMT with big data in IDs are: DT, BN, *k*-Means, ANN, and SVM. Likewise, PCA was the most used technique in FS. Furthermore, a large fraction of papers did not consider FS in their approach, which considered an essential step to improve the overall performance.
- RQ2: Hadoop was the most popular DSF with a frequency of 12 experiments. However, other big data tools, such as Spark reported better performance. We also provide an additive summary that highlights strengths and weaknesses of the used big data tools, software, or mining

TABLE VI
COMPREHENSIVE SUMMARY OF THE INCLUDED ARTICLES

Ref	Main Contribution	Future Work
P1	Utilize the geometric patterns of the network traffic variables	Consider multiple-domain, representation-learning with knowledge-transfer & class-separate objectives
P2	Propose B-dIDS using HAMR to identify attacks	Compare B-dIDS against other frameworks
P3	Capture packets in quasi real-time mode. Propose a distributed framework to characterize flow statistics of the packets. Peer-to-peer detection	Detect suspicious stealthy communication
P4	Utilize GHSOM to discover event patterns to discover attacks	Include more features such as event, protocol and port
P5	Implement LOF on Jubatus for cyber attack	
P6	New method on TCP/IP stack for internal and external threats	
P7	Develop a system to secure critical infrastructure systems. Monitor network activities	Enhance the security by adopting proactive & reactive defense strategies. Handle streaming data
P8	Detect anomaly by the neighborhood outlier factor	Employ the proposed approach for different distance computations
P9	Illustrate the benefit of using structured ML for learning intelligent security in the perfect & imperfect domain knowledge and detection intrusions	Conduct further empirical study to identify the benefits of ontology & rule learning on reducing error rates
P10	Propose a security enforced architecture for mobile computing	More security for mobile and non-mobile clouds
P11	Present IDS able to capture, processing, and analysis real-time traffic data	Improve the ML & optimization algorithms for better real-time detection. Include visualization tools
P12	Consider user behavior profiles for anomaly detection	Inspect new DM technique using applications such as HBase and Pig
P13	Improve pre-existing SIEM using integrated SAP HANA	Include more DM technique in R to improve detection techniques
P14	Propose a distributed novel anomaly detection framework over a large number of virtual machines	Consider different DM & statistical techniques. Utilize other performance metrics. Develop ensemble approach to reduce noise influence. Use different heterogeneous data from
P15	Present a novel mechanism to detect intrusion based on honeypot log similarity analysis & DM techniques to predict & stop any suspicious activities prior occurrence	Provide a multilayer defense
P16	Propose ultra high-speed real-time IDS consists of: capturing, filtration, load balancing, Hadoop, and decision-making layers	
P17	Investigate different FS and ML teachings over Apache Spark	
P18	Propose a scalable IDS that uses parallel BBA technique for FS & distributed classification model	
P19	Perform the classification process in an uncertain environment within the averaging approach	Utilize belief DT using the conjunctive approach
P20	Investigate the performance of the TBS in the big data environment. Combine TBS with random subset selection (RSS)	
P21	Investigate various ML algorithms in big data environment. Investigate the performance of two versions of Hadoop.	Explore different ML algorithms & big data tools
P22	Propose ultra high-speed real-time IDS consists of: capturing, filtration, load balancing, processing, and decision-making layers	
P23	Utilize belief DT for big data in an uncertain environment	Extent the work to classify new uncertain instances
P24	Utilize mutual information and chi-square for FS on MS azure	Analyse network traffic in a real-time mode
P25	Propose a big data framework to investigate various ML algorithms. Apply FS & dimensionality reduction methods	Design hybrid approach. Provide attack classification
P26	Handle large volume of network traffic in real-time mode. Propose a novel approach to select optimal feature subsets	Utilize additional classification techniques
P27	Detect anomalies in near real-time mode	Adopt deep reinforcement learning based model. Perform experiment on real-time stream data. Provide attack classification
P28	Integrate parallel k -medoid clustering with k -NN	
P29	Propose a framework uses LVQ & PCA	
P30	Propose a hybrid approach to detect internal & external attacks. Include both signature-based & anomaly-based models	
P31	Conduct a comparison between chi-SVM & chi-logistic regression	Provide attack classification
P32	Provide a comparison among different DM technique as a guide for big data researchers	Apply features selection. Detect novel attacks. Utilize different datasets

algorithms in the field of IDS.

- RQ3: We enumerated the evaluation metrics in terms of efficiency and performance. The most used efficiency metrics are TPR, Acc, and FPR. On the other hand, TST, CC, and TRT were reported more frequently as a performance metrics. In addition, we observed inconsistencies that exist in the evaluation metrics used in IDS.
- RQ4: We noticed that most of the experiments have classified attacks as either normal or malicious. In the same scenario, no experiments were able to fully identify the major attack types in real-time mode. We also found 66% of the experiment were conducted based on outdated dataset (DARPA), which may degrade IDS efficiency.

The area of big data analytics in IDS is still in its initial stages, and we anticipate major advances on the horizon. Thus,

we recommend that more adaptive DMT be integrated with available big data tools. Moreover, additional effort is required to design real-time IDSs to fully classify several types of attack. Another significant point is that Spark outperforms other popular big data tools such as Hadoop, Storm, and Jubatus. In the light of such a scenario, it is recommended to consider Spark for future research with regards to IDS.

REFERENCES

- [1] E. Byres and J. Lowe, "The myths and facts behind cyber security risks for industrial control systems," in *Proceedings of the VDE Kongress*, vol. 116. Citeseer, 2004, pp. 213–218.
- [2] O. Osanaiye, K.-K. R. Choo, and M. Dlodlo, "Distributed denial of service (ddos) resilience in cloud: Review and conceptual cloud ddos mitigation framework," *Journal of Network and Computer Applications*, vol. 67, pp. 147 – 165, 2016.

- [3] P. Sangkatsanee, N. Wattanapongsakorn, and C. Charnsripinyo, "Practical real-time intrusion detection using machine learning approaches," *Computer Communications*, vol. 34, no. 18, pp. 2227 – 2235, 2011.
- [4] S. Axelsson, "The base-rate fallacy and the difficulty of intrusion detection," *ACM Trans. Inf. Syst. Secur.*, vol. 3, no. 3, pp. 186–205, Aug. 2000.
- [5] J. M. Estevez-Tapiador, P. Garcia-Teodoro, and J. E. Diaz-Verdejo, "Anomaly detection methods in wired networks: a survey and taxonomy," *Computer Communications*, vol. 27, no. 16, pp. 1569 – 1584, 2004.
- [6] Q. M. Ashraf and M. H. Habaebi, "Autonomic schemes for threat mitigation in internet of things," *Journal of Network and Computer Applications*, vol. 49, pp. 112 – 127, 2015.
- [7] M. Ali, S. U. Khan, and A. V. Vasilakos, "Security in cloud computing: Opportunities and challenges," *Information Sciences*, vol. 305, pp. 357 – 383, 2015.
- [8] M. Ahmed, A. N. Mahmood, and J. Hu, "A survey of network anomaly detection techniques," *Journal of Network and Computer Applications*, vol. 60, pp. 19 – 31, 2016.
- [9] R. Zuech, T. M. Khoshgoftaar, and R. Wald, "Intrusion detection and big heterogeneous data: a survey," *Journal of Big Data*, vol. 2, no. 1, p. 3, 2015.
- [10] M. Injadat, F. Salo, and A. B. Nassif, "Data mining techniques in social media: A survey," *Neurocomputing*, vol. 214, pp. 654 – 670, 2016.
- [11] R. Alguliyev and Y. Imamverdiyev, "Big data: Big promises for information security," in *2014 IEEE 8th International Conference on Application of Information and Communication Technologies (AICT)*, Oct 2014, pp. 1–4.
- [12] B. Kitchenham and S. Charters, "Guidelines for performing systematic literature reviews in software engineering," 2007.
- [13] S. Suthaharan, "A single-domain, representation-learning model for big data classification of network intrusion," in *Machine Learning and Data Mining in Pattern Recognition*, P. Perner, Ed. Berlin, Heidelberg: Springer Berlin Heidelberg, 2013, pp. 296–310.
- [14] V. P. Janeja, A. Azari, J. M. Namayanja, and B. Heilig, "B-dids: Mining anomalies in a big-distributed intrusion detection system," in *2014 IEEE International Conference on Big Data (Big Data)*, Oct 2014, pp. 32–34.
- [15] K. Singh, S. C. Guntuku, A. Thakur, and C. Hota, "Big data analytics framework for peer-to-peer botnet detection using random forests," *Information Sciences*, vol. 278, pp. 488 – 497, 2014.
- [16] S. Huang, Y. Huang, and N. Suri, "Event pattern discovery on ids traces of cloud services," in *2014 IEEE Fourth International Conference on Big Data and Cloud Computing*, Dec 2014, pp. 25–32.
- [17] T. Ogino, "An evaluation of intrusion detection system on jubatus," in *Progress in Systems Engineering*, H. Selvaraj, D. Zydek, and G. Chmaj, Eds. Cham: Springer International Publishing, 2015, pp. 359–364.
- [18] S. Y. SAIT, A. BHANDARI, S. KHARE, C. JAMES, and H. A. MURTHY, "Multi-level anomaly detection: Relevance of big data analytics in networks," *Sadhana*, vol. 40, no. 6, pp. 1737–1767, Sep 2015.
- [19] Z. Chen, G. Xu, V. Mahalingam, L. Ge, J. Nguyen, W. Yu, and C. Lu, "A cloud computing based network monitoring and threat detection system for critical infrastructures," *Big Data Research*, vol. 3, pp. 10 – 23, 2016, special Issue on Big Data from Networking Perspective.
- [20] J. Jabez and B. Muthukumar, "Intrusion detection system (ids): Anomaly detection using outlier detection approach," *Procedia Computer Science*, vol. 48, pp. 338 – 346, 2015, international Conference on Computer, Communication and Convergence (ICCC 2015).
- [21] Y. Hu, W. Liu, and W. Wu, "Structured machine learning for data analytics and modeling: Intelligent security as an example," in *2015 IEEE/WIC/ACM International Conference on Web Intelligence and Intelligent Agent Technology (WI-IAT)*, vol. 1, Dec 2015, pp. 325–332.
- [22] Y. Shi, S. Abhilash, and K. Hwang, "Cloudlet mesh for securing mobile clouds from intrusions and network attacks," in *2015 3rd IEEE International Conference on Mobile Cloud Computing, Services, and Engineering*, March 2015, pp. 109–118.
- [23] S. Zhao, M. Chandrashekar, Y. Lee, and D. Medhi, "Real-time network anomaly detection system using machine learning," in *2015 11th International Conference on the Design of Reliable Communication Networks (DRCN)*, March 2015, pp. 267–270.
- [24] C. Gupta, R. Sinha, and Y. Zhang, "Eagle: User profile-based anomaly detection for securing hadoop clusters," in *2015 IEEE International Conference on Big Data (Big Data)*, Oct 2015, pp. 1336–1343.
- [25] A. Sapegin, M. Gawron, D. Jaeger, F. Cheng, and C. Meinel, "High-speed security analytics powered by in-memory machine learning engine," in *2015 14th International Symposium on Parallel and Distributed Computing*, June 2015, pp. 74–81.
- [26] M. Solaimani, M. Iftekhar, L. Khan, B. Thuraisingham, J. Ingram, and S. E. Seker, "Online anomaly detection for multi-source vmware using a distributed streaming framework," *Software: Practice and Experience*, vol. 46, no. 11, pp. 1479–1497, 2016.
- [27] C.-B. Jiang, I.-H. Liu, Y.-N. Chung, and J.-S. Li, "Novel intrusion prediction mechanism based on honeypot log similarity," *International Journal of Network Management*, vol. 26, no. 3, pp. 156–175, 2016.
- [28] M. M. Rathore, A. Ahmad, and A. Paul, "Real time intrusion detection system for ultra-high-speed big data environments," *The Journal of Supercomputing*, vol. 72, no. 9, pp. 3489–3510, Sep 2016.
- [29] G. P. Gupta and M. Kulariya, "A framework for fast and efficient cyber security network intrusion detection using apache spark," *Procedia Computer Science*, vol. 93, pp. 824 – 831, 2016, proceedings of the 6th International Conference on Advances in Computing and Communications.
- [30] P. Natesan, R. R. Rajalaxmi, G. Gowrison, and P. Balasubramanie, "Hadoop based parallel binary bat algorithm for network intrusion detection," *International Journal of Parallel Programming*, vol. 45, no. 5, pp. 1194–1213, Oct 2017.
- [31] M. Ajabi, I. Boukhris, and Z. Elouedi, "Big data classification using belief decision trees: Application to intrusion detection," in *The 1st International Conference on Advanced Intelligent System and Informatics (AIS2015)*, November 28-30, 2015, Beni Suef, Egypt, T. Gaber, A. E. Hassanien, N. El-Bendary, and N. Dey, Eds. Cham: Springer International Publishing, 2016, pp. 369–379.
- [32] H. Hmida, S. B. Hamida, A. Borgi, and M. Rukoz, "Hierarchical data topology based selection for large scale learning," in *2016 Intl IEEE Conferences on Ubiquitous Intelligence Computing, Advanced and Trusted Computing, Scalable Computing and Communications, Cloud and Big Data Computing, Internet of People, and Smart World Congress (UIC/ATC/ScalCom/CBDCCom/IoP/SmartWorld)*, July 2016, pp. 1221–1226.
- [33] R. Sharma, P. Sharma, P. Mishra, and E. S. Pilli, "Towards mapreduce based classification approaches for intrusion detection," in *2016 6th International Conference - Cloud System and Big Data Engineering (Confluence)*, Jan 2016, pp. 361–367.
- [34] M. M. Rathore, A. Paul, A. Ahmad, S. Rho, M. Imran, and M. Guizani, "Hadoop based real-time intrusion detection for high-speed networks," in *2016 IEEE Global Communications Conference (GLOBECOM)*, Dec 2016, pp. 1–6.
- [35] I. Boukhris, Z. Elouedi, and M. Ajabi, "Toward intrusion detection using belief decision trees for big data," *Knowledge and Information Systems*, vol. 53, no. 3, pp. 671–698, Dec 2017.
- [36] N. Rachburee and W. Punlumjeak, "Big data analytics: Feature selection and machine learning for intrusion detection on microsoft azure platform," *Journal of Telecommunication, Electronic and Computer Engineering (JTEC)*, vol. 9, no. 1-4, pp. 107–111, 2017.
- [37] K. Vimalkumar and N. Radhika, "A big data framework for intrusion detection in smart grids using apache spark," in *2017 International Conference on Advances in Computing, Communications and Informatics (ICACCI)*, Sep. 2017, pp. 198–204.
- [38] K. Siddique, Z. Akhtar, and Y. Kim, "Intrusion detection in high-speed big data networks: A comprehensive approach," in *Advances in Computer Science and Ubiquitous Computing*, J. J. Park, V. Loia, G. Yi, and Y. Sung, Eds. Singapore: Springer Singapore, 2018, pp. 1364–1370.
- [39] H. G. Gülmez, E. Tuncel, and P. Angin, "A big data analytical approach to cloud intrusion detection," in *Cloud Computing – CLOUD 2018*, M. Luo and L.-J. Zhang, Eds. Cham: Springer International Publishing, 2018, pp. 377–388.
- [40] P. Dahiya and D. K. Srivastava, "A comparative evolution of unsupervised techniques for effective network intrusion detection in hadoop," in *Advances in Computing and Data Sciences*, M. Singh, P. K. Gupta, V. Tyagi, J. Flusser, and T. Ören, Eds. Singapore: Springer Singapore, 2018, pp. 279–287.
- [41] M. Salman, D. Husna, S. G. Apriliani, and J. G. Pinem, "Anomaly based detection analysis for intrusion detection system using big data technique with learning vector quantization (lvq) and principal component analysis (pca)," in *Proceedings of the 2018 International Conference on Artificial Intelligence and Virtual Reality*, ser. AIVR 2018. New York, NY, USA: ACM, 2018, pp. 20–23.
- [42] M. A. Hatf, V. Shaker, M. R. Jabbarpour, J. Jung, and H. Zarrabi, "Hidcc: A hybrid intrusion detection approach in cloud computing,"

Concurrency and Computation: Practice and Experience, vol. 30, no. 3, p. e4171, 2018.

- [43] S. M. Othman, F. M. Ba-Alwi, N. T. Alsohybe, and A. Y. Al-Hashida, "Intrusion detection model using machine learning algorithm on big data environment," *Journal of Big Data*, vol. 5, no. 1, p. 34, Sep 2018.
- [44] E. M. Kurt and Y. Becerikli, "Network intrusion detection on apache spark with machine learning algorithms," in *Engineering Applications of Neural Networks*, E. Pimenidis and C. Jayne, Eds. Cham: Springer International Publishing, 2018, pp. 130–141.
- [45] N. Munaiah, A. Meneely, R. Wilson, and B. Short, "Are intrusion detection studies evaluated consistently? a systematic literature review," 2016.
- [46] N. V. Chawla, K. W. Bowyer, L. O. Hall, and W. P. Kegelmeyer, "Smote: synthetic minority over-sampling technique," *Journal of artificial intelligence research*, vol. 16, pp. 321–357, 2002.
- [47] S. M. Sangve and R. Thool, "A formal assessment of anomaly network intrusion detection methods and techniques using various datasets," in *2015 International Conference on Applied and Theoretical Computing and Communication Technology (iCATccT)*, Oct 2015, pp. 267–272.