

Attention-guided Context Feature Pyramid Network for Object Detection

Junxu Cao*, Qi Chen*, Jun Guo, and Ruichao Shi

Abstract—For object detection, how to address the contradictory requirement between feature map resolution and receptive field on high-resolution inputs still remains an open question. In this paper, to tackle this issue, we build a novel architecture, called Attention-guided Context Feature Pyramid Network (AC-FPN), that exploits discriminative information from various large receptive fields via integrating attention-guided multi-path features. The model contains two modules. The first one is Context Extraction Module (CEM) that explores large contextual information from multiple receptive fields. As redundant contextual relations may mislead localization and recognition, we also design the second module named Attention-guided Module (AM), which can adaptively capture the salient dependencies over objects by using the attention mechanism. AM consists of two sub-modules, i.e., Context Attention Module (CxAM) and Content Attention Module (CnAM), which focus on capturing discriminative semantics and locating precise positions, respectively. Most importantly, our AC-FPN can be readily plugged into existing FPN-based models. Extensive experiments on object detection and instance segmentation show that existing models with our proposed CEM and AM significantly surpass their counterparts without them, and our model successfully obtains state-of-the-art results. We have released the source code at: <https://github.com/Caojunxu/AC-FPN>.

Index Terms—Receptive fields, object detection, instance segmentation.

I. INTRODUCTION

OBJECT detection is a fundamental but non-trivial problem in computer vision (Fig. 1(a)). The study of this task can be applied to various applications, such as face detection [1], [2], [3], people counting [4], [5], pedestrian detection [6], [7], [8], object tracking [9], [10], [11], [12], [13], *etc.* However, how to perform the task effectively still remains an open question.

Nowadays, to accurately locate objects, representative object detectors, *e.g.*, Faster R-CNN [14], RetinaNet [15], and DetNet [16], use high-resolution images (with the shorter edge being 800) as inputs, which contain much more detailed information and improve the performance in object detection (See AP in Table I). However, unfortunately, images with higher resolution require neurons to have larger receptive fields to obtain effective semantics (Fig. 1(b)). Otherwise, it will deteriorate the performance when capturing large objects in the higher resolution images. (See AP_L in Table I).

Intuitively, to obtain a larger receptive field, we can design a deeper network model by increasing the convolutional and

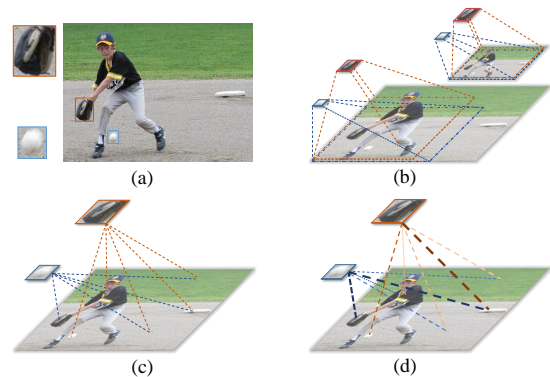


Fig. 1. (a) Detected objects. (b) The receptive fields of the same model on images of different sizes. (c) Captured context information from various receptive fields. (d) Identified salient relations. The dashed lines indicate the context dependencies over images and the line weight refers to the degree of correlation.

downsampling layers, where the downsampling layer includes the pooling layer and the convolutional layer with a stride larger than 1. However, simply increasing the number of convolutional layers is rather inefficient. It leads to much more parameters and thereby causes higher computational and memory costs. What's worse, aggressively deep networks are hard to optimize due to the overfitting problem [17]. On the other hand, the increased number of downsampling layers results in reduced feature map sizes, which causes more challenging issues in localization. Thus, how to build a model that can achieve large receptive fields while maintaining high-resolution feature maps remains a key issue in object detection.

Recently, FPN [18] is proposed to exploit the inherent multi-scale feature representation of deep convolutional networks. More specifically, by introducing a top-down pathway, FPN combines low-resolution, large-receptive-field features with high-resolution, small-receptive-field features to detect objects at different scales, and thus alleviates the aforementioned contradictory requirement between the feature map resolution and receptive fields. To further increase feature map resolution while keeping the receptive field, DetNet [16] employs dilated convolutions and adds an extra stage. Until now, FPN-based approaches (*e.g.*, FPN and DetNet) have reached the state-of-the-art performance in object detection. Nevertheless, the receptive field of these models is still much smaller than their input size.

In addition, due to the limitation of the network architecture, FPN-based approaches cannot make good use of the receptive fields of different sizes. Specifically, the bottom-up pathway simply stacks layers to enlarge the receptive field without

* Authors contributed equally.

Junxu Cao, Jun Guo, and Ruichao Shi are with the Tencent. E-mail: {qibaicao, garryshi}@tencent.com, artanis.protoss@outlook.com

Qi Chen is with the School of Software Engineering, South China University of Technology. E-mail: sechenqi@mail.scut.edu.cn

TABLE I
DETECTION RESULTS USING RESNET-101 FPN [18] WITH DIFFERENT
INPUT IMAGE SIZES ON COCO MINIVAL.

Image size	AP	AP ₅₀	AP ₇₅	AP _S	AP _M	AP _L
600 × 1000	37.9	59.5	41.2	19.8	41.3	51.6
800 × 1333	39.4	61.2	43.4	22.5	42.9	51.3
1000 × 1433	39.5	61.6	43.0	24.0	43.0	49.6

encouraging information propagation, and the feature maps corresponding to different receptive fields are just merged by element-wise addition in the top-down pathway. Therefore, semantic information captured by different receptive fields does not well in communicating with each other, leading to the limited performance.

In short, there exist two main problems in current FPN-based approaches: 1) the contradictory requirement between feature map resolution and receptive field on high-resolution inputs, and 2) the lack of effective communication among multi-size receptive fields. To effectively tackle these two problems, we propose a module, called **Context Extraction Module (CEM)**. Without significantly increasing the computational overhead, CEM can capture rich context information from different large receptive fields by using multi-path dilated convolutional layers with different dilation rates (Fig. 1 (c)). Furthermore, to merge multi-receptive-field information elaborately, we introduce dense connections between the layers with different receptive fields in CEM.

Nevertheless, although the feature from CEM contains rich context information and substantially helps to detect objects of different scales, we found that it is somewhat miscellaneous and thereby might confuse the localization and recognition tasks. Thus, as shown in Fig. 1 (d), to reduce the misleading of redundant context and further enhance the discriminative ability of feature, we design another module named **Attention-guided Module (AM)**, which introduces a self-attention mechanism to capture effective contextual dependencies. Specifically, it consists of two parts: 1) *Context Attention Module (CxAM)* which aims at capturing semantic relationship between any two positions of the feature maps, and 2) *Content Attention Module (CnAM)* which focuses on discovering spatial dependencies.

In this paper, we name our whole model, which consists of CEM and AM, as **Attention-guided Context Feature Pyramid Network (AC-FPN)**. Our proposed AC-FPN can readily be plugged into existing FPN-based model and be easily trained end-to-end without additional supervision.

We compare our AC-FPN with several state-of-the-art baseline methods on the COCO dataset. Extensive experiments demonstrate that, without any bells and whistles, our model achieves the best performance. Embedding the baselines with our modules (CEM and AM) significantly improves the performance on object detection. Furthermore, we also validate the proposed method on the more challenging instance segmentation task, and the experimental results show that the models integrated with CEM and AM substantially outperform the counterparts (*i.e.*, without them). The source code will be made publicly available.

We highlight our principal contributions as follows:

- To address the contradictory requirement between feature map resolution and receptive fields in high-resolution images, we design a module named CEM to leverage features from multiple large contexts.
- In addition to producing more salient context information and further enhance the discriminative ability of feature representations, we introduce an attention-guided module named AM.
- Our two modules (CEM and AM, named together as AC-FPN) can readily be plugged into existing FPN-based models, *e.g.*, PANet [19], and significantly boost the performance in both object detection and instance segmentation tasks.

II. RELATED WORK

A. Object Detection

The frameworks of object detection in deep learning can be mainly divided into two categories: 1) two-stage detectors and 2) one-stage detectors. The two-stage detectors generate thousands of region proposals and then classifies each proposal into different object categories. For example, R-CNN [20] generates 2,000 candidate proposals by Selective Search [21] while filtering out the majority of negative positions in the first stage, and classifies the previous proposals into different object categories in the second stage. Afterward, Ross Girshick proposes Fast R-CNN [22], which shares the convolution operations and thus enables end-to-end training of classifiers and regressors. Moreover, for Faster R-CNN [14], Region Proposal Networks (RPN) integrates proposal generation with the classifier into a single convolutional network. Numerous extensions of this framework have been proposed, such as R-FCN [23], FPN [18], Mask R-CNN [24], Cascade R-CNN [25], CBNet [26] and DetNet [16].

The other regards object detection as a regression or classification problem, adopting a unified network to achieve final results (locations and categories) directly. OverFeat [27] is one of the first models with the one-stage framework on deep networks. Afterward, Redmon *et al.* propose YOLO [28] to make use of the whole topmost feature map to predict both classification confidences and bounding boxes. In addition, Liu *et al.* devise SSD [29] to handle objects of various sizes using multi-scale bounding boxes on multiple feature maps. Besides, there are extensive other one-stage models enhancing the detection process in the prediction objectives or the network architectures, such as YOLOv2 [30], DSSD [31] and DSOD [32].

B. Context Information

Context information can facilitate the performance of localizing the region proposals and thereby improve the final results of detection and classification. According to that, Bell *et al.* present Inside-Outside Net (ION) [33] that exploits information both inside and outside the regions of interest. Chen *et al.* propose a context refinement algorithm [34], which explores rich contextual information to better refine each region proposals. Besides, Hu *et al.* design a relation model [35]

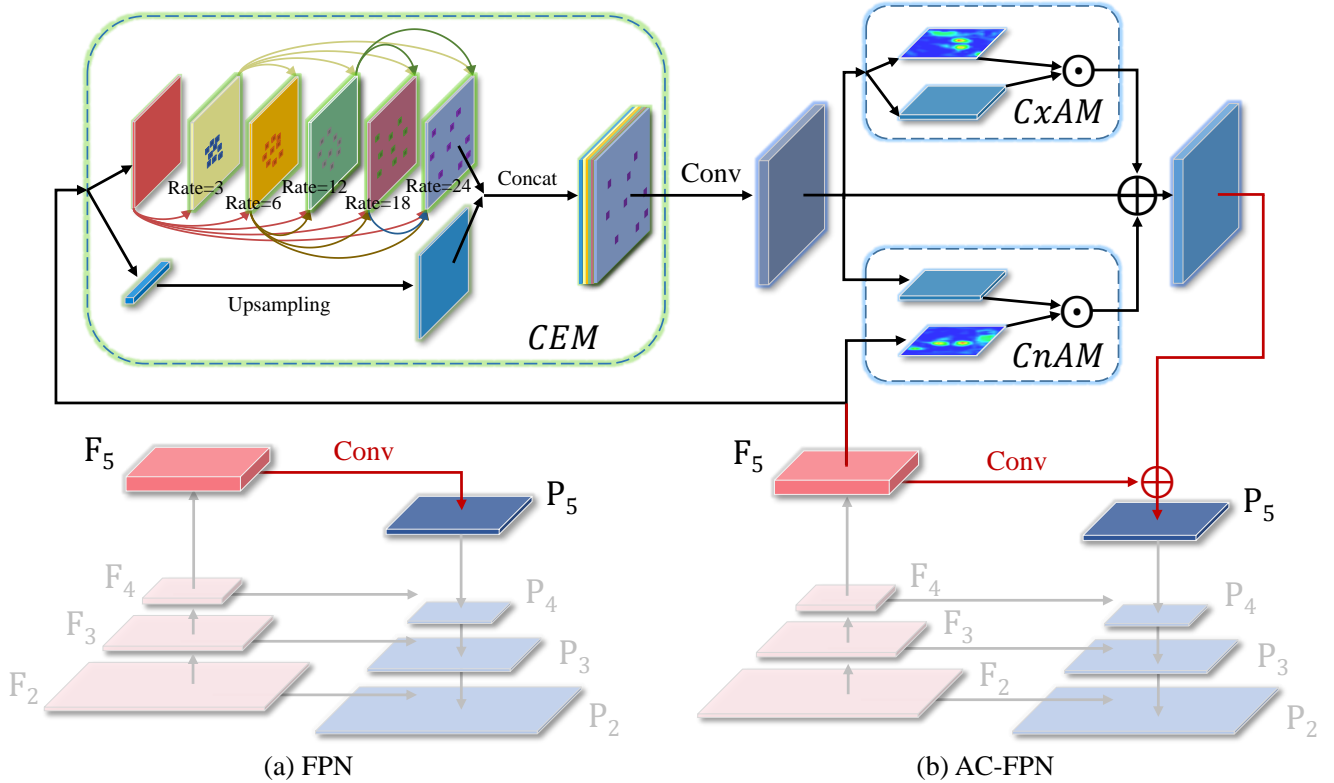


Fig. 2. The overall architecture of our proposed modules. Based on the structure of FPN, Context Extraction Module (CEM) is trained to capture the rich context information for various receptive fields and then produces an integrated representation. The Context Attention Module (CxAM) and Content Attention Module (CnAM) are devised to identify the salient dependencies among the extracted context.

that focuses on the interactions between each object that can be regarded as a kind of contextual cues. Unlike the plain architecture in [35], the models in [36], [37], [5] consider the relations with a sequential fashion. Moreover, for reasoning the obstructed objects, Chen *et al.* present a framework [38] to exploit the relational and contextual information by knowledge graphs.

C. Attention Modules

Attention modules can model long-range dependencies and become the workhorse of many challenging tasks, including image classification [39], [40], semantic and instance segmentation [41], [42], image captioning [43], [44], [45], natural language processing [46], [47], [48], [49], *etc.* For object detection, Li *et al.* propose a MAD unit [50] to aggressively search for neuron activations among feature maps from both low-level and high-level streams. Likewise, to improve the detection performance, Zhu *et al.* design an Attention CoupleNet [51] that incorporates the attention-related information with global and local properties of the objects. Moreover, Pirinen *et al.* present a drl-RPN [52] that replaces the typical RoI selection process of RPN [14] with a sequential attention mechanism, which is optimized via deep reinforcement learning (RL).

III. PROPOSED METHOD

Recently, the hierarchical detection approaches like FPN [18] and DetNet [16] have achieved promising perfor-

mance. However, for larger input images, these models have to stack more convolutional layers to ensure the appropriateness of receptive fields. Otherwise, they will be in a dilemma between feature map resolution and receptive fields. Besides, for these models, the representation ability of generated features are limited due to the lack of effective communication between receptive fields with different sizes.

To alleviate these limitations, we propose a novel *Attention-guided Context Feature Pyramid Network (AC-FCN)* that captures context information from receptive fields with different sizes and produces the objective features with stronger discriminative ability. As shown in Fig. 2, built upon the basic FPN architecture [18], our proposed model has two novel components: 1) *Context Extraction Module (CEM)* that exploits rich context information from receptive fields with various sizes; 2) *Attention-guided Module (AM)* that enhances salient context dependencies. We will depict each part of our model in the following subsections.

A. Context Extraction Module

To integrate the contextual information from different receptive fields, we build the Context Extraction Module (CEM), which only contains several additional layers. To be specific, as shown in Fig. 2, for the bottom-up pathway, we denote the output of the convolutional layer in each scale as $\{F_2, F_3, F_4, F_5\}$ according to the settings in [18]. Likewise,

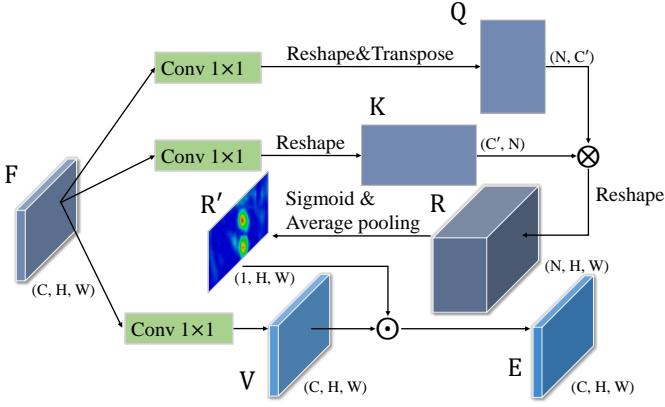


Fig. 3. Architecture of Context Attention Module (CxAM).

both the top-down pathway and lateral connections follow the official settings in the original paper [18].

After obtaining the feature maps from preceding layers (*i.e.*, F_5), to exploit rich contextual information, we feed it into our CEM, which consists of multi-path dilated convolutional layers [53] with different rates, *e.g.*, rate = 3, 6, 12. These separated convolutional layers can harvest multiple feature maps in various receptive fields. Besides, to enhance the capacity of modeling geometric transformations, we introduce deformable convolutional layers [54] in each path. It ensures our CEM can learn transformation-invariant features from the given data.

In addition, to merge multi-scale information elaborately, we employ dense connections in our CEM, where the output of each dilated layer is concatenated with the input feature maps and then fed into the next dilated layer. DenseNet [55] employs the dense connection to tackle the issues of vanishing gradients and strengthens feature propagation when the CNN model is increasingly deep. By contrast, we use the dense fashion to achieve better scale diversities of the features with various receptive fields. Finally, in order to maintain the coarse-grained information of the initial inputs, we concatenate the outputs of the dilated layers with the up-sampled inputs and feed them into a 1×1 convolutional layer to fuse the coarse-and-fine-grained features.

B. Attention-guided Module

Although the features from CEM contain rich receptive field information, not all of them are useful to facilitate the performance of object detection. The accuracy may reduce since the bounding boxes or region proposals are misled by redundant information. Thus, to remove the negative impacts of the redundancy and further enhance the representation ability of feature maps, we propose an Attention-guided Module (AM), which is able to capture salient dependencies with strong semantics and precise locations. As shown in Fig. 2, the attention module consists of two parts: 1) Context Attention Module (CxAM) and 2) Content Attention Module (CnAM).

More specifically, CxAM focuses on the semantics between subregions of given feature maps (*i.e.*, the features from CEM). However, due to the effects of the deformable convolution,

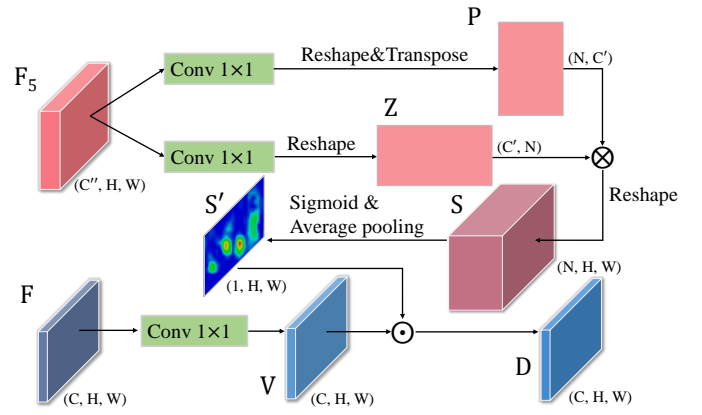


Fig. 4. Architecture of Content Attention Module (CnAM).

the location of each object has been destroyed dramatically. To alleviate this issue, we introduce CnAM, which pays more attention to ensure the spatial information but sacrifices some semantics due to the attention from the shallower layer (*i.e.*, F_5). Finally, the features refined by CxAM and CnAM are merged with the input features to obtain more comprehensive representations.

1) *Context Attention Modules*: To actively capture the semantic dependencies between subregions, we introduce a Context Attention Module (CxAM) based on the self-attention mechanism. Unlike [56], we feed the preceding features, which are produced by CEM and contain multi-scale receptive field information, into CxAM module. Based on these informative features, CxAM adaptively pays more attention to the relations between subregions which are more relevant. Thus, the output features from CxAM will have clear semantics and contain contextual dependencies within surrounding objects.

As can be seen in Fig. 3, given discriminative feature maps $F \in \mathbb{R}^{C \times H \times W}$, we transform them into a latent space by using the convolutional layers W_q and W_k , respectively. The converted feature maps are calculated by

$$Q = W_q^T F \quad \text{and} \quad K = W_k^T F, \quad (1)$$

where $\{Q, K\} \in \mathbb{R}^{C' \times H \times W}$. Then, we reshape Q and K to $\mathbb{R}^{C' \times N}$, where $N = H \times W$. To capture the relationship between each subregion, we calculate a correlation matrix as

$$R = Q^T K, \quad (2)$$

where $R \in \mathbb{R}^{N \times N}$ and then be reshaped to $R \in \mathbb{R}^{N \times H \times W}$. After normalizing R via sigmoid activation function and average pooling, we build an attention matrix R' , where $R' \in \mathbb{R}^{1 \times H \times W}$.

Meanwhile, we transform the feature map F to another representation V by using the convolutional layer W_v :

$$V = W_v^T F, \quad (3)$$

where $V \in \mathbb{R}^{C \times H \times W}$.

Finally, an element-wise multiplication is performed on R' and the feature V to get the attentional representation E . We formulate the function as

$$E_i = R' \odot V_i, \quad (4)$$

where \mathbf{E}_i refers to the i^{th} feature map along with the channel dimension C .

2) *Content Attention Module*: Due to the effects of deformable convolutions in CEM, the geometric properties of the given images have been destroyed drastically, leading to the location offsets. To solve this problem, we design a new attention module, called Content Attention Module (CnAM), to maintain precise position information of each object.

As shown in Fig. 4, similar to CxAM, we use convolutional layers to transform the given feature maps. However, instead of using the feature maps \mathbf{F} to produce the attention matrix, we adopt the feature maps $\mathbf{F}_5 \in \mathbb{R}^{C'' \times H \times W}$, which can capture the more precise location of each object.

To get the attention matrix, at first we apply two convolutional layers \mathbf{W}_p and \mathbf{W}_z , to convert \mathbf{F}_5 into the latent space, respectively:

$$\mathbf{P} = \mathbf{W}_p^\top \mathbf{F}_5 \quad \text{and} \quad \mathbf{Z} = \mathbf{W}_z^\top \mathbf{F}_5, \quad (5)$$

where $\{\mathbf{P}, \mathbf{Z}\} \in \mathbb{R}^{C' \times H \times W}$. Then, we reshape the dimension of \mathbf{P} and \mathbf{Z} to $\mathbb{R}^{C' \times N}$, and produce the correlation matrix similar to Eq. (2) as:

$$\mathbf{S} = \mathbf{P}^\top \mathbf{Z}, \quad (6)$$

where $\mathbf{S} \in \mathbb{R}^{N \times N}$. After reshaping \mathbf{S} to $\mathbb{R}^{N \times H \times W}$, we employ sigmoid function and average pooling to produce an attention matrix $\mathbf{S}' \in \mathbb{R}^{1 \times H \times W}$. To obtain a prominent representation, we combine the extracted features \mathbf{V} (see Section III-B1) with \mathbf{S}' by element-wise multiplication:

$$\mathbf{D}_i = \mathbf{S}' \odot \mathbf{V}_i, \quad (7)$$

where $\mathbf{D} \in \mathbb{R}^{C \times H \times W}$ and \mathbf{D}_i indicates the i^{th} output feature map.

IV. EXPERIMENTS ON OBJECT DETECTION

In this section, we evaluate the performance of our AC-FPN compared to the baseline methods including Cascade R-CNN [25], Faster R-CNN with FPN [18], PANet [19] and DetNet [16]. Following the settings in [25], [19], we train our model on MS-COCO 2017 [57], which consists of 115k training images and 5k validation images (*minival*). We also report the final results on a set of 20k test images (*test-dev*). For quantitative comparison, we use the COCO-style Average Precision (AP) and PASCAL-style AP (*i.e.* averaged over IoU thresholds). Following the definitions in [57], on COCO, we denote the objects with small, medium and large sizes as AP_S , AP_M and AP_L , respectively. For PASCAL-style AP, we use AP_{50} and AP_{75} , which are defined at a single IoU of 0.5 and 0.75.

A. Implementation Details.

Following the settings in [25], [24], [19], we resize the input images with the shorter side of 800 pixels and initialize the feature extractor with a model pretrained on ImageNet. Specifically, we train our model with learning rate 0.02 for 60k iterations and reduce to 0.002 for another 20k iterations. For a fair comparison, we train our model without any data augmentations except the horizontal image flipping.

For our AC-FPN, different from the original FPN, we use dilated convolution on \mathbf{F}_5 and subsample \mathbf{P}_5 via max pooling to keep the same stride with FPN. More specifically, in CEM, we first reduce \mathbf{F}_5 to 512 channels as input, followed by several 3×3 deformable convolutional layers with different dilated rates, *e.g.*, 3, 6, 9. Then we reduce the output to 256 channels for reusing the top-down structure of FPN. More details are shown in Tab. II. In AM, as shown in Figs. 3 and 4, we use 1×1 convolution to reduce the input to 256 channels in CnAM and 128 channels in CxAM, respectively. For compared methods, we use the reimplementations and settings in Detectron [58].

B. Comparisons with State-of-the-arts

1) *Quantitative Evaluation*: Tab. III shows the detection performance of state-of-the-art methods on COCO *test-dev*. Compared to FPN (ResNet-50) and FPN (DetNet-59), our AC-FPN (ResNet-50) consistently achieves the best performance. To be specific, compared to FPN (ResNet-50), the promotions of AP_S , AP_M and AP_L are 2.4, 3.7 and 4.1, respectively. Likewise, for FPN (DetNet-59), we also obtain the biggest improvement in AP_L , which demonstrates that our model is able to capture much more effective information from large receptive fields.

On the other hand, compared to FPN (ResNet-101), although it contains more layers and establishes a deeper network, the performance even can not surpass our AC-FPN's built upon ResNet-50. Hence, we can conjecture that even if both FPN (ResNet-101) and AC-FPN (ResNet-50) have large receptive fields, our improvements are still relatively large since the proposed method extracts much stronger semantics and context information.

2) *Adaptation to Existing Methods*: To investigate the effects of our proposed modules, we embed our CEM and AM into some existing models. For a fair comparison, we use the same hyper-parameters for both baseline models and ours. Besides, we train two models for each baseline with different backbones, *i.e.*, ResNet-50 and ResNet-101. Tab. IV shows that the models with CEM and AM consistently outperform their counterparts without them. And we argue that the reasons lie in that our modules can capture much richer context information from various receptive fields.

3) *Qualitative Evaluation*: Moreover, we show the visual results of FPN with or without our CEM and AM. For a fair comparison, we build the models upon ResNet-50 and test on COCO *minival*. Besides, for convenient, we compare the detection performance of the same images with threshold = 0.7. From Fig. 5 (a), (b) and (c), the typical FPN model misses some large objects since these objects may be out of the receptive fields and FPN can not capture. By contrast, with our modules, the integrated FPN overcomes this limitation by accessing richer receptive fields. As shown in Figs. 5 (d) and (e), our models also perform much better on the ambiguous objects by exploring the context information from various receptive fields.

TABLE II
DETAILED MODEL DESIGN OF THE PROPOSED CEM.

Module	Module details	Input shape	Output shape
CEM_3_1x1	Conv	(2048, w, h)	(512, w, h)
CEM_3_3x3	DeformConv(dilate=3)	(512, w, h)	(256, w, h)
CEM_concat_1	Concatenation(C5, CEM_3_3x3)	(2048, w, h)⊕(256, w, h)	(2304, w, h)
CEM_6_1x1	Conv	(2304, w, h)	(512, w, h)
CEM_6_3x3	DeformConv(dilate=6)	(512, w, h)	(256, w, h)
CEM_concat_2	Concatenation(CEM_concat_1, CEM_6_3x3)	(2304, w, h)⊕(256, w, h)	(2560, w, h)
CEM_12_1x1	Conv	(2560, w, h)	(512, w, h)
CEM_12_3x3	DeformConv(dilate=12)	(512, w, h)	(256, w, h)
CEM_concat_3	Concatenation(CEM_concat_2, CEM_12_3x3)	(2560, w, h)⊕(256, w, h)	(2816, w, h)
CEM_18_1x1	Conv	(2816, w, h)	(512, w, h)
CEM_18_3x3	DeformConv(dilate=18)	(512, w, h)	(256, w, h)
CEM_concat_4	Concatenation(CEM_concat_3, CEM_18_3x3)	(2816, w, h)⊕(256, w, h)	(3072, w, h)
CEM_24_1x1	Conv	(3072, w, h)	(512, w, h)
CEM_24_3x3	DeformConv(dilate=24)	(512, w, h)	(256, w, h)
CEM_global_context	Global Average Pooling	(2048, w, h)	(2048, 1, 1)
CEM_gc_reduce_1x1	Conv	(2048, 1, 1)	(256, 1, 1)
CEM_gc_upsample	Bilinear Interpolation	(256, 1, 1)	(256, w, h)
CEM_concat_5	Concatenation(CEM_3_3x3, CEM_6_3x3, CEM_12_3x3, CEM_18_3x3, CEM_24_3x3, CEM_gc_upsample)	(256, w, h)⊕(256, w, h)⊕(256, w, h)⊕ (256, w, h)⊕(256, w, h)⊕(256, w, h)	(1536, w, h)
CEM_reduce_1x1	Conv	(1536, w, h)	(256, w, h)

TABLE III
THE STATE-OF-THE-ART DETECTORS ON COCO TEST-DEV. THE ENTRIES DENOTED BY “*” USE THE IMPLEMENTATIONS OF DETECTRON[58]. “AC-CASCADE” MEANS CASCADE R-CNN EMBEDDED WITH AC-FPN.

Methods	Backbone	AP	AP ₅₀	AP ₇₅	AP _S	AP _M	AP _L
FPN* [18]	ResNet-50	37.2	59.3	40.2	20.9	39.4	46.9
FPN	DetNet-59 [16]	40.3	62.1	43.8	23.6	42.6	50.0
FPN* [18]	ResNet-101	39.4	61.5	42.8	22.7	42.1	49.9
DRFCN [54]	ResNet-101	37.1	58.9	39.8	17.1	40.3	51.3
Mask R-CNN* [24]	ResNet-101	40.2	62.0	43.9	22.8	43.0	51.1
Cascade R-CNN* [25]	ResNet-101	42.9	61.5	46.6	23.7	45.3	55.2
C-Mask R-CNN [34]	ResNet-101	42.0	62.9	46.4	23.4	44.7	53.8
AC-FPN*	ResNet-50	40.4	63.0	44.0	23.5	43.0	50.9
AC-FPN*	ResNet-101	42.4	65.1	46.2	25.0	45.2	53.2
AC-Cascade*	ResNet-101	45.0	64.4	49.0	26.9	47.7	56.6

C. Experiments of Context Extraction Module

1) *Effectiveness of CEM*: To discuss the effects of CEM, we plug CEM into the existing models and compare the performance with that without it. As shown in Tab. V, compared to the baselines, the models with CEM achieves more compelling performance. It demonstrates that our proposed CEM is able to facilitate the object detection task by capturing richer context information from receptive fields with different sizes.

2) *Impacts of Deformable Convolutions*: To evaluate the impact of deformable convolutions in our framework, we conduct an ablation study, where we compare the results of object detection using our proposed CEM module with and without deformable convolutions. Note that in order to avoid interference from other modules, we remove the proposed AM module from the whole framework. From Tab. VI, the results show that with deformable convolution, the AP_L improves while the AP_S goes down slightly. The reason may lie on that the deformable convolutions destroy the location information when seeking more powerful contextual information, especially for small objects, which are more sensitive to the locations.

3) *Effects of Dense Connections*: To investigate the impact of dense connections in CEM, we report the detection results on COCO minival with or without the dense connections. Similarly, to reduce the influence of other factors, we remove the proposed AM module and deformable convolutions from the whole framework. As shown in Tab. VII, when using dense connection method, the performance increases consistently in all metrics, which demonstrates that the dense connections are effective and an elaborate fusion method has a positive impact in the final performance.

D. Experiments of Attention-guided Module

1) *Effectiveness of CxAM and CnAM*: We conduct an ablation study to investigate the effects of our CxAM and CnAM. For FPN, we introduce our modules gradually and test the AP values of each combined models. As shown in Tab. VIII, the model incorporated with both CxAM and CnAM achieves the best performance in all metrics. Moreover, if we only embed with one of them, the results also increase to some extent. These results demonstrate that our modules improve the performance consistently for the objects of all sizes by capturing much richer multi-scale information.

TABLE IV

DETAILED COMPARISONS ON MULTIPLE POPULAR BASELINE OBJECT DETECTORS ON THE COCO DATASET. WE PLUG OUR MODULES (CEM AND AM) INTO THE EXISTING METHODS AND TEST THEIR RESULTS BASED ON BOTH RESNET-50 AND RESNET-101.

Methods	Backbone	+ Our modules	minival						test-dev					
			AP	AP ₅₀	AP ₇₅	AP _S	AP _M	AP _L	AP	AP ₅₀	AP ₇₅	AP _S	AP _M	AP _L
FPN [18]	ResNet-50	✓	36.7	58.4	39.6	21.1	39.8	48.1	37.2	59.3	40.2	20.9	39.4	46.9
			40.1	62.5	43.2	23.9	43.6	52.4	40.4	63.0	44.0	23.5	43.0	50.9
	ResNet-101	✓	39.4	61.2	43.4	22.6	42.9	51.4	39.4	61.5	42.8	22.7	42.1	49.9
			42.0	64.7	45.6	25.1	45.7	53.4	42.4	65.1	46.2	25.0	45.2	53.2
PANet [19]	ResNet-50	✓	38.7	60.4	41.7	22.6	42.4	50.3	39.0	60.8	42.1	22.2	41.7	48.7
			40.8	62.4	44.3	24.1	44.7	53.0	40.9	62.8	44.3	23.6	43.6	51.6
	ResNet-101	✓	40.5	62.0	43.8	23.0	44.8	53.2	40.8	62.7	44.2	23.2	43.9	51.7
			42.7	64.4	46.5	25.5	46.7	54.9	43.0	65.1	46.8	25.6	46.1	53.6
Cascade R-CNN [25]	ResNet-50	✓	40.9	59.0	44.6	22.5	43.6	55.3	41.1	59.6	44.6	22.8	43.0	53.2
			43.0	62.4	46.7	25.3	46.4	56.4	43.3	62.7	47.4	25.0	45.7	55.1
	ResNet-101	✓	42.8	61.4	46.8	24.1	45.8	57.4	42.9	61.5	46.6	23.7	45.3	55.2
			44.9	64.3	48.7	27.5	48.7	57.8	45.0	64.4	49.0	26.9	47.7	56.6




Fig. 5. Visualization of object detection. Both models are built upon ResNet-50 on COCO minival.

TABLE V
EFFECTS OF OUR CEM WITH RESNET-50 ON COCO MINIVAL.

Methods	+ CEM	AP	AP ₅₀	AP ₇₅	AP _S	AP _M	AP _L
FPN	✓	36.7	58.4	39.6	21.1	39.8	48.1
		39.3	61.9	42.6	23.6	42.9	50.4
PANet	✓	38.7	60.4	41.7	22.6	42.4	50.3
		39.9	62.3	43.3	23.6	43.6	52.0
Cascade R-CNN	✓	40.9	59.0	44.6	22.5	43.6	55.3
		42.1	61.1	45.8	22.7	45.8	57.1

TABLE VI
RESULTS OF DETECTION USING RESNET-50 BACKBONE WITH AND W/O DEFORMABLE CONVOLUTIONS ON COCO MINIVAL.

Deformable	Rest of CEM	AP	AP ₅₀	AP ₇₅	AP _S	AP _M	AP _L
		36.7	58.4	39.6	21.1	39.8	48.1
	✓	38.8	61.8	41.8	23.7	42.5	49.7
✓	✓	39.2	61.9	42.5	23.5	42.9	50.3

2) *Visualization of Attention*: To further verify the effects of our attention modules, we pose the visual results of attention maps in Fig. 6. Compared to ground-truth bounding boxes (Fig. 6 (b)), when only employing the CEM module (Fig. 6 (c)), the results contain some redundant region proposals owing to the miscellaneous context information captured by CEM. After incorporating CnAM, as shown in Fig. 6 (d), the attention model locates the object much more accurately. Nonetheless, the attention map also captures some unnecessary regions since the context information is insufficient to

TABLE VII
DETECTION RESULTS WITH AND W/O DENSE CONNECTIONS OF CEM ON COCO MINIVAL BASED ON RESNET-50.

Dense connections	AP	AP ₅₀	AP ₇₅	AP _S	AP _M	AP _L
	38.3	61.1	41.5	22.4	41.7	49.5
✓	38.8	61.8	41.8	23.7	42.5	49.7

TABLE VIII
EFFECTS OF OUR ATTENTION MODULES CxAM AND CnAM WITH RESNET-50 ON COCO MINIVAL.

	+ CxAM	+ CnAM	AP	AP ₅₀	AP ₇₅	AP _S	AP _M	AP _L
FPN			39.3	61.9	42.6	23.6	42.9	50.4
	✓		39.6	62.0	42.8	23.5	43.4	50.6
		✓	39.8	62.4	43.2	23.8	43.3	51.6
	✓	✓	40.1	62.5	43.2	23.9	43.6	52.4

distinguish them. To handle this issue, we integrate the CxAM module, which contains stronger semantics, to further filter the needless dependencies and then obtain a clearer attention map (Fig. 6 (e)). Therefore, in contrast to Fig. 6 (c), our model (Fig. 6 (f)) gets rid of the redundant regions and then achieves better performance.

3) *Impact of Pooling Method*: Moreover, we also investigate the impact of pooling method in our Attention-guided Module (AM). From Tab. IX, the results show that compared with max pooling, average pooling obtains a similar but slightly better performance with both ResNet-50 and ResNet-101 backbones.



Fig. 6. Discussion for the impacts of our CxAM and CnAM modules via visualizing attention map on COCO minival.

TABLE IX
IMPACT OF POOLING METHOD IN ATTENTION-GUIDED MODULE (AM).

Backbone	Attention-guided Module (AM)		AP
	max pooling	avg pooling	
ResNet-50	✓		39.9
		✓	40.1
ResNet-101	✓		41.6
		✓	42.0

E. More Discussions

1) *Complexity Analysis*: To analyze the model complexity, we compare the number of model parameters and floating-point operations per second (FLOPS). First, we compare the number of parameters with or without the proposed modules

(*i.e.*, CEM and AM). Tab. X shows that AC-FCN improves the performance in a large margin while only introducing a few extra parameters. Besides, our proposed AC-FPN (ResNet-50), which contains fewer parameters than FPN (ResNet-101), can also obtain better performance. The results demonstrate that the improvement brought by our methods mainly comes from the elaborate design rather than the additional parameters.

Furthermore, to evaluate the efficiency of our modules, we report the FLOPS of FPN and AC-FPN in Tab. XI. Specifically, for feature maps C_5 , we set dilation rate = 1 and stride = 32 in both FPN and AC-FPN. The results show that our modules improve performance significantly while increasing the computational cost slightly. Thus, we can draw a conclusion that the improvement mostly comes from our well-designed modules (*i.e.*, CEM and AM) instead of the

TABLE X
DETECTION RESULTS ON COCO TEST-DEV AND THE CORRESPONDING NUMBER OF PARAMETERS AND TRAINING TIME FOR EACH ITERATION.

Backbone	FPN			ACFPN		
	#Params	Time	AP	#Params	Time	AP
ResNet-50	39.82M	0.92s	37.2	54.58M	1.18s	40.4
ResNet-101	57.94M	1.24s	39.4	72.69M	1.56s	42.4

TABLE XI
FLOPS OF DETECTION RESULTS ON COCO.

	Backbone	minival	test-dev	FLOPS
FPN	resnet50	36.7	37.2	97.63G
ACFPN		39.1	39.4	102.78G
FPN	resnet101	39.4	39.4	143.73G
ACFPN		41.5	41.7	148.89G

additional computations.

In addition, we evaluate the training time of all the models using an NVIDIA Tesla P40 GPU. For Tab. X, our ACFPN achieves more promising performance in both ResNet-50 and ResNet-101, and only requires 1.18 seconds and 1.56 seconds for each iteration, respectively. Moreover, we also investigate the change of training time when increasing the number of paths and dilation rate of ACFPN. As shown in Tab. XII, even with more paths and dilation rates, the training cost grows very slightly.

2) *Influence of Number of Path in CEM*: To further evaluate the impacts of multi-scale context information, we adopt a different number of paths and dilation rates for our CEM module. From Tab. XII, the model with too many (*e.g.*, 7) or too few (*e.g.*, 1) paths always achieves sub-optimal results. This situation demonstrates that the features produced by fewer paths cannot sufficiently capture the information from different receptive fields very well. On the contrary, too many paths in CEM will cause the extracted features more complicated, which may contain much redundant information and thereby confuse the detector. Notably, compared to the results of path = 1, using more paths can achieve better performance, *e.g.*, the results of path = 3, 5, 7. Thus, we can draw the conclusion that it is necessary and vital to increase the receptive field for larger input images.

V. EXPERIMENTS ON INSTANCE SEGMENTATION

To further verify the adaptability of our CEM and AM, we extend them to some instance segmentation models, including Mask R-CNN [24], PANet [19] and Cascade R-CNN [25]. Specifically, we simply extend the Cascade R-CNN model to instance segmentation by adding the mask branch following [24]. Moreover, we use the official implementations and evaluate the models with the aforementioned metrics, including AP, AP₅₀, AP₇₅, AP_S, AP_M and AP_L.

A. Instance Segmentation Results

We investigate the performance of CEM and AM in terms of instance segmentation by plugging them into existing segmentation networks. Then we test these incremental models on

TABLE XII
INFLUENCES OF THE PATH NUMBER AND DILATION RATE IN OUR CEM. WE EVALUATE THEM WITH RESNET-50 ON COCO MINIVAL AND REPORT THE CORRESPONDING TRAINING TIME FOR EACH ITERATION.

Path	Rate	AP	AP ₅₀	AP ₇₅	AP _S	AP _M	AP _L	Time
1	(1)	38.3	61.1	41.5	22.4	41.7	49.5	0.95s
3	(3,12,24)	39.6	62.1	43.1	23.5	43.0	51.5	1.03s
5	(3,6,12,18,24)	40.1	62.5	43.2	23.9	43.6	52.4	1.18s
7	(3,6,9,12,18,24,32)	39.9	62.1	43.4	23.6	43.1	52.0	1.38s

minival and test-dev, and report the results in Tabs. XIII and XIV, respectively.

As shown in Tabs. XIII and XIV, the models with the proposed CEM and AM achieve more promising performance compared to the original ones. To be specific, due to the lack of rich context information, Cascade R-CNN gets a limited performance in detection and thereby obtains the inferior results in segmentation. Thus, the rich context information from various receptive fields is critical for both object detection and instance segmentation tasks.

B. Object Detection Results

To further validate the effects of our modules, we report the intermediate results of instance segmentation, *i.e.*, APs of object detection. As shown in Tabs. XIII and XIV, the models integrated with our modules achieve much better performance in all metrics, which demonstrates that our proposed modules capture more effective information and thereby greatly facilitate the bounding box regression and object recognition.

C. Visualization Results

We further show the visual results of Mask R-CNN with or without our CEM and AM. For a fair comparison, we build the models upon ResNet-50 and test on COCO minival. The results with threshold = 0.7 are exhibited in Fig. 7. Fig. 7 (a) and (b) show that the model with CEM and AM is able to capture the large objects, which are always neglected by the original Mask R-CNN. Moreover, as shown in Fig. 7 (c) and (d), although Mask R-CNN successfully detects the large objects, the bounding boxes are always imprecise due to the limitation of receptive fields. Furthermore, from Fig. 7 (e), based on the more discriminative features, Mask R-CNN with our modules distinguishes the instances accurately while the counterpart fails.

VI. CONCLUSION

In this paper, we build a novel architecture, named AC-FPN, containing two main sub-modules (CEM and AM), to solve the contradictory requirements between feature map resolution and receptive fields in high-resolution images, and enhances the discriminative ability of feature representations. Moreover, our proposed modules (*i.e.*, CEM and AM) can be readily plugged into the existing object detection and segmentation networks, and be easily trained end-to-end. The extensive experiments on object detection and instance segmentation tasks demonstrate the superiority and adaptability of our CEM and AM modules.

TABLE XIII
OBJECT DETECTION RESULTS (BOUNDING BOX AP) AND INSTANCE SEGMENTATION MASK AP ON COCO MINIVAL.

Methods	Backbone	+ Our modules	Object Detection						Instance Sementation					
			AP	AP ₅₀	AP ₇₅	AP _S	AP _M	AP _L	AP	AP ₅₀	AP ₇₅	AP _S	AP _M	AP _L
Mask R-CNN	ResNet-50	✓	37.7	59.2	40.9	21.4	40.8	49.7	33.9	55.8	35.8	14.9	36.3	50.9
			40.7	62.8	44.0	24.2	44.1	53.0	36.0	59.4	38.1	17.0	39.2	53.2
Mask R-CNN	ResNet-101	✓	40.0	61.8	43.7	22.6	43.4	52.7	35.9	58.3	38.0	15.9	38.9	53.2
			42.8	65.2	47.0	26.2	46.6	54.2	38.0	61.9	40.1	18.0	41.5	54.6
PANet	ResNet-50	✓	39.5	60.4	42.6	23.9	43.3	49.6	35.2	57.4	37.2	16.6	38.6	50.8
			41.4	62.2	45.2	24.1	44.9	54.3	36.5	59.1	38.6	17.0	39.8	54.0
PANet	ResNet-101	✓	41.5	62.1	45.1	24.1	45.2	54.4	36.7	59.1	38.8	16.5	40.1	54.9
			43.5	64.9	47.6	26.1	47.6	55.8	38.2	61.6	40.4	18.2	42.2	56.0
Cascade R-CNN	ResNet-50	✓	41.3	59.6	44.9	23.1	44.2	55.4	35.4	56.2	37.8	15.7	37.6	53.4
			43.6	62.7	47.8	25.4	47.0	57.5	37.2	59.5	39.7	17.4	40.2	54.7
Cascade R-CNN	ResNet-101	✓	43.3	61.7	47.3	24.2	46.3	58.2	37.1	58.6	39.8	16.7	39.7	55.7
			45.4	64.5	49.3	27.6	49.1	58.6	38.5	61.2	41.0	18.3	41.8	56.1

TABLE XIV
OBJECT DETECTION RESULTS (BOUNDING BOX AP) AND INSTANCE SEGMENTATION MASK AP ON COCO TEST-DEV.

Methods	Backbone	+ Our modules	Object Detection						Instance Segmentation					
			AP	AP ₅₀	AP ₇₅	AP _S	AP _M	AP _L	AP	AP ₅₀	AP ₇₅	AP _S	AP _M	AP _L
Mask R-CNN	ResNet-50	✓	38.0	59.7	41.3	21.2	40.2	48.1	34.2	56.4	36.0	14.8	36.0	49.7
			41.2	63.5	44.9	23.8	43.6	52.2	36.4	59.9	38.6	16.7	38.8	52.5
Mask R-CNN	ResNet-101	✓	40.2	62.0	43.9	22.8	43.0	51.1	35.9	58.5	38.0	15.9	38.2	51.8
			43.1	65.5	47.2	25.5	45.9	54.3	38.3	62.0	40.7	18.1	41.0	54.6
PANet	ResNet-50	✓	40.0	60.7	43.6	22.6	42.7	50.3	35.5	57.6	37.6	15.6	37.9	51.3
			41.8	62.9	45.8	24.0	44.4	52.7	36.9	59.8	39.2	16.8	39.2	53.3
PANet	ResNet-101	✓	41.8	62.7	45.7	23.6	44.7	52.7	37.0	59.7	39.3	16.5	39.7	53.4
			43.6	64.7	47.7	25.7	46.8	54.5	38.3	61.7	40.7	18.0	41.1	54.7
Cascade R-CNN	ResNet-50	✓	41.7	60.0	45.4	23.1	43.6	54.2	35.6	57.0	38.0	15.5	37.1	52.0
			43.8	62.9	47.8	25.2	46.2	55.9	37.4	59.9	40.0	17.2	39.6	53.6
Cascade R-CNN	ResNet-101	✓	43.4	61.9	47.2	23.9	45.9	56.2	37.1	58.9	39.7	16.2	39.1	54.1
			45.6	64.9	49.8	27.2	48.6	57.5	38.8	61.7	41.7	18.8	41.4	55.1

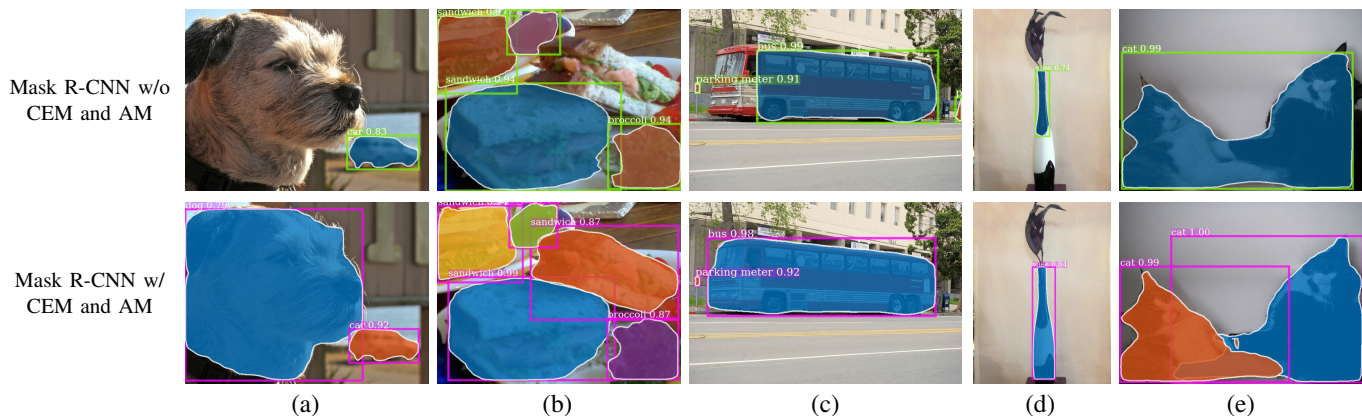


Fig. 7. Results of Mask R-CNN with (w) and without (w/o) our modules built upon ResNet-50 on COCO minival.

REFERENCES

- [1] Huaizu Jiang and Erik Learned-Miller. Face detection with the faster r-cnn. In *IEEE International Conference on Automatic Face & Gesture Recognition*, pages 650–657. IEEE, 2017.
- [2] Shuo Yang, Ping Luo, Chen-Change Loy, and Xiaoou Tang. Wider face: A face detection benchmark. In *IEEE Conference on Computer Vision and Pattern Recognition*, pages 5525–5533, 2016.
- [3] Shuo Yang, Ping Luo, Chen Change Loy, and Xiaoou Tang. Facenessnet: Face detection through deep facial part responses. *IEEE Transactions on Pattern Analysis and Machine Intelligence*, 40(8):1845–1859, 2018.
- [4] Mamoona Shami, Salman Maqbool, Hasan Sajid, Yasar Ayaz, and Sen-Ching Samson Cheung. People counting in dense crowd images using sparse head detections. *IEEE Transactions on Circuits and Systems for Video Technology*, 2018.
- [5] Russell Stewart, Mykhaylo Andriluka, and Andrew Y Ng. End-to-end people detection in crowded scenes. In *IEEE Conference on Computer Vision and Pattern Recognition*, pages 2325–2333, 2016.
- [6] Shiguang Wang, Jian Cheng, Haijun Liu, Feng Wang, and Hui Zhou. Pedestrian detection via body part semantic and contextual information with dnn. *IEEE Transactions on Multimedia*, 20(11):3148–3159, 2018.
- [7] Jianan Li, Xiaodan Liang, ShengMei Shen, Tingfa Xu, Jiashi Feng, and Shuicheng Yan. Scale-aware fast r-cnn for pedestrian detection. *IEEE Transactions on Multimedia*, 20(4):985–996, 2017.
- [8] Ye qiang Qian, Ming Yang, Xu Zhao, Chunxiang Wang, and Bing Wang. Oriented spatial transformer network for pedestrian detection using fish-eye camera. *IEEE Transactions on Multimedia*, 2019.
- [9] Christoph Feichtenhofer, Axel Pinz, and Andrew Zisserman. Detect to track and track to detect. In *IEEE International Conference on Computer Vision*, pages 3038–3046, 2017.
- [10] Yuan Yuan, Zhitong Xiong, and Qi Wang. An incremental framework

- for video-based traffic sign detection, tracking, and recognition. *IEEE Transactions on Intelligent Transportation Systems*, 18(7):1918–1929, 2017.
- [11] Kai Chen and Wenbing Tao. Learning linear regression via single-convolutional layer for visual object tracking. *IEEE Transactions on Multimedia*, 21(1):86–97, 2018.
- [12] Hongwei Hu, Bo Ma, Jianbing Shen, Hanqiu Sun, Ling Shao, and Fatih Porikli. Robust object tracking using manifold regularized convolutional neural networks. *IEEE Transactions on Multimedia*, 21(2):510–521, 2018.
- [13] Qiurui Wang, Chun Yuan, Jingdong Wang, and Wenjun Zeng. Learning attentional recurrent neural network for visual tracking. *IEEE Transactions on Multimedia*, 21(4):930–942, 2018.
- [14] Shaoqing Ren, Kaiming He, Ross Girshick, and Jian Sun. Faster r-cnn: Towards real-time object detection with region proposal networks. In *Advances in Neural Information Processing Systems*, pages 91–99, 2015.
- [15] Tsung-Yi Lin, Priya Goyal, Ross Girshick, Kaiming He, and Piotr Dollár. Focal loss for dense object detection. In *IEEE International Conference on Computer Vision*, pages 2980–2988, 2017.
- [16] Zeming Li, Chao Peng, Gang Yu, Xiangyu Zhang, Yangdong Deng, and Jian Sun. Detnet: Design backbone for object detection. In *European Conference on Computer Vision*, pages 334–350, 2018.
- [17] Kaiming He, Xiangyu Zhang, Shaoqing Ren, and Jian Sun. Deep residual learning for image recognition. In *IEEE Conference on Computer Vision and Pattern Recognition*, pages 770–778, 2016.
- [18] Tsung-Yi Lin, Piotr Dollár, Ross Girshick, Kaiming He, Bharath Hariharan, and Serge Belongie. Feature pyramid networks for object detection. In *IEEE Conference on Computer Vision and Pattern Recognition*, pages 2117–2125, 2017.
- [19] Shu Liu, Lu Qi, Haifang Qin, Jianping Shi, and Jiaya Jia. Path aggregation network for instance segmentation. In *IEEE Conference on Computer Vision and Pattern Recognition*, pages 8759–8768, 2018.
- [20] Ross Girshick, Jeff Donahue, Trevor Darrell, and Jitendra Malik. Rich feature hierarchies for accurate object detection and semantic segmentation. In *IEEE Conference on Computer Vision and Pattern Recognition*, pages 580–587, 2014.
- [21] Jasper RR Uijlings, Koen EA Van De Sande, Theo Gevers, and Arnold WM Smeulders. Selective search for object recognition. *International Journal of Computer Vision*, 104(2):154–171, 2013.
- [22] Ross Girshick. Fast r-cnn. In *IEEE International Conference on Computer Vision*, pages 1440–1448, 2015.
- [23] Jifeng Dai, Yi Li, Kaiming He, and Jian Sun. R-fcn: Object detection via region-based fully convolutional networks. In *Advances in Neural Information Processing Systems*, pages 379–387, 2016.
- [24] Kaiming He, Georgia Gkioxari, Piotr Dollár, and Ross Girshick. Mask r-cnn. In *IEEE International Conference on Computer Vision*, pages 2961–2969, 2017.
- [25] Zhaowei Cai and Nuno Vasconcelos. Cascade r-cnn: Delving into high quality object detection. In *IEEE Conference on Computer Vision and Pattern Recognition*, pages 6154–6162, 2018.
- [26] Yudong Liu, Yongtao Wang, Siwei Wang, TingTing Liang, Qijie Zhao, Zhi Tang, and Haibin Ling. Cbnet: A novel composite backbone network architecture for object detection. *arXiv preprint arXiv:1909.03625*, 2019.
- [27] Pierre Sermanet, David Eigen, Xiang Zhang, Michaël Mathieu, Rob Fergus, and Yann LeCun. Overfeat: Integrated recognition, localization and detection using convolutional networks. *arXiv preprint arXiv:1312.6229*, 2013.
- [28] Joseph Redmon, Santosh Divvala, Ross Girshick, and Ali Farhadi. You only look once: Unified, real-time object detection. In *IEEE Conference on Computer Vision and Pattern Recognition*, pages 779–788, 2016.
- [29] Wei Liu, Dragomir Anguelov, Dumitru Erhan, Christian Szegedy, Scott Reed, Cheng-Yang Fu, and Alexander C Berg. Ssd: Single shot multibox detector. In *European Conference on Computer Vision*, pages 21–37. Springer, 2016.
- [30] Joseph Redmon and Ali Farhadi. Yolo9000: better, faster, stronger. In *IEEE Conference on Computer Vision and Pattern Recognition*, pages 7263–7271, 2017.
- [31] Cheng-Yang Fu, Wei Liu, Ananth Ranga, Amrith Tyagi, and Alexander C Berg. Dssd: Deconvolutional single shot detector. *arXiv preprint arXiv:1701.06659*, 2017.
- [32] Zhiqiang Shen, Zhuang Liu, Jianguo Li, Yu-Gang Jiang, Yurong Chen, and Xiangyang Xue. Dsod: Learning deeply supervised object detectors from scratch. In *IEEE International Conference on Computer Vision*, pages 1919–1927, 2017.
- [33] Sean Bell, C Lawrence Zitnick, Kavita Bala, and Ross Girshick. Inside-outside net: Detecting objects in context with skip pooling and recurrent neural networks. In *IEEE Conference on Computer Vision and Pattern Recognition*, pages 2874–2883, 2016.
- [34] Zhe Chen, Shaoli Huang, and Dacheng Tao. Context refinement for object detection. In *European Conference on Computer Vision*, pages 71–86, 2018.
- [35] Han Hu, Jiayuan Gu, Zheng Zhang, Jifeng Dai, and Yichen Wei. Relation networks for object detection. In *IEEE Conference on Computer Vision and Pattern Recognition*, pages 3588–3597, 2018.
- [36] Xinlei Chen and Abhinav Gupta. Spatial memory for context reasoning in object detection. In *IEEE International Conference on Computer Vision*, pages 4086–4096, 2017.
- [37] Jianan Li, Yunchao Wei, Xiaodan Liang, Jian Dong, Tingfa Xu, Jiashi Feng, and Shuicheng Yan. Attentive contexts for object detection. *IEEE Transactions on Multimedia*, 19(5):944–954, 2017.
- [38] Xinlei Chen, Li-Jia Li, Li Fei-Fei, and Abhinav Gupta. Iterative visual reasoning beyond convolutions. In *IEEE Conference on Computer Vision and Pattern Recognition*, pages 7239–7248, 2018.
- [39] Volodymyr Mnih, Nicolas Heess, Alex Graves, et al. Recurrent models of visual attention. In *Advances in Neural Information Processing Systems*, pages 2204–2212, 2014.
- [40] Fei Wang, Mengqing Jiang, Chen Qian, Shuo Yang, Cheng Li, Honggang Zhang, Xiaogang Wang, and Xiaoou Tang. Residual attention network for image classification. In *IEEE Conference on Computer Vision and Pattern Recognition*, pages 3156–3164, 2017.
- [41] Liang-Chieh Chen, Yi Yang, Jiang Wang, Wei Xu, and Alan L Yuille. Attention to scale: Scale-aware semantic image segmentation. In *IEEE Conference on Computer Vision and Pattern Recognition*, pages 3640–3649, 2016.
- [42] Mengye Ren and Richard S Zemel. End-to-end instance segmentation with recurrent attention. In *IEEE Conference on Computer Vision and Pattern Recognition*, pages 6656–6664, 2017.
- [43] Jiasen Lu, Caiming Xiong, Devi Parikh, and Richard Socher. Knowing when to look: Adaptive attention via a visual sentinel for image captioning. In *IEEE Conference on Computer Vision and Pattern Recognition*, pages 375–383, 2017.
- [44] Kelvin Xu, Jimmy Ba, Ryan Kiros, Kyunghyun Cho, Aaron Courville, Ruslan Salakhudinov, Rich Zemel, and Yoshua Bengio. Show, attend and tell: Neural image caption generation with visual attention. In *International Conference on Machine Learning*, pages 2048–2057, 2015.
- [45] Quanzeng You, Hailin Jin, Zhaowen Wang, Chen Fang, and Jiebo Luo. Image captioning with semantic attention. In *IEEE Conference on Computer Vision and Pattern Recognition*, pages 4651–4659, 2016.
- [46] Dzmitry Bahdanau, Kyunghyun Cho, and Yoshua Bengio. Neural machine translation by jointly learning to align and translate. *arXiv preprint arXiv:1409.0473*, 2014.
- [47] Zhouhan Lin, Minwei Feng, Cicero Nogueira dos Santos, Mo Yu, Bing Xiang, Bowen Zhou, and Yoshua Bengio. A structured self-attentive sentence embedding. *arXiv preprint arXiv:1703.03130*, 2017.
- [48] Zhixing Tan, Mingxuan Wang, Jun Xie, Yidong Chen, and Xiaodong Shi. Deep semantic role labeling with self-attention. In *Association for the Advancement of Artificial Intelligence*, 2018.
- [49] Ashish Vaswani, Noam Shazeer, Niki Parmar, Jakob Uszkoreit, Llion Jones, Aidan N Gomez, Łukasz Kaiser, and Illia Polosukhin. Attention is all you need. In *Advances in Neural Information Processing Systems*, pages 5998–6008, 2017.
- [50] Hongyang Li, Yu Liu, Wanli Ouyang, and Xiaogang Wang. Zoom out-and-in network with map attention decision for region proposal and object detection. *International Journal of Computer Vision*, pages 1–14, 2018.
- [51] Yousong Zhu, Chaoyang Zhao, Haiyun Guo, Jinqiao Wang, Xu Zhao, and Hanqing Lu. Attention couplenet: Fully convolutional attention coupling network for object detection. *IEEE Transactions on Image Processing*, 28(1):113–126, 2019.
- [52] Aleksis Pinenen and Cristian Sminchisescu. Deep reinforcement learning of region proposal networks for object detection. In *IEEE Conference on Computer Vision and Pattern Recognition*, pages 6945–6954, 2018.
- [53] Fisher Yu and Vladlen Koltun. Multi-scale context aggregation by dilated convolutions. *International Conference on Learning Representations*, 2016.
- [54] Jifeng Dai, Haozhi Qi, Yuwen Xiong, Yi Li, Guodong Zhang, Han Hu, and Yichen Wei. Deformable convolutional networks. In *IEEE International Conference on Computer Vision*, pages 764–773, 2017.
- [55] Gao Huang, Zhuang Liu, Laurens Van Der Maaten, and Kilian Q Weinberger. Densely connected convolutional networks. In *IEEE Conference on Computer Vision and Pattern Recognition*, pages 4700–4708, 2017.

- [56] Jun Fu, Jing Liu, Haijie Tian, Zhiwei Fang, and Hanqing Lu. Dual attention network for scene segmentation. *arXiv preprint arXiv:1809.02983*, 2018.
- [57] Tsung-Yi Lin, Michael Maire, Serge Belongie, James Hays, Pietro Perona, Deva Ramanan, Piotr Dollár, and C Lawrence Zitnick. Microsoft coco: Common objects in context. In *European Conference on Computer Vision*, pages 740–755. Springer, 2014.
- [58] Ross Girshick, Ilija Radosavovic, Georgia Gkioxari, Piotr Dollár, and Kaiming He. Detectron, 2018.