

Multi-group SIS Epidemics with Simplicial and Higher-Order Interactions*

Pedro Cisneros-Velarde, Francesco Bullo[†]

October 5, 2021

Abstract

This paper analyzes a Susceptible-Infected-Susceptible (SIS) model of epidemic propagation over hypergraphs and, motivated by an important special case, we refer to the model as to the *simplicial SIS model*. Classically, the multi-group SIS model has assumed pairwise interactions of contagion across groups and thus has been vastly studied in the literature. It is only recently that a renewed special attention has been drawn to the study of contagion dynamics over higher-order interactions and over more general graph structures, like simplexes. Previous work on mean-field approximation scalar models of the simplicial SIS model has indicated that a new dynamical behavior domain, compared to the classical SIS model, appears due to the newly introduced higher order interaction terms: both a disease-free equilibrium and an endemic equilibrium co-exist and are both locally asymptotically stable. This paper formally establishes that bistability (as a new epidemiological behavior) also appears in the multi-group simplicial SIS model. We give sufficient conditions over the model's parameters for the appearance of this and the other behavioral domains present in the classical multi-group SIS model. We additionally provide an algorithm to compute the value of the endemic equilibrium and report numerical analysis of the transition from the disease-free domain to the bistable domain.

Keywords: epidemics, SIS models, compartmental models, network systems, network processes

1 Introduction

The study and modeling of the spread of infectious diseases in contact networks has a long history of development and is of major relevance today. A first class of models are called *scalar models*, where a single population is studied. The epidemiological evolution in this single population is represented by the dynamics of one or more scalar values that represent a specific proportion of the population (e.g., a scalar value can represent the proportion of currently infected people). We refer to the work [14] for a survey on these type of models. The basic assumption on these models is that the whole population is homogeneous, i.e., every individual in the population has the same probability of interaction. However, in view of this shortcoming, *network* or *multi-group models* were introduced, in which several homogeneous populations, also called groups, interact with each other according to an underlying contact network. Thus, these models can capture different kinds of heterogeneity, e.g., age structures, spatial diversity and social behavior. The epidemics is then modulated by the different model parameters (e.g., the recovery rate from a disease) that

*This work was supported in part by the Defense Threat Reduction Agency under Contract No. HDTRA1-19-1-0017.

[†]Pedro Cisneros-Velarde (pacisne@gmail.com) and Francesco Bullo (bullo@ucsb.edu) are with the Center for Control, Dynamical Systems and Computation, University of California, Santa Barbara.

each population may have, and the connectivity of the underlying network and the strength of its connections. Thus, the propagation of the epidemic is now a network process.

Multi-group epidemic models have a longstanding history that can be traced back to the seminal works [13, 23]. A recent interpretation as an approximation of Markov-chain models is given by [34]. Degree-based versions of the model have been analyzed through statistical mechanics in the physics community [33, 9]. Stability analyses by the controls community include [10, 22]. Much recent work by the control community has focused on (i) control of epidemic dynamics in multi-group models, e.g. [38, 28], (ii) extensions of epidemics on time-varying graphs across populations, e.g. [29, 31], (iii) extensions to multi-competitive viruses on multi-group models, e.g. [32], and (iv) game-theoretical analysis on multi-group models, e.g. [16, 30]. Finally, we mention the recent surveys [27, 28].

In this work, we focus on the *Susceptible-Infected-Susceptible* (SIS) model for the propagation of infectious diseases in the context of social contagion. SIS models are applicable to diseases that have the possibility of a repeated reinfection, i.e., those in which a person does not develop permanent immunity after recovery [25]. Some examples of these diseases are gonorrea, chlamydia, the common cold, etc. In the scalar SIS model, the population can be divided in two fractions: those who are infected and those who are susceptible to become infected [14]. In the multi-group SIS model, each node of the graph can be interpreted as either (i) an individual and its associated scalar variable as the infection probability, or (ii) as a homogeneous group of individuals and the associated scalar variable is the fraction of infected individuals. The type of interaction among the individuals or populations defines the social contagion mechanism.

In SIS models, it is important to investigate conditions under which the system converges or not to a *disease-free* equilibrium, i.e., a state in which all populations become healthy/uninfected (or equivalently, the probability of any person of being infected becomes zero) or to an *endemic* equilibrium, i.e., a state in which all populations maintain a (nonzero) fraction of its members always infected (or equivalently, the probability of any person of being infected remains nonzero).

Nonlinear incidence and simplicial contagion models The vast majority of the literature on multi-group SIS models (and other epidemic models in general) considers only that the interaction between populations (or individuals) is pairwise, i.e., the social contagion occurs only through the edges that connect them. Equivalently, in the context of scalar models, this prevalent assumption is understood as the *incidence rate*, i.e., the rate of new infections, being bilinear in the proportions of infected and susceptible people (because the rate is simply the product of both proportions). The idea of considering nonlinear incidence rates in epidemic scalar models can be traced back to the late eighties [24].

From a network-science viewpoint, the recent work by Iacopini et al. [18] elaborates on the idea of nonlinear incidence models and considers higher-orders of interaction in the social contagion of a disease. Since its publication, the work [18] has received considerable interest and much attention is now focused on higher-order interactions and simplicial models. We now elaborate on these ideas. Consider three populations or individuals i, j, k . If the pairwise interactions $\{i, j\}$ or $\{i, k\}$ occur, then there is a certain susceptibility of i to be infected. However, if the whole group $\{i, j, k\}$ interact together, then the likelihood of infection for i may increase since now the simultaneous interaction effect by j and k are aggregated to the single pairwise interactions we previously described. We can consider $\{i, j, k\}$ as a hyperedge. An important class of hypergraphs is a *simplicial complex*, which is a hypergraph that contains all nonempty subsets of hyperedges as hyperedges. In a simplicial complex, a hyperedge with d vertices forms a $(d - 1)$ -simplex, and the simplicial complex is said to be of dimension $d - 1$ if d is the largest number of vertices in any of its simplices (i.e, in its largest simplex). As an example, if $\{i, j, k\}$ is a 2-simplex, then $\{i, j\}$, $\{j, k\}$, $\{i, k\}$, $\{i\}$,

$\{j\}$, $\{k\}$ are simplices. Thus, a simplex $\{i, j, k\}$ can be understood as a set of nodes that form a triad. Note that if $\{i, j\}$, $\{j, k\}$ and $\{i, k\}$ belong to a simplicial complex, then $\{i, j, k\}$ is not necessarily a simplex. We refer to [12] for a general and extensive treatment of simplicial complexes. Starting from these ideas, the work [18] proposes a new SIS model that considers the evolution of the epidemic with an underlying simplicial complex of dimension 2, as opposed to the classical SIS model that has up to 1-simplices. However, [18] performs the analysis of a mean-field approximation which becomes a scalar model. A different derivation of the SIS model over simplicial complexes was recently introduced in [26] from a Markov-chain and mean-field approximation perspective up to 2-simplices. Also recently, Jhun et al. [19] consider the multi-group SIS model and restrict their analysis to a mean-field approximation of the model for a special class of simplicial complexes, namely, an infinite hypergraph composed of hyperedges of the same size corresponding to simplicial complexes of the same dimension.

As discussed by [18], the adoption of simplicial interactions in modeling contagion bears some similarities with the modeling ideas behind linear threshold models by Granovetter [11] in sociology, where individuals adopt innovations only when a certain fraction of their contacts have earlier adopted that innovation. Moreover, simplicial and higher-order graphical models may be more accurate than simpler pairwise contagion models to describe transmission events during large gatherings or other social aggregation phenomena [20, 8]. Overall, the study of simplicial and higher-order interactions is well motivated by the observation that these structures are ubiquitous and play an important role in real-world social networks [4, 17, 2, 35]. We refer to the excellent recent survey [1] for an overview of the emerging field of networks with higher-order interactions.

Problem statement We now state what is, to the best of our knowledge, an outstanding open problem. Namely, no work in the current literature establishes a formal analysis of the dynamical behavior of a general multi-group SIS model with higher-order interaction terms over general classes of (hyper)graphs. An example of such model could be an SIS model with interactions described by a finite simplicial complex. Our paper responds to this need. The analysis of such a model may help better understand the effect of higher-order interaction terms on the dynamics of social contagion in societies with large gatherings or other social aggregation phenomena.

Contributions As main contribution of this paper, we consider the simplicial SIS model and analyze its dynamical behavior. In particular, we identify conditions on the parameters of the model that allow us to conclude the existence and asymptotic behavior of a disease-free and/or endemic equilibrium. We prove that the model, according to different regimes in its parameter space, can have its dynamic behavior classified in three epidemic domains: (i) *disease-free domain*, (ii) *bistable domain*, and (iii) *endemic domain*: (see Definition 4.2). While the conditions given in our main theorem (Theorem 5.1) do not exhaust all possible values of the system parameters, we include numerical results that illustrate the tightness of our derived conditions. Despite this gap, our sufficient conditions rigorously establish the crucial qualitative behavior of transition between the disease-free domain and the bistable domain. To the best of our knowledge, this transition was formally proved only for the scalar version of the simplicial SIS model in [18].

As second contribution, we propose an iterative algorithm which computes an endemic state through monotone convergence when the system is in either the bistable or the endemic domain. We remark that obtaining a closed form expression for an endemic equilibrium appears to be intractable and, indeed, for the classical multi-group SIS model the best-known result is a monotonic convergent iteration, see [27, Theorem 4.3].

As third contribution, we present a general multi-group SIS model with higher-order interac-

tions, generalizing the two dimensional simplicial SIS model. Analyzing this generalized model, we prove that the existence of the bistable domain is a general phenomenon resulting from higher-order interactions. While the treatment becomes more cumbersome, we show that our analysis techniques are still applicable.

As minor contributions, we provide numerical examples that illustrate the behavioral domains of the simplicial SIS model and present two interesting conjectures about the features of the epidemic diagram. Moreover, we present a self-contained formal review of known results for the scalar version of the simplicial SIS model to facilitate its comparison with the multi-group models.

We conclude by mentioning that, to prove our results, we use the theory of Metzler matrices and positive systems, fixed-point analysis of continuous mappings, and exponential convergence with matrix measures and Lyapunov theory. We review a little known result for exponential convergence combining the theory of matrix measures with the theory of solution estimates (Coppel's inequality) for systems with continuously differentiable vector fields. We remark that previous works that analyze the classical multi-group SIS model have used specialized cases of this result, e.g., see [10, Theorem 2.7].




Figure 1: Example: From pairwise to simplicial interactions in the multi-group SIS epidemic model. The left figure corresponds to the classical version and the right one to the simplicial SIS model, where hyperedges of three elements provide the higher-order interaction.

Paper organization Section 2 is the preliminaries and notation. Section 3 presents a convergence result using matrix measures. Section 4 introduces the simplicial SIS model and Section 5 its dynamical analysis. Section 7 presents numerical examples, and Section 8 is the conclusion.

2 Preliminaries and notation

2.1 General notation

Given $A \in \mathbb{R}^{n \times n}$, let $\rho(A)$ denote its spectral radius and let $A \geq 0$ mean that all its elements are non-negative. A nonnegative matrix A is irreducible if for any $i, j \in \{1, \dots, n\}$, there exists a $k = k(i, j) \leq n - 1$ such that the ij entry of A^k is positive. Alternatively, if $A \geq 0$ is regarded as a weighted adjacency matrix of some directed graph \mathcal{G} , A is irreducible if and only if the graph \mathcal{G} is strongly connected. If $A \geq 0$ is irreducible, then, by the Perron-Frobenius theorem [15, Theorem 8.4.4.], its eigenvalue with largest magnitude $\lambda_{\max}(A)$ is real, simple, and equal to $\rho(A) > 0$. This eigenvalue is called the Perron-Frobenius or dominant eigenvalue and has associated left

and right Perron-Frobenius or dominant eigenvectors with positive entries (normalized to have unit sum, by convention).

Let $\|\cdot\|$ denote an arbitrary norm, $\|\cdot\|_p$ denote the ℓ_p -norm, and $\|\cdot\|_{p,Q} := \|Q \cdot\|_p$ with Q being a positive definite matrix denote a weighted ℓ_p -norm. When the argument of a norm is a matrix, we refer to its respective induced matrix norm. Given two vectors $x, y \in \mathbb{R}^n$, we denote $x \ll y$ when $x_i < y_i$ for every i ; $x \leq y$ when $x_i \leq y_i$ for every i ; and $x < y$ when $x \leq y$ and $x \neq y$.

Let I_n be the $n \times n$ identity matrix, $\mathbf{1}_n, \mathbf{0}_n \in \mathbb{R}^n$ be the all-ones and all-zeros vector with n entries respectively. Let $\mathbf{0}_{n \times n}$ be the $n \times n$ zero matrix. Let $\text{diag}(X_1, \dots, X_N) \in \mathbb{R}^{\sum_{i=1}^N n_i \times \sum_{i=1}^N n_i}$ represent a block-diagonal matrix whose elements are the matrices $X_1 \in \mathbb{R}^{n_1 \times n_1}, \dots, X_N \in \mathbb{R}^{n_N \times n_N}$. Given a vector $x \in \mathbb{R}^n$, $\text{diag}(x) = \text{diag}(x_1, \dots, x_n)$. Let $\mathbb{R}_{\geq 0}$ be the set of non-negative real numbers. Given $x_i \in \mathbb{R}^{k_i}$, for $i \in \{1, \dots, N\}$, we let $(x_1, \dots, x_N) = [x_1^\top \ \dots \ x_N^\top]$.

Finally, we recall a classic monotonicity property. If A and A' are square matrices of the same dimension,

$$0 \leq A \leq A' \quad \implies \quad \rho(A) \leq \rho(A'), \quad (1)$$

where $A \leq A'$ means $0 \leq A' - A$.

2.2 Matrix measures

Given $A \in \mathbb{R}^{n \times n}$ and norm $\|\cdot\|$ on \mathbb{R}^n , its associated matrix measure is $\mu(A) = \lim_{h \rightarrow 0^+} \frac{\|I_n + hA\| - 1}{h}$ [37, 6]. Given $x \in \mathbb{R}^n$ and $\xi \gg \mathbf{0}_n$, the weighted ℓ_∞ -norm is $\|x\|_{\infty, \text{diag}(\xi)} = \|\text{diag}(\xi)x\|_\infty$ and its associated matrix measure is

$$\mu_{\infty, \text{diag}(\xi)}(A) = \max_{i \in \{1, \dots, n\}} \left(a_{ii} + \xi_i \sum_{j=1, j \neq i}^n |a_{ij}| / \xi_j \right).$$

Given a Metzler matrix $M \in \mathbb{R}^{n \times n}$ and a scalar b ,

$$M\xi \leq b\xi \quad \iff \quad \mu_{\infty, \text{diag}(\xi)^{-1}}(M) \leq b. \quad (2)$$

3 Exponential convergence and matrix measures

The following result combines the matrix measure results shown above with the Coppel's inequality as stated in [37, Theorem 22, (Chapter 2, page 52)]. To the best of our knowledge, this connection and the result in [37] have not been explicitly exploited before. This result will be useful for the paper's main theorem.

Theorem 3.1 (Exponential convergence from Coppel's inequality). *Consider a smooth dynamical system $\dot{x} = f(x)$ with a convex compact invariant set \mathcal{X} and an equilibrium point $x^* \in \mathcal{X}$. Write the system as*

$$\dot{x} = \mathcal{D}(x, x^*)(x - x^*). \quad (3)$$

where $\mathcal{D}(x, x^*) \in \mathbb{R}^{n \times n}$ is a function of x and x^* . Let $\|\cdot\|$ be a norm and μ be its associated matrix measure μ . If $\mu(\mathcal{D}(x, x^*)) \leq -c$ for any $x \in \mathcal{X}$ and some $c > 0$, then x^* is the unique exponentially stable equilibrium point in \mathcal{X} and exponential convergence with at least rate c . Moreover, $V(x) = \|x - x^*\|$ is a global Lyapunov function for x^* in \mathcal{X} .

Proof. First, it is always possible [37, Lemma 17, Chapter 2, page 52] to write f in the form (3) using the fundamental theorem of calculus and the convexity of \mathcal{X} . Second, as argued in [7, Chapter 1,

page 3], since the right-hand derivative of $x(t) - x^*$ is $\dot{x}(t)$ at any $t \geq 0$, the right-hand derivative $\frac{d^+}{dt} \|x - x^*\|$ exists and moreover

$$\begin{aligned} \frac{d^+}{dt} \|x - x^*\| &= \lim_{h \rightarrow 0^+} \frac{\|x - x^* + h\dot{x}\| - \|x - x^*\|}{h} \\ &= \lim_{h \rightarrow 0^+} \frac{\|I_n + h\mathcal{D}(x, x^*)\| - 1}{h} \|x - x^*\| \\ &\leq \mu(\mathcal{D}(x, x^*)) \|x - x^*\| \leq -c \|x - x^*\|, \end{aligned}$$

where the second inequality follows from Coppel's inequality as in [7, Theorem 3, Chapter 3] and in [37, Theorem 22, Chapter 2, page 52], and the third inequality follows from the negative matrix measure assumption. Therefore, applying Grönwall's inequality, any trajectory $x(t)$ starting in \mathcal{X} satisfies $\|x(t) - x^*\| \leq e^{-ct} \|x(0) - x^*\|$. Moreover, x^* is the unique globally exponentially stable equilibrium in \mathcal{X} .

Finally, observe that $V(x) = \|x - x^*\|$, $x \in \mathcal{X}$, is a Lyapunov function with respect to x^* since (i) it is globally proper, i.e., for each $\ell > 0$, the set $\{x \in \mathcal{X} \mid V(x) \leq \ell\}$ is compact (since \mathcal{X} is compact), (ii) it is positive definite on \mathcal{X} , (iii) strictly decreasing for any $x \neq x^*$ on \mathcal{X} . This finishes the proof. \square

4 The Simplicial SIS model

We study the following multi-group deterministic model, which can be regarded as a mean-field approximation of a more realistic stochastic model — mean-field models are used because their dynamics are deterministic (described by ODEs) and their states describe multiple large populations of individuals.

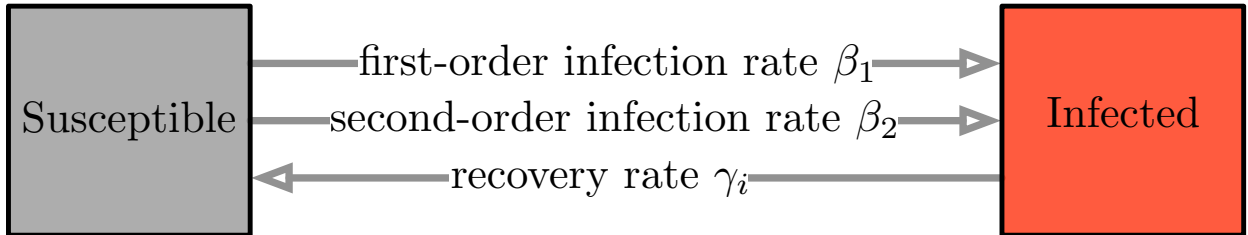


Figure 2: Simplicial SIS as a compartmental model

Definition 4.1 (The simplicial SIS model). *Assume $x \in [0, 1]^n$, and let $\beta_1, \beta_2 > 0$ and $\gamma_i > 0$, $i \in \{1, \dots, n\}$. Then, the simplicial SIS model is, for any $i \in \{1, \dots, n\}$,*

$$\begin{aligned} \dot{x}_i &= -\gamma_i x_i + \beta_1 (1 - x_i) \sum_{j=1}^n a_{ij} x_j \\ &\quad + \beta_2 (1 - x_i) \sum_{j,k=1}^n b_{ijk} x_j x_k, \end{aligned} \quad (4)$$

or, in its matrix form, with $\Gamma = \text{diag}(\gamma_1, \dots, \gamma_n)$, the model is

$$\begin{aligned} \dot{x} &= -\Gamma x + \beta_1 (I_n - \text{diag}(x)) A x \\ &\quad + \beta_2 (I_n - \text{diag}(x)) (x^\top B_1 x, \dots, x^\top B_n x)^\top \end{aligned} \quad (5)$$

where $B_i = \begin{bmatrix} b_{i11} & \cdots & b_{i1n} \\ \vdots & & \vdots \\ b_{in1} & \cdots & b_{inn} \end{bmatrix}$, $i \in \{1, \dots, n\}$, and $A = (a_{ij})$ are arbitrary nonnegative matrices.

We now provide some remarks about this definition.

Remark 4.1 (Interpretation of Definition 4.1). (i) Matrix $A \geq 0$ represents the pairwise contact rate between the agents, interpreted as a weighted adjacency matrix: $a_{ij} > 0$ if agent i (i.e., population or individual) is in contact with j , i.e., there is a directed edge from i to j with weight a_{ij} ; and the magnitude of a_{ij} indicates the contact frequency: the larger, the more positive effect on the infection spread. Now, for matrix $B_i \geq 0$, $b_{ijk} > 0$ if agent i can have a simultaneous interaction with j and k , and the magnitude of b_{ijk} indicates the strength of the interaction; i.e., there is a hyperedge (i, j, k) with weight b_{ijk} . Thus, the elements of B_i indicate higher-order interaction effects that two agents jointly have over i . This is a key structural difference with the classical multi-group SIS model, see Figure 1. Finally, $a_{ii} > 0$ and $b_{iii} > 0$ indicate different orders on the effect of actions taken by i that increase the effect of the infection, and $b_{ijj} > 0$ indicates the higher-order effects of j 's actions over i .

(ii) If our model is strictly defined over a simplicial complex, then A and B_i should be symmetric and have joint restrictions on their elements. However, in our work, we do not restrict A or B_i to be symmetric and consider a more general mathematical model. We keep the term simplicial in the title of the model since the special case of simplicial complexes inspired the more general model.

(iii) The parameter γ_i is the recovery rate of agent i from the infection. Parameters β_1 and β_2 are the infection rates at which an agent may get infected due to pairwise or higher-order interactions respectively. Figure 2 shows how these parameters modulate the proportion of infected and susceptible people inside a population, or equivalently, the changes in the probability for an individual to be infected or susceptible.

We revisit the qualitative behavioral domains that a multi-group SIS model with higher-order terms must display.

Definition 4.2 (Epidemic domains). Consider the simplicial SIS model with fixed parameters Γ , A and B_i for all $i \in \{1, \dots, n\}$. According to the values of parameters (β_1, β_2) , the system is in the:

- (i) Disease-free domain: the disease-free equilibrium $\mathbb{0}_n$ is the unique equilibrium and globally stable.
- (ii) Bistable domain: the disease-free equilibrium is locally asymptotically stable and there exists an endemic equilibrium $x^* \gg \mathbb{0}_n$ which is also locally asymptotically stable.
- (iii) Endemic domain: the disease-free equilibrium is unstable and there exists a unique endemic equilibrium that is asymptotically stable in $[0, 1]^n \setminus \{\mathbb{0}_n\}$.

The following theorem describes the behavior of the scalar version of the simplicial SIS model in [18]; although [18] does not state its results as a theorem, we present them as such for comparison purposes.

Theorem 4.2 (Dynamics of the scalar model in [18]). Consider the scalar simplicial SIS model

$$\dot{y} = -\gamma y + \beta_1(1-y)y + \beta_2(1-y)y^2 \quad (6)$$

with $y \in [0, 1]$ and $\gamma, \beta_1, \beta_2 > 0$. Then, the set $[0, 1]$ is invariant and 0 is an equilibrium point. Define $v_c(\beta_2/\gamma) = 2\sqrt{\frac{\beta_2}{\gamma} - \frac{\beta_2}{\gamma}}$ and the two variables $\nu_{\pm} = \frac{1}{2}(1 - \frac{\beta_1}{\beta_2}) \pm \frac{1}{2\beta_2}\sqrt{(\beta_1 - \beta_2)^2 - 4\beta_2(\gamma - \beta_1)}$. Moreover,

- Disease-free domain:** If either $\frac{\beta_2}{\gamma} \leq 1$ and $\frac{\beta_1}{\gamma} \leq 1$, or $\frac{\beta_2}{\gamma} > 1$ and $\frac{\beta_1}{\gamma} < v_c(\beta_2/\gamma)$, then
- (i) 0 is the unique equilibrium point in $[0, 1]$,
 - (ii) 0 is globally asymptotically stable in $[0, 1]$.
- Bistable domain:** If $\frac{\beta_2}{\gamma} > 1$ and $v_c(\beta_2/\gamma) < \frac{\beta_1}{\gamma} < 1$, then $\nu_-, \nu_+ \in (0, 1]$ and
- (iii) 0 is locally asymptotically stable in $[0, \nu_-)$,
 - (iv) ν_+ is a locally asymptotically stable equilibrium in $(\nu_-, 1]$, and
 - (v) ν_- is an unstable equilibrium.
- Endemic domain:** If $\frac{\beta_1}{\gamma} > 1$, then
- (vi) 0 is unstable,
 - (vii) ν_+ is the unique equilibrium in $(0, 1]$ and is globally asymptotically stable in $(0, 1]$.

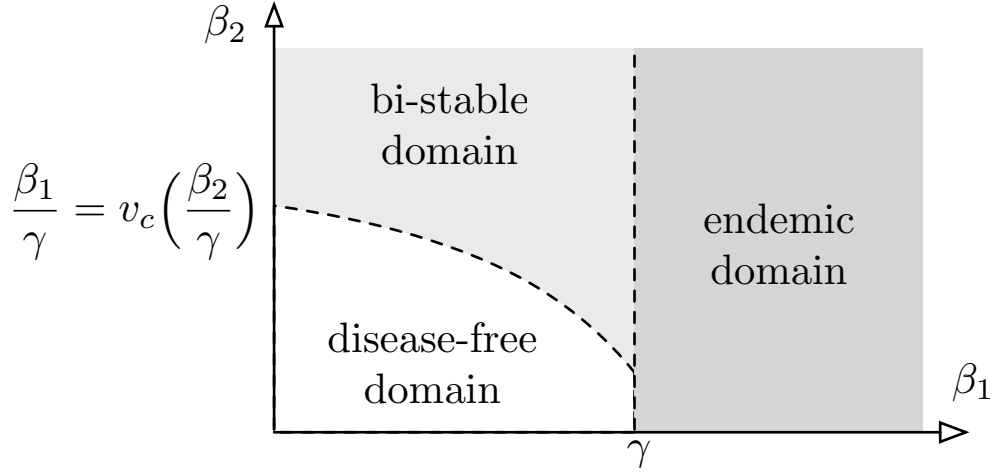


Figure 3: Epidemic diagram for the scalar simplicial SIS model (see Theorem 4.2).

Notice the polynomial resemblance of the scalar model in (6) and our multi-group simplicial model in (5).

5 Analysis of the model

First, we establish properties of the model independently from their parameter values.

Lemma 5.1 (General properties of the simplicial SIS model). *Consider the simplicial SIS model with an irreducible $A \geq 0$ and arbitrary $B_i \geq 0$. Then,*

- (i) The set $[0, 1]^n$ is an invariant set.
- (ii) If $x(0) > \mathbb{0}_n$, then $x(t) \gg \mathbb{0}_n$ for any $t > 0$.
- (iii) The origin $\mathbb{0}_n$ is an equilibrium of the system and there are no other equilibria on the boundary of the set $[0, 1]^n$.

Proof. Let $f(x)$ be the right-hand side of equation (5). We first prove statement (i). Following Nagumo's theorem [3, Theorem 4.7] we analyze the vector field at the boundary of $[0, 1]^n$. From equation (4), we see that 1) $f_i(x) \geq 0$ for all $x \in [0, 1]^n$ such that $x_i = 0$ for some $i \in \{1, \dots, n\}$; 2) $f_i(x) < 0$ for all $x \in [0, 1]^n$ such that $x_i = 1$ for some $i \in \{1, \dots, n\}$; from which it follows that $[0, 1]^n$ is an invariant set. This proves statement (i).

Set the change of variables $y = e^{\Gamma t}x$. Then, from equation (5),

$$\begin{aligned} \dot{y} = & \text{diag}(e^{\gamma_1 t}, \dots, e^{\gamma_n t})(I_n - \text{diag}(x))(\beta_1 A x \\ & + \beta_2(x^\top B_1 x, \dots, x^\top B_n x)^\top). \end{aligned} \quad (7)$$

Since $x(0) \in [0, 1]^n$, notice that $\dot{y}(t) \geq \mathbb{0}_n$ for any $t \geq 0$, and so there is the monotonicity property $y(t_1) \geq y(t_0)$ for any $t_1, t_0 \geq 0$. Now, we prove statement (ii) by contradiction. Let us assume that $x(0) > \mathbb{0}_n$, which implies $y(0) > \mathbb{0}_n$, and that there exists some $i \in \{1, \dots, n\}$ and $T > 0$ such that $y_i(T) = 0$. Then, because of the monotonicity property, $y_i(t) = 0$ for all $t \in [0, T]$, which implies that $x_i(t) = 0$. Then, from the equilibrium equation of (7), we have that $0 = \beta_1 e^{\gamma_i t} \sum_{\substack{j=1 \\ j \neq i}}^n a_{ij} e^{-\gamma_j t} y_j(t) + \beta_2 e^{\gamma_i t} \sum_{\substack{j=1 \\ j \neq i}}^n \sum_{\substack{k=1 \\ k \neq i}}^n b_{ijk} e^{-\gamma_j t} e^{-\gamma_k t} y_j(t) y_k(t)$ for any $t \in [0, T]$, and since all terms are non-negative, it follows that $y_j(t) = 0$ for $t \in [0, T]$ and all j such that $a_{ij} > 0$. Then, for any such j , we repeat the same analysis we just did and find that $y_k(T) = 0$ for all $t \in [0, T]$ and all k such that $a_{jk} > 0$. Then, since A is irreducible, we could continue repeating this procedure and finally obtain $y(t) = \mathbb{0}_n$ for all $t \in [0, T]$. This gives a contradiction, since we had that $y(0) > \mathbb{0}_n$ because of $x(0) > \mathbb{0}_n$. Then, $y(t) \gg \mathbb{0}_n$ implies $x(t) \gg \mathbb{0}_n$ for $t > 0$ and finish the proof of statement (ii).

Finally, we prove statement (iii). First, let us introduce the functions $h_+(z) = \frac{z}{1+z}$ for any $z \in \mathbb{R}_{\geq 0}$ and $h_-(z) = \frac{z}{1-z}$ for $z \in [0, 1)^n$. We also introduce $H_+(y) = (h_+(y_1), \dots, h_+(y_n))^\top$ for $y \geq \mathbb{0}_n$, and $H_-(y) = (h_-(y_1), \dots, h_-(y_n))^\top$ for $y \in [0, 1)^n$.

Now, it is immediate from equation (5) that $\mathbb{0}_n$ is an equilibrium point, and observe that there is no equilibrium point x^* such that $x_i^* = 1$ for some $i \in \{1, \dots, n\}$, since that would imply that $(f(x^*))_i < 0$. Now, assume x^* is an equilibrium point such that $x_i^* = 0$ for some $i \in \{1, \dots, n\}$. Let $B_{x^*} := (x^{*\top} B_1 x^*, \dots, x^{*\top} B_n x^*)^\top$. First, from the equilibrium equation of the system (5), since $x^* \ll \mathbb{1}_n$, we obtain

$$\begin{aligned} \mathbb{0}_n &= -\Gamma x^* + (I_n - \text{diag}(x^*))(\beta_1 A x^* + \beta_2 B_{x^*}) \\ &\iff (I_n - \text{diag}(x^*))^{-1} x^* = \Gamma^{-1}(\beta_1 A x^* + \beta_2 B_{x^*}) \\ &\iff H_-(x^*) = \Gamma^{-1}(\beta_1 A x^* + \beta_2 B_{x^*}) \\ &\iff H_+(\Gamma^{-1}(\beta_1 A x^* + \beta_2 B_{x^*})) = x^*, \end{aligned}$$

and so $x_i^* = h_+(\frac{\beta_1}{\gamma_i} \sum_{j=1}^n a_{ij} x_j^* + \frac{\beta_2}{\gamma_i} x^{*\top} B_i x^*)$. Then, since $x_i^* = 0$, this implies that $x_j^* = 0$ for all j such that $a_{ij} > 0$. Then, since A is irreducible, we could iterate this procedure and conclude that $x^* = \mathbb{0}_n$. Therefore, any equilibrium point at the boundary of $[0, 1]^n$ must be the origin. This proves statement (iii). \square

From an epidemiological perspective, Lemma 5.1 shows two important things for the well-posedness of the simplicial SIS model: 1) each entry of the state vector of the model can represent a proportion or probability; 2) there cannot exist another type of equilibria than disease-free or endemic ones. Now we present our main result.

Theorem 5.1 (The simplicial SIS model and its different epidemiological domains). *Consider the simplicial SIS model with an irreducible $A \geq 0$ and arbitrary $B_i \geq 0$. Define $\mathbf{1}_B \in \{0, 1\}^n$ by $(\mathbf{1}_B)_i = 1$ if $B_i \neq \mathbb{0}_{n \times n}$ and $(\mathbf{1}_B)_i = 0$ otherwise.*

Disease-free domain: *If*

$$\rho(\beta_1 \Gamma^{-1} A + \beta_2 \Gamma^{-1} (\mathbf{1}_n^\top B_1, \dots, \mathbf{1}_n^\top B_n)^\top) < 1,$$

then

- (i) $\mathbb{0}_n$ is the unique equilibrium point in $[0, 1]^n$,
- (ii) $\mathbb{0}_n$ is globally exponentially stable in $[0, 1]^n$ with Lyapunov function $V(x) = \|x\|_{1, \text{diag}(v)\Gamma^{-1}} = v^\top \Gamma^{-1} x$, where v is the dominant left eigenvector of $\beta_1 \Gamma^{-1} A + \beta_2 \Gamma^{-1} (\mathbf{1}_n^\top B_1, \dots, \mathbf{1}_n^\top B_n)^\top$.

Bistable domain: If $\beta_1\rho(\Gamma^{-1}A) < 1$ and

$$\min_{i \text{ s.t. } B_i \neq \mathbb{0}_{n \times n}} \left(\frac{\beta_1}{\gamma_i} (A\mathbf{1}_B)_i + \frac{\beta_2}{2\gamma_i} \mathbf{1}_B^\top B_i \mathbf{1}_B \right) \geq 2,$$

then

(iii) $\mathbb{0}_n$ is a locally exponentially stable equilibrium,

(iv) there exists an equilibrium point $x^* \gg \mathbb{0}_n$ such that $x_i^* \geq \frac{1}{2}$ for any i such that $B_i \neq \mathbb{0}_{n \times n}$, and

(v) any such equilibrium point x^* is locally exponentially stable.

Endemic domain: If $\beta_1\rho(\Gamma^{-1}A) > 1$, then

(vi) $\mathbb{0}_n$ is an unstable equilibrium,

(vii) there exists an equilibrium point $x^* \gg \mathbb{0}_n$ in $[0, 1]^n$, and

(viii) if β_2 is sufficiently small, then x^* is unique in $(0, 1]^n$ and it is globally exponentially stable in $[0, 1]^n \setminus \{\mathbb{0}_n\}$, with Lyapunov function $V(x) = \|x - x^*\|_{\infty, \text{diag}(x^*)^{-1}}$, $x \in \mathcal{X}$.

Moreover, if $\beta_1\rho(\Gamma^{-1}A) < 1$, then the system is either in the disease-free domain or in the bi-stable domain.

Remark 5.2 (About Theorem 5.1). (i) Pick β_1 satisfying $\beta_1\rho(\Gamma^{-1}A) < 1$. Assume either that each B_i is non-zero (all agents have higher-order interactions), or that each non-zero B_i has a positive i th diagonal entry (agent i suffers from cumulative infection effects from her neighbors; e.g., see Remark 4.1). Then there exists some $\hat{\beta}_2 > 0$ such that the second condition for the bistable domain is satisfied for $\beta_2 = \hat{\beta}_2$ and the simplicial SIS model is in the bistable domain for any $\beta_2 \geq \hat{\beta}_2$.

(ii) Compared to the scalar model in Theorem 4.2, the sufficient conditions in Theorem 5.1 defining the different domains for the simplicial SIS model do not exhaust all the possible values for (β_1, β_2) ; e.g., see Fig. 4. Despite this gap, our theorem rigorously establishes the following crucial qualitative behavior: assume there exist parameters (β_1, β_2) that satisfy the sufficient condition for the bistable region in Theorem 5.1, then we can show the system can transition from the disease-free domain to the bistable domain (and vice versa) by modifying β_2 . This transition, presented as a novelty for the scalar model, is also a novelty of the simplicial SIS model.

(iii) In the literature on the classical multi-group SIS model, where only the disease-free and endemic domains exist, the number $\beta_1\rho(\Gamma^{-1}A)$ is known as the reproduction number and its value has been used to determine whether the system is in the endemic domain or not. This number has a similar role for the simplicial SIS model. Indeed, if all higher-order interaction matrices B_i are equal to zero, then our theorem reduces to and restates some properties of the classical multi-group SIS model, e.g., see [27, Theorems 4.2 and 4.3].

(iv) In the classical SIS multi-group model, the work [10] uses the Lyapunov function $V(x) = \|x - x^*\|_{1, \text{diag}(x^*)}$ to show asymptotic convergence to the unique endemic state $x^* \in [0, 1]^n \setminus \{0\}_n$. Note that Theorem 3.1 generalizes [10, Theorem 2.7].

Proof of Theorem 5.1. Let us consider the functions H_+ and h_+ introduced in the proof of Lemma 5.1. Let $\bar{A} := \beta_1\Gamma^{-1}A$, $\bar{B}_i := \frac{\beta_2}{\gamma_i}B_i$ for $i \in \{1, \dots, n\}$, and let $\dot{x} := f(x)$. We introduce the following result: if $\mathbb{0}_n \leq y \ll z$ and $C \geq 0$ an $n \times n$ irreducible matrix, then $H_+(Cy) \ll H_+(Cz)$. This follows from the fact that, since C is irreducible, there exists at least one positive entry in some off-diagonal entry in any row of C , and so $C(z - y) \gg \mathbb{0}_n$. Then, $Cz \gg Cy$, and since h_+ is monotonically increasing, then $H_+(Cy) \ll H_+(Cz)$. Similarly, if $\mathbb{0}_n \leq y \leq z$ and $C \geq 0$ an $n \times n$ matrix (not necessarily irreducible), then $H_+(Cy) \leq H_+(Cz)$. We use these results throughout the rest of this proof.

We first prove fact (i) by contradiction. Let x^* be an equilibrium different than the origin. From the proof of Lemma 5.1, x^* is an equilibrium point if and only if $H_+(\bar{A}x^* + (x^{*\top} \bar{B}_1 x^*, \dots, x^{*\top} \bar{B}_n x^*)^\top) =$

x^* , i.e., if and only if x^* is the fixed point of the map $H(x) := H_+(\bar{A}x + (x^\top \bar{B}_1 x, \dots, x^\top \bar{B}_n x)^\top)$. Now, observe that

$$\begin{aligned} H(x^*) &\leq \bar{A}x^* + (x^{*\top} \bar{B}_1 x^*, \dots, x^{*\top} \bar{B}_n x^*)^\top \\ &\leq \bar{A}x^* + (\mathbb{1}_n^\top \bar{B}_1 x^*, \dots, \mathbb{1}_n^\top \bar{B}_n x^*)^\top \end{aligned}$$

where the first inequality follows from $h_+(z) \leq z$ for $z \in (0, 1]$ and the second one from $x^* \in [0, 1]^n$. Now, observe that if $\mathbb{0}_n \leq x \leq y$ then $\mathbb{0}_n \leq H(x) \leq \bar{A}x + (\mathbb{1}_n^\top \bar{B}_1 x, \dots, \mathbb{1}_n^\top \bar{B}_n x)^\top \leq \bar{A}y + (\mathbb{1}_n^\top \bar{B}_1 y, \dots, \mathbb{1}_n^\top \bar{B}_n y)^\top$; and so, the k th iteration of the map H satisfies: $\mathbb{0}_n \leq H^k(x^*) \leq (\bar{A} + (\mathbb{1}_n^\top \bar{B}_1, \dots, \mathbb{1}_n^\top \bar{B}_n)^\top)^k x^*$. Now, assume by contradiction that $x^* \neq \mathbb{0}_n$. Then, from our previous calculations, $0 \leq \|H^k(x^*) - H^k(\mathbb{0}_n)\| \leq \|(\bar{A} + (\mathbb{1}_n^\top \bar{B}_1, \dots, \mathbb{1}_n^\top \bar{B}_n)^\top)^k\| \|x^*\|$ since $H^k(\mathbb{0}_n) = \mathbb{0}_n$ and where the last inequality follows from the definition of induced norms. Now, by hypothesis, we have that $\rho(\bar{A} + (\mathbb{1}_n^\top \bar{B}_1, \dots, \mathbb{1}_n^\top \bar{B}_n)^\top) < 1$, and so, it follows that $\lim_{k \rightarrow \infty} (\bar{A} + (\mathbb{1}_n^\top \bar{B}_1, \dots, \mathbb{1}_n^\top \bar{B}_n)^\top)^k = \mathbb{0}_{n \times n}$. Then, by the Sandwich theorem, $\lim_{k \rightarrow \infty} \|H^k(x^*) - H^k(\mathbb{0}_n)\| = 0$ but recalling that $H^k(x^*) = x^*$ since x^* is a fixed point of H , we obtain $\|x^*\| = \mathbb{0}_n$, which is a contradiction. Then, $\mathbb{0}_n$ is the unique fixed point in $[0, 1]^n$ for the map H , and thus, the unique equilibrium point for the system.

Now we prove fact (ii). Since $\bar{A} \geq 0$ is irreducible, let $v \gg \mathbb{0}_n$ be the left Perron-Frobenius eigenvector of $\bar{A} + (\mathbb{1}_n^\top \bar{B}_1, \dots, \mathbb{1}_n^\top \bar{B}_n)^\top \geq 0$ [15, Theorem 8.4.4], and let $\lambda := \rho(\bar{A} + (\mathbb{1}_n^\top \bar{B}_1, \dots, \mathbb{1}_n^\top \bar{B}_n)^\top)$ be its eigenvalue. Set $y = v^\top \Gamma^{-1} x$, then $\dot{y} = v^\top \Gamma^{-1} \dot{x}$ and

$$\begin{aligned} \dot{y} &\leq -v^\top x + v^\top (\bar{A}x + (x^\top \bar{B}_1 x, \dots, x^\top \bar{B}_n x)^\top) \\ &\leq (-1 + \lambda)v^\top x \\ &= (-1 + \lambda)v^\top \Gamma \Gamma^{-1} x \leq (-1 + \lambda)(\min_i \gamma_i)y, \end{aligned}$$

where the first inequality follows from $v^\top \Gamma^{-1} (I_n - \text{diag}(x)) \leq v^\top \Gamma^{-1}$ for any $x \in [0, 1]^n$. Set $q := (-1 + \lambda)(\min_i \gamma_i) < 0$. Then, the Comparison Lemma [21] implies $0 \leq y(t) \leq y(0)e^{qt}$ for $t \geq 0$; and thus $y(t)$ is a Lyapunov function. From this it follows that $x_i(t) \leq \frac{v^\top x(0)}{v_i} e^{qt}$ and so $\|x(t)\|_1 \leq C_o e^{qt}$ for some constant $C_o > 0$, which finally implies that $\mathbb{0}_n$ is globally exponentially stable in $[0, 1]^n$.

We prove fact (iii) by linearization. First, observe that the Jacobian evaluated at the equilibrium point $\mathbb{0}_n$ is $\dot{x} = (-\Gamma + \beta_1 A)x$. Since A is irreducible, let $v \gg \mathbb{0}_n$ be the right Perron-Frobenius eigenvector of $\beta_1 \Gamma^{-1} A$; and let ρ denote its associated eigenvalue. Note that $-\Gamma + \beta_1 A$ is Metzler and $(-\Gamma + \beta_1 A)v = (-1 + \rho)\Gamma v \ll \mathbb{0}_n$ since $-1 + \rho < 0$ by assumption. Using [5, Theorem 15.17], we conclude that the matrix $-\Gamma + \beta_1 A$ is Hurwitz and so the origin is locally exponentially stable.

Now we prove fact (iv) by finding a fixed point of map H satisfying the stated conditions. First, we introduce the following result: for any $\alpha > 1$, $h_+(\alpha z) \geq z$ with $z \geq 0$ if and only if $z \leq 1 - \frac{1}{\alpha}$. Now, consider the vector $\mathbf{1}_B$ as in the theorem statement and define $Y = \{y \in [0, 1]^n \mid \frac{1}{2}\mathbf{1}_B \leq y \leq \mathbf{1}_n\}$ and $\theta := \min_i \text{s.t. } B_i \neq \mathbb{0}_{n \times n} \left(\frac{2\beta_1}{\gamma_i} (A\mathbf{1}_B)_i + \frac{\beta_2}{\gamma_i} \mathbf{1}_B^\top B_i \mathbf{1}_B \right)$. Note that $\theta \geq 4$ by hypothesis. Let $y \in Y$, then

$$\begin{aligned} H(y) &= H_+(\bar{A}y + (y^\top \bar{B}_1 y, \dots, y^\top \bar{B}_n y)^\top) \\ &\geq H_+\left(\frac{1}{2}\bar{A}\mathbf{1}_B + \frac{1}{4}(\mathbf{1}_B^\top \bar{B}_1, \dots, \mathbf{1}_B^\top \bar{B}_n)^\top \mathbf{1}_B\right), \end{aligned} \tag{8}$$

where the monotonicity of the function h_+ implies the inequality. Now, the i th entry of the argument of H_+ in right-hand side of (8) is $\frac{1}{4}(\frac{2\beta_1}{\gamma_i} \sum_{j=1}^n a_{ij}(\mathbf{1}_B)_j + \frac{\beta_2}{\gamma_i} \mathbf{1}_B^\top B_i \mathbf{1}_B)$. When $B_i \neq \mathbb{0}_{n \times n}$, we can lower bound the i th entry by $\frac{1}{4}\theta$; and when $B_i = \mathbb{0}_{n \times n}$, by 0. Therefore, from (8),

$$H(y) \geq H_+\left(\frac{1}{4}\theta \mathbf{1}_B\right) \geq \frac{1}{2}\mathbf{1}_B$$

where the last inequality follows from our statement at the beginning of the paragraph. Now, from the fact that $h_+(z) \leq 1$ for any $z \geq 0$, then $H(y) = (H_+ \bar{A}y + (y^\top \bar{B}_1 y, \dots, y^\top \bar{B}_n y)^\top) \leq \mathbb{1}_n$. Then, we conclude that $H : Y \rightarrow Y$, and so H is a continuous map that maps Y into itself. The Brouwer Fixed-Point Theorem (e.g., see [36, Theorem 4.5]) implies that there exists $y^* \in Y$ such that $H(y^*) = y^*$, i.e., an equilibrium point y^* for the system which belongs to Y . This equilibrium point y^* is not guaranteed to be unique. Moreover, from statement (iii) of Lemma 5.1, we conclude that no entry of y^* can be zero, and so $y^* \gg \mathbb{0}_n$.

Now, we prove fact (v) by linearization. Let x^* be an equilibrium of the system such that $x^* \geq \frac{1}{2} \mathbb{1}_B$ with $x^* \gg \mathbb{0}_n$. We denote by Df the Jacobian of the vector field f . Then we obtain

$$Df(x^*) = -\Gamma + \beta_1(I_n - \text{diag}(x^*))A - \beta_1 \text{diag}(Ax^*) + \beta_2(I_n - \text{diag}(x^*))O_1(x^*) - \beta_2 O_2(x^*),$$

with $O_1(x^*) := (x^{*\top}(B_1 + B_1^\top), \dots, x^{*\top}(B_n + B_n^\top))^\top$ and $O_2(x^*) := \text{diag}(x^{*\top} B_1 x^*, \dots, x^{*\top} B_n x^*)^\top$. Clearly, $Df(x^*)$ is a Metzler matrix. Now, observe that

$$\begin{aligned} Df(x^*)x^* &= -\beta_1 \text{diag}(Ax^*)x^* + \beta_2(I_n - \text{diag}(x^*))(x^{*\top} B_1 x^*, \dots, x^{*\top} B_n x^*)^\top \\ &\quad - \beta_2 \text{diag}(x^{*\top} B_1 x^*, \dots, x^{*\top} B_n x^*)x^*, \end{aligned} \quad (9)$$

where we simplified terms by using the equilibrium equation for the system (5). Let $(Df(x^*)x^*)_i$ be the i th entry of the left-hand side of equation (9). Then

$$(Df(x^*)x^*)_i = -\beta_1 \left(\sum_{j=1}^n a_{ij} x_j^* \right) x_i^* + \beta_2 (1 - 2x_i^*) (x^{*\top} B_i x^*). \quad (10)$$

First, consider $B_i \neq \mathbb{0}_{n \times n}$. Then, it follows that $x_i^* \geq \frac{1}{2}$ and that $(1 - 2x_i^*) \leq 0$. In turn we obtain, in (10),

$$(Df(x^*)x^*)_i \leq - \left(\beta_1 \min_j \left(\sum_{i=1}^n a_{ij} x_j^* \right) \right) x_i^*.$$

On the other hand, if $B_i = \mathbb{0}_{n \times n}$, then $(Df(x^*)x^*)_i = -\beta_1 \left(\sum_{i=1}^n a_{ij} x_j^* \right) x_i^*$ in (10). Therefore, from these two cases, we conclude $Df(x^*)x^* \leq -dx^*$ for some $d > 0$ since A is irreducible. Then, since $x^* \gg \mathbb{0}_n$ [5, Theorem 15.17] implies that $Df(x^*)$ is Hurwitz, and so x^* is locally exponentially stable.

Now we prove fact (vi). First we prove that $\mathbb{0}_n$ is an unstable equilibrium. The linearization respect to the equilibrium point $\mathbb{0}_n$ is $\dot{x} = (-\Gamma + \beta_1 A)x$. Let $v \gg \mathbb{0}_n$ be the right Perron-Frobenius vector of the matrix $\beta_1 \Gamma^{-1} A$, and let ρ be its associated eigenvalue. Now, since $-\Gamma + \beta_1 A$ is Metzler, $\rho > 1$, and A is irreducible; we invoke [5, E10.15] to conclude that the leading eigenvalue of $-\Gamma + \beta_1 A$ is strictly positive.

Next we prove fact (vii). Define $Y = \{y \in [0, 1]^n \mid c \leq y \leq \mathbb{1}_n\}$ for a fixed $c = \alpha v$ and $0 < \alpha < 1$ small enough so that $c \leq \left(1 - \frac{1}{\rho}\right) \mathbb{1}_n$, which is well-posed since $\rho > 1$ by assumption. Let $y \in Y$, then

$$H(y) = H_+(\bar{A}y + (y^\top \bar{B}_1 y, \dots, y^\top \bar{B}_n y)^\top) H_+(\bar{A}y) \geq H_+(\alpha \rho v) = H_+(\rho c) \geq c$$

where the inequalities are similar to the ones used in the the proof of fact (iv). Since we know also that $H(y) \leq \mathbb{1}_n$, the Brouwer Fixed-Point Theorem implies that there exists some $y^* \in Y$ such that $H(y^*) = y^*$, i.e., there exists an equilibrium point $y^* \in Y$ for the system and, by construction, $y^* \gg \mathbb{0}_n$.

Now, we prove fact (viii). First, we prove that Y can be made a forward-invariant set for the system (5), and then we establish conditions for the existence of a unique exponentially stable equilibrium in Y . If $x \in Y$, then $x_i \in [c_i, 1]$. Then, we can use Nagumo's theorem [3, Theorem 4.7] and analyze the vector field at the boundary of Y , which is an n -dimensional rectangle. As in the proof for statement (i) of Lemma 5.1, we have that $f_i(x) < 0$ for all $x \in Y$ such that $x_i = 1$ for some $i \in \{1, \dots, n\}$. Then, we need to analyze only the case where $x \in Y$ with $x_i = c_i = \alpha v_i$ for some $i \in \{1, \dots, n\}$. Consider such x . Then,

$$\begin{aligned} f_i(x) &= -\gamma_i c_i + \beta_1(1 - c_i) \sum_{j=1}^n a_{ij} x_j + \beta(1 - c_i) x^\top B_1 x \\ &\geq -\gamma_i c_i + \beta_1(1 - c_i) \sum_{j=1}^n a_{ij} c_j \\ &= -\alpha \gamma_i v_i + \alpha \gamma_i (1 - \alpha v_i) \frac{\beta_1}{\gamma_i} \sum_{j=1}^n a_{ij} v_j \\ &= \alpha \gamma_i (-1 + (1 - \alpha v_i) \rho(\bar{A})) v_i, \end{aligned}$$

and so $f_i(x) \geq 0$ if $\rho(\bar{A}) \geq \frac{1}{1 - \alpha v_i}$. Then, if $\rho(\bar{A}) \geq \frac{1}{1 - \alpha \max_i v_i}$, we conclude that Y is forward invariant. Now, by construction of Y , we can make the parameter $\alpha > 0$ arbitrarily small, and since $\rho(\bar{A}) > 1$ by assumption, then we conclude that Y is forward invariant. Indeed, since $c \rightarrow \mathbb{0}_n$ as $\alpha \rightarrow 0$, we can define the positively invariant set Y to include any initial condition in $(0, 1]^n$. Moreover, from statement (ii) of Lemma 5.1, we conclude that any trajectory starting in $[0, 1]^n \setminus \{\mathbb{0}_n\}$ eventually enters the positive invariant set Y .

Now, let x^* be an equilibrium point of the system belonging to Y , so that $x^* \gg \mathbb{0}_n$ and let us consider the system (5) starting in the set Y . By subtracting the right-hand side of the equilibrium equation $\mathbb{0}_n = f(x^*)$, we can express the same equation (5) as

$$\dot{x} = \Lambda(x, x^*)(x - x^*) + \beta_2 \Omega(x, x^*)$$

with $\Lambda(x, x^*) := -\Gamma + \beta_1(I_n - \text{diag}(x^*))A - \beta_1 \text{diag}(Ax)$ and

$$\Omega(x, x^*) := (I_n - \text{diag}(x))(x^\top B_1 x, \dots, x^\top B_n x)^\top - (I_n - \text{diag}(x^*))(x^{*\top} B_1 x^*, \dots, x^{*\top} B_n x^*)^\top,$$

and after some calculations,

$$\Omega(x, x^*) = \left((I_n - \text{diag}(x^*)) \begin{bmatrix} x^\top B_1^\top + x^{*\top} B_1 \\ \vdots \\ x^\top B_n^\top + x^{*\top} B_n \end{bmatrix} - \text{diag}(x^\top B_1 x, \dots, x^\top B_n x) \right) (x - x^*).$$

Then, we can have the alternative expression for (5) as

$$\dot{x} = \mathcal{D}(x, x^*)(x - x^*)$$

with $\mathcal{D}(x, x^*) := (\mathcal{D}_1(x, x^*) + \mathcal{D}_2(x, x^*))$ and

$$\mathcal{D}_1(x, x^*) := -\Gamma + \beta_1(I_n - \text{diag}(x^*))A + \beta_2(I_n - \text{diag}(x^*))(x^{*\top} B_1, \dots, x^{*\top} B_n)^\top,$$

$$\mathcal{D}_2(x, x^*) := -\beta_1 \text{diag}(Ax) + \beta_2(I_n - \text{diag}(x^*))(x^\top B_1^\top, \dots, x^\top B_n^\top)^\top - \beta_2 \text{diag}(x^\top B_1 x, \dots, x^\top B_n x).$$

Now, from the equilibrium equation $0_n = f(x^*)$, we notice that $\mathcal{D}_1(x, x^*)x^* = 0_n$. Since $x \in Y$, notice that $-\text{diag}(Ax)x^* \leq -\text{diag}(Ac)x^*$ and $-\text{diag}(x^\top B_1 x, \dots, x^\top B_n x)x^* \leq -\text{diag}(c^\top B_1 c, \dots, c^\top B_n c)x^* \leq 0_n$. Using these results, we obtain

$$\begin{aligned} \mathcal{D}_2(x, x^*)x^* &\leq -\beta_1 \text{diag}(Ac)x^* + \beta_2(I - \text{diag}(x^*))(x^\top B_1^\top x^*, \dots, x^\top B_n^\top x^*)^\top \\ &\leq (-\beta_1 \text{diag}(Ac) + \beta_2(I - \text{diag}(x^*))(\mathbb{1}_n^\top B_1^\top, \dots, \mathbb{1}_n^\top B_n^\top)^\top)x^*. \end{aligned}$$

Now, since A is irreducible and $c \gg 0_n$, for a fixed value of $\beta_1 > 0$, there exists $\beta_2 > 0$ sufficiently small so that $\mathcal{D}_2(x, x^*)x^* \leq -dx^*$ for some constant $d > 0$. Therefore, we have shown that $\mathcal{D}(x, x^*)x^* \leq -dx^*$ for any $x \in Y$. Since $\mathcal{D}(x, x^*)$ is Metzler (because both $\mathcal{D}_1(x, x^*)$ and $\mathcal{D}_2(x, x^*)$ are Metzler) and Y is a convex compact forward-invariant set, we can use expression (2) along with Theorem 3.1. Then, we conclude that x^* is the unique globally exponentially stable equilibrium point in Y , and, as a consequence of statement (iii) from Lemma 5.1, it has the same property over the set $[0, 1]^n \setminus \{0_n\}$. This finishes the proof of fact (viii).

The last claim of the theorem follows from the proof of fact (ii) which states that $\beta_1 \rho(\Gamma^{-1}A) < 1$ implies 0_n is locally exponentially stable, and thus we are in either the disease-free or bistable domain. \square

Theorem 5.3 (Algorithm for computing an endemic equilibrium). *Consider the simplicial SIS model and assume that the system parameters satisfy the sufficient conditions in Theorem 5.1 for the system to be in either the bistable or endemic domain. Define the map $H_+ : \mathbb{R}_{\geq 0}^n \rightarrow \mathbb{R}_{\geq 0}^n$ by $H_+(z) = (\frac{z_1}{1+z_1}, \dots, \frac{z_n}{1+z_n})^\top$ and $y_0 \in (0, 1)^n$ by*

$$y_0 = \begin{cases} \frac{1}{2}\mathbb{1}_B, & \text{for the bistable domain,} \\ (1 - \frac{1}{\rho})u, & \text{for the endemic domain,} \end{cases}$$

with (ρ, u) being the dominant right eigenpair of $\beta_1 \Gamma^{-1}A$ and $\|u\|_\infty = 1$. Then the sequence $(y_k)_{k \in \mathbb{N}} \subset (0, 1)^n$ defined by

$$y_{k+1} = H_+(\beta_1 \Gamma^{-1}A y_k + \beta_2 \Gamma^{-1}(y_k^\top B_1 y_k, \dots, y_k^\top B_n y_k)^\top)$$

is monotonic nondecreasing and $\lim_{k \rightarrow \infty} y_k = x^*$ is an endemic equilibrium (satisfying $y_0 \ll x^* \ll \mathbb{1}_n$).

Proof. Let $f(x) := \beta_1 \Gamma^{-1}Ax + \beta_2 \Gamma^{-1}(x^\top B_1 x, \dots, x^\top B_n x)^\top$ for $x \in [0, 1]^n$. From the proof of Theorem 5.1, there exists an endemic state x^* which satisfies $H_+(f(x^*)) = x^*$. Now, we also know that $H_+(f(y_0)) \geq y_0$, and so $y_1 \geq y_0$. Similarly, we note that $y_2 = H_+(f(y_1)) \geq H_+(f(y_0)) = y_1$, which follows from the entry-wise monotonicity of H_+ and $y_1 \geq y_0$. Then, by induction, we obtain that $y_{k+1} = H_+(f(y_k)) \geq y_k$ for $k \geq 0$. Now, notice that $y_k \leq \mathbb{1}_n$ for $k \geq 0$, which let us conclude that $(y_i(k))_k$ is a monotonically non-decreasing bounded sequence with upper bound 1. Then, $\lim_{k \rightarrow \infty} y_k = x^*$, with x^* an equilibrium point of the system in Y and away from $\mathbb{1}_n$ due to Lemma 5.1. \square

6 Analysis of higher-order models

We extend the simplicial SIS model to the setting of multiple arbitrary high-order interactions.

Definition 6.1 (The general higher-order SIS model). *Assume $x \in [0, 1]^n$, and let $\beta_1, \dots, \beta_{n-1} > 0$ and $\gamma_i > 0$, $i \in \{1, \dots, n\}$. Then, the general higher-order SIS model is, for any $i \in \{1, \dots, n\}$,*

$$\dot{x}_i = -\gamma_i x_i + \beta_1(1 - x_i) \sum_{j=1}^n a_{ij} x_j + (1 - x_i) \sum_{k=2}^{n-1} \beta_k \sum_{i_1, \dots, i_k=1}^n b_{ii_1 \dots i_k} x_{i_1} \cdots x_{i_k},$$

where $b_{ii_1 \dots i_k} \geq 0$ for any $i \in \{1, \dots, n\}$ and $k \in \{2, \dots, n-1\}$, and $A = (a_{ij})$ is an arbitrary nonnegative matrix.

We believe it is straightforward to extend the analysis of the simplicial SIS model in Lemma 5.1 to the general higher-order SIS model in this definition. The reason is that the Lemma 5.1's proof essentially depends on matrix A and so is independent of any higher-order interaction; therefore, we omit it here in the interest of brevity. Similarly, under appropriate changes on the sufficient conditions that define each behavioral domain, parallel results to Theorem 5.1 can be obtained. In the interest of brevity, we only focus on proving that a bistable domain also exists for arbitrary higher-order interactions. For convenience, define the shorthand:

$$b_i^* := \sum_{k=2}^{n-1} \beta_k \left(\sum_{i_1, \dots, i_k=1}^n b_{ii_1 \dots i_k} \right).$$

Proposition 6.1 (The general higher-order SIS model and its different epidemiological domains). *Consider the general higher-order SIS model (Definition VI.1) with an irreducible $A \geq 0$ and arbitrary $b_{ii_1 \dots i_k} \geq 0$ for any $i \in \{1, \dots, n\}$ and $k \in \{2, \dots, n-1\}$. Define $\mathbf{1}_{b^*} \in \{0, 1\}^n$ by $(\mathbf{1}_{b^*})_i = 1$ if $b_i^* > 0$ and $(\mathbf{1}_{b^*})_i = 0$ otherwise.*

Disease-free domain: *If*

$$\rho \left(\beta_1 \Gamma^{-1} A + \Gamma^{-1} \sum_{k=2}^{n-1} \beta_k \hat{\mathcal{B}}_k \right) < 1,$$

with $\hat{\mathcal{B}}_k \in \mathbb{R}^{n \times n}$ and its ij entry being $\hat{\mathcal{B}}_{k,ij} = \sum_{\ell_2, \dots, \ell_k=1}^n b_{ij\ell_2 \dots \ell_k}$. Then,

- (i) $\mathbb{0}_n$ is the unique equilibrium point in $[0, 1]^n$,
- (ii) $\mathbb{0}_n$ is globally exponentially stable in $[0, 1]^n$ with Lyapunov function $V(x) = \|x\|_{1, \text{diag}(v)\Gamma^{-1}} = v^\top \Gamma^{-1} x$, where v is the dominant left eigenvector of $\beta_1 \Gamma^{-1} A + \Gamma^{-1} \sum_{k=2}^{n-1} \beta_k \hat{\mathcal{B}}_k$.

Bistable domain: *If $\beta_1 \rho(\Gamma^{-1} A) < 1$ and*

$$\min_{i \text{ s.t. } b_i^* \neq 0} \left(\frac{\beta_1}{\gamma_i} (A \mathbf{1}_{b^*})_i + \sum_{k=2}^{n-1} \frac{\beta_k}{\gamma_i} \left(\frac{n-2}{n-1} \right)^{k-1} \sum_{i_1, \dots, i_k=1}^n b_{ii_1 \dots i_k} \prod_{\ell=1}^k (\mathbf{1}_{b^*})_{i_\ell} \right) \geq n-1,$$

then

- (iii) $\mathbb{0}_n$ is a locally exponentially stable equilibrium,
- (iv) there exists an equilibrium point $x^* \gg \mathbb{0}_n$ such that $x_i^* \geq \frac{n-2}{n-1}$ for any i such that $b_i^* \neq 0$, and
- (v) any such equilibrium point x^* is locally exponentially stable.

Endemic domain: *If $\beta_1 \rho(\Gamma^{-1} A) > 1$, then*

- (vi) $\mathbb{0}_n$ is an unstable equilibrium,
- (vii) there exists an equilibrium point $x^* \gg \mathbb{0}_n$ in $[0, 1]^n$, and
- (viii) if $\beta_2, \dots, \beta_{n-1}$ is sufficiently small, then x^* is unique in $(0, 1]^n$ and it is globally exponentially stable in $[0, 1]^n \setminus \{\mathbb{0}_n\}$, with Lyapunov function $V(x) = \|x - x^*\|_{\infty, \text{diag}(x^*)^{-1}}$, $x \in \mathcal{X}$.

Moreover, if $\beta_1 \rho(\Gamma^{-1}A) < 1$, then the system is either in the disease-free domain or in the bistable domain.

Proof. We only prove the results for the bistable domain. Consider the functions H_+ and h_+ introduced in the proof of Lemma 5.1. Let $\bar{A} := \beta_1 \Gamma^{-1}A$. The proof for fact (iii) is the same as in Theorem 5.1. Now, we prove fact (iv). Define $Y = \{y \in [0, 1]^n \mid \frac{n-2}{n-1} \mathbf{1}_{b^*} \leq y \leq \mathbf{1}_n\}$. Rewrite the second inequality assumption in the proposition statement as $\theta \geq n-1$, where θ is a shorthand for the minimum term. For a point $y \in Y$, we compute

$$\begin{aligned} (H_+(y))_i &= h_+ \left((\bar{A}y)_i + \sum_{k=2}^{n-1} \frac{\beta_k}{\gamma_i} \sum_{i_1, \dots, i_k=1}^n b_{ii_1 \dots i_k} \prod_{\ell=1}^k y_{i_\ell} \right) \\ &\geq h_+ \left(\frac{n-2}{n-1} ((\bar{A}\mathbf{1}_B)_i + \sum_{k=2}^{n-1} \frac{\beta_k}{\gamma_i} \left(\frac{n-2}{n-1} \right)^{k-1} \sum_{i_1, \dots, i_k=1}^n b_{ii_1 \dots i_k} \prod_{\ell=1}^k (\mathbf{1}_{b^*})_{i_\ell} \right), \end{aligned} \quad (11)$$

where the inequality follows from the monotonicity of the function h_+ . Whenever $b_i^* \neq 0$, we can lower bound the expression in (11) by $h_+(\frac{n-2}{n-1}\theta)$; and whenever $b_i^* = 0$, we can lower bound it by $h_+(0) = 0$. Therefore, as in the proof of Theorem 5.1, we obtain

$$H(y) \geq H_+ \left(\frac{n-2}{n-1} \theta \mathbf{1}_{b^*} \right) \geq \frac{n-2}{n-1} \mathbf{1}_{b^*}.$$

Then, following the proof for the bistable domain of Theorem 5.1, we obtain that there exists an equilibrium point $y^* \in Y$ such that $y \gg \mathbb{0}_n$.

Now we prove fact (v). Let $x^* \gg \mathbb{0}_n$ be an equilibrium satisfying $x^* \geq \frac{n-2}{n-1} \mathbf{1}_{b^*}$. Evaluating the Jacobian of the system at x^* , namely $Df(x^*)$, and after some algebraic work (similar to the one done in the proof of Theorem 5.1), we observe that $Df(x^*)$ is a Metzler matrix and, moreover, that

$$(Df(x^*)x^*)_i = -\beta_1 (Ax^*)_i x_i^* + \sum_{k=2}^{n-1} ((k-1) - kx_i^*) \beta_k \left(\sum_{i_1, \dots, i_k=1}^n b_{ii_1 \dots i_k} \prod_{\ell=1}^k x_{i_\ell} \right).$$

First, if $b_i^* \neq 0$, then $x_i^* \geq \frac{n-2}{n-1}$ and $(k-1 - kx_i^*) \leq 0$, since $\frac{k-1}{k} \leq \frac{n-2}{n-1} \leq x^*$ for $k \in \{2, \dots, n-1\}$. In turn,

$$(Df(x^*)x^*)_i \leq - \left(\beta_1 \min_s \left(\sum_{j=1}^n a_{sj} x_j^* \right) \right) x_i^*.$$

On the other hand, if $b_i^* = 0$, then $(Df(x^*)x^*)_i = -\beta_1 \left(\sum_{j=1}^n a_{ij} x_j^* \right) x_i^*$. Therefore, from these two cases and recalling that A is irreducible, we have $Df(x^*)x^* \leq -dx^*$ for some $d > 0$. Finally, since $x^* \gg \mathbb{0}_n$, [5, Theorem 15.17] implies that $Df(x^*)$ is Hurwitz and, therefore, x^* is locally exponentially stable. \square

7 Numerical example

In Figure 4, we present two numerical examples of the behavior of the simplicial SIS model. First, we verify the existence of a parameter region under which the sufficient conditions of Theorem 5.1 cannot be applied. We can readily observe the transition from the disease-free domain to the bistable domain as we increase β_2 for a fixed β_1 , as mentioned in Remark 5.2. Also, notice that the sufficient condition for determining the endemic domain in Theorem 5.1 is tight. We also remark

that the sufficient condition for determining the bistable region captures most of the true parameter region in these simulations.

From our numerical simulations we propose the following conjectures, which are consistent with the behavior observed in the scalar model.

Conjectures 7.1 (Behaviors in the bistable and endemic domains). *For the simplicial SIS model,*

- (i) *in the bistable domain, at fixed β_2 , the domain of attraction of the disease-free equilibrium $x^* = \mathbb{0}_n$ decreases as β_1 increases. Once $\beta_1 = \frac{1}{\rho(\Gamma^{-1}A)}$, a bifurcation occurs and the origin becomes an unstable equilibrium point in the endemic domain;*
- (ii) *in the endemic domain, the endemic equilibrium is unique and globally stable for any value of β_2 .*

8 Conclusion

In this paper, we formally analyze the simplicial SIS model and establish its different behavioral domains. As seen in a previous scalar model, we show the existence of the bistable domain and its possible transition from the disease-free domain by changing the model parameters. This feature makes our model qualitatively different from the classical multi-group SIS model. We also show that the bistable domain exists for any multi-group SIS model with higher-order interactions.

As future work, we plan to study control strategies for the mitigation of the epidemic in the simplicial SIS model; e.g., how to drive the system to the origin whenever it is in the bistable domain. More generally, we also plan to study the aggregation of higher order interaction terms in other epidemiological models, where we believe our approach based on Coppel's inequalities can also be useful. Finally, it is relevant to provide a more comprehensive characterization of the model parameters β_1 and β_2 , and thus prove the tight transition between the disease-free and the bistable domains illustrated by our simulations.

Acknowledgment

We thank Dr. Saber Jafarpour for insightful discussions about matrix measures and Coppel's inequalities, including proving Theorem 3.1 and relate it to [37].

References

- [1] F. Battiston, G. Cencetti, I. Iacopini, V. Latora, M. L., A. Patania, J.-G. Young, and G. Petri. Networks beyond pairwise interactions: Structure and dynamics. *Physics Reports*, 874:1–92, 2020. doi:10.1016/j.physrep.2020.05.004.
- [2] A. R. Benson, R. Abebe, M. T. Schaub, A. Jadbabaie, and J. Kleinberg. Simplicial closure and higher-order link prediction. *Proceedings of the National Academy of Sciences*, 115(48):E11221–E11230, 2018. doi:10.1073/pnas.1800683115.
- [3] F. Blanchini and S. Miani. *Set-Theoretic Methods in Control*. Springer, 2015, ISBN 9783319179322.
- [4] P. Bonacich, A. C. Holdren, and M. Johnston. Hyper-edges and multidimensional centrality. *Social Networks*, 26(3):189–203, 2004. doi:10.1016/j.socnet.2004.01.001.

- [5] F. Bullo. *Lectures on Network Systems*. Kindle Direct Publishing, 1.4 edition, July 2020, ISBN 978-1986425643. With contributions by J. Cortés, F. Dörfler, and S. Martínez. URL: <http://motion.me.ucsb.edu/book-1ns>.
- [6] S. Coogan. A contractive approach to separable Lyapunov functions for monotone systems. *Automatica*, 106:349–357, 2019. doi:10.1016/j.automatica.2019.05.001.
- [7] W. A. Coppel. *Stability and Asymptotic Behavior Of Differential Equations*. Heath, 1965, ISBN 0669190187.
- [8] G. F. de Arruda, G. Petri, and Y. Moreno. Social contagion models on hypergraphs. *Physical Review Research*, 2, 2020. doi:10.1103/PhysRevResearch.2.023032.
- [9] A. d’Onofrio. A note on the global behaviour of the network-based SIS epidemic model. *Nonlinear Analysis: Real World Applications*, 9(4):1567–1572, 2008. doi:10.1016/j.nonrwa.2007.04.001.
- [10] A. Fall, A. Iggidr, G. Sallet, and J.-J. Tewa. Epidemiological models and Lyapunov functions. *Mathematical Modelling of Natural Phenomena*, 2(1):62–68, 2007. doi:10.1051/mmnp:2008011.
- [11] M. Granovetter. Threshold models of collective behavior. *The American Journal of Sociology*, 83(6):1420–1443, 1978. doi:10.1086/226707.
- [12] A. Hatcher. *Algebraic Topology*. Cambridge University Press, 2002, ISBN 0521795400.
- [13] H. W. Hethcote. An immunization model for a heterogeneous population. *Theoretical Population Biology*, 14(3):338–349, 1978. doi:10.1016/0040-5809(78)90011-4.
- [14] H. W. Hethcote. The mathematics of infectious diseases. *SIAM Review*, 42(4):599–653, 2000. doi:10.1137/S0036144500371907.
- [15] R. A. Horn and C. R. Johnson. *Matrix Analysis*. Cambridge University Press, 2nd edition, 2012, ISBN 0521548233.
- [16] A. R. Hota and S. Sundaram. Game-theoretic vaccination against networked SIS epidemics and impacts of human decision-making. *IEEE Transactions on Control of Network Systems*, 6(4):1461–1472, 2019. doi:10.1109/TCNS.2019.2897904.
- [17] H. Huang, J. Tang, L. Liu, J. Luo, and X. Fu. Triadic closure pattern analysis and prediction in social networks. *IEEE Transactions on Knowledge and Data Engineering*, 27(12):3374–3389, 2015. doi:10.1109/TKDE.2015.2453956.
- [18] I. Iacopini, G. Petri, A. Barrat, and V. Latora. Simplicial models of social contagion. *Nature Communications*, 10(1):2485, 2019. doi:10.1038/s41467-019-10431-6.
- [19] B. Jhun, M. Jo, and B. Kahng. Simplicial SIS model in scale-free uniform hypergraph. *Journal of Statistical Mechanics: Theory and Experiment*, 2019. doi:10.1088/1742-5468/ab5367.
- [20] K. F. Kee, L. Sparks, D. C. Struppa, and M. Mannucci. Social groups, social media, and higher dimensional social structures: A simplicial model of social aggregation for computational communication research. *Communication Quarterly*, 61(1):35–58, 2013. doi:10.1080/01463373.2012.719566.

- [21] H. K. Khalil. *Nonlinear Systems*. Prentice Hall, 3 edition, 2002, ISBN 0130673897.
- [22] A. Khanafer, T. Başar, and B. Ghahesifard. Stability of epidemic models over directed graphs: A positive systems approach. *Automatica*, 74:126–134, 2016. doi:[10.1016/j.automatica.2016.07.037](https://doi.org/10.1016/j.automatica.2016.07.037).
- [23] A. Lajmanovich and J. A. Yorke. A deterministic model for gonorrhea in a nonhomogeneous population. *Mathematical Biosciences*, 28(3):221–236, 1976. doi:[10.1016/0025-5564\(76\)90125-5](https://doi.org/10.1016/0025-5564(76)90125-5).
- [24] W.-M. Liu, H. W. Hethcote, and S. A. Levin. Dynamical behavior of epidemiological models with nonlinear incidence rates. *Journal of Mathematical Biology*, 25(4):359–380, 1987. doi:[10.1007/BF00277162](https://doi.org/10.1007/BF00277162).
- [25] M. Martcheva. *An Introduction to Mathematical Epidemiology*. Springer, 2015, ISBN 978-1-4899-7611-6.
- [26] J. T. Matamalas, S. Gómez, and A. Arenas. Abrupt phase transition of epidemic spreading in simplicial complexes. *Physical Review Research*, 2:012049, 2020. doi:[10.1103/PhysRevResearch.2.012049](https://doi.org/10.1103/PhysRevResearch.2.012049).
- [27] W. Mei, S. Mohagheghi, S. Zampieri, and F. Bullo. On the dynamics of deterministic epidemic propagation over networks. *Annual Reviews in Control*, 44:116–128, 2017. doi:[10.1016/j.arcontrol.2017.09.002](https://doi.org/10.1016/j.arcontrol.2017.09.002).
- [28] C. Nowzari, V. M. Preciado, and G. J. Pappas. Analysis and control of epidemics: A survey of spreading processes on complex networks. *IEEE Control Systems*, 36(1):26–46, 2016. doi:[10.1109/MCS.2015.2495000](https://doi.org/10.1109/MCS.2015.2495000).
- [29] M. Ogura, V. M. Preciado, and N. Masuda. Optimal containment of epidemics over temporal activity-driven networks. *SIAM Journal on Applied Mathematics*, 79(3), 2019. doi:[10.1137/18M1172740](https://doi.org/10.1137/18M1172740).
- [30] K. Paarporn, C. Eksin, J. S. Weitz, and J. S. Shamma. Networked SIS epidemics with awareness. *IEEE Transactions on Computational Social Systems*, 4(3):93–103, 2017. doi:[10.1109/TCSS.2017.2719585](https://doi.org/10.1109/TCSS.2017.2719585).
- [31] P. E. Paré, C. L. Beck, and A. Nedić. Epidemic processes over time-varying networks. *IEEE Transactions on Control of Network Systems*, 5(3), 2017. doi:[10.1109/TCNS.2017.2706138](https://doi.org/10.1109/TCNS.2017.2706138).
- [32] P. E. Paré, J. Liu, C. L. Beck, A. Nedić, and T. Başar. Multi-competitive viruses over static and time-varying networks. In *American Control Conference*, pages 1685–1690, 2017. doi:[10.23919/ACC.2017.7963195](https://doi.org/10.23919/ACC.2017.7963195).
- [33] R. Pastor-Satorras and A. Vespignani. Epidemic spreading in scale-free networks. *Physical Review Letters*, 86(14):3200–3203, 2001. doi:[10.1103/PhysRevLett.86.3200](https://doi.org/10.1103/PhysRevLett.86.3200).
- [34] F. D. Sahneh, C. Scoglio, and P. Van Mieghem. Generalized epidemic mean-field model for spreading processes over multilayer complex networks. *IEEE/ACM Transactions on Networking*, 21(5):1609–1620, 2013. doi:[10.1109/TNET.2013.2239658](https://doi.org/10.1109/TNET.2013.2239658).
- [35] M. T. Schaub, A. R. Benson, P. Horn, G. Lippner, and A. Jadbabaie. Random walks on simplicial complexes and the normalized Hodge 1-Laplacian. *SIAM Review*, 62(2):353–391, 2020. doi:[10.1137/18M1201019](https://doi.org/10.1137/18M1201019).

- [36] J. H. Shapiro. *A Fixed-Point Farrago*. Springer, 2016, ISBN 978-3-319-27976-3.
- [37] M. Vidyasagar. *Nonlinear Systems Analysis*. SIAM, 2002, ISBN 9780898715262. [doi:10.1137/1.9780898719185](https://doi.org/10.1137/1.9780898719185).
- [38] N. J. Watkins, C. Nowzari, and G. J. Pappas. Robust economic model predictive control of continuous-time epidemic processes. *IEEE Transactions on Automatic Control*, 65(3):1116–1131, 2020. [doi:10.1109/TAC.2019.2919136](https://doi.org/10.1109/TAC.2019.2919136).

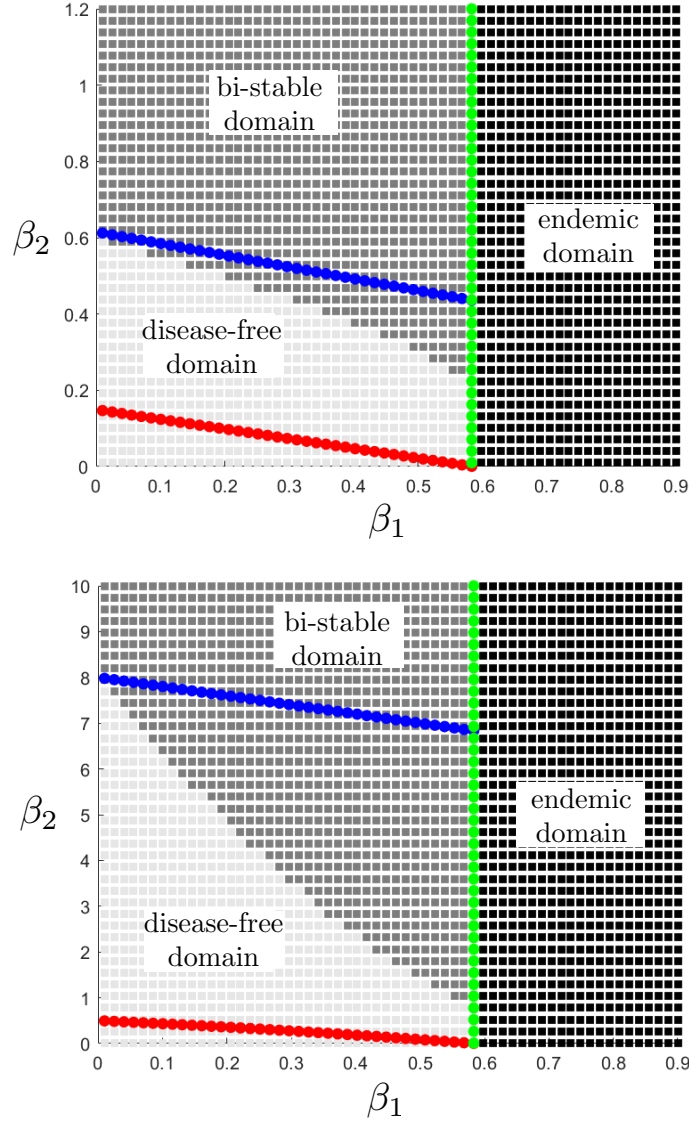


Figure 4: Consider the simplicial SIS model with its parameters (Definition 4.1). For the upper figure, we randomly generated and fixed six irreducible matrices $A \in \{0, 1\}^{5 \times 5}$ and $B_i \in \{0, 1\}^{5 \times 5}$, $B_i \neq 0_n$, $i \in \{1, \dots, 5\}$; and fixed $\Gamma = 2I_5$. The light-gray/gray/black region corresponds to the disease-free/bistable/endemic domain from the simulation. Regarding the sufficient conditions established by Theorem 5.1, all the region to the right of the green line correspond to the endemic domain, all the region above the blue line and left to the green line to the bistable domain, and all the region below the red curve to the disease-free domain. For the lower figure, we considered the same settings as in the upper figure, but with the difference that this time we set $B_i = 0_{n \times n}$ for $i \in \{2, \dots, 5\}$.