

# On the minimum number of Fox colorings of knots

H. Abchir

Hassan II University. Casablanca, Morocco.

e-mail: hamid.abchir@univh2c.ma

M. Elhamdadi

University of South Florida, Tampa FL.

e-mail: emohamed@usf.edu

S. Lamsifer

Hassan II University. Casablanca, Morocco.

e-mail: soukainalamsifer@gmail.com

September 29, 2020

## Abstract

We investigate Fox colorings of knots that are 17-colorable. Precisely, we prove that any 17-colorable knot has a diagram such that exactly 6 among the seventeen colors are assigned to the arcs of the diagram.

## 1 Introduction

Knot theory has been a very active area of research for more than a century. In the last fifty years, Knot theory has been successfully applied to chemistry and molecular biology. Recently some algebraic structures, related to quandles which generalize Fox  $n$ -colorability, have been used to classify topological structures of proteins were introduced in [1] and labelled bundles. The 3-coloring invariant is the simplest invariant that distinguishes the trefoil knot from the trivial knot. The idea of 3-coloring and more generally  $m$ -coloring was developed by R. Fox around 1960 (see [5]). He introduced a diagrammatic definition of colorability of a knot by  $\mathbb{Z}_m$  (the integers modulo  $m$ ). Precisely, for any natural number  $m$ , a knot diagram is said to be  $m$ -colorable if we can assign to each of its arcs an element of  $\mathbb{Z}_m$ , called the color of that arc, such that, at each crossing, the sum of the colors of the under-arcs is twice the color assigned to the over arc modulo  $m$  (see Figure 1 below). A knot is said to be  $m$ -colorable if it has an  $m$ -colorable diagram. For obvious reasons  $m$  will be restricted to the odd primes. A coloring that uses only one color is usually called a trivial coloring. For an explicit example of a Fox 3-coloring of the knot  $8_{19}$  consult example 60 on page 82 of [4].

Let  $p$  be an odd prime integer. Let  $K$  be a  $p$ -colorable knot and let  $C_p(K)$  denote the minimal number of colors needed to color a diagram of  $K$ . The problem of finding the minimum number of colors for  $p$ -colorable knots with primes up to 13 was investigated

by many authors. In 2009, S. Satoh showed in [9] that  $C_5(K) = 4$ . In 2010, K. Oshiro proved that  $C_7(K) = 4$  [8]. In 2016, T. Nakamura, Y. Nakanishi and S. Satoh showed in [7] that  $C_{11}(K) = 5$ . In 2017, M. Elhamdadi and J. Kerr [3] and independently F. Bento and P. Lopes [2] proved that  $C_{13}(K) = 5$ . In what follows we investigate the case of the prime number  $p = 17$ .

p	$C_p(K)$
3	3
5	4
7	4
11	5
13	5

First, using the result of T. Nakamura, Y. Nakanishi and S. Satoh [6] which states that for any knot  $K$  and any prime  $p$ ,  $C_p(K) \geq \lfloor \log_2 p \rfloor + 2$ , we obtain that  $C_{17}(K) \geq 6$ . The main result of this article is to show that  $C_{17}(K) = 6$ . It is still an open question whether for any  $p$ -colorable knot  $K$ , the equality  $C_p(K) = \lfloor \log_2 p \rfloor + 2$  holds. In addition to the results already known, regarding the problem of finding the minimum number of colors for  $p$ -colorable knots, the result of this article reinforces the validity that equality holds.

## 2 Any 17-colorable knot can be colored by six colors

Through this article we will adopt the same notations as in [3]. So we will use  $\{a|b|c\}$  to denote a crossing, as in Figure 1 where  $b$  is the color of the over-arc and  $a$  and  $c$  are the colors of the under-arcs with  $a + c = 2b$  modulo 17. When the crossing is of the type  $\{a|a|a\}$  (trivial coloring), we will omit over and under-arcs and draw them crossing each other.

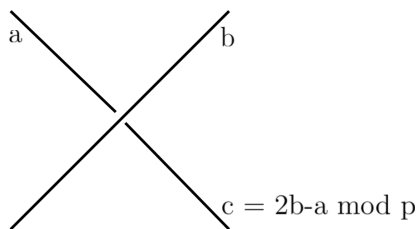


Figure 1: The coloring  $\{a|b|c\}$ .

Our main result is the following

**Theorem 2.1.** *Any 17-colorable knot has a 17-colored diagram with exactly six colors.*

*Proof.* Let  $D$  be a non-trivially 17-colored knot diagram of a knot  $K$ . We will show that the integers  $\{0, 2, 3, 4, 8, 12\}$  are enough to color  $K$ . To do this, we will proceed by steps.

At the step number  $i$  we will prove that one can do without the color  $c_i$ , which is the  $i$ -th number in the ordered list  $\{16, 15, 9, 10, 6, 7, 5, 1, 11, 14, 13\}$ .

We will start by proving that we can modify  $D$  to get an equivalent colored diagram  $D_1$  where the color  $c_1 = 16$  is not used. The step  $i$ ,  $i \geq 2$ , consists in showing that if one begins with a colored diagram  $D_{i-1}$  in which none of the already discarded colors  $\{c_1, \dots, c_{i-1}\}$  is used, then one can modify  $D_{i-1}$  to get a new equivalent colored diagram  $D_i$  where none of the colors  $\{c_1, \dots, c_i\}$  appear. Note that any color  $c$  can occur in  $D$  in three ways:

- at a crossing of the form  $\{c|c|c\}$ ,
- or on an over-arc at a crossing  $\{a|c|2c-a\}$  for some color  $a$
- or as the color of an under-arc that connects two crossings of the type  $\{2a-c|a|c\}$  and  $\{c|b|2b-c\}$  for some colors  $a$  and  $b$ .

Then at each step, we will show that in each one of these three cases, one can modify the diagram such that the color  $c$  will be eliminated.

In all the figures we will use, we denote by  $c$  the color we want to drop. To make things clear, we start by dealing with the first step when  $c = 16$ . We will show that there is a non-trivially equivalent 17-colored diagram  $D_1$  with no arc colored by 16.

**Case 1:** Assume that  $D$  has a crossing of type  $\{16|16|16\}$ . Then  $D$  will necessarily have one of the two crossings,  $\{2a+1|a|16\}$  or  $\{a|16|15-a\}$  for some  $a \neq 16$ . Since  $2a+1 \neq 16$  and  $15-a \neq 16$ , we deform the arc colored by  $a$  as shown in Figure 2 in the case of the first crossing, or as shown in Figure 3 in the case of the second crossing. Each of those two deformations provides an equivalent diagram where the crossing  $\{16|16|16\}$  disappeared.

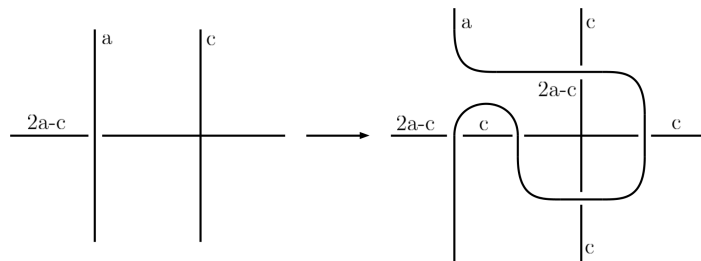


Figure 2: Transformation of  $\{c|c|c\}$  when  $a$  is the color of an over-arc.

In the case of the second crossing, we do the deformation described in Figure 3.

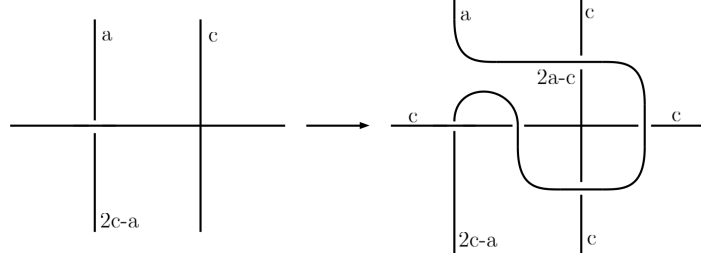


Figure 3: Transformation of the crossing  $\{c|c|c\}$  when  $a$  is the color of an under-arc.

**Case 2:** Assume that  $D$  has a crossing whose over-arc has the color 16, i.e. it is of the type  $\{a|16|15-a\}$  for some  $a \neq 16$ . Then we deform  $D$  as shown in Figure 4. We easily check that the generated colors  $2a+1$  and  $3a+2$  are both distinct from 16. Furthermore there is no more over-arc with color 16 in the region concerned by the modification.

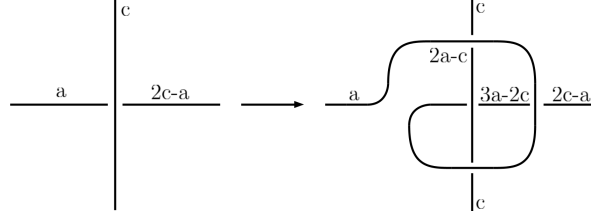


Figure 4

**Case 3:** Assume that  $D$  has a crossing whose under arc is colored by 16. Then this under-arc will connect a crossing of the type  $\{2a+1|a|16\}$  to a crossing of type  $\{16|b|2b+1\}$  for some  $a$  and  $b$  distinct from 16. If  $a = b$ , the deformation shown in Figure 5 allows to eliminate the color 16. If  $a \neq b$ , we do the deformation described in Figure 6 and then the color 16 disappears unless when  $2a-b=16$  i.e.  $b=2a+1$ . In this case we apply to  $D$  the transformation shown in Figure 7. Finally, we get an equivalent diagram  $D_1$  in which no arc has the color 16.

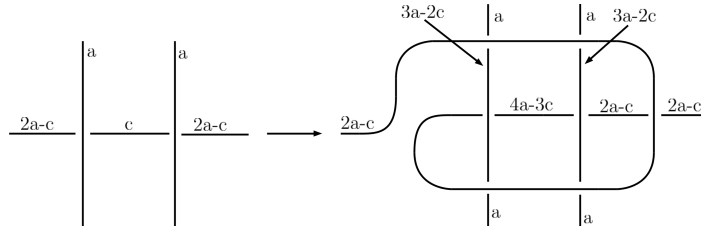


Figure 5

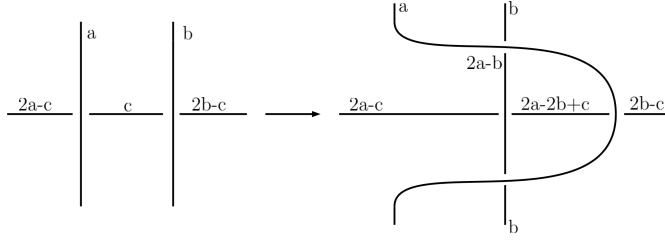


Figure 6

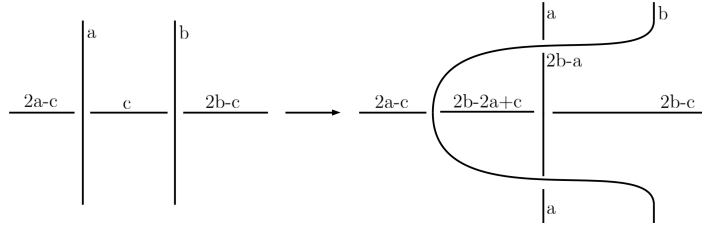


Figure 7

Now we will deal with a general step  $i$ ,  $i \geq 2$ . Assume that we have a diagram  $D_{i-1}$  that is equivalent to  $D$  where the colors  $\{c_1, \dots, c_{i-1}\}$  are not used. We want to show that there exists an equivalent colored diagram  $D_i$  which does not use colors  $\{c_1, \dots, c_{i-1}, c_i\}$ . Here,  $c_i$  will be denoted by  $c$  as in the figures. Like in the first step, we will consider the three cases:

**Case 1** Assume that  $D_{i-1}$  has a crossing of the type  $\{c|c|c\}$ . Then there exists a crossing of type  $\{2a - c|a|c\}$  or  $\{a|c|2c - a\}$  for some  $a$  distinct from  $c$  and  $a \notin \{c_1, \dots, c_{i-1}\}$ . In the case of the first crossing we deform the arc colored by  $a$  as indicated in Figure 2 which results in the crossing  $\{c|c|c\}$  disappearing.

In the case of the second crossing, we do the deformation described in Figure 3. The obtained color  $2a - c$  will be different from  $c$  and  $c_k$  iff  $a \neq c$  and  $a \neq 9(c + c_k)$ , for each  $k$  such that  $1 \leq k \leq i - 1$ .

If  $a = 9(c + c_k)$  we resolve the problem by making the deformation of Figure 8, unless if  $(c, c_k) = (7, 16)$  or  $(c, c_k) = (7, 15)$  which occur in the sixth step (i.e.  $i = 6$ ). For those cases we will apply to the diagram  $D_{i-1} = D_5$  one of the deformations described in the Figure 9 according to the value of  $a$ . So, we eliminate all crossings of the type  $\{c|c|c\}$ .

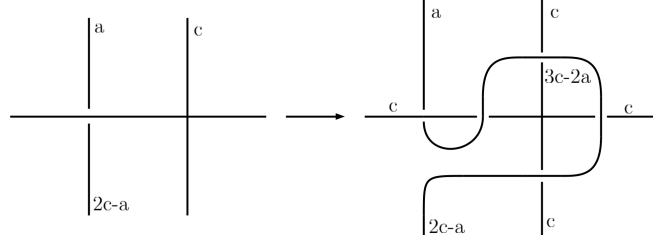


Figure 8

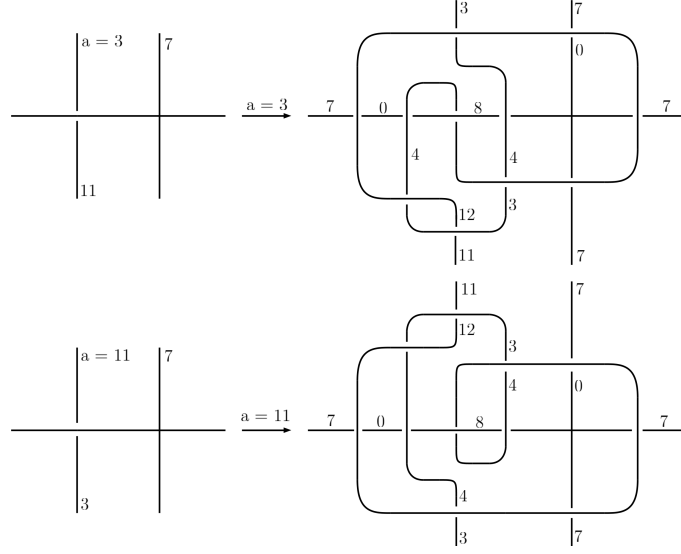


Figure 9

**Case 2** Assume that  $D_{i-1}$  has a crossing whose over-arc is of color  $c = c_i$ , i.e. it is of the type  $\{a|c|2c-a\}$  for some  $a$  different from  $c$  and  $c_k$ , for each  $k$ ,  $1 \leq k \leq i-1$ . We deform the diagram  $D_{i-1}$  as shown in Figure 4.

This deformation provides the two new colors  $2a-c$  and  $3a-2c$ , which are different from  $c$  and  $c_k$  iff  $a \neq c$ ,  $a \neq 9(c+c_k)$  and  $a \neq 6(c_k+2c)$ . If  $a = 9(c+c_k)$  or  $a = 6(c_k+2c)$  for some  $k$ , the deformation of Figure 10 resolves the problem except when  $(c, c_k) = (7, 16)$  or  $(c, c_k) = (7, 15)$  which occur in the sixth step (i.e.  $i = 6$ ). For the two remaining cases we resolve the problem by applying to  $D_{i-1} = D_5$  one of the deformations described Figure 11 according to the value of  $a$ .

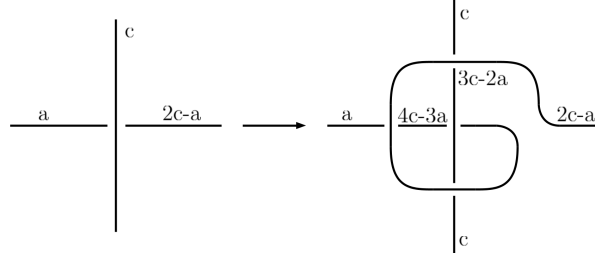


Figure 10

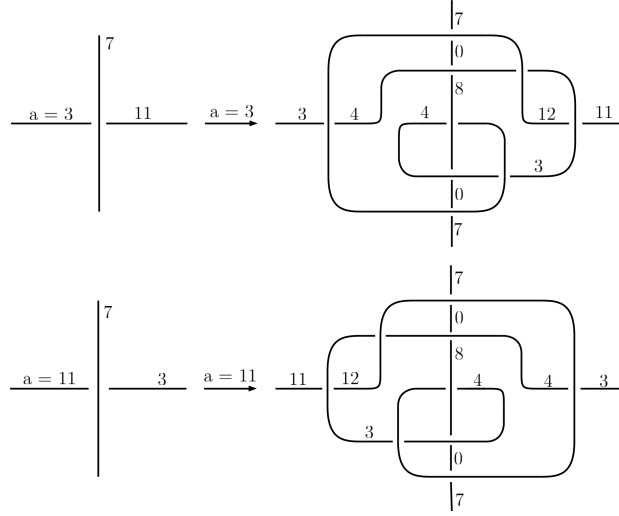


Figure 11

**Case 3** Assume that  $D_{i-1}$  has a crossing whose under-arc is colored by  $c = c_i$ . Then  $c$  connects two crossings of the type  $\{2a - c|a|c\}$  and  $\{c|b|2b - c\}$  for some  $a$  and  $b$  both distinct from  $c$  and  $c_k$ , for each  $k$ ,  $1 \leq k \leq i - 1$ .

If  $a = b$ , we apply to the diagram  $\bar{D}_{i-1}$  the deformation shown in Figure 5. We get the two new colors  $3a - 2c$  and  $4a - 3c$ . They are different from  $c$  and  $c_k$  iff  $a \neq c$ ,  $a \neq 6(c_k + 2c)$  and  $a \neq 13(c_k + 3c)$ , for each  $k$ ,  $1 \leq k \leq i - 1$ .

For the remaining cases, if  $a = 6(c_k + 2c)$  or  $a = 13(c_k + 3c)$  (obviously  $a \neq c$  and  $a \neq c_k$ ), some other transformations are required. They are listed in the following table.

Step	$(c, c_k)$	$a = 6(c_k + 2c)$	Required deformation	Step	$(c, c_k)$	$a = 13(c_k + 3c)$	Required deformation
2	(15, 16)	4	Fig. 12	2	(15, 16)	11	Fig. 13
3	(9, 16)	0	Fig. 14	3	(9, 15)	2	Fig. 13
	(9, 15)	11	Fig. 12	4	(10, 16)	3	Fig. 13
4	(10, 16)	12	Fig. 12		(10, 15)	7	Fig. 17
	(10, 15)	6	Fig. 15		(10, 9)	14	Fig. 13
5	(6, 10)	13	Fig. 12	5	(6, 16)	0	Fig. 13
6	(7, 15)	4	Fig. 14		(6, 15)	4	Fig. 15
	(7, 9)	2	Fig. 15		(6, 10)	7	Fig. 16
	(7, 6)	1	Fig. 20	6	(7, 16)	5	Fig. 18
7	(5, 16)	3	Fig. 21		(7, 10)	12	Fig. 19
	(5, 10)	1	Fig. 16	7	(5, 16)	12	Fig. 16
	(5, 6)	11	Fig. 22	8	(1, 15)	13	Fig. 24
	(5, 7)	0	Fig. 23		(1, 7)	11	Fig. 25
9	(11, 7)	4	Fig. 29		(1, 5)	2	Fig. 26
11	(13, 14)	2	Fig. 35	9	(11, 15)	12	Fig. 27
					(11, 6)	14	Fig. 28
				10	(14, 9)	0	Fig. 30
					(14, 10)	13	Fig. 31
					(14, 7)	8	Fig. 32
				11	(13, 10)	8	Fig. 33
					(13, 11)	4	Fig. 34

Table 1: List of the remaining cases at each step and the corresponding deformations.

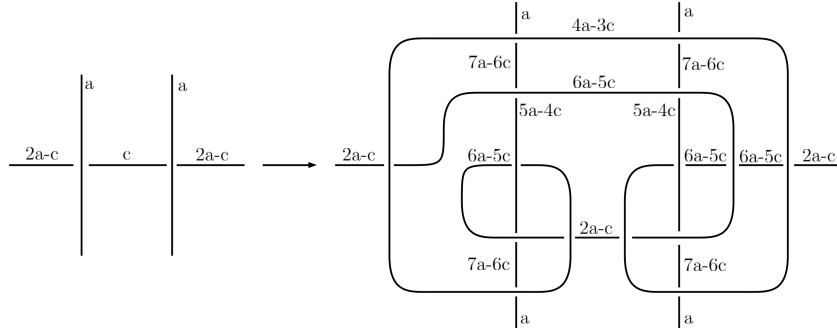


Figure 12

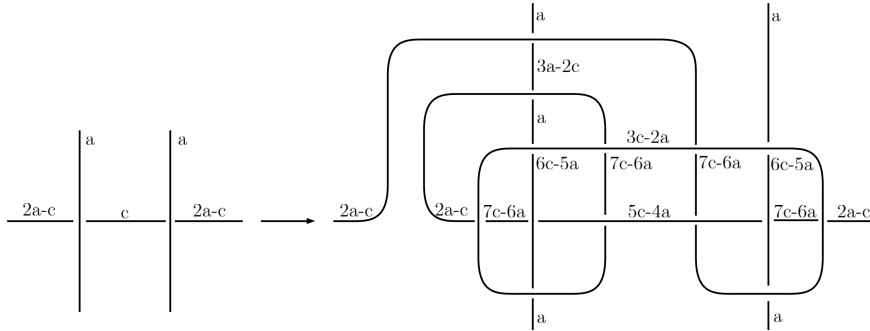


Figure 13



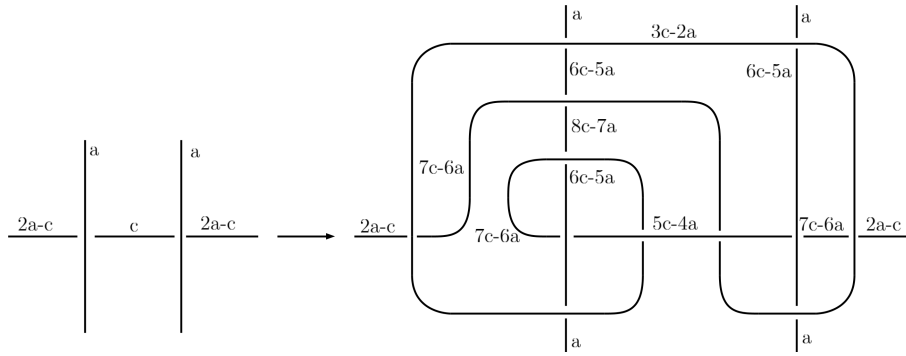


Figure 14

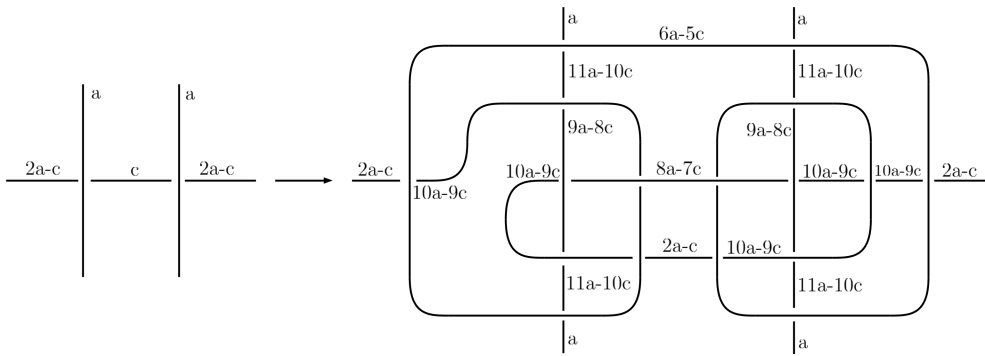


Figure 15

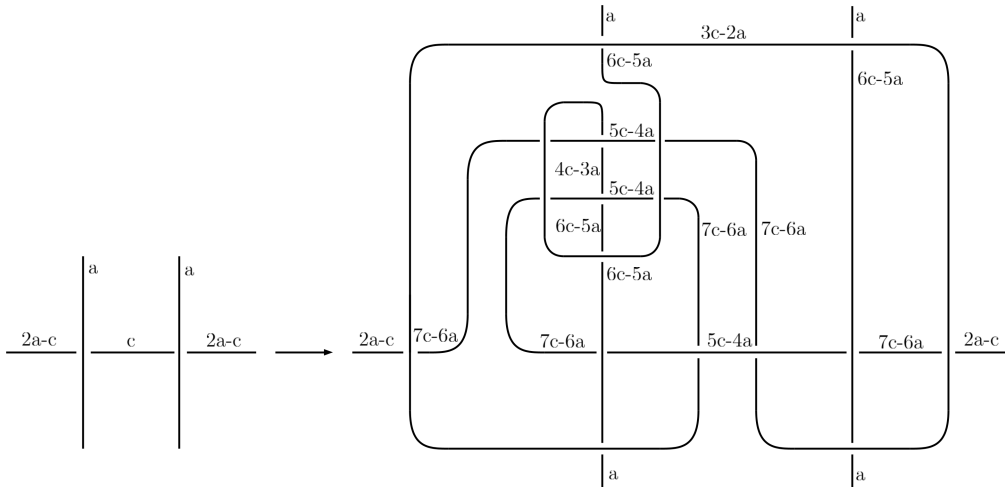


Figure 16





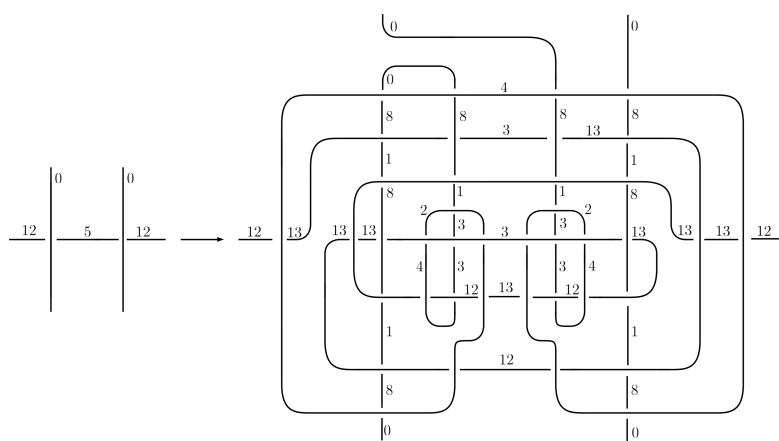


Figure 23

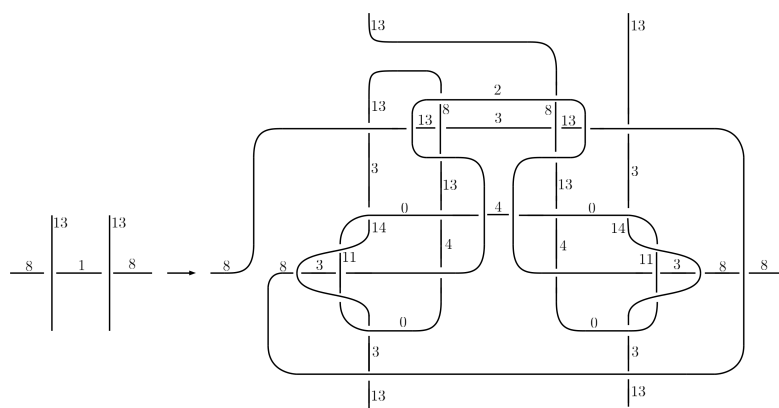


Figure 24

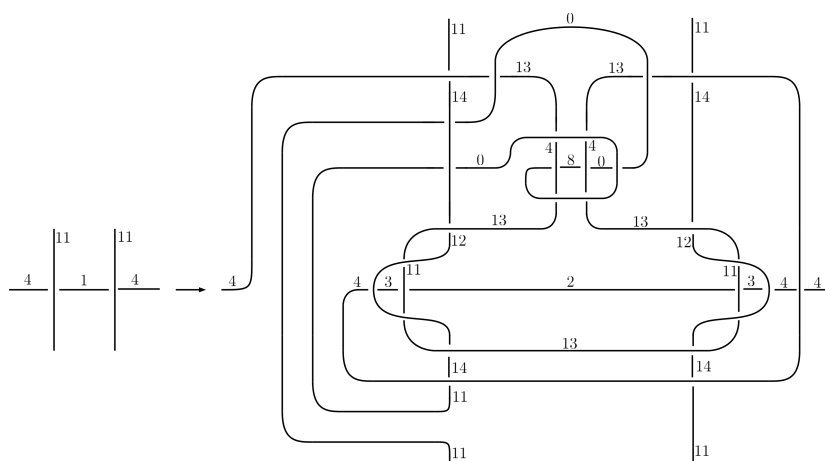


Figure 25

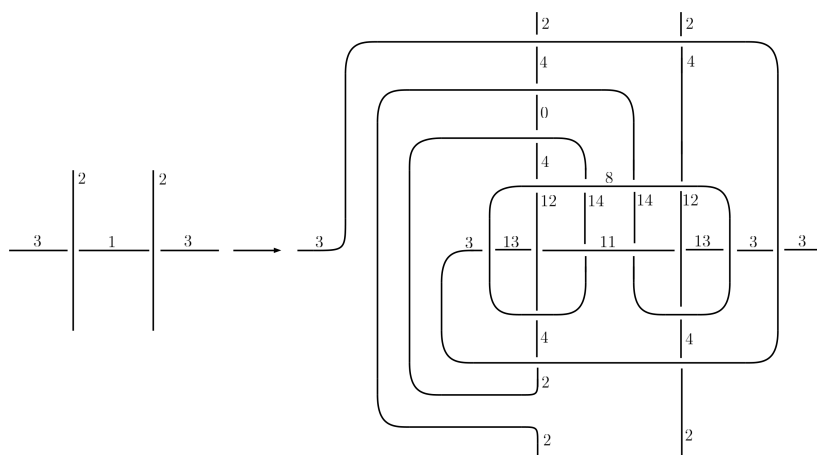


Figure 26

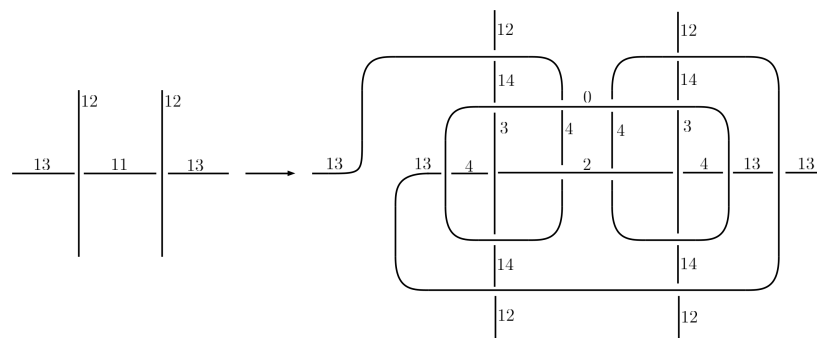


Figure 27

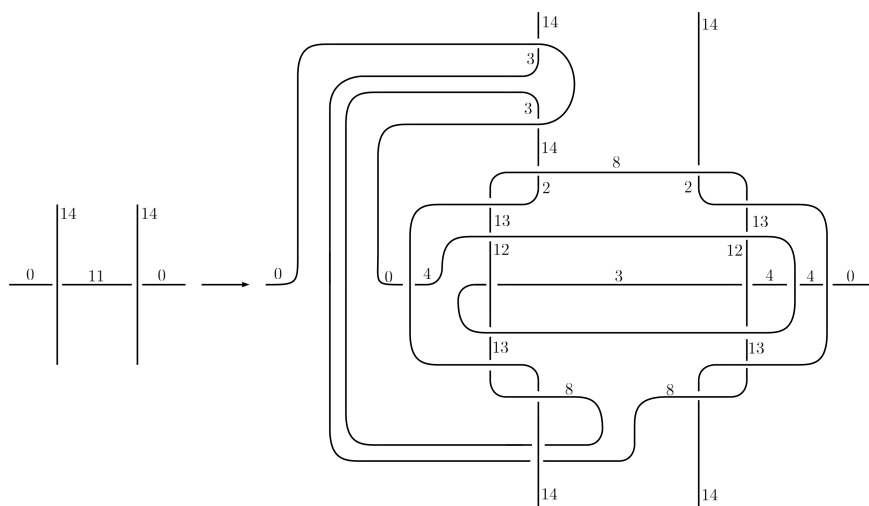


Figure 28



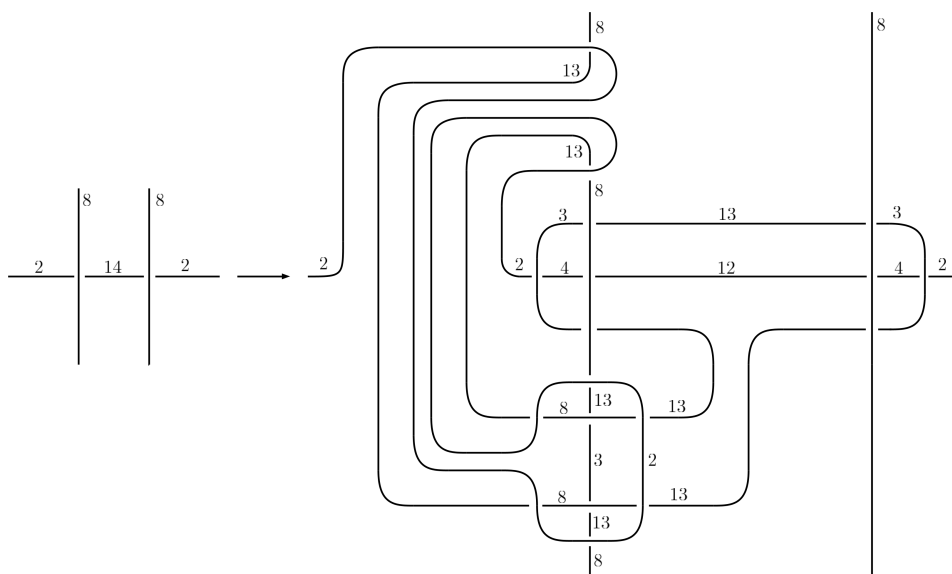


Figure 32

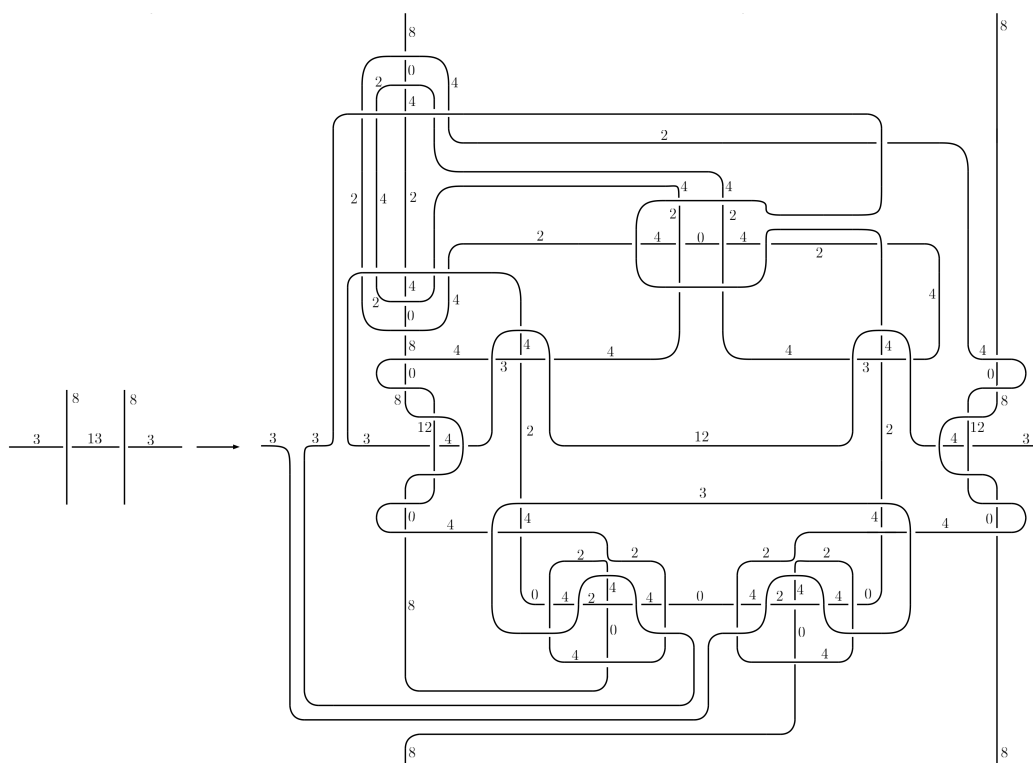


Figure 33

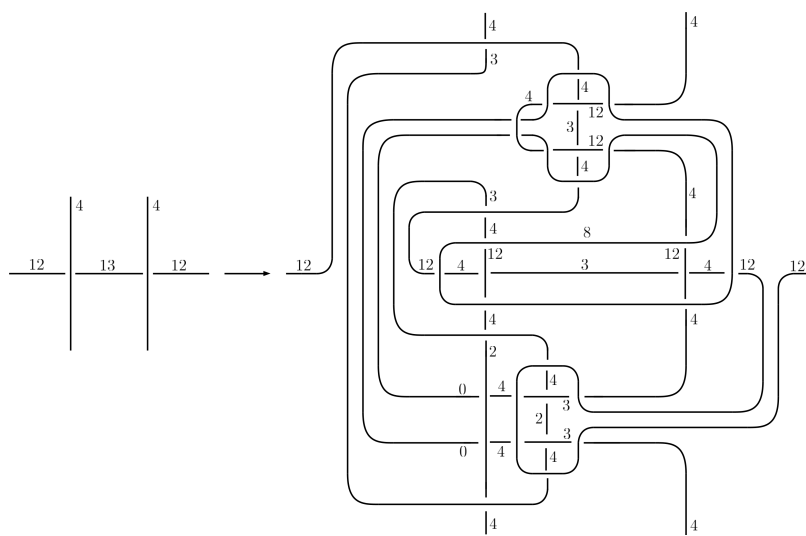


Figure 34

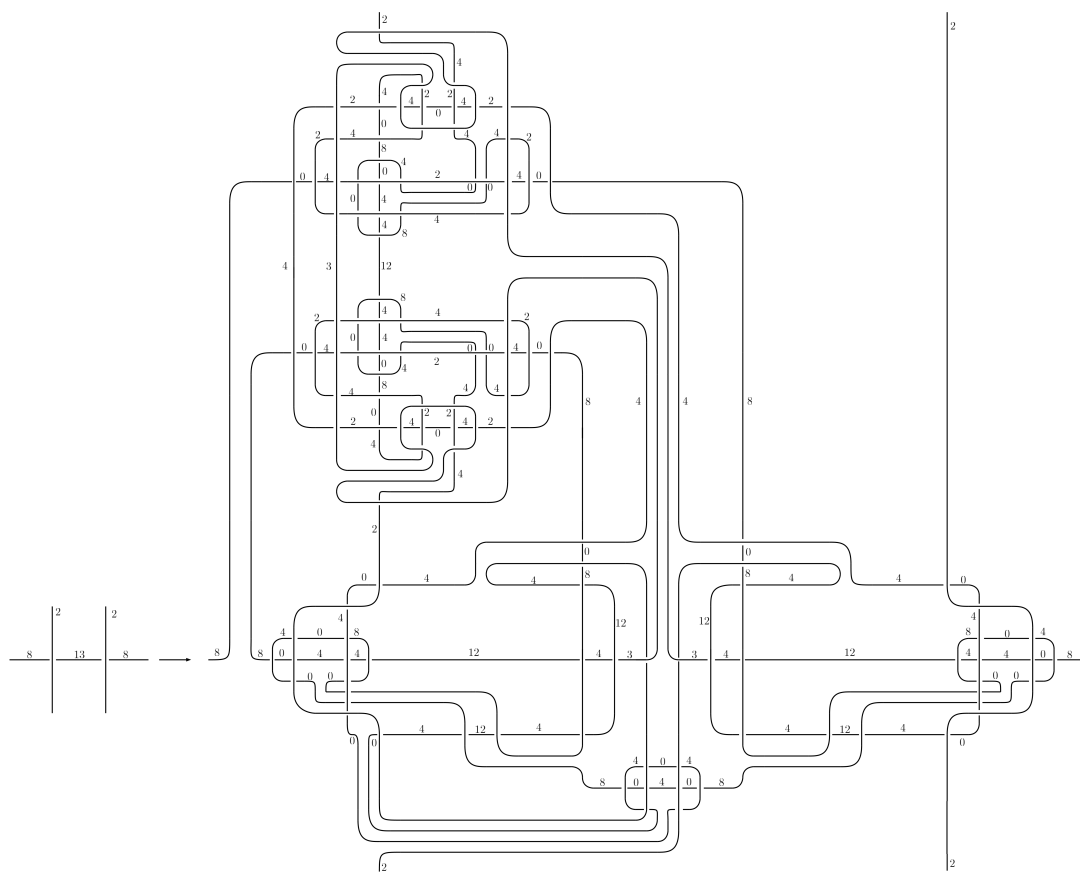


Figure 35



If  $a \neq b$ , we do the deformation described in Figure 6. We get the two new colors  $2a - b$  and  $2a - 2b + c$ . They are different from  $c$  and  $c_k$  iff  $b \neq 2a - c$ ,  $b \neq 2a - c_k$  and  $b \neq a + 9c - 9c_k$ , for each  $k$ ,  $1 \leq k \leq i - 1$ . Then the color  $c$  disappears and none of the the colors  $c_k$  appears.

Now if  $b = 2a - c$  or  $b = 2a - c_k$  or  $b = a + 9c - 9c_k$ , then we apply to  $D_{i-1}$  the transformation shown in Figure 7. We obtain the new colors  $2b - a$  and  $2b - 2a + c$ . They are different from  $c$ ,  $c_k$  and  $c_l$  where  $l \neq k$  for each  $l, k$ ,  $1 \leq l, k \leq i - 1$ , iff  $(a, b)$  is distinct from  $(6c_k + 12c, 12c_k + 6c)$ ,  $(6c + 12c_k, 12c + 6c_k)$ ,  $(10c_k + 8c, 2c_k - c)$ ,  $(2c_k - c, 10c_k + 8c)$ ,  $(6c_l + 12c_k, 12c_l + 6c_k)$ ,  $(c_l + c_k - c, c_l + 9c_k + 8c)$  and  $(9c_l + c_k + 8c, c_l + c_k - c)$ . when  $(a, b)$  is one of those pairs, we will apply to the diagram  $D_{i-1}$  different deformations which will be indicated in the following tables. Finally we get a diagram  $D_i$  equivalent to  $D_{i-1}$  in which no arc has the color  $c_i$ .

We remark that in all those cases, the colors  $a$  and  $b$  play symmetric roles. Then the adequate figures are similar. In such cases, we fill just one box in the table and the other is left blank. For example, in the first table, when  $(c, c_k) = (15, 16)$ , we get  $(a, b) = (4, 10)$  and  $(a, b) = (10, 4)$ . The deformation in Figure 36 allows to resolve the problem in the two cases in a similar way.

Step	$(c, c_k)$	$(a, b) =$ $(6c_k + 12c, 12c_k + 6c)$	Required deformation	$(a, b) =$ $(6c + 12c_k, 12c + 6c_k)$	Required deformation
2	(15, 16)	(4, 10)		(10, 4)	Fig. 36
3	(9, 16)	(0, 8)		(8, 0)	Fig. 36
	(9, 15)	(11, 13)		(13, 11)	Fig. 36
4	(10, 16)	(12, 14)		(14, 12)	Fig. 40
	(10, 15)	(6, 2)		(2, 6)	Fig. 37
5	(6, 10)	(13, 3)		(3, 13)	Fig. 36
6	(7, 15)	(4, 1)	Fig. 42	(1, 4)	
	(7, 9)	(2, 14)		(14, 2)	Fig. 37
	(7, 6)	(1, 12)		(12, 1)	Fig. 43
7	(5, 16)	(3, 1)		(1, 3)	Fig. 46
	(5, 6)	(11, 0)		(0, 11)	Fig. 45
	(5, 7)	(0, 12)		(12, 0)	Fig. 50
9	(11, 7)	(4, 14)		(14, 4)	Fig. 53
11	(13, 14)	(2, 8)	Fig. 56	(8, 2)	

Table 2: Table of  $(a, b) = (6c_k + 12c, 12c_k + 6c)$  or  $(a, b) = (6c + 12c_k, 12c + 6c_k)$ .

Step	$(c, c_k)$	$(a, b) =$ $(10c_k + 8c, 2c_k - c)$	Required deforma- tion	$(a, b) =$ $(2c_k - c, 10c_k + 8c)$	Required deforma- tion
2	(15, 16)	(8, 0)		(0, 8)	Fig. 36
3	(9, 16)	(11, 6)		(6, 11)	Fig. 36
4	(10, 16)	(2, 5)		(5, 2)	Fig. 38
	(10, 9)	(0, 8)		(8, 0)	Fig. 36
5	(6, 10)	(12, 14)	Fig. 36	(14, 12)	
6	(7, 6)	(14, 5)	Fig. 36	(5, 14)	
7	(5, 15)	(3, 8)		(8, 3)	Fig. 36
	(5, 9)	(11, 13)		(13, 11)	Fig. 36

Table 3: Table of  $(a, b) = (10c_k + 8c, 2c_k - c)$  or  $(a, b) = (2c_k - c, 10c_k + 8c)$ .

Step	$(c, c_k, c_l)$	$(a, b) = (9c_l + c_k + 8c, c_l + c_k - c)$	Required deformation	$(c, c_k, c_l)$	$(a, b) = (c_l + c_k - c, c_l + 9c_k + 8c)$	Required deformation
3	(9, 16, 15)	(2, 5)		(9, 15, 16)	(5, 2)	Fig. 36
	(9, 15, 16)	(10, 5)	Fig. 36	(9, 16, 15)	(5, 10)	
4	(10, 9, 15)	(3, 14)		(10, 15, 9)	(14, 3)	Fig. 38
	(10, 15, 9)	(6, 14)		(10, 9, 15)	(14, 6)	Fig. 38
5	(6, 16, 10)	(1, 3)		(6, 10, 16)	(3, 1)	Fig. 38
	(6, 9, 15)	(5, 1)		(6, 15, 9)	(1, 5)	Fig. 36
6	(7, 9, 16)	(5, 1)	Fig. 40	(7, 16, 9)	(1, 5)	
	(7, 10, 15)	(14, 1)	Fig. 41	(7, 15, 10)	(1, 14)	
	(7, 9, 10)	(2, 12)		(7, 10, 9)	(12, 2)	Fig. 44
7	(5, 16, 7)	(0, 1)		(5, 7, 16)	(1, 0)	Fig. 39
	(5, 7, 16)	(4, 1)		(5, 16, 7)	(1, 4)	Fig. 47
	(5, 16, 6)	(8, 0)	Fig. 49	(5, 6, 16)	(0, 8)	
	(5, 6, 16)	(3, 0)		(5, 16, 6)	(0, 3)	Fig. 39
	(5, 7, 10)	(1, 12)	Fig. 48	(5, 10, 7)	(12, 1)	
	(5, 10, 7)	(11, 12)		(5, 7, 10)	(12, 11)	Fig. 51
8	(1, 9, 5)	(11, 13)		(1, 5, 9)	(13, 11)	Fig. 52
9	(11, 5, 9)	(4, 3)		(11, 9, 5)	(3, 4)	Fig. 37
	(11, 9, 16)	(3, 14)		(11, 16, 9)	(14, 3)	Fig. 38
	(11, 10, 15)	(12, 14)		(11, 15, 10)	(14, 12)	Fig. 54
10	(14, 16, 15)	(8, 0)	Fig. 55	(14, 15, 16)	(0, 8)	
	(14, 9, 5)	(13, 0)		(14, 5, 9)	(0, 13)	Fig. 38
11	(13, 16, 14)	(8, 0)		(13, 14, 16)	(0, 8)	Fig. 37
	(13, 6, 9)	(4, 2)	Fig. 57	(13, 9, 6)	(2, 4)	

Table 4: Table of  $(a, b) = (9c_l + c_k + 8c, c_l + c_k - c)$  or  $(a, b) = (c_l + c_k - c, c_l + 9c_k + 8c)$ .

Step	$(c, c_k, c_l)$	$(a, b) = (6c_l + 12c_k, 12c_l + 6c_k)$	Required deformation
6	(7, 10, 16)	(12, 14)	
	(7, 16, 10)	(14, 12)	Fig. 36
7	(5, 10, 6)	(3, 13)	
	(5, 6, 10)	(13, 3)	Fig. 37

Table 5: Table of  $(a, b) = (6c_l + 12c_k, 12c_l + 6c_k)$ .

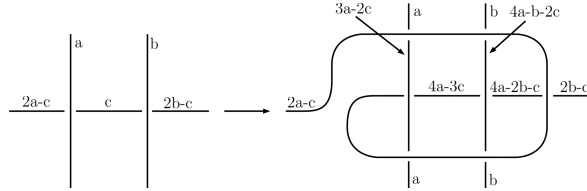


Figure 36

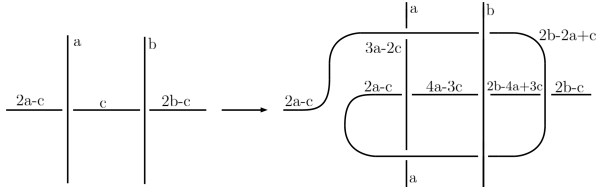


Figure 37

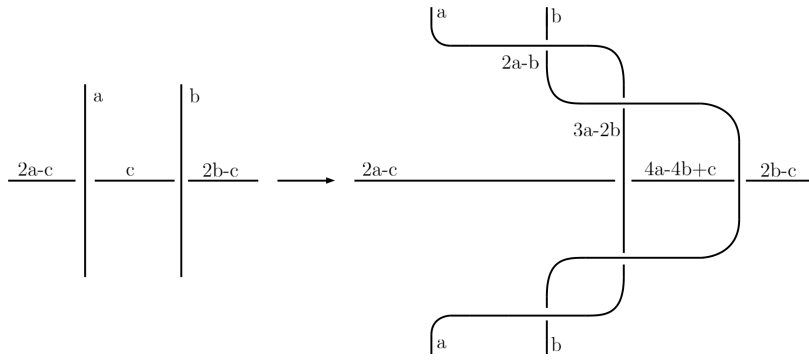


Figure 38

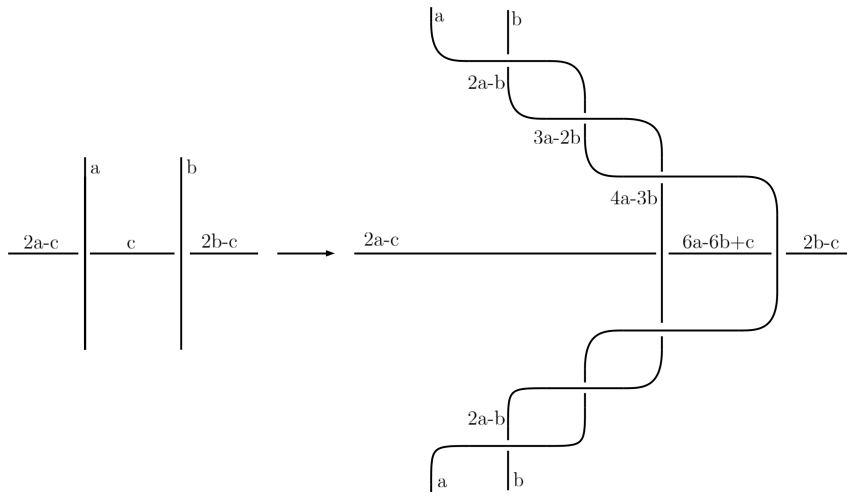


Figure 39

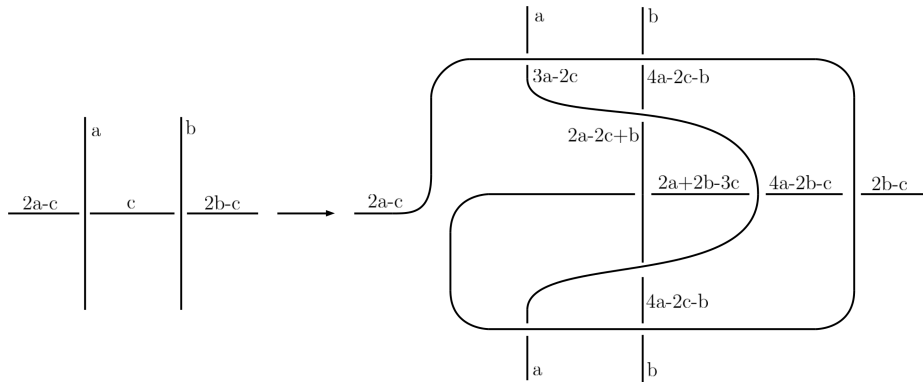


Figure 40

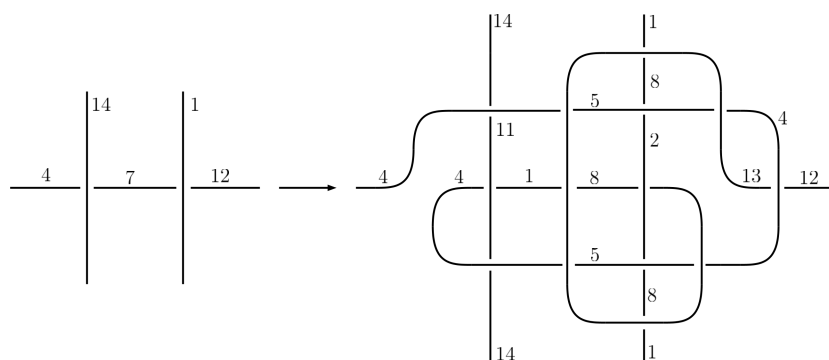


Figure 41

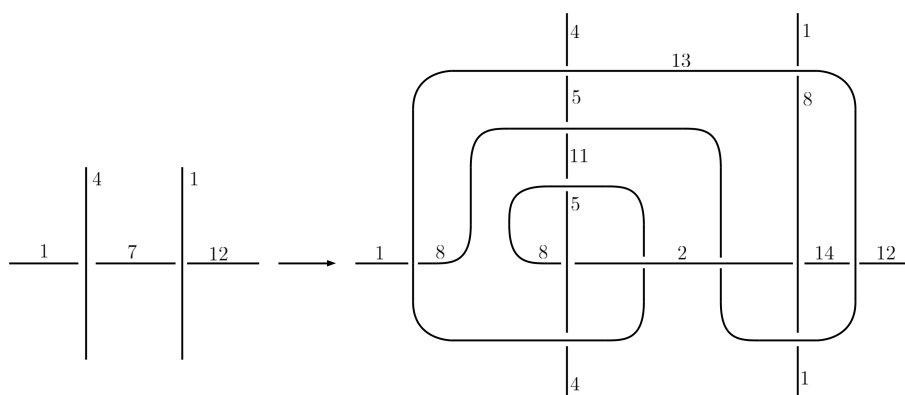


Figure 42

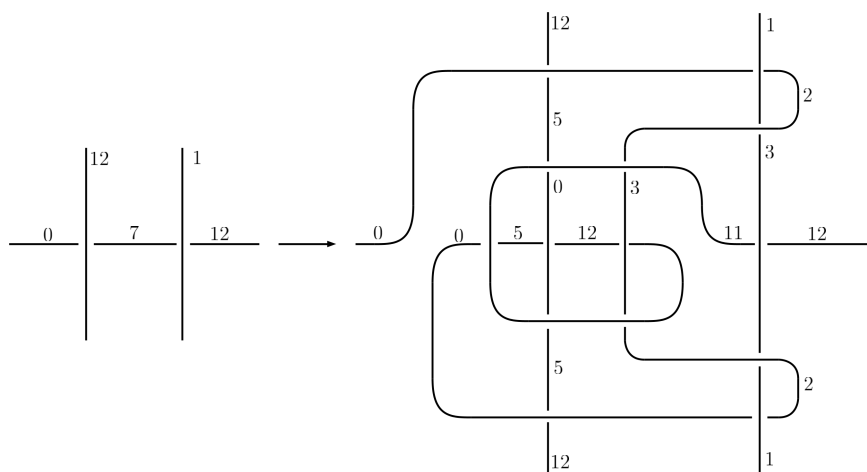


Figure 43



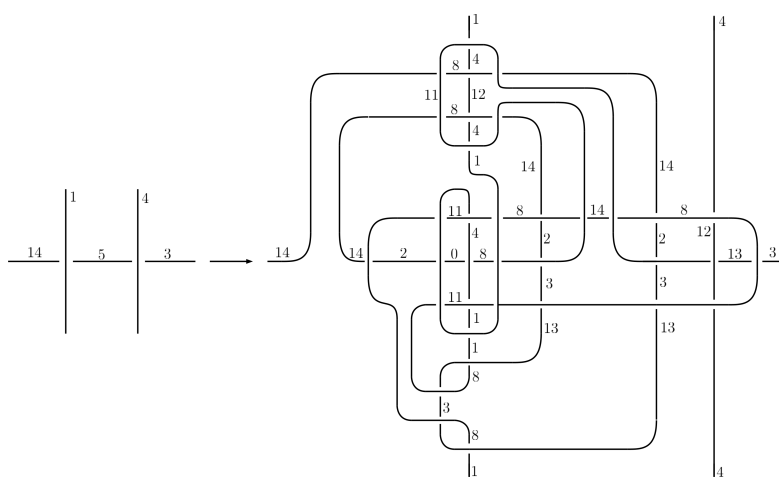


Figure 47

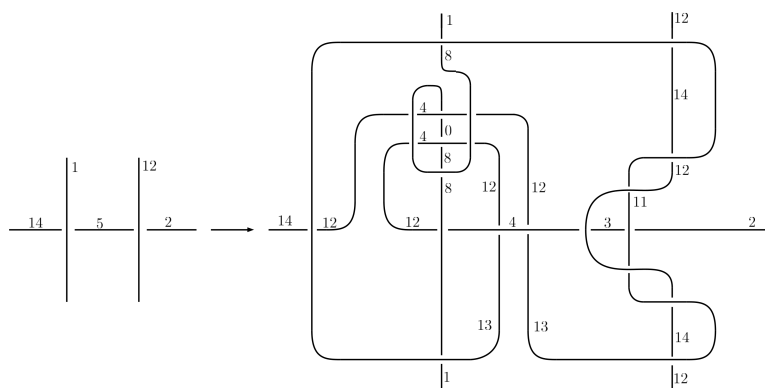


Figure 48

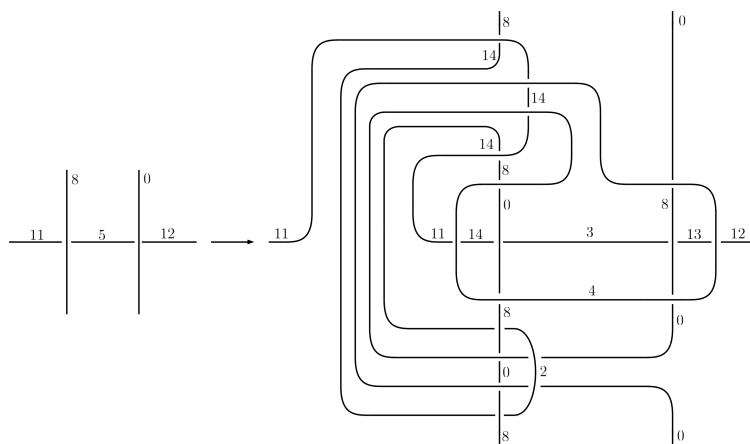


Figure 49







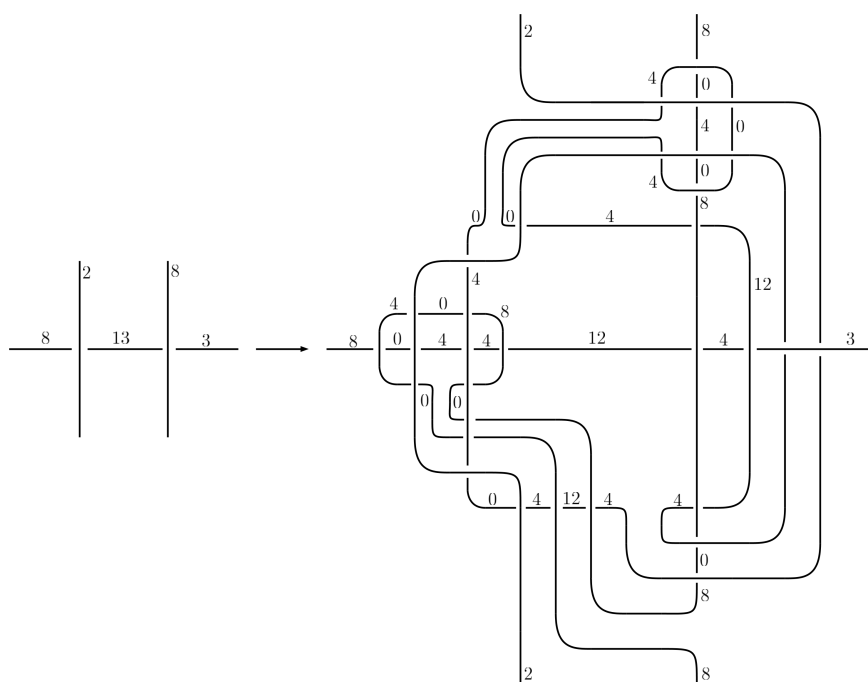


Figure 56

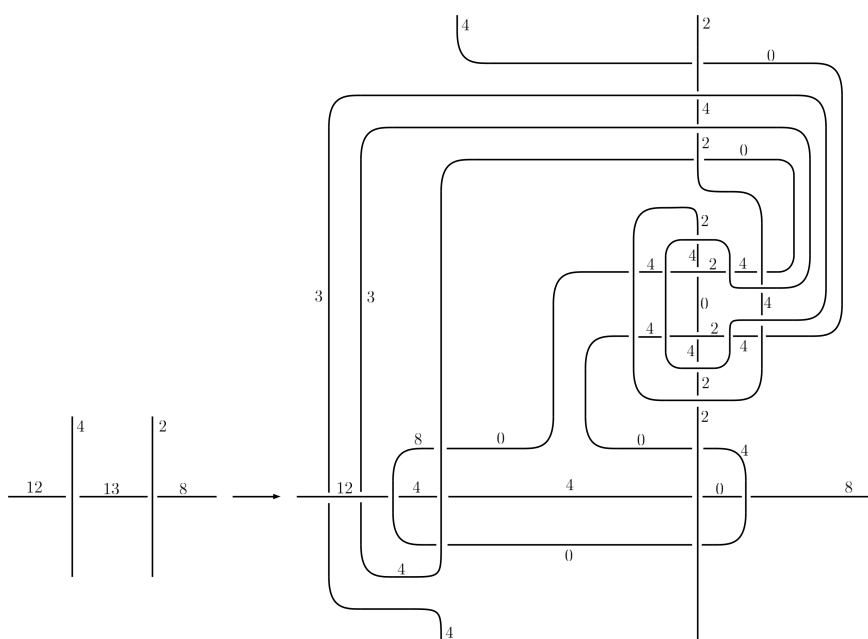


Figure 57

□

## References

- [1] C. Adams, J. Devadoss, M. Elhamdadi, A. Mashaghi, *Knot theory for proteins: Gauss codes, quandles and bundles*, J. Math. Chem. 58, no 8, (2020) pp. 1711-1736.
- [2] F. Bento, P. Lopes, *The minimum number of Fox colors modulo 13 is 5*, Topology and its Applications. (2017), pp. 85-115.
- [3] M. Elhamdadi, J. Kerr, *Fox coloring and the minimum number of colors*, Involve, a Journal of Mathematics. Vol. 10, No. 2 (2016), pp. 291-316.
- [4] M. Elhamdadi, S. Nelson, *Quandles—an introduction to the algebra of knots*, Student Mathematical Library. Vol. 74, 2015.
- [5] R. H. Fox, *A quick trip through knot theory*, Topology of 3-manifolds and related topics, Prentice-Hall. (1962).
- [6] T. Nakamura, Y. Nakanishi, S. Satoh, *The pallet graph of a Fox coloring*, Yokohama Mathematical Journal. Vol. 59 (2013), pp. 91-97.
- [7] T. Nakamura, Y. Nakanishi, S. Satoh, *11-colored knot diagram with five colors*, Journal of Knot Theory and its Ramifications. Vol. 25, No. 4 (2016), 22 pp.
- [8] K. Oshiro, *Any 7-colorable knot can be colored by four colors*, Journal of the Mathematical Society of Japan. Vol. 62, No. 3 (2010), pp. 963-973.
- [9] S. Satoh, *5-colored knot diagram with four colors*, Osaka Journal of Mathematics. Vol. 46, No. 4 (2009), pp. 939-948.