

PAPER

Degree Heterogeneity in a Graph Facilitates Quicker Meeting of Random Walkers*

Yusuke SAKUMOTO^{†a)} and Hiroyuki OHSAKI^{†b)}, *Members*

SUMMARY Multiple random walks are the movement of several independent random walkers on a graph, and are applied to various graph algorithms. In order to design an efficient graph algorithm based on multiple random walks, it is essential to study multiple random walks theoretically for deeply understanding their characteristics. The first meeting time is one of the important metrics for the multiple random walks. The first meeting time on a graph is defined by the time it takes for multiple random walkers to meet at the same node in graph. The first meeting time is closely related to the rendezvous problem, which is a fundamental problem in the field of computer science. In previous works, the first meeting time of multiple random walks has been analyzed. However, many of these previous works focus on regular graphs. In this paper, we analyze the first meeting time of multiple random walks in arbitrary graphs, and clarify the effect of graph structures on its expected value. First, we derive the spectral formula of the expected first meeting time on the basis of the spectral graph theory. Then, we examine the principal component of the expected first meeting time using the derived spectral formula. The clarified principal component reveals that (a) the expected first meeting time is almost dominated by $n/(1 + d_{\text{std}}^2/d_{\text{avg}}^2)$ and (b) the expected first meeting time is independent of the starting nodes of random walkers where n is the number of nodes of the graph. d_{avg} and d_{std} are the mean and the standard deviation of weighted node degrees, respectively. The characteristics (a) is useful to understand the effect of the graph structure on the first meeting time. According to the revealed effect of graph structures, the variance of coefficient $d_{\text{std}}/d_{\text{avg}}$ (degree heterogeneity) for weighted degrees facilitates quicker the meeting of random walkers.

key words: First Meeting Time, Random Walk, Spectral Graph Theory

1. Introduction

Multiple random walks are the movement of several independent random walkers on a graph, and are applied to various graph algorithms because of their advantages such as ease of analysis and light weight of processing. The notable applications include (a) the search algorithm for finding a particular node on the graph [1, 2], (b) the algorithm for spreading information across graphs by only exchanging information between nodes [3], (c) the rendezvous algorithm for the efficient meeting of multiple random walkers at the same node [4]. In order to design an efficient graph algorithm based on multiple random walks, it is essential to study multiple random walks theoretically for deeply understanding their characteristics.

There are several important metrics (e.g., first hitting time, recurrent time, cover time, re-encountering time, and first meeting time) for multiple random walks. The first hit-

ting time is the time it takes for any random walker to arrive at a given node, and is important to evaluate the performance of search algorithms. The recurrent time is the time required to return any one of random walkers to the starting node, and so it is the particular case of the first hitting time. The cover time is the time it takes for any random walker to reach all nodes, and corresponds to the maximum value of first hitting times. The cover time strongly affects the information dissemination speed in the graph. In addition, the re-encountering time and the first meeting time are the times it takes for multiple random walkers to meet at the same node. The re-encountering time discusses random walkers starting from the same node, and the first meeting time discusses those starting from different nodes. In particular, the first meeting time is closely related to the rendezvous problem, which is a fundamental problem in the field of computer science. The rendezvous problem appears in several engineering problems (e.g., self-stabilizing token management system problem [5, 6] and k -server problem [7]). In order to design efficient algorithms for the rendezvous problem, the characteristics of the first meeting time should be clarified.

The first meeting time of multiple random walks has been analyzed in [8–12]. However, many of these previous works focus on regular graphs. In [12], George et al provided a pioneering work for multiple random walks on non-regular graphs, and derive a closed-form formula to calculate the expected value of the first meeting time in arbitrary graphs. However, the effect of graph structures on the expected first meeting time has not been clarified. In order to design effective algorithms using multiple random walks for realistic graphs (e.g., social networks and communication networks), it is desirable to understand the effect of graph structures on the expected first meeting time. Since it is difficult to numerically clarify this effect using the closed-form formula derived in [12], the effect should be examined using the analysis of multiple random walks.

In this paper, we analyze the first meeting time of multiple random walks in arbitrary graphs, and clarify the effect of graph structures on its expected value. First, we derive the spectral formula of the expected first meeting time on the basis of the spectral graph theory that is used to analyze the characteristics of graphs. Then, we examine the principal component of the expected first meeting time using the derived spectral formula. The clarified principal component reveals that (a) the expected first meeting time is almost dominated by $n/(1 + d_{\text{std}}^2/d_{\text{avg}}^2)$ and (b) the expected first meeting time is independent of the starting nodes of random

[†]Kwansei Gakuin University, 2-1 Gakuen, Sanda, Hyogo 669-1337, Japan

a) E-mail: sakumoto@kwansei.ac.jp

b) E-mail: ohsaki@kwansei.ac.jp

*The preprint of this paper is available at <https://arxiv.org/abs/2005.11161>

walkers where n is the number of nodes in the graph. d_{avg} and d_{std} are the mean and the standard deviation of weighted node degrees, respectively. From the characteristics (a), we understand the effect of the graph structure on the first meeting time. In addition, we conform the validity of the analysis results through numerical examples.

The contributions in this paper are summarized as follows.

- We extend the analysis of a single random walk using the spectral graph theory to multiple random walks.
- We derive the spectral formula of the expected first meeting time.
- We clarify the principal component of the expected first meeting time.
- We reveal the effect of graph structures on the expected first meeting time.
- We confirm the validity of the derived spectral formula and the clarified principal component for various networks with different scales and different structures.

The structure of this paper is as follows. In Sect. 2, we describe the definition of graphs and random walks, and introduce the previous analysis of a single random walk using the spectral graph theory. Then, in Sect. 3, we derive the spectral formula of the expected first meeting time using the spectral graph theory, and clarify the principal component of the expected first meeting time on the basis of the derived spectral formula. In addition, Sect. 4 confirms the validity of the analysis results through numerical examples. Finally, Sect. 5 concludes this paper, and discuss the future work.

2. Preliminary

In this section, we describe the definition of graphs and random walks used in our analysis. In addition, we introduce the existing analysis results of a single random walk based on the spectral graph theory.

The graph is given by $G = (V, E)$ where V and E are the set of nodes and the set of links, respectively. In E , self-loop link (i, i) for $i \in V$ is not included. The weight for link $(i, j) \in E$ is given by w_{ij} where $w_{ij} > 0$ and $w_{ij} = w_{ji}$. We denote the set of adjacent nodes of node $i \in V$ by ∂i . Let d_i be the weighted degree of node $i \in V$, and d_i is defined by

$$d_i := \sum_{k \in \partial i} w_{ik}. \quad (1)$$

We describe a random walk starting from node $a \in V$. In this random walk, the random walker existing at node $i \in V$ moves to adjacent node $j \in \partial i$ using transition probability $p_{i \rightarrow j}$, which is given by

$$p_{i \rightarrow j} = \frac{w_{ij}}{d_i}. \quad (2)$$

Let $x_{a:i}(t)$ be the existing probability that a random walker starting from node $a \in V$ exists at node $i \in V$ at time

t where $\sum_{i \in V} x_{a:i}(t) = 1$. If Eq. (2) is used, $x_{a:i}(t+1)$ is given by

$$x_{a:i}(t+1) = \sum_{j \in \partial i} x_{a:j}(t) p_{j \rightarrow i}. \quad (3)$$

Using column vector $\mathbf{x}_a(t) = (x_{a:i}(t))_{i \in V}$, Eq. (3) for all nodes $\forall i \in V$ can be written simultaneously by

$$\mathbf{x}_a(t+1) = \mathbf{A} \mathbf{D}^{-1} \mathbf{x}_a(t), \quad (4)$$

where \mathbf{D} and \mathbf{A} are degree matrix and adjacency matrix, which are defined by

$$\mathbf{D} := \text{diag}(d_i)_{i \in V}, \quad (5)$$

$$\mathbf{A} := \begin{cases} w_{ij} & \text{if } (i, j) \in E \\ 0 & \text{otherwise} \end{cases}, \quad (6)$$

respectively. $\mathbf{A} \mathbf{D}^{-1}$ is the matrix whose (i, j) -th element is transition probability $p_{j \rightarrow i}$. Equation (4) describes the behavior of the random walk. Since $\mathbf{A} \mathbf{D}^{-1}$ is an asymmetric matrix, Eq. (4) is not easy to handle analytically with linear algebra. Therefore, we modify Eq. (4) to

$$\begin{aligned} \mathbf{D}^{-1/2} \mathbf{x}_a(t+1) &= \mathbf{D}^{-1/2} \mathbf{A} \mathbf{D}^{-1/2} \mathbf{D}^{-1/2} \mathbf{x}_a(t) \\ &= \mathbf{W} \mathbf{D}^{-1/2} \mathbf{x}_a(t) \\ \hat{\mathbf{x}}_a(t+1) &= \mathbf{W} \hat{\mathbf{x}}_a(t), \end{aligned} \quad (7)$$

where $\mathbf{W} = \mathbf{D}^{-1/2} \mathbf{A} \mathbf{D}^{-1/2}$ and $\hat{\mathbf{x}}_a(t) = \mathbf{D}^{-1/2} \mathbf{x}_a(t)$. Since \mathbf{W} is a symmetric matrix, Eq. (7) is easier to handle than Eq. (4). In general, in the spectral graph theory, the behavior of an analysis target is expressed with a matrix like Eq. (7), and the characteristics of the target is analyzed using the eigenvalues and eigenvectors of the matrix on the basis of linear algebra.

\mathbf{W} can be always diagonalized using orthogonal matrix \mathbf{Q} that satisfies ${}^t\mathbf{Q} = \mathbf{Q}^{-1}$. Let λ_k be the k -th largest eigenvalue of \mathbf{W} . Note that maximum eigenvalue λ_1 is always 1. In this paper, we assume that G is connected and not a bipartite graph. In this case, eigenvalues λ_k for $2 \leq k \leq n$ satisfy

$$-1 < \lambda_n < \dots < \lambda_2 < 1. \quad (8)$$

We denote the eigenvector for eigenvalue λ_k by \mathbf{q}_k , and then \mathbf{Q} is given by $\mathbf{Q} = (\mathbf{q}_k)_{1 \leq k \leq n}$. Since \mathbf{Q} is the orthogonal matrix, \mathbf{q}_k and \mathbf{q}_l for $1 \leq k, l \leq n$ satisfy

$${}^t\mathbf{q}_k \mathbf{q}_l = \begin{cases} 1 & \text{if } k = l \\ 0 & \text{otherwise} \end{cases}. \quad (9)$$

In particular, maximum eigenvector \mathbf{q}_1 is given by

$$\mathbf{q}_1 = \frac{1}{\sqrt{s_1}} {}^t(\sqrt{d_1}, \sqrt{d_2}, \dots, \sqrt{d_n}), \quad (10)$$

where $s_1 = \sum_{i \in V} d_i$. Note that s_1 is related to a statistic of the graph structure of G , and can be written by $s_1 = n d_{\text{avg}}$ where d_{avg} is the average weighted degree.

In [13], the single random walk on graph G was analyzed on the basis of the spectral graph theory. Solving Eq. (7) in [13], and existing probability $x_{a:i}(t)$ is given by

$$x_{a:i}(t) = \frac{\sqrt{d_i}}{\sqrt{d_a}} \sum_{k=1}^n q_k(a) q_k(i) \lambda_k^t. \quad (11)$$

According to the above equation, $x_{a:i}(t)$ can be calculated using eigenvalues λ_k and eigenvectors q_k . A formula using eigenvalues and eigenvectors like Eq. (11) is called a *spectral formula*.

Let $x_{a:i}^*$ be the limit value of $x_{a:i}(t)$ for $t \rightarrow \infty$. From Eq. (11), $x_{a:i}^*$ is derived as

$$\begin{aligned} x_{a:i}^* &= \lim_{t \rightarrow \infty} x_{a:i}(t) \\ &= \lim_{t \rightarrow \infty} \left[\frac{\sqrt{d_i}}{\sqrt{d_a}} q_1(i) q_1(a) + \frac{\sqrt{d_i}}{\sqrt{d_a}} \sum_{k=2}^n q_k(a) q_k(i) \lambda_k^t \right] \\ &= \frac{\sqrt{d_i}}{\sqrt{d_a}} q_1(a) q_1(i) = \frac{d_i}{s_1}. \end{aligned} \quad (12)$$

In the above deviation process, we used $|\lambda_k| < 1$ for $k \geq 2$. According to Eq. (12), $x_{a:i}(t)$ is roughly proportional to weighted degree d_i if enough time has elapsed since the random walker started.

The analysis in [13] derived expected first hitting time $\mu_{a:i}$, which is the expected time it takes for the random walker starting from node a to arrive at node i . From Eq. (11), the spectral formula of expected first hitting time $\mu_{a:i}$ is derived as

$$\mu_{a:i} = s_1 \sum_{k=2}^n \frac{1}{1 - \lambda_k} \left(\frac{q_k^2(i)}{d_i} - \frac{q_k(a) q_k(i)}{\sqrt{d_a d_i}} \right). \quad (13)$$

In [14], the effect of the graph structure on $\mu_{a:i}$ was clarified using the spectral formula of expected first hitting time $\mu_{a:i}$. According to [14], $\mu_{a:i}$ satisfies

$$\left| \frac{1}{s_1} \mu_{a:i} - \frac{1}{d_i} \right| \leq \frac{2 w_{\max}}{d_{\min}^2} \left(\frac{1}{1 - \lambda_2} + 1 \right), \quad (14)$$

where w_{\max} and d_{\min} are the maximum of link weights and the minimum of weighted degrees, respectively. If the right side of Eq. (14) is small enough, expected first hitting time $\mu_{a:i}$ is approximated by

$$\mu_{a:i} \approx \frac{s_1}{d_i}. \quad (15)$$

In this case, $\mu_{a:i}$ is almost dominated by s_1/d_i , and so s_1/d_i should be the principal component of $\mu_{a:i}$. According to Eq. (15), $\mu_{a:i}$ is roughly proportional to s_1 , which is a statistic of the graph structure. In other words, $\mu_{a:i}$ corresponds to the search time of node i using the random walk. Therefore, Eq. (15) is also important to understand the characteristics of the search algorithm using the random walk.

3. Analysis

In this section, we analyze expected first meeting time $\mu_{a,b}$ of two random walkers starting from node $a \in V$ and $b \in V$ in graph G on the basis of the spectral graph theory. We first derive the spectral formula of $\mu_{a,b}$. Then, we clarify the principal component of $\mu_{a,b}$ using the derived spectral formula. Finally, we reveal the effect of the graph structure on $\mu_{a,b}$ on the basis of the clarified principal component.

Our analysis results are important to also understand the first meeting time of n_{RW} random walkers where $n_{\text{RW}} > 2$ because it is strongly affected by the first meeting time of two random walkers. In order for the meeting of n_{RW} random walkers to be efficient, after two of n_{RW} random walkers meet at the same node, they should move together. In this case, the first meeting time of n_{RW} random walkers is obtained as the sum of the first meeting times of two random walkers. Therefore, the characteristics of the first meeting time for n_{RW} random walkers should be strongly associated with that of two random walkers.

3.1 Spectral Formula of Expected First Meeting Time $\mu_{a,b}$

We derive the spectral formula of expected first meeting time $\mu_{a,b}$ with the method to derive that of expected first hitting time $\mu_{a:i}$ in [13]. In [13], the spectral formula was derived using the generating function of existing probability $x_{a:i}(t)$. In general, generating function $F(z)$ of probability $f(t)$ is defined as

$$F(z) := \sum_{t=0}^{\infty} f(t) z^t. \quad (16)$$

Using generating function $F(z)$, expectation $E(t)$ with probability $f(t)$ is given by

$$E(t) = \sum_{t=1}^{\infty} t f(t) = \left. \frac{dF(z)}{dz} \right|_{z=1}. \quad (17)$$

Importantly, even if we do not know the solution of probability $f(t)$, we can derive expectation $E(t)$ using generating function $F(z)$ on the basis of the above equation. We first obtain the generating function of the first meeting probability. Without the solution of the first meeting probability, we then derive the spectral formula of expected first meeting time $\mu_{a,b}$ by substituting the obtained generating function into Eq. (17).

Let $r_{a,b:c}(t)$ be the probability that the two random walkers first meet at node c at time t . Since the two random walkers can meet at any node, first meeting probability $r_{a,b:*}(t)$ is given by

$$r_{a,b:*}(t) = \sum_{c \in V} r_{a,b:c}(t). \quad (18)$$

In $r_{a,b:*}(t)$, symbol $*$ means any node in V . In order to derive the spectral formula of expected first meeting time $\mu_{a,b}$ using Eq. (17), generating function $R_{a,b:*}(z)$ of $r_{a,b:*}(t)$ is needed.

The probabilities that the two random walkers exist at node i at time t are given by $x_{a:i}(t)$ and $x_{b:i}(t)$, respectively. Since the solutions of $x_{a:i}(t)$ and $x_{b:i}(t)$ are obtained as Eq. (11), the generating functions of $x_{a:i}(t)$ and $x_{b:i}(t)$ can be derived using Eq. (16). However, since it is not easy to obtain the solution of $r_{a,b:*}(t)$, we obtain generating function $R_{a,b:*}(z)$ of $r_{a,b:*}(t)$ from those of $x_{a:i}(t)$ and $x_{b:i}(t)$, and derive the spectral formula using Eq. (17).

To obtain generating function $R_{a,b:*}(z)$ of first meeting probability $r_{a,b:*}(t)$, we discuss the relationship between $r_{a,b:*}(t)$, $x_{a:i}(t)$ and $x_{b:i}(t)$. Let $x_{a,b:c}(t)$ be the probability that the two random walker meet at same node $c \in V$ at time t . Meeting probability $x_{a,b:*}(t)$ at any node is given by

$$x_{a,b:*}(t) = \sum_{c \in V} x_{a,b:c}(t). \quad (19)$$

Since each random walker moves independently, $x_{a,b:*}(t)$ is given by

$$x_{a,b:*}(t) = \sum_{c \in V} x_{a,b:c}(t) = \sum_{c \in V} x_{a:c}(t) x_{b:c}(t). \quad (20)$$

Note that $x_{a,b:*}(t)$ includes not only first meeting probability $r_{a,b:*}(t)$, but also the probability of the second and subsequent meetings. Hence, as shown in Fig. 1, we divide the transition of the two random walks from time 0 to time t into two transitions: (a) the transition until they first meet at time s , and (b) the rest transition. The probability for the former transition is first meeting probability $r_{a,b:*}(s)$. The probability for the latter transition is the probability that the two random walkers starting from same node $c' \in V$ at time s meet again at a same node $c \in V$ at time t . Since node c' and node c can be any node, we denote such a probability by $x_{*,*,*}(t-s)$. With these probabilities, $x_{a,b:*}(t)$ is given by

$$x_{a,b:*}(t) = \sum_{s=0}^t r_{a,b:*}(s) x_{*,*,*}(t-s). \quad (21)$$

Using probability $x_{c',c':c}(t)$ that the two random walkers starting at node $c' \in V$ at time 0 meet again at node $c \in V$ at time t , we give $x_{*,*,*}(t)$ by

$$x_{*,*,*}(t) = \sum_{c' \in V} \frac{d_{c'}^2}{s_2} \sum_{c \in V} x_{c',c':c}(t), \quad (22)$$

where $s_2 = \sum_{i \in V} d_i^2$. The reason why $x_{*,*,*}(t)$ is not given as a simple sum of $x_{c',c':c}(t)$ in Eq. (22) is as follows. According to Eq. (12), existing probability $x_{a:i}^*$ in the steady state is proportional to weighted degree d_i of node i . Therefore, the probability of the first meeting of the two random walkers at node c' should be proportional to $d_{c'}^2$. Therefore, in the sum of Eq. (22), $x_{c',c':c}(t)$ is weighted by $d_{c'}^2/s_2$. In

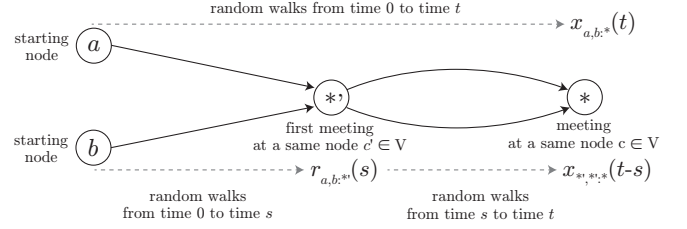


Fig. 1: Random walks starting from node a and node b at time 0 to time t

Sect. 4, the validity of Eq. (22) will be confirmed by the numerical example.

The right side of Eq. (21) is a convolutional sum, and so generating function $X_{a,b:*}(z)$ of $x_{a,b:*}(t)$ is given by

$$X_{a,b:*}(z) = R_{a,b:*}(z) X_{*,*,*}(z). \quad (23)$$

From the above equation, generating function $R_{a,b:*}(z)$ of first meeting probability $r_{a,b:*}$ is derived as

$$R_{a,b:*}(z) = \frac{X_{a,b:*}(z)}{X_{*,*,*}(z)}. \quad (24)$$

By substituting the spectral formulas of $x_{a:i}(t)$ and $x_{b:i}(t)$ given by Eq. (11) into Eq. (16), we obtain the spectral formula of $X_{a,b:*}(z)$ as

$$\begin{aligned} X_{a,b:*}(z) &= \sum_{c \in V} \sum_{t=0}^{\infty} x_{a:c}(t) x_{b:c}(t) z^t \\ &= \sum_{c \in V} \frac{d_c}{\sqrt{d_a d_b}} \sum_{k=1}^n \sum_{k'=1}^n q_k(a) q_k(c) q_{k'}(b) q_{k'}(c) \sum_{t=0}^{\infty} (\lambda_k \lambda_{k'} z)^t \\ &= \sum_{c \in V} \frac{d_c}{\sqrt{d_a d_b}} \sum_{k=1}^n \sum_{k'=1}^n \frac{q_k(a) q_k(c) q_{k'}(b) q_{k'}(c)}{1 - \lambda_k \lambda_{k'} z}. \end{aligned} \quad (25)$$

Note that z takes a value within the range of $|\lambda_k \lambda_{k'} z| < 1$ so that the sum of infinite geometric series converges. From Eq. (22), generating function $X_{*,*,*}(z)$ is given by

$$X_{*,*,*}(z) = \sum_{c' \in V} \frac{d_{c'}^2}{s_2} \sum_{c \in V} X_{c',c':c}(z). \quad (26)$$

By substituting generating function $R_{a,b:*}(z)$ into Eq. (17), expected first meeting time $\mu_{a,b}$ is given by

$$\mu_{a,b} = \sum_{s=0}^{\infty} s r_{a,b:*}(s) = \left. \frac{dR_{a,b:*}(z)}{dz} \right|_{z=1}. \quad (27)$$

In the above equation, $dR_{a,b:*}(z)/dz$ is

$$\begin{aligned} \frac{dR_{a,b:*}(z)}{dz} &= \frac{d}{dz} \left(\frac{X_{a,b:*}(z)}{X_{*,*,*}(z)} \right) \\ &= \frac{\frac{dX_{a,b:*}(z)}{dz} X_{*,*,*}(z) - X_{a,b:*}(z) \frac{dX_{*,*,*}(z)}{dz}}{X_{*,*,*}^2(z)} \\ &= \frac{A(z) - B(z)}{C(z)}, \end{aligned} \quad (28)$$

where

$$A(z) = \frac{dX_{a,b;*}(z)}{dz} X_{*,*,*}(z), \quad (29)$$

$$B(z) = X_{a,b;*}(z) \frac{dX_{*,*,*}(z)}{dz}, \quad (30)$$

$$C(z) = X_{*,*,*}^2(z). \quad (31)$$

According to Eqs. (25) and (26), $A(z)$, $B(z)$, and $C(z)$ can be written as polynomials for $(1-z)$ because of $1-\lambda_1\lambda_1z = 1-z$. Hence, we also give $A(z)$ by

$$A(z) = \frac{A_3(z)}{(1-z)^3} + \frac{A_2(z)}{(1-z)^2} + \frac{A_1(z)}{1-z} + A_0(z). \quad (32)$$

By substituting Eqs. (25) and (26) into the right side of Eq. (29), $A_3(z)$ and $A_2(z)$ are obtained as

$$A_3(z) = \left[\sum_{c \in V} \frac{d_c}{\sqrt{d_a d_b}} q_1(a) q_1^2(c) q_1(b) \right] \left[\sum_{c \in V} \sum_{c' \in V} \frac{d_{c'} d_c}{s_2} q_1^2(c) q_1^2(c') \right], \quad (33)$$

$$A_2(z) = \left[\sum_{c \in V} \frac{d_c}{\sqrt{d_a d_b}} q_1(a) q_1^2(c) q_1(b) \right] \left[\sum_{c \in V} \sum_{c' \in V} \frac{d_{c'} d_c}{s_2} \sum_{\substack{1 \leq k, k' \leq n \\ (k, k') \neq (1, 1)}} \frac{q_k(c) q_k(c') q_{k'}(c) q_{k'}(c')}{1 - \lambda_k \lambda_{k'} z} \right] \\ = \frac{1}{s_1^2} \left[\sum_{c \in V} \sum_{c' \in V} d_{c'} d_c \sum_{\substack{1 \leq k, k' \leq n \\ (k, k') \neq (1, 1)}} \frac{q_k(c) q_k(c') q_{k'}(c) q_{k'}(c')}{1 - \lambda_k \lambda_{k'} z} \right]. \quad (34)$$

Note that we do not provide $A_1(z)$ and $A_0(z)$ in this paper because $A_1(z)/(1-z)$ and $A_0(z)$ disappear when deriving $\mu_{a,b}$ using Eq. (27). Similarly, $B(z)$ is given by

$$B(z) = \frac{B_3(z)}{(1-z)^3} + \frac{B_2(z)}{(1-z)^2} + \frac{B_1(z)}{1-z} + B_0(z). \quad (35)$$

By substituting Eqs. (25) and (26) into the right side of Eq. (30), $B_3(z)$ and $B_2(z)$ are obtained as

$$B_3(z) = \left[\sum_{c \in V} \frac{d_c}{\sqrt{d_a d_b}} q_1(a) q_1^2(c) q_1(b) \right] \left[\sum_{c \in V} \sum_{c' \in V} \frac{d_{c'} d_c}{s_2} q_1^2(c) q_1^2(c') \right], \quad (36)$$

$$B_2(z) = \left[\sum_{c \in V} \sum_{\substack{1 \leq k, k' \leq n \\ (k, k') \neq (1, 1)}} \frac{d_c}{\sqrt{d_a d_b}} \frac{q_k(a) q_k(c) q_{k'}(b) q_{k'}(c)}{1 - \lambda_k \lambda_{k'} z} \right]$$

$$\left[\sum_{c \in V} \sum_{c' \in V} \frac{d_{c'} d_c}{s_2} q_1^2(c) q_1^2(c') \right] \\ = \frac{1}{s_1^2} \left[\sum_{c \in V} \frac{d_c}{\sqrt{d_a d_b}} \sum_{\substack{1 \leq k, k' \leq 1 \\ (k, k') \neq (1, 1)}} \frac{q_k(a) q_k(c) q_{k'}(b) q_{k'}(c)}{1 - \lambda_k \lambda_{k'} z} \right]. \quad (37)$$

According to the above equations, we find $A_3(z) = B_3(z)$. Therefore, $A(z) - B(z)$ in the numerator of Eq. (28) does not have the term of $(1-z)^{-3}$, and so the term of $(1-z)^{-2}$ becomes the highest order in the polynomials for $(1-z)$ in $A(z) - B(z)$. Then, $C(z)$ is given by

$$C(z) = \frac{C_2(z)}{(1-z)^2} + \frac{C_1(z)}{1-z} + C_0(z). \quad (38)$$

By solving the above equation with the same way, $C_2(z)$ is obtained as

$$C_2(z) = \left[\sum_{c \in V} \sum_{c' \in V} \frac{d_{c'} d_c}{s_2} q_1^2(c) q_1^2(c') \right]^2 \\ = \left[\frac{1}{s_1^2} \sum_{c \in V} d_c^2 \right]^2 = \frac{(s_2)^2}{s_1^4}. \quad (39)$$

Since $(A(z) - B(z))/C(z)$ is the indeterminate form at $z = 1$, we discuss $\lim_{z \rightarrow 1} (A(z) - B(z))/C(z)$ to derive the spectral formula of expected first meeting time $\mu_{a,b}$ using Eqs. (27) and (28). As the limit of $z \rightarrow 1$, $\mu_{a,b}$ is given by

$$\mu_{a,b} = \lim_{z \rightarrow 1} \frac{A(z) - B(z)}{C(z)} = \lim_{z \rightarrow 1} \frac{(1-z)^2 (A(z) - B(z))}{(1-z)^2 C(z)} \\ = \frac{A_2(1) - B_2(1)}{C_2(1)} \\ = \frac{s_1^2}{(s_2)^2} \left[\sum_{c \in V} \sum_{c' \in V} d_{c'} d_c \sum_{\substack{1 \leq k, k' \leq n \\ (k, k') \neq (1, 1)}} \frac{q_k(c) q_k(c') q_{k'}(c) q_{k'}(c')}{1 - \lambda_k \lambda_{k'}} \right. \\ \left. - \sum_{c \in V} \frac{d_c}{\sqrt{d_a d_b}} \sum_{\substack{1 \leq k, k' \leq 1 \\ (k, k') \neq (1, 1)}} \frac{q_k(a) q_k(c) q_{k'}(b) q_{k'}(c)}{1 - \lambda_k \lambda_{k'}} \right] \\ = \frac{1}{(s_2)^2} \sum_{c \in V} d_c^2 \sum_{c' \in V} d_{c'}^2 \left[\sum_{k=2}^n \frac{1}{1 - \lambda_k} \left[\frac{2q_k(c) q_k(c')}{\sqrt{d_c d_{c'}}} - \frac{q_k(c)}{\sqrt{d_c}} \left(\frac{q_k(a)}{\sqrt{d_a}} + \frac{q_k(b)}{\sqrt{d_b}} \right) \right] \right. \\ \left. + s_1^2 \sum_{\substack{1 \leq k, k' \leq n \\ (k, k') \neq (1, 1)}} \frac{q_k(c) q_k(c')}{(1 - \lambda_k \lambda_{k'}) d_c} \left(\frac{q_k(c') q_{k'}(c')}{d_{c'}} - \frac{q_k(a) q_{k'}(b)}{\sqrt{d_a d_b}} \right) \right]. \quad (40)$$

Since the above equation is expressed by the eigenvalues and the eigenvectors of \mathbf{W} , it is the spectral formula of $\mu_{a,b}$.

Equation (40) seems to be complicated. However, if we use expected first meeting time $\mu_{a,b;c}$, which is the time until the two random walkers first meet at node $c \in V$, $\mu_{a,b}$ is written as

$$\mu_{a,b} = \frac{1}{s_2} \sum_{c \in V} d_c^2 \mu_{a,b;c} - \frac{1}{s_2^2} \sum_{c \in V} d_c^2 \sum_{c' \in V} d_{c'}^2 \mu_{c',c';c}, \quad (41)$$

where the spectral formula of $\mu_{a,b;c}$ is given by

$$\begin{aligned} \mu_{a,b;c} &= \mu_{a;c} + \mu_{b;c} \\ &+ s_1^2 \sum_{\substack{1 \leq k, k' \leq n \\ (k, k') \neq (1, 1)}} \frac{q_k(c) q_{k'}(c)}{(1 - \lambda_k \lambda_{k'}) d_c} \left(\frac{q_k(c) q_{k'}(c)}{d_c} - \frac{q_k(a) q_{k'}(b)}{\sqrt{d_a d_b}} \right). \end{aligned} \quad (42)$$

3.2 Principal Component of Expected First Meeting Time $\mu_{a,b}$

We examine the principal component of $\mu_{a,b}$ with the spectral formula of expected first meeting time $\mu_{a,b}$, and mathematically reveal the effect of the graph structure on expected first meeting time $\mu_{a,b}$ on the basis of the clarified principal component. In order to derive the principal component of $\mu_{a,b}$, we use the method to examine that of first hitting time $\mu_{a;i}$ also used in [14].

First, we introduce

$$\hat{\mathbf{N}} := \mathbf{I} \otimes \mathbf{I} - \mathbf{W} \otimes \mathbf{W} = \hat{\mathbf{I}} - \hat{\mathbf{W}}, \quad (43)$$

where \mathbf{I} is the unit matrix of $n \times n$, and \otimes is the Kronecker product. According to the definition of the Kronecker product, $\hat{\mathbf{I}}$ and $\hat{\mathbf{W}}$ are $n^2 \times n^2$ matrices. Let $\hat{\mathbf{N}}^\dagger$ be the pseudo-inverse matrix of $\hat{\mathbf{N}}$ so that $\hat{\mathbf{N}} \hat{\mathbf{N}}^\dagger \hat{\mathbf{N}} = \hat{\mathbf{N}}$, and it is given by

$$\hat{\mathbf{N}}^\dagger = \sum_{\substack{1 \leq k, k' \leq n \\ (k, k') \neq (1, 1)}} \frac{\hat{\mathbf{q}}_{kk'}^t \hat{\mathbf{q}}_{kk'}}{1 - \lambda_k \lambda_{k'}}, \quad (44)$$

where $\hat{\mathbf{q}}_{kk'}$ is a column vector with n^2 elements, and is given by

$$\hat{\mathbf{q}}_{kk'} := \mathbf{q}_k \otimes \mathbf{q}_{k'}. \quad (45)$$

By substituting $\hat{\mathbf{N}}^\dagger$ into Eq. (40), expected first meeting time $\mu_{a,b}$ is given by

$$\mu_{a,b} = \frac{s_1^2}{s_2^2} \sum_{c \in V} \sum_{c' \in V} d_c^2 d_{c'}^2 \hat{\mathbf{u}}_{cc'}^t \hat{\mathbf{N}}^\dagger (\hat{\mathbf{u}}_{c'c'} - \hat{\mathbf{u}}_{ab}). \quad (46)$$

In the above equation, $\hat{\mathbf{u}}_{ab}$ is

$$\hat{\mathbf{u}}_{ab} := \mathbf{u}_a \otimes \mathbf{u}_b, \quad (47)$$

where \mathbf{u}_a is the column vector whose i -th element $\mathbf{u}_a(i)$ is given by

$$\mathbf{u}_a(i) = \begin{cases} \frac{1}{\sqrt{d_a}} & \text{if } i = a \\ 0 & \text{otherwise} \end{cases}. \quad (48)$$

Pseudo-inverse matrix $\hat{\mathbf{N}}^\dagger$ of $\hat{\mathbf{N}}$ in Eq. (44) is also given by

$$\begin{aligned} \hat{\mathbf{N}}^\dagger &= \sum_{\substack{1 \leq k, k' \leq n \\ (k, k') \neq (1, 1)}} \frac{\hat{\mathbf{q}}_{kk'}^t \hat{\mathbf{q}}_{kk'}}{1 - \lambda_k \lambda_{k'}} \\ &= \sum_{\substack{1 \leq k, k' \leq n \\ (k, k') \neq (1, 1)}} \frac{(1 - \lambda_k \lambda_{k'} + \lambda_k \lambda_{k'})}{1 - \lambda_k \lambda_{k'}} \hat{\mathbf{q}}_{kk'}^t \hat{\mathbf{q}}_{kk'} \\ &= \hat{\mathbf{I}} - \hat{\mathbf{q}}_{11}^t \hat{\mathbf{q}}_{11} + \hat{\mathbf{M}}, \end{aligned} \quad (49)$$

where $\hat{\mathbf{M}}$ is

$$\begin{aligned} \hat{\mathbf{M}} &= \sum_{\substack{1 \leq k, k' \leq n \\ (k, k') \neq (1, 1)}} \frac{\lambda_k \lambda_{k'} \hat{\mathbf{q}}_{kk'}^t \hat{\mathbf{q}}_{kk'}}{1 - \lambda_k \lambda_{k'}} \\ &= \sum_{\substack{1 \leq k, k' \leq n \\ (k, k') \neq (1, 1)}} \sum_{s=1}^{\infty} (\lambda_k \lambda_{k'} \hat{\mathbf{q}}_{kk'}^t \hat{\mathbf{q}}_{kk'})^s \\ &= \sum_{s=1}^{\infty} \left(\sum_{\substack{1 \leq k, k' \leq n \\ (k, k') \neq (1, 1)}} \lambda_k \lambda_{k'} \hat{\mathbf{q}}_{kk'}^t \hat{\mathbf{q}}_{kk'} \right)^s \\ &= \sum_{s=1}^{\infty} \left(\sum_{k=1}^n \sum_{k'=1}^n \lambda_k \lambda_{k'} \hat{\mathbf{q}}_{kk'}^t \hat{\mathbf{q}}_{kk'} - \hat{\mathbf{q}}_{11}^t \hat{\mathbf{q}}_{11} \right)^s \\ &= \sum_{s=1}^{\infty} (\hat{\mathbf{W}} - \hat{\mathbf{q}}_{11}^t \hat{\mathbf{q}}_{11})^s \\ &= \hat{\mathbf{W}} - \hat{\mathbf{q}}_{11}^t \hat{\mathbf{q}}_{11} + (\hat{\mathbf{W}} - \hat{\mathbf{q}}_{11}^t \hat{\mathbf{q}}_{11})^2 \sum_{s=0}^{\infty} (\hat{\mathbf{W}} - \hat{\mathbf{q}}_{11}^t \hat{\mathbf{q}}_{11})^s \\ &= \hat{\mathbf{W}} - \hat{\mathbf{q}}_{11}^t \hat{\mathbf{q}}_{11} + (\hat{\mathbf{W}} - \hat{\mathbf{q}}_{11}^t \hat{\mathbf{q}}_{11})^2 \sum_{\substack{1 \leq k, k' \leq n \\ (k, k') \neq (1, 1)}} \frac{\hat{\mathbf{q}}_{kk'}^t \hat{\mathbf{q}}_{kk'}}{1 - \lambda_k \lambda_{k'}}. \end{aligned} \quad (50)$$

In the above deviation process, we used

$${}^t \hat{\mathbf{q}}_{ij} \hat{\mathbf{q}}_{kl} = \begin{cases} 1 & \text{if } i = k \text{ and } j = l \\ 0 & \text{otherwise} \end{cases}, \quad (51)$$

$$(\hat{\mathbf{q}}_{kk'}^t \hat{\mathbf{q}}_{kk'})^s = \hat{\mathbf{q}}_{kk'}^t \hat{\mathbf{q}}_{kk'}. \quad (52)$$

By substituting Eq. (49) into Eq. (46), $\mu_{a,b}$ is expressed by

$$\mu_{a,b} = \frac{s_1^2}{s_2} + \frac{s_1^2}{s_2^2} \sum_{c \in V} \sum_{c' \in V} d_c^2 d_{c'}^2 \hat{\mathbf{u}}_{cc'}^t \hat{\mathbf{M}} (\hat{\mathbf{u}}_{c'c'} - \hat{\mathbf{u}}_{ab}). \quad (53)$$

To obtain the above equation, we used

$$\begin{aligned}
 & {}^t\hat{\mathbf{u}}_{cc} \left(\hat{\mathbf{N}}^\dagger (\hat{\mathbf{u}}_{c'c'} - \hat{\mathbf{u}}_{ab}) \right) \\
 &= {}^t\hat{\mathbf{u}}_{cc} \left[\left(\hat{\mathbf{I}} - \hat{\mathbf{q}}_{11} {}^t\hat{\mathbf{q}}_{11} + \hat{\mathbf{M}} \right) (\hat{\mathbf{u}}_{c'c'} - \hat{\mathbf{u}}_{ab}) \right] \\
 &= \begin{cases} \frac{1}{d_c^2} + {}^t\hat{\mathbf{u}}_{cc} \hat{\mathbf{M}} (\hat{\mathbf{u}}_{c'c'} - \hat{\mathbf{u}}_{ab}) & \text{if } c = c' \\ {}^t\hat{\mathbf{u}}_{cc} \hat{\mathbf{M}} (\hat{\mathbf{u}}_{c'c'} - \hat{\mathbf{u}}_{ab}) & \text{otherwise} \end{cases}.
 \end{aligned} \tag{54}$$

The first term on the right side of Eq. (53) corresponds to the principal component of expected first meeting time $\mu_{a,b}$.

In order to confirm that s_1^2/s_2 is the principal component of expected first meeting time $\mu_{a,b}$, we discuss

$$\left| \frac{\mu_{a,b}}{s_1^2} - \frac{1}{s_2} \right| = \frac{1}{s_2^2} \sum_{c \in V} \sum_{c' = 1}^n d_c^2 d_{c'}^2 \left| {}^t\hat{\mathbf{u}}_{cc} \hat{\mathbf{M}} (\hat{\mathbf{u}}_{c'c'} - \hat{\mathbf{u}}_{ab}) \right|. \tag{55}$$

The right side of the above equation expresses the error between $\mu_{a,b}$ and the principal component s_1^2/s_2 .

We examine the upper bound on the right side of Eq. (55) using

$$\frac{1}{1 - \lambda_k \lambda_{k'}} \leq \frac{1}{1 - \lambda_2}, \tag{56}$$

for $2 \leq k, k' \leq n$. Using the above equation, we obtain

$$\begin{aligned}
 & \left| {}^t\hat{\mathbf{u}}_{cc} \hat{\mathbf{M}} (\hat{\mathbf{u}}_{c'c'} - \hat{\mathbf{u}}_{ab}) \right| \\
 &= \left| {}^t\hat{\mathbf{u}}_{cc} \left(\hat{\mathbf{W}} - \hat{\mathbf{q}}_{11} {}^t\hat{\mathbf{q}}_{11} \right) (\hat{\mathbf{u}}_{c'c'} - \hat{\mathbf{u}}_{ab}) \right| \\
 &+ \left| {}^t\hat{\mathbf{u}}_{cc} \left(\hat{\mathbf{W}} - \hat{\mathbf{q}}_{11} {}^t\hat{\mathbf{q}}_{11} \right)^2 \sum_{\substack{1 \leq k, k' \leq n \\ (k, k') \neq (1, 1)}} \frac{\hat{\mathbf{q}}_{kk'} {}^t\hat{\mathbf{q}}_{kk'}}{1 - \lambda_k \lambda_{k'}} (\hat{\mathbf{u}}_{c'c'} - \hat{\mathbf{u}}_{ab}) \right| \\
 &\leq \left| {}^t\hat{\mathbf{u}}_{cc} \left(\hat{\mathbf{W}} - \hat{\mathbf{q}}_{11} {}^t\hat{\mathbf{q}}_{11} \right) (\hat{\mathbf{u}}_{c'c'} - \hat{\mathbf{u}}_{ab}) \right| \\
 &+ \frac{1}{1 - \lambda_2} \left| {}^t\hat{\mathbf{u}}_{cc} \left(\hat{\mathbf{W}} - \hat{\mathbf{q}}_{11} {}^t\hat{\mathbf{q}}_{11} \right)^2 \left(\hat{\mathbf{I}} - \hat{\mathbf{q}}_{11} {}^t\hat{\mathbf{q}}_{11} \right) (\hat{\mathbf{u}}_{c'c'} - \hat{\mathbf{u}}_{ab}) \right| \\
 &= \left| {}^t\hat{\mathbf{u}}_{cc} \hat{\mathbf{W}} (\hat{\mathbf{u}}_{c'c'} - \hat{\mathbf{u}}_{ab}) \right| + \frac{1}{1 - \lambda_2} \left| {}^t\hat{\mathbf{u}}_{cc} \hat{\mathbf{W}}^2 (\hat{\mathbf{u}}_{c'c'} - \hat{\mathbf{u}}_{ab}) \right| \\
 &= \left| {}^t\hat{\mathbf{u}}_{cc} \hat{\mathbf{W}} (\hat{\mathbf{u}}_{c'c'} - \hat{\mathbf{u}}_{ab}) \right| + \frac{1}{1 - \lambda_2} \left\| \hat{\mathbf{W}} {}^t\hat{\mathbf{u}}_{cc} \right\| \left\| \hat{\mathbf{W}} (\hat{\mathbf{u}}_{c'c'} - \hat{\mathbf{u}}_{ab}) \right\| \\
 &\leq \frac{2 w_{\max}^2}{d_{\min}^4} + \frac{1}{1 - \lambda_2} \frac{w_{\max}}{d_{\min}^2} \frac{\sqrt{2} w_{\max}}{d_{\min}^2} \\
 &\leq \frac{2 w_{\max}^2}{d_{\min}^4} \left(\frac{1}{1 - \lambda_2} + 1 \right).
 \end{aligned} \tag{57}$$

In the deviation process, we used

$$\begin{aligned}
 \left| {}^t\hat{\mathbf{u}}_{ij} \hat{\mathbf{W}} \hat{\mathbf{u}}_{kl} \right| &= {}^t\mathbf{u}_i \mathbf{W} \mathbf{u}_k \otimes {}^t\mathbf{u}_j \mathbf{W} \mathbf{u}_l \\
 &= \frac{w_{ik}}{d_i d_k} \otimes \frac{w_{jl}}{d_j d_l} \leq \frac{w_{\max}^2}{d_{\min}^4},
 \end{aligned} \tag{58}$$

$$\begin{aligned}
 \left| \hat{\mathbf{W}} \hat{\mathbf{u}}_{ij} \right|^2 &= {}^t \left(\hat{\mathbf{W}} \hat{\mathbf{u}}_{ij} \right) \left(\hat{\mathbf{W}} \hat{\mathbf{u}}_{ij} \right) \\
 &= \sum_{k \in \partial i} \sum_{l \in \partial j} \frac{w_{ki}^2 w_{lj}^2}{d_k^2 d_i^2 d_l^2 d_j^2} \\
 &\leq \frac{w_{\max}^2}{d_i^2 d_j^2 d_{\min}^2} \sum_{k \in \partial i} \sum_{l \in \partial j} w_{ki} w_{lj} \\
 &= \frac{w_{\max}^2}{d_i d_j d_{\min}^2} \leq \frac{w_{\max}^2}{d_{\min}^4}.
 \end{aligned} \tag{59}$$

By substituting Eq. (57) into Eq. (55), the upper bound of the error between $\mu_{a,b}$ and principal component s_1^2/s_2 is given by

$$\left| \frac{\mu_{a,b}}{s_1^2} - \frac{1}{s_2} \right| \leq \frac{2 w_{\max}^2}{d_{\min}^4} \left(\frac{1}{1 - \lambda_2} + 1 \right). \tag{60}$$

According to the above equation, the error should be small for graph G where λ_2 and w_{\max} are small while d_{\min} is large. In this case, expected first meeting time $\mu_{a,b}$ is approximated by

$$\mu_{a,b} \approx \frac{s_1^2}{s_2} = \frac{n}{1 + d_{\text{std}}^2/d_{\text{avg}}^2}, \tag{61}$$

where d_{avg} and d_{std} are the average and the standard deviation of weighted degrees, respectively.

If approximation formula (61) holds, as the characteristics of expected first meeting time $\mu_{a,b}$, we derive the followings: (a) $\mu_{a,b}$ is small when the coefficient of variation, $d_{\text{std}}/d_{\text{avg}}$, is large, and (b) $\mu_{a,b}$ does not depend on starting nodes a and b . The characteristics (a) is useful to understand the effect of the graph structure on $\mu_{a,b}$.

4. Numerical Example

In this section, we confirm the validity of the spectral formula (40) and the principal components of expected first meeting time $\mu_{a,b}$ revealed in Sect. 3. We also examine the error in the approximation formula (61) obtained when $\mu_{a,b}$ is replaced by its principal component.

4.1 Setting

In this section, we use BA (Barabási-Albert) graphs [15] and ER (Erdős-Rényi) graphs [16]. The spectral formula (40) and the approximation formula (61) depend on the degree distribution of graph. Since the degree distribution of a BA graph is different from that of a ER graph, these graphs are useful to clarify the effect of the degree distribution on these formulas. Due to space limitation, we provide the results with unweighted graphs where $w_{ij} = 1$ is given for all links $\forall (i, j) \in E$. In unweighted graphs, weighted degree d_i of

node i corresponds to degree m_i , which is the number of links of node i .

The BA model [15] is a typical model for scale-free random graphs. A BA graph is generated using the following procedure. First, a complete graph with n_0 nodes is created. Note that we assume $n_0 = m$ for the sake of simplicity. Next, each node is added one by one until the number of nodes in the BA graph is equal to n . When adding t -th node ($t = m + 1, m + 2, \dots, n$), m_{new} links are created from node t to nodes $j \in \{1, 2, \dots, t - 1\}$ with connection probability $p_j^{\text{BA}}(t)$. Connection probability $p_j^{\text{BA}}(t)$ is given by

$$p_j^{\text{BA}}(t) = \frac{m_j(t)}{\sum_{l=1}^{t-1} m_l(t)}, \quad (62)$$

where $m_j(t)$ is the degree of node j when the addition of $t - 1$ -th node is finished. BA graphs have the power-law degree distribution (i.e., $\text{Prob}[m_i = m] \sim m^{-3}$). If G is unweighted, average weighted degree d_{avg} is equal to average degree k_{avg} . Hence, average weighted degree d_{avg} of a BA graph are approximated by

$$d_{\text{avg}} = \frac{m(m-1) + 2m(n-m)}{n} \approx 2m, \quad (63)$$

where we assume $n \gg m$.

On the other hand, the ER model [16] is a classical random graph model. A ER graph is generated using the following procedure. First, n nodes are created. Next, links are created between any pair of nodes with probability p^{ER} . If the graph is not connected, the link creation is tried again. Average weighted degree d_{avg} of a ER graph is given by

$$d_{\text{avg}} = (n-1)p^{\text{ER}}, \quad (64)$$

Degree distribution $\text{Prob}[m_i = m]$ of a ER graph follows the binomial distribution. According to the difference between the power-law and the binomial distributions, standard deviation d_{std} of weighted degrees in a BA graph is larger than that in a ER graph.

In order to focus on the difference in standard deviation d_{std} of weighted degrees, we set m and p^{ER} by

$$m = \left\lfloor \frac{d_{\text{avg}}}{2} \right\rfloor, \quad (65)$$

$$p^{\text{ER}} = \frac{d_{\text{avg}}}{n-1}, \quad (66)$$

so that average weighted degree d_{avg} of a ER graph and a BA graph are roughly equal. Note that minimum weighted degree d_{min} in both graphs also increases as d_{avg} increases.

In order to examine the validity and the error of the spectral formula (40) and the approximation formula (61), we measure the average of first meeting times in simulation using the following procedure.

1. Generate a BA graph or a ER graph using the above procedures.

Table 1 Parameter configuration

Number of nodes	n	1,000
Weight of link (i, j)	w_{ij}	1
Average weighted degree	d_{avg}	6
Random walker's starting node	a	1

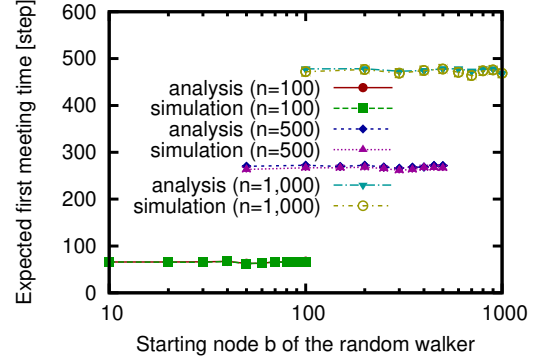


Fig. 2: Expected first meeting time $\mu_{a,b}$ for different settings of starting node b of the random walker in BA graphs

2. Put random walkers on node $a \in V$ and node $b \in V$, respectively.
3. Move each random walker with transition probability $p_{i \rightarrow j}$ given by Eq. (2).
4. Repeat step 3 until the two random walks meet at a same node.
5. Repeat step 2 through step 4 10,000 times to calculate the average of first meeting times.

We use the parameter configuration shown in Tab. 1 as a default parameter configuration.

4.2 Validity for the Spectral Formula of Expected First Meeting Time $\mu_{a,b}$

We confirm the validity for the spectral formula of expected first meeting time $\mu_{a,b}$ given by Eq. (40).

Figures 2 and 3 show the first meeting times obtained from the simulation and the analysis (i.e., the spectral formula (40)) for different settings of random walker's starting node b in BA graphs and ER graphs, respectively. According to Figs. 2 and 3, the analysis results are almost same as the simulation results regardless of n and b .

We then evaluate the error in the spectral formula (40). In this evaluation, we use relative error $\epsilon_{a,b}$ of expected first meeting time $\mu_{a,b}$. Relative error $\epsilon_{a,b}$ is defined by

$$\epsilon_{a,b} := \frac{|\mu_{a,b} - \mu_{a,b}^{\text{sim}}|}{\mu_{a,b}^{\text{sim}}}, \quad (67)$$

where $\mu_{a,b}^{\text{sim}}$ is the average of first meeting times obtained from the simulation. We examine the average and the maximum of relative errors $\epsilon_{a,b}$ when changing starting node b while starting node a is fixed.

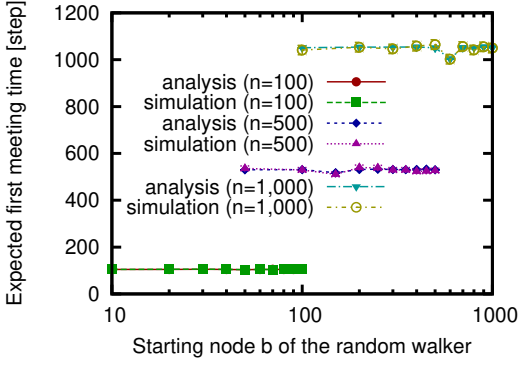


Fig. 3: Expected first meeting time $\mu_{a,b}$ for different settings of starting node b of the random walker in ER graphs

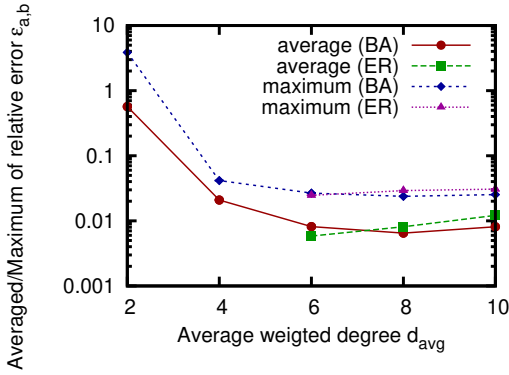


Fig. 4: Average weighted degree d_{avg} vs. the average and the maximum of relative error $\epsilon_{a,b}$ for expected first meeting $\mu_{a,b}$

Figure 4 shows the average and the maximum of relative errors $\epsilon_{a,b}$ of the expected first meeting time $\mu_{a,b}$ in BA graphs and ER graphs with different settings of average weighted degree d_{avg} . In this figure, we do not plot the results for the ER graphs with $d_{\text{avg}} = 2$ and 4 because a connected ER graph cannot be generated. According to Fig. 4, if $d_{\text{avg}} \geq 4$, the maximum of relative errors $\epsilon_{a,b}$ is only a few percent. Therefore, the spectral formula (40) is valid for the graphs with $d_{\text{avg}} \geq 4$.

We discuss the reason why relative error $\epsilon_{a,b}$ is large when we use a BA graph with a small average weighted degree (i.e., $d_{\text{avg}} = 2$). In Sect. 3, we use Eq. (22) to derive the spectral formula (40). Equation (22) is assumed that the first meeting probability of two random walkers at node c is proportional to d_c^2 . Hence, we confirm the acceptance of this assumption to clarify the reason for the large relative error.

Figures 5 (a) through (c) show the scatter plots of the first meeting frequency of two random walkers at node c in BA graphs with different settings of average weighted degree d_{avg} . The first meeting frequency at each node was obtained from the simulation where starting nodes a and b

are fixed. In order to easily confirm the acceptance of the assumption, we plot the fitting curve of d_c^2 in these figures. According to Figs. 5 (a) through (c), the first meeting frequencies with $d_{\text{avg}} = 2$ only largely differ from the fitting curve, and so the assumption should not be accepted for the cases with $d_{\text{avg}} = 2$. Therefore, we conclude that the large relative error shown in Fig. 4 is caused by the assumption for Eq. (22).

According to the results, the spectral formula of first meeting time $\mu_{a,b}$ should be valid if average weighted degree d_{avg} is sufficiently large (i.e., $d_{\text{avg}} \geq 4$).

4.3 Validity for the Principal Component of Expected First Meeting Time $\mu_{a,b}$

We clarify the validity for the principal component of expected first meeting time $\mu_{a,b}$ derived in Sect. 3. Specifically, we examine relative error $\epsilon'_{a,b}$ of the approximation formula (61) obtained when expected first meeting time $\mu_{a,b}$ is given by the principal component (i.e., s_1^2/s_2). Relative error $\epsilon'_{a,b}$ is defined by

$$\epsilon'_{a,b} := \frac{\left| \frac{s_1^2}{s_2} - \mu_{a,b}^{\text{sim}} \right|}{\mu_{a,b}^{\text{sim}}}. \quad (68)$$

Figures 6 and 7 show the average of relative errors $\epsilon'_{a,b}$ of the approximation formula (61) for BA graphs and ER graphs with different numbers of nodes, n , respectively. The average of relative errors $\epsilon'_{a,b}$ was calculated from 10,000 simulations where starting node a and starting node b are randomly selected. In Fig. 7, we do not plot the result for $n = 10,000$ and $d_{\text{avg}} = 6$ because a connected ER graph cannot be generated. According to the results, if average weighted degree d_{avg} is large enough, relative error $\epsilon'_{a,b}$ is small, and the derived principal component is valid. This can also be explained by Eq. (60). The right-hand side of Eq. (60) represents the upper bound of the error in the approximation formula (61). If average weighted degree d_{avg} is large, minimum weighted degree d_{min} is also large. As the minimum weighted degree d_{min} increases, the upper bound becomes small, and relative error $\epsilon'_{a,b}$ of the approximation formula (61) should decrease. Moreover, according to Figs. 6 and 7, the average of relative errors $\epsilon'_{a,b}$ is constant or becomes smaller as n increases, and so the approximation formula (61) is also effective for large-scale graphs.

From the above results, the derived principal component is valid if the average weighted degree d_{avg} is sufficiently large (i.e., $d_{\text{avg}} \geq 4$). According to the site [17] collecting the statistical information (e.g., average degree) of various graphs existing in reality, the average degree of a typical graph is greater than 4. Hence, our analysis results is expected to be useful for many graphs in reality.

Finally, we confirm the effect of the graph structure on expected first meeting time $\mu_{a,b}$ revealed in Sect. 3. According to the approximation formula (61), $\mu_{a,b}$ increases as s_1^2/s_2 increases. To confirm the effect from the numerical example, we compare s_1^2/s_2 and the average of the first

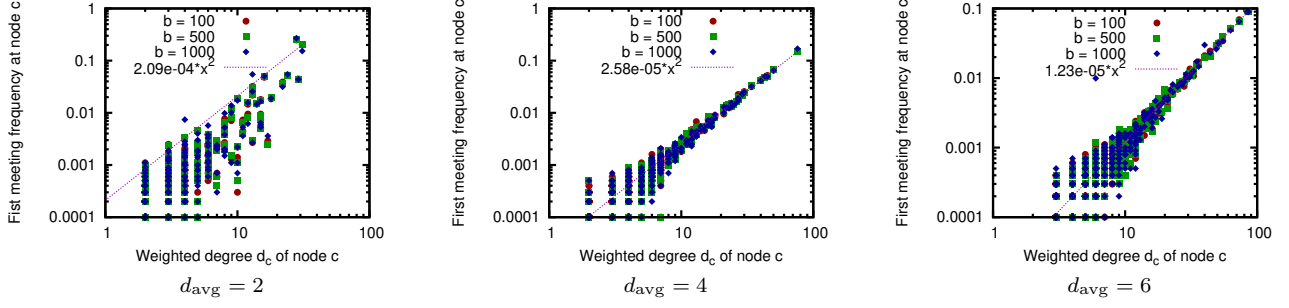


Fig. 5: Weighted degree d_c of node c vs. the first meeting frequency at node c in BA graphs

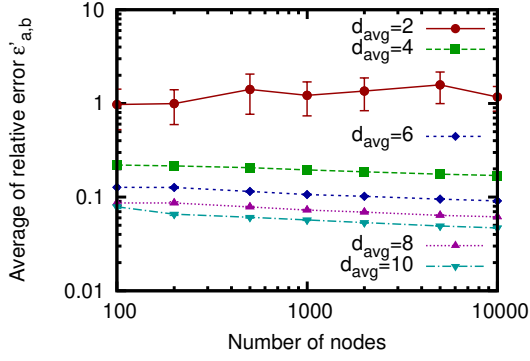


Fig. 6: Number of nodes, n , vs. the average of relative errors $\epsilon'_{a,b}$ of the approximation formula (61) in BA graphs

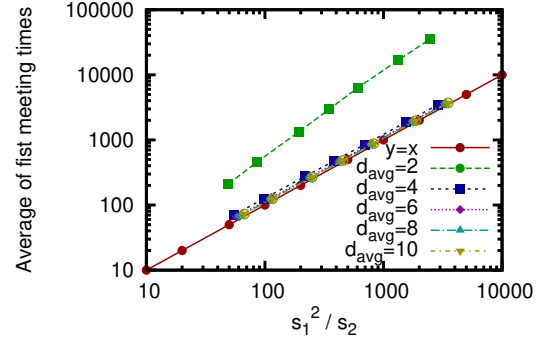


Fig. 8: Principal component s_1^2/s_2 vs. the average of first meeting times in BA graphs

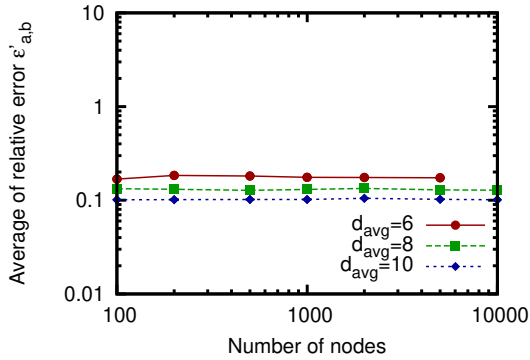


Fig. 7: Number of nodes, n , vs. the average of relative errors $\epsilon'_{a,b}$ of the approximation formula (61) in ER graphs

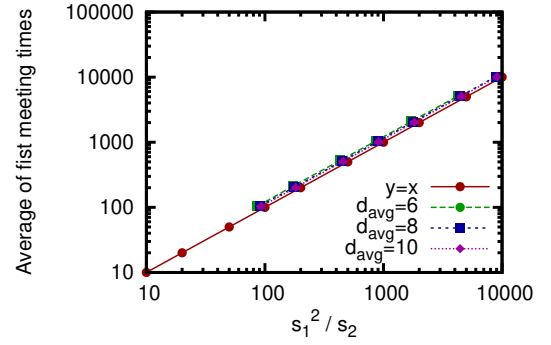


Fig. 9: Principal component s_1^2/s_2 vs. the average of first meeting times in ER graphs

meeting times obtained in the simulation.

Figures 8 and 9 show the average of first meeting times obtained from the simulation with different settings of s_1^2/s_2 in BA graphs and ER graphs, respectively. To calculate the average of first meeting times, we execute 10,000 simulations where starting node a and starting node b are randomly selected. In these figures, we plot a straight line of $y = x$ to easily confirm the effect. According to the results, the aver-

age of first meeting times is approximately along $y = x$ line, excepting the result for BA graphs with average weighted degree $d_{avg} = 2$. Therefore, the effect is also confirmed from the numerical example if average weighted degree d_{avg} is sufficiently large.

5. Conclusion and Future Work

In this paper, we analyzed the first meeting time of multiple

random walks in arbitrary graphs, and clarified the effect of graph structures on its expected value. First, we derived the spectral formula of the expected first meeting time for two random walkers using the spectral graph theory. Then, we examined the principal component of the expected first meeting time using the derived spectral formula. The clarified principal component reveals that (a) the expected first meeting time is almostly dominated by $n/(1 + d_{\text{std}}^2/d_{\text{avg}}^2)$ and (b) the expected first meeting time is independent of the starting nodes of random walkers where n is the number of nodes. d_{avg} and d_{std} are the mean and the standard deviation of the weighted degree, respectively. The characteristics (a) is useful to understand the effect of the graph structure on the first meeting time. In addition, we conformed the validity of the analysis results through numerical examples. According to the revealed effect of graph structures, the variance of coefficient for weighted degrees, $d_{\text{std}}/d_{\text{avg}}$ (degree heterogeneity), facilitates quicker the meeting of random walkers.

As future work, we are planning to examine the validity of the analysis results with graphs existing in reality, and apply them to develop efficient graph algorithms.

Acknowledgment

This work was supported by JSPS KAKENHI Grant Number 19K11927.

References

- [1] Q. Lv, P. Cao, E. Cohen, K. Li, and S. Shenker, "Search and replication in unstructured peer-to-peer networks," in *Proceedings of the 16th ACM international conference on Supercomputing (ICS'02)*, Jun. 2002, pp. 84–95.
- [2] C. Gkantsidis, M. Mihail, and A. Saberi, "Random walks in peer-to-peer networks," in *Proceedings of the 23rd Conference of the IEEE Communications Society (INFOCOM 2004)*, Mar. 2004, pp. 120–130.
- [3] C. Dutta, G. Pandurangan, R. Rajaraman, and S. Roche, "Coalescing-branching random walks on graphs," *ACM Transactions on Parallel Computing (TOPC)*, vol. 2, no. 3, pp. 1–29, Nov. 2015.
- [4] Y. Metivier, N. Saheb, and A. Zemmari, "Randomized rendezvous," *Mathematics and Computer Science*, pp. 183–194, 2000.
- [5] A. Israeli and M. Jalfon, "Token management schemes and random walks yield self-stabilizing mutual exclusion," in *Proceedings of the 9th Annual ACM Symposium on Principles of Distributed Computing (PODC '90)*. ACM, Aug. 1990, pp. 119–131.
- [6] P. Tetali and P. Winkler, "On a random walk problem arising in self-stabilizing token management," in *Proceedings of the 10th annual ACM symposium on Principles of distributed computing (PODC '91)*. ACM, Aug. 1991, pp. 273–280.
- [7] D. Coppersmith, P. Doyle, P. Raghavan, and M. Snir, "Random walks on weighted graphs and applications to on-line algorithms," *Journal of the ACM*, vol. 40, no. 3, pp. 421–453, Jul. 1993.
- [8] D. J. Aldous, "Meeting times for independent markov chains," *Stochastic Processes and their Applications*, vol. 38, no. 2, pp. 185–193, Aug. 1991.
- [9] N. H. Bshouty, L. Higham, and J. Warpechowska-Gruca, "Meeting times of random walks on graphs," *Information Processing Letters*, vol. 69, no. 5, pp. 259–265, 1999.
- [10] C. Cooper, A. Frieze, and T. Radzik, "Multiple random walks in random regular graphs," *SIAM Journal on Discrete Mathematics*, vol. 23, no. 4, pp. 1738–1761, Jun. 2009.
- [11] Y. Zhang, Z. Tan, and B. Krishnamachari, "On the meeting time for two random walks on a regular graph," *arXiv preprint arXiv:1408.2005*, 2014.
- [12] M. George, R. Patel, and F. Bullo, "The meeting time of multiple random walks," *Preprint submitted to Linear Algebra and Its Applications*, Mar. 2017, available at <http://motion.me.ucsb.edu/pdf/2014l-gpb.pdf>.
- [13] L. Lovász, "Random walks on graphs: a survey," *Combinatorics, Paul Erdős is eighty*, vol. 2, pp. 353–398, 1996.
- [14] U. Von Luxburg, A. Radl, and M. Hein, "Hitting and commute times in large graphs are often misleading," *arXiv preprint arXiv:1003.1266*, May 2011.
- [15] A. L. Bárábasi and R. Albert, "Emergence of scaling in random networks," *Science*, vol. 286, no. 5439, pp. 509–512, Oct. 1999.
- [16] P. Erdős and A. Rényi, "On random graphs," *Mathematicae*, vol. 6, no. 26, pp. 290–297, 1959.
- [17] J. Kunegis, "The koblenz network collection (KONECT)," <http://konect.uni-koblenz.de/> (accessed on May 29, 2020).

Yusuke Sakumoto received M.E. and Ph.D. degrees in the Information and Computer Sciences from Osaka University in 2008 and 2010, respectively. From 2010 to 2019, he was an associate professor of Tokyo Metropolitan University. He is currently an associate professor at Kwansei Gakuin University. His research work is in the area of analysis of communication network and social network. He is a member of the IEEE, IEICE and IPSJ.

Hiroyuki Ohsaki received the M.E. degree in the Information and Computer Sciences from Osaka University, Osaka, Japan, in 1995. He also received the Ph.D. degree from Osaka University, Osaka, Japan, in 1997. He is currently a professor at Department of Informatics, School of Science and Technology, Kwansei Gakuin University, Japan. His research work is in the area of design, modeling, and control of large-scale communication networks. He is a member of IEEE and Institute of Electronics, Information, and Computer Engineers of Japan (IEICE).