

Probing many-body localization in a disordered quantum dimer model on the honeycomb lattice

Francesca Pietracaprina^{1,2*}, Fabien Alet^{1†}

¹ Laboratoire de Physique Théorique, IRSAMC, Université de Toulouse, CNRS, UPS, France

² School of Physics, Trinity College Dublin, College Green, Dublin 2, Ireland

* pietracaprina@irsamc.ups-tlse.fr † alet@irsamc.ups-tlse.fr

Abstract

We numerically study the possibility of many-body localization transition in a disordered quantum dimer model on the honeycomb lattice. By using the peculiar constraints of this model and state-of-the-art exact diagonalization and time evolution methods, we probe both eigenstates and dynamical properties and conclude on the existence of a localization transition, on the available time and length scales (system sizes of up to $N = 108$ sites). We critically discuss these results and their implications.

Contents

1	Introduction	2
2	Model	3
3	Results	5
3.1	Spectral properties	5
3.2	Eigenstates	6
3.3	Half-system entanglement entropy	8
3.4	Dynamics	11
4	Conclusions	15
	References	16
A	Overview of the finite-size lattices used	21
B	Mobility edge	21
C	Area law entanglement of selected states	22

1 Introduction

Localization in disordered, interacting quantum systems [1, 2] is a topic that has recently received wide attention due to the very peculiar phenomenology [3–6], the foundational issues about quantum integrability and ergodicity involved [7, 8], and the increased precision and control on experimental realizations [9, 10]. Systems with a many-body localization (MBL) transition typically exhibit two phases, one at low disorder which obeys the eigenstate thermalization hypothesis (ETH) and one at high disorder which exhibits no transport, no thermalization [11–14] and emergent integrability due to an extensive number of quasi-local integrals of motion [15–19]. Furthermore, localized states have low entanglement at any energy and obey an area law, a property usually valid for ground states only [20, 21]. Finally, localization in interacting systems is characterized by the very slow spreading of information, namely the entanglement [22–24], and the total absence of transport for local observables [1, 2]. All these features have contributed to make MBL a compelling physical phenomenon, including with respect to quantum information processing protocols [20, 25–27].

In the context of the study of MBL transitions, a wide range of results, outlining the phenomenology described above, have been produced for one-dimensional (1D) systems [3–6]. Remarkably, a proof of the existence of the MBL transition has been obtained for a 1D quantum Ising model with a transverse field [28, 29]. In higher dimensions, however, no such proof exists. One generally expects that in higher dimensions delocalization is favoured due to the increase in channels for the delocalizing terms, similarly to the phenomenology of Anderson localization in higher dimensions. More specifically, general arguments based on the existence and size-scaling of thermalizing bubbles support the absence of localization for large enough times [30, 31], even though no rigorous proof was obtained either.

A number of results on 2D systems have notably been presented. Experimental results obtained in cold atoms setups interestingly show absence of dynamics and localization at high disorder [10, 32]. At present, this experimental evidence is arguably of higher quality than the analytical and numerical modeling of MBL in 2D. Numerically, a number of approaches have been explored in 2D lattice models, using both unbiased and biased methods, and showing indications of a localized phase [33–38]. Other simulations conclude in favor of absence of MBL [39]. However, the main limit of numerical approaches is the small system sizes and/or time scales that are reachable in the computations. The size of the Hilbert space and thus of the quantum problem grows exponentially with the number of particles N in the system while the physical length scale of the sample grows as a square root of N . For unbiased methods this is an especially strong constraint, effectively limiting the analysis to systems up to around 20 spins $1/2$. While in one dimension several different lattice sizes can fulfill this requirement, thus allowing in principle finite size scaling to be performed, this is no longer the case in two dimensions where the number of system sizes are greatly limited. While larger system sizes can be reached using methods geared towards capturing properties of an MBL phase [33–35, 40–42], these methods are not unbiased and by construction will miss the ergodic phase or the phase transition.

Here, we aim to investigate an MBL transition in a specific system up to a real-space size as large as possible and with unbiased methods. We do this by considering a highly constrained model and state-of-the-art numerically exact methods [43]. Specifically we consider a disordered quantum dimer model (QDM) on a honeycomb lattice, where each lattice link is either free or occupied by a dimer with the constraint that each lattice site is touched by one

and only one dimer [44–46]. An immediate consequence for this is that the dynamics of such a model is very constrained: single dimer moves are not allowed and the simplest move involves an hexagonal plaquette. Moreover, this constraint also automatically encodes strong interactions which for the honeycomb lattice already imply long-range correlations in the statistical ensemble of dimer coverings. The interplay between a constrained dynamics, which favors slow dynamics and localization [47], and the strong interactions, which favor delocalization, creates an ideal situation for an MBL transition to exist. Finally, we note that such models are based on Hilbert spaces that, due to the constraints, have considerably lower dimension compared to spin systems: for N 1/2-spins, the Hilbert space size is 2^N , while it scales only as $\approx 1.175^N$ [44] for a dimer system on a N -sites honeycomb lattice, giving an obvious numerical advantage for large system sizes. A previous work has analyzed a similar disordered QDM on a square lattice [48]. Here, we substantially push forward this analysis, almost doubling the maximum system size reached, by turning to the honeycomb lattice instead.

The article is structured as follows. In Section 2 we detail the model Hamiltonian, the symmetry sectors and the lattices used as well as the procedures used to obtain the numerical results. Such results are outlined in Section 3, first considering observables within exact mid-spectrum eigenstates, and, secondly, the dynamical properties obtained with Krylov time evolution. Finally, we provide conclusions in Section 4. In the appendix we discuss in detail the lattice clusters used in the numerical analysis (Appendix A), further energy-resolved quantities (Appendix B) and comparisons with the entanglement properties of specific states (Appendix C).

2 Model

We consider the following quantum dimer model on the honeycomb lattice [45, 46, 49] with a random potential:

$$H_{\text{QDM}} = -\tau \sum_{\text{O}_p} \left(|\text{hexagon}\rangle\langle\text{hexagon}| + |\text{hexagon}\rangle\langle\text{hexagon}| \right) + \sum_{\text{O}_p} v_p \left(|\text{hexagon}\rangle\langle\text{hexagon}| + |\text{hexagon}\rangle\langle\text{hexagon}| \right)$$

The first term, an hexagon “flip”, is a kinetic term. The second term is a disordered potential on each flippable hexagon; the v_p are drawn from a uniform distribution in $[-V, V]$.

We construct lattices with $N = 42, 54, 72, 78, 96$ and 108 sites; in Fig. 1 (a) we show the $N = 72$ lattice and we refer the reader to the Appendix for more details on the other clusters. On the honeycomb lattice with periodic boundary conditions, the constraints due to the dimers and to the allowed plaquette moves are such that two conserved quantities, the winding numbers, exist. The winding numbers are defined as the sum along a line parallel to the x or y axis; having labeled the honeycomb lattice sites with binary alternating symbols A (yellow in Fig. 1) and B (green) and orienting all links from $A \rightarrow B$, we add a $+1$ value to the sum if the line crosses a dimer with an arrow in the positive direction, -1 if the arrow is in the negative direction and 0 if there is no dimer (see Fig. 1 (c)). Among the sectors with conserved total winding number, we select the one for which $w_x = w_y = 0$, which is the largest one. We remark that, for finite lattices, not all lattice shapes allow the existence of this zero winding sector; we discard lattice shapes that do not satisfy this requirement [50].

Table 1 displays the number of allowed coverings in the zero winding sector, which correspond to the size \mathcal{N}_H of the Hilbert space. The number of nonzero elements in the matrix

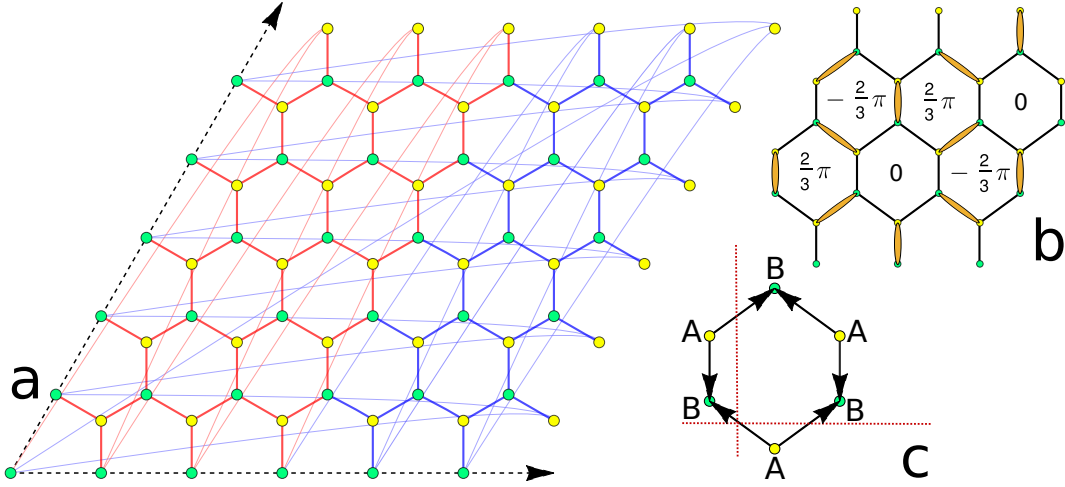


Figure 1: Dimers on the honeycomb lattice. (a) Untilted $N = 72$ cluster. We consider periodic boundary conditions. The lattice is split in two parts (here shown in red and blue) for the computation of the bipartite entanglement. (b) Example of dimer covering, namely the star configuration that is used as a reference for the computation of the imbalance (Sec. 3.2) and as initial state for the quenched dynamics (Sec. 3.4). The definition of the phases ϕ_p used to define the imbalance in Sec. 3.2 are shown for each plaquette. (c) Computation of the two independent winding numbers on a single plaquette.

is also noted, which, in addition to matrix size, contributes to limiting the feasibility of the numerical calculations.

Cluster size N	Coverings $w_x = w_y = 0$ \mathcal{N}_H	Nonzero elements nnz
42	1 032	8 046
54	7 311	69 519
72	131 727	1 596 927
78	349 326	4 536 288
96	6 460 809	100 676 169
108	45 649 431	791 275 167

Table 1: Matrix size \mathcal{N}_H and number of nonzero elements nnz for the clusters that have been considered.

We perform exact diagonalization on some of these lattices (up to size 78). We use either full diagonalization or shift-invert methods [43] to obtain around 100 eigenstates at the center of the spectrum. We also study the dynamics of nonequilibrium initial states through Krylov subspace time evolution methods for all lattice sizes [51]. In all cases, we average over disorder realizations of the random potential (at least 1000 for most system sizes and around 100 for the dynamics on the largest one).

3 Results

We consider various quantities with known different behaviors in the MBL and ETH phases. We analyze spectral, eigenstate, and entanglement properties as well as the dynamics of the system.

3.1 Spectral properties

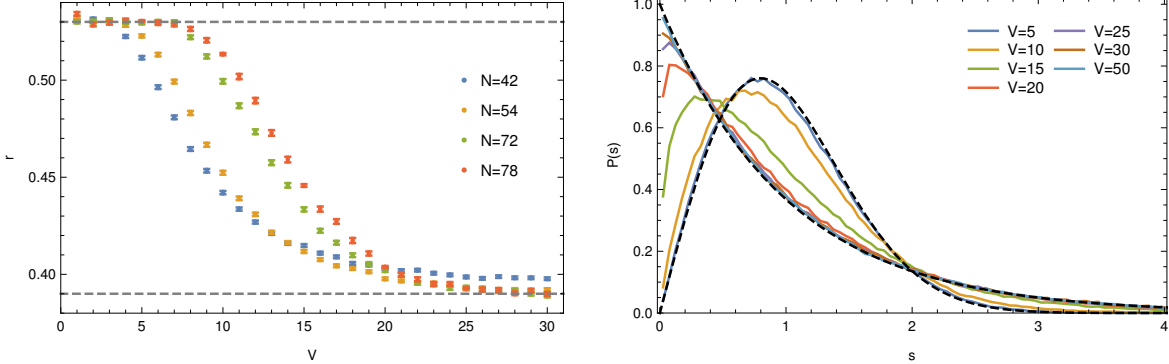


Figure 2: *Right panel.* Gap ratio r as a function of the disorder strength V for different honeycomb samples. The two limiting values at approximately 0.53 and 0.39 (dashed lines) correspond to the ones obtained for a Wigner-Dyson and Poisson distribution respectively. *Left panel.* Distribution of the energy gaps s_i of the unfolded spectrum. The Wigner-Dyson and Poisson reference distributions are shown in dashed lines.

Spectral gap ratio We start by analyzing the spectral properties of the two phases. Specifically, we consider the energy level gap ratio [14]:

$$\langle r \rangle = \left\langle \frac{\min(s_i, s_{i+1})}{\max(s_i, s_{i+1})} \right\rangle_i, \quad (1)$$

where $s_i = E_{i+1} - E_i$ is the gap between two adjacent eigenvalues. We average in a small window of about 100 eigenstates around the center of the spectrum as well as over disorder realizations. Depending on the level gap statistics, $\langle r \rangle \approx 0.39$ for a Poisson distribution in the localized phase and $\langle r \rangle \approx 0.53$ [52] for a Wigner-Dyson distribution corresponding to the ETH phase.

In Fig. 2, top panel, we show the value of $\langle r \rangle$ as a function of the disorder for various system sizes. It appears that both localized and ETH phases are captured with the available cluster sizes. The transition value can typically be inferred by where the curves for increasing size cross, as it denotes opposite flows in the system size scaling in the two phases. We note that here the crossing point has a noticeable drift towards higher V values.

In the bottom panel of Fig. 2 we show the probability distributions of the gaps s of the unfolded spectrum for various values of the disorder V , showing excellent agreement with a Poissonian or a Wigner-Dyson distribution (shown in black) for high and low V respectively.

For the smallest sizes $N = 42$ and $N = 54$, we additionally computed the gap ratio as a function of the energy density (not just for the middle of the spectrum), see Appendix B.

3.2 Eigenstates

Kullback-Leibler divergence for energy-adjacent eigenstates We now consider quantities characterizing eigenstate properties which have been shown to be good indicators of localization. In the localized phase, eigenstates and local observables close in energy are very different in structure, as opposed to the ETH phase. Thus, we consider the Kullback-Leibler divergence for two consecutive eigenstates $|\psi\rangle$ and $|\psi'\rangle$ in the spectrum, defined as

$$\text{KL} = \sum_i |\langle\psi|b_i\rangle|^2 \ln \frac{|\langle\psi|b_i\rangle|^2}{|\langle\psi'|b_i\rangle|^2}, \quad (2)$$

where the sum runs over the \mathcal{N}_H elements $|b_i\rangle$ of the Hilbert space basis. We expect KL to approach to $\text{KL}_{\text{GOE}} = 2$ (the value obtained for the Gaussian orthogonal ensemble of random matrices) in an ETH phase and to diverge with system size in a localized phase [12].

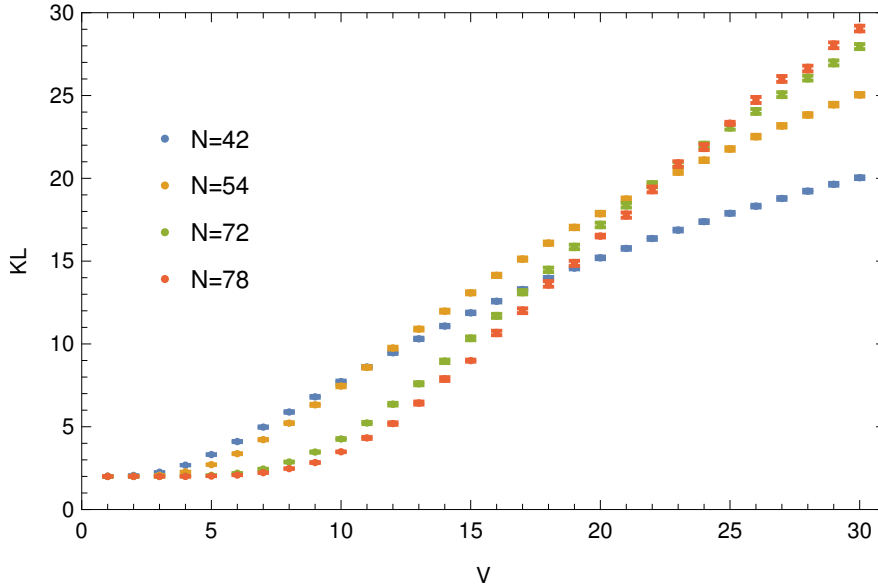


Figure 3: Kullback-Leibler divergence KL of eigenstates adjacent in the many-body spectrum as a function of the disorder strength V and for different samples.

We show the results for KL in Fig. 3 as a function of the disorder strength V . The limit value $\text{KL} = 2$ is well captured at small disorders V , as well as a crossing point between the $N = 54$, $N = 72$ and $N = 78$ clusters ($N = 42$ appears to show stronger deviations due to the small size), with some drift due to finite-size scaling, suggesting a localization transition around $V \approx 22 - 25$.

Eigenstate participation entropy In a similar manner, we consider the participation entropy of the eigenstates, which gives information about localization in the Hilbert space [12, 53]. It is defined as

$$S_p = - \sum_i |\langle\psi|b_i\rangle|^2 \ln |\langle\psi|b_i\rangle|^2. \quad (3)$$

For a state which is localized in the Hilbert space, S_p is of $O(1)$. For many-body localized states, a multifractal behavior is expected in this computational basis [53], with a participation

entropy behaving as $S_p \propto a \ln \mathcal{N}_H$, with $a < 1$. For extended states in the ETH regime, S_p will scale as $\ln \mathcal{N}_H$, with $a = 1$.

In Fig. 4 we show the participation entropy, rescaled by $\ln \mathcal{N}_H$ (i.e. this ratio is the coefficient a up to higher order corrections), as a function of the disorder V . At low disorder we see that a has a high value which is likely to scale to 1 with increasing size. A different behavior onsets at around $V \approx 20 - 25$: the curves for different system sizes join and collapse, suggesting a finite $a < 1$ asymptotically for disorders larger than this value.

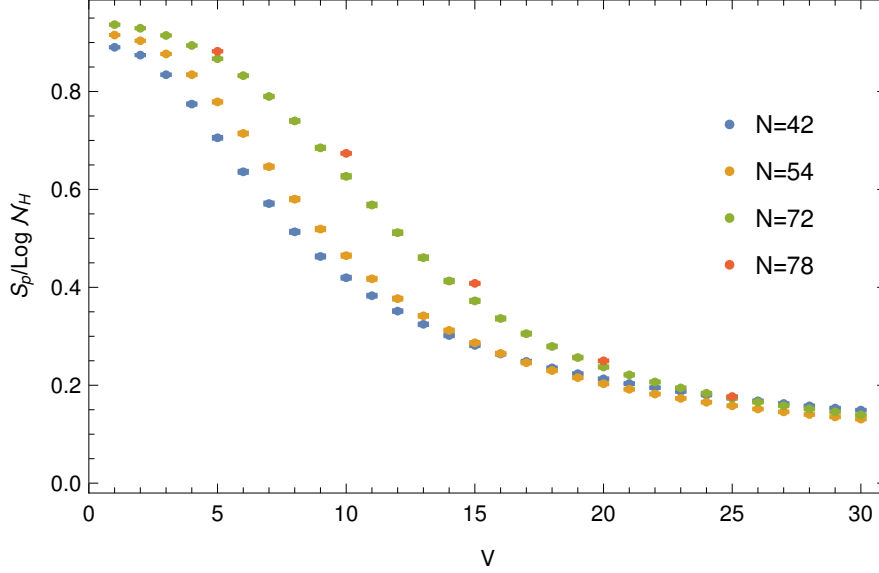


Figure 4: Eigenstates participation entropy rescaled by the logarithm of the Hilbert space size, $S_p / \ln \mathcal{N}_H$, as a function of disorder strength V and for different samples.

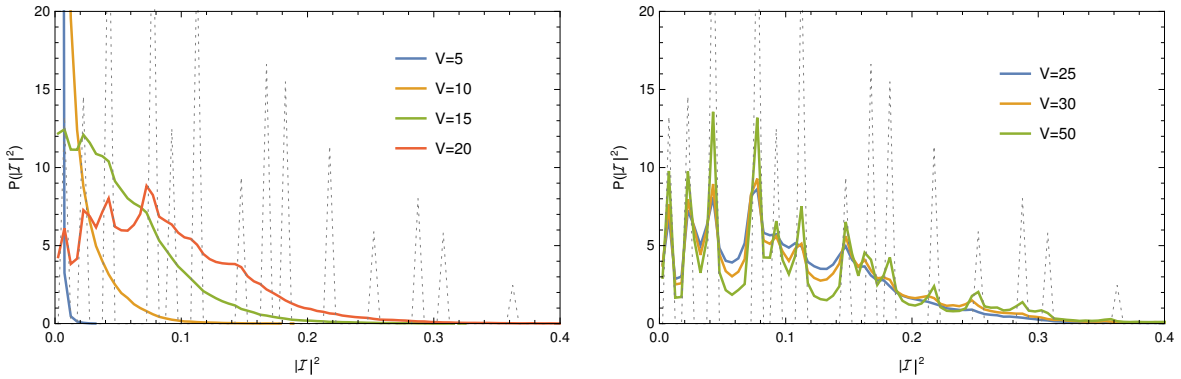


Figure 5: Probability distribution of modulus-squared imbalance for system size $N = 78$. The imbalance of the configuration basis states are shown as dashed lines. *Left panel.* Small disorders ($V = 5$ to 20) show a distribution peaked in 0 for small disorder ($V = 5, 10$) and broadening and development of peaks corresponding to the basis vectors imbalance (for $V = 20$). *Right panel.* Large disorders display a clear structure reproducing the dimer configuration basis states, while maintaining a continuous distribution.

Eigenstate imbalance We next consider the imbalance of the eigenstates with respect to a specific configuration where the state used as a reference is chosen as the basis element of the so-called star configuration displayed in Fig. 1b. We define the (complex) imbalance as

$$\mathcal{I} = \frac{1}{N_p} \sum_{\mathcal{O}_p} e^{i\phi_p} \left(|\langle \text{star} \rangle\rangle \langle \text{star} | + |\langle \text{star} \rangle\rangle \langle \text{star} | \right). \quad (4)$$

The phases ϕ_p assume three possible values: 0, $\frac{2}{3}\pi$ and $-\frac{2}{3}\pi$, depending on the dimer configuration on the plaquette p (see Fig. 1b). With this definition, the imbalance of the reference basis state in Fig. 1b has $\Re I = 1$ and maximum amplitude $|I|^2 = 1$. Delocalized eigenstates will have a probability distribution for the modulus squared imbalance which is sharply peaked in 0. On the other hand, if states are localized and close to basis states, the imbalance will be peaked around the values corresponding to dimer configurations of the basis states.

The probability distribution of the modulus squared of the imbalance is shown in the two panels of Fig. 5 respectively for low (top panel) and high (bottom panel) values of disorder for the largest system size ($N = 78$). As expected, the imbalance distribution is sharply peaked at 0 for very small values of disorder with an increasing variance for higher disorders. Between $V = 15$ and $V = 20$ the distribution broadens and develops peaks at values $|\mathcal{I}|^2 > 0$ which, at higher disorder ($V \geq 25$), are shown to closely correspond to the imbalance of configuration basis states (shown in dashed lines).

As for 1D systems, the imbalance is a quantity especially useful for characterizing the dynamical properties of the system in different phases. We will further analyze dynamics of the imbalance after a quench in Sec. 3.4.

Eigenstate dimer bond occupation We finally consider a local observable, the dimer bond occupation, and specifically the probability distribution of

$$O_k = \langle \psi | n_k | \psi \rangle \quad (5)$$

where the operator n_k acts on the basis vectors $|b_i\rangle$ as $n_k |b_i\rangle = 1$ if bond k is occupied in b_i and 0 otherwise.

In the limit of a uniformly extended state, all three bonds belonging to a site have the same probability to be occupied, i.e. $1/3$. As shown in the main panel of Fig. 6, for a delocalized eigenstate, this translates into a probability distribution of O sharply peaked at $1/3$ for low disorder values, with an increasing variance for higher disorders. At disorder between $V = 15$ to $V = 20$ the distribution becomes bimodal with two peaks at $O = 0$ and $O = 1$, meaning that the eigenstates start to resemble some given dimer configurations. In the limit of infinite disorder, where the eigenstates coincide with the configuration states, the distribution is $2/3 \delta(0) + 1/3 \delta(1)$, given that one bond per lattice site is occupied. In the inset of Fig. 6 the expected behavior is further evidenced by the computation of the integral of the peaks in small intervals near 0 (solid lines) and 1 (dashed lines) respectively; for increasing system size and disorder strength, the peaks approach $2/3$ and $1/3$ respectively.

3.3 Half-system entanglement entropy

Next, we consider the entanglement properties of eigenstates through their von Neumann entanglement entropy

$$S = -\text{Tr} \rho_A \ln \rho_A \quad (6)$$

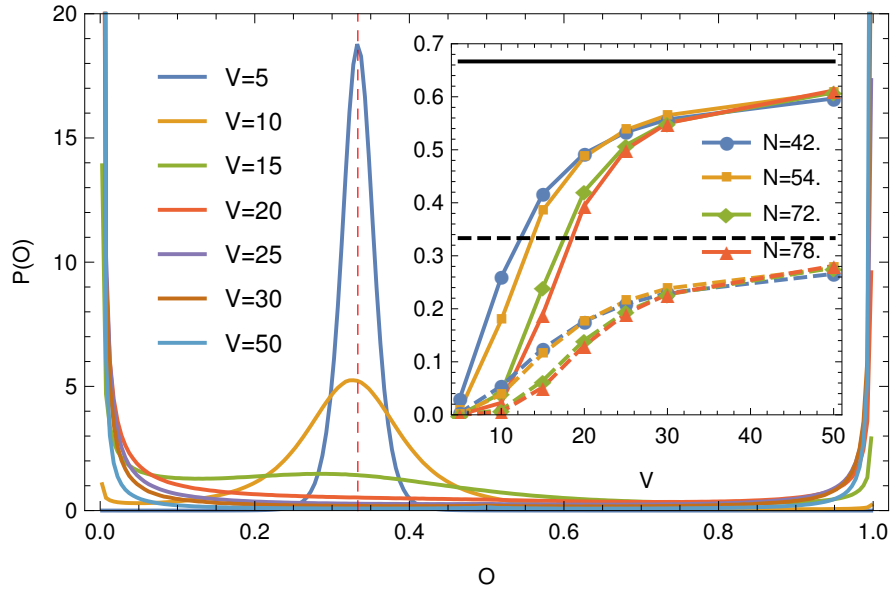


Figure 6: Probability distribution of bond occupation for the system size $N = 78$. *Inset.* Integral of $P(O)$ over a small interval ($\leq 5\%$) near $O = 0$ (solid lines) and $O = 1$ (dashed lines), compared to the respective limit values $2/3$ and $1/3$.

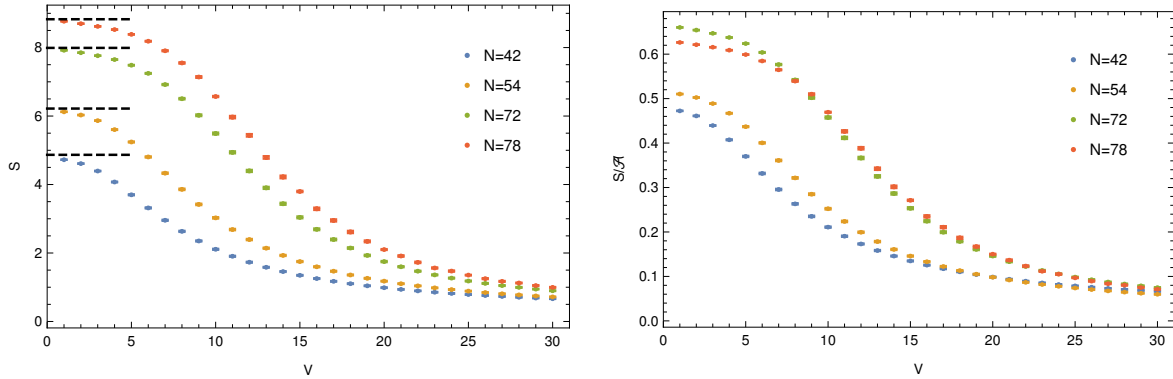


Figure 7: *Left panel.* Entanglement entropy S as a function of the disorder V and for different sample sizes. The dashed lines are the bipartite entanglement entropy for random states, averaged over 10^4 realizations, and represent the limiting value of the entanglement entropy of eigenstates as $V \rightarrow 0$. *Right panel.* Entanglement entropy rescaled with the size of the boundary \mathcal{A} of the bipartition, showing a collapse, and thus an area-law scaling, at high disorder values.

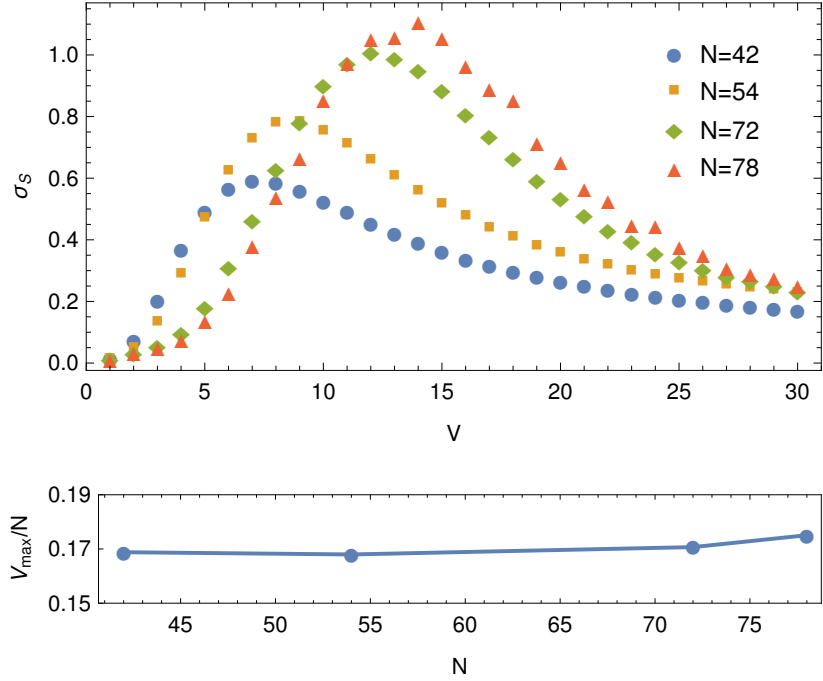


Figure 8: *Top panel.* Standard deviation of the entanglement entropy as a function of disorder for different sample sizes. *Bottom panel.* Position of the maximum entanglement entropy standard deviation V_{max} scaled by the system size, as a function of the system size. For the range of accessible sizes, V_{max} has an approximately linear increase with system size.

where A is a region comprising half of the sample and $\rho_A = \text{Tr}_B \rho$ is the reduced density matrix obtained from an eigenstate by tracing out the complementary region B . The analysis of the entanglement entropy has been especially useful in the study of MBL transitions given the low, area law entanglement of all localized states, to be compared with a volume law scaling in the extended phase [12, 20, 54, 55]. In the clusters taken into consideration, there is some freedom in the choice of the two regions A and B ; here, where possible, we consider a cut that runs parallel to the lattice vectors. The two regions are shown in red and blue respectively in Fig. 1 of the main text and in Fig. 14 in the appendix.

In the top panel of Fig. 7 we show the entanglement entropy Eq.(6) as a function of the disorder strength V for different sample sizes. For low- V values, we see that S approaches the value obtained for random states (shown in the figure as a dashed line) as $V \rightarrow 0$, thus making evident a volume law entanglement. At high disorder, on the other hand, we observe an area law growth; specifically, by considering S/\mathcal{A} where \mathcal{A} is the length of the boundary between the two subsections, we observe a collapse (see Fig. 7 bottom panel). Interestingly, as seen for other quantities, the curves for different system sizes collapse in pairs, at around $V = 18$ for sizes $N = 42$ and $N = 54$ and at $V = 20$ for sizes $N = 72$ and $N = 78$, with both sets of curves collapsing only for larger V .

Given the relatively arbitrary choice of the boundary of the bipartition, as an additional comparison and justification for adequateness of the use of volume and \mathcal{A} area laws, we considered the entanglement entropy of some special states. One class is the already mentioned random states with volume law entanglement growth. We additionally considered the uniform

(‘Rokhsar-Kivelson’ [45]) state $\psi_{\text{RK}} = 1/\sqrt{\mathcal{N}_H} |11 \dots 1\rangle$ and the ground state of the model (1) with no disorder and a small constant field V_c , which both have an area law entanglement scaling. The entanglement entropy computed for the clusters and the cuts under consideration indeed scales with \mathcal{A} as expected (see Appendix C and Fig. 16).

In order to better understand the position of a transition point, we consider the variance of the entanglement entropy distribution as a function of disorder. The variance is expected to have a peak at the transition value (with possibly strong finite-size corrections) [54, 55]. In the main panel of Fig. 8 we show the standard deviation σ_S of S for the eigenstates in the energy window around $E = 0$ and for different disorder realizations. A peak is present, although with a substantial drift towards higher disorder values. The position of the peak rescaled with cluster size shows an approximately linear increase with respect to the system size (see bottom panel). Thus, for the entanglement entropy, system sizes up to $N = 78$ do not show convergence to a finite transition value. This might be an indication that the system sizes that we considered are still within the non-universal scaling regime or that the transition does not hold asymptotically in the thermodynamic limit.

3.4 Dynamics

We finally consider the dynamical properties of the system. Starting from a product state, which is taken as an element of the computational basis, we perform a quench to the disordered model:

$$|\psi(t)\rangle = \exp(-iHt) |\psi(0)\rangle. \quad (7)$$

The chosen initial state $|\psi(0)\rangle$ is the same as the reference state for the imbalance calculation in Sec. 3.2. In the 1D MBL phase, transport of local quantities is absent and entanglement has a well-understood slow logarithmic growth [22, 56, 57]. We look for these markers of localization in the present model at high disorder. We consider the same clusters that have been used in the exact diagonalization analysis, that is $N = 42, 54, 72$ and 78 , with the addition of the $N = 96$ and 108 clusters. The time evolution is performed through full exact diagonalization for the clusters $N = 42$ and 54 , and with the Krylov method for the larger ones. We average over $10^4 \div 10^3$ disorder realizations for clusters up to $N = 96$ and around 100 realizations for the largest cluster $N = 108$.

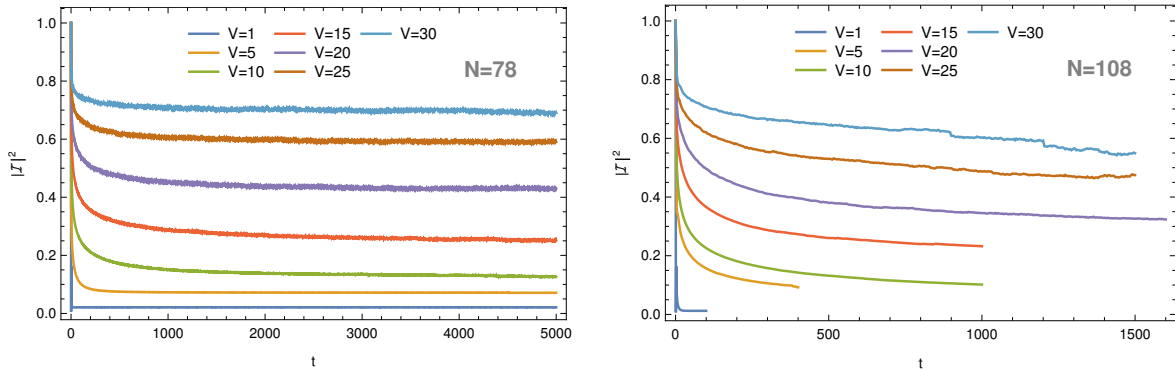


Figure 9: Modulus-squared imbalance $|I|^2$ as a function of time for the two clusters $N = 78$ (left) and $N = 108$ (right).

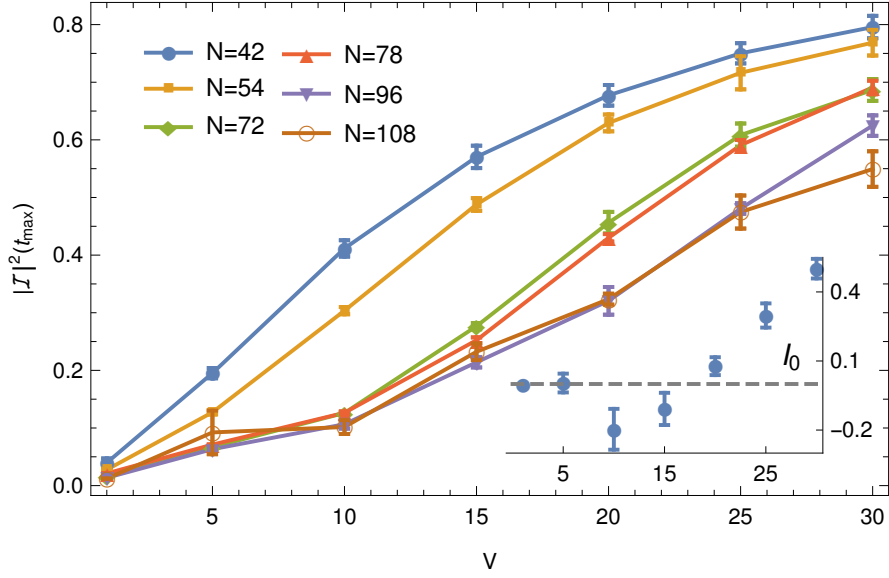


Figure 10: Asymptotic value of modulus-squared imbalance at long times, as a function of disorder. *Inset.* Coefficient I_0 of the scaling function $|\mathcal{I}|^2 = I_0 + a/N$ as a function of disorder.

Imbalance We start by considering the imbalance of the time-evolved state with respect to the initial state, as defined in Sec. 3.2 and Eq. (4). In Fig. 9 we show the modulus-squared imbalance as a function of time for various values of the disorder V for the system sizes $N = 78$ and $N = 108$. An imbalance value $|\mathcal{I}|^2 > 0$ indicates that some memory of the initial state is kept after the time evolution. From Fig. 9, we see a decrease and, for most disorder values, a saturation of the imbalance (namely for the $N = 78$ cluster for which longer times are available). For this reason, we look at the asymptotic value, estimated from the last available point of the time evolution, and look at its scaling with the system size. We remark that, while for the smallest clusters $N = 42$ and $N = 54$ we are able to obtain the evolved states at very large times, for the larger sizes and with the Krylov time evolution we are only able to reach times of order $t = 1000$ (in units of the inverse of the plaquette flip energy scale τ) according to the system size and the disorder strength. An appropriate error is attributed to the points that are not sufficiently close to the saturation value.

In Fig. 10, we show the asymptotic values as a function of the disorder highlighting their dependence on the system size. For finite size systems it is expected that $|\mathcal{I}|^2 > 0$ and one should therefore look at the thermodynamic limit. We extrapolate the infinite-size imbalance $I_0(V)$ from a scaling function of the form $|\mathcal{I}|^2 = I_0 + a/N$, and we observe (see inset) that it is 0, or reasonably close to it, for $V \lesssim 20$, while it increases to non-zero values for $V > 20$, indicating a localized state where some memory of the initial state is kept at infinite time.

Entanglement entropy A known remarkable feature of the localized phase in one dimension is a slow growth of the entanglement, which spreads logarithmically in time as opposed to a ballistic (linear in time) spread in the extended phase. In finite systems the growth is eventually limited by the corresponding volume law in the two phases [22–24, 56–58]. We remark that given the geometry imposed by the entanglement cut of the 2d system (see Fig. 1b

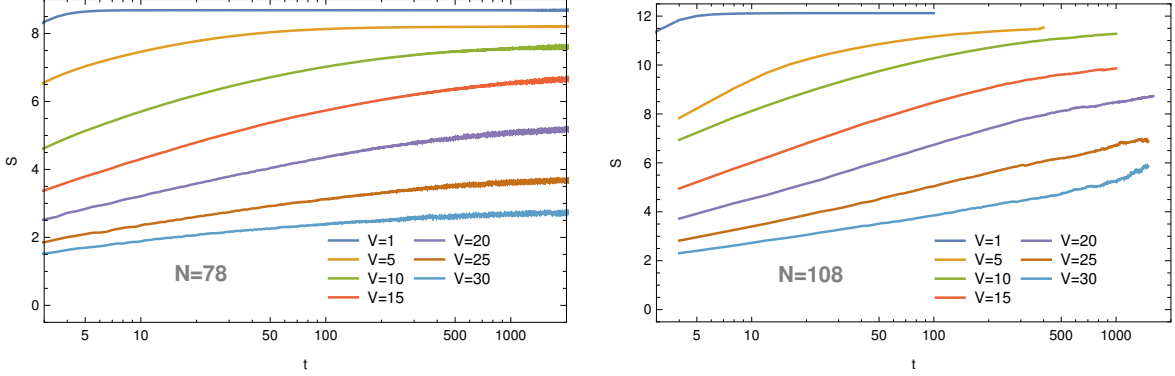


Figure 11: Bipartite entanglement entropy as a function of time for two system sizes, $N = 78$ (top panel) and $N = 108$ (bottom panel), showing a logarithmic growth at high disorder ($V \geq 20$).

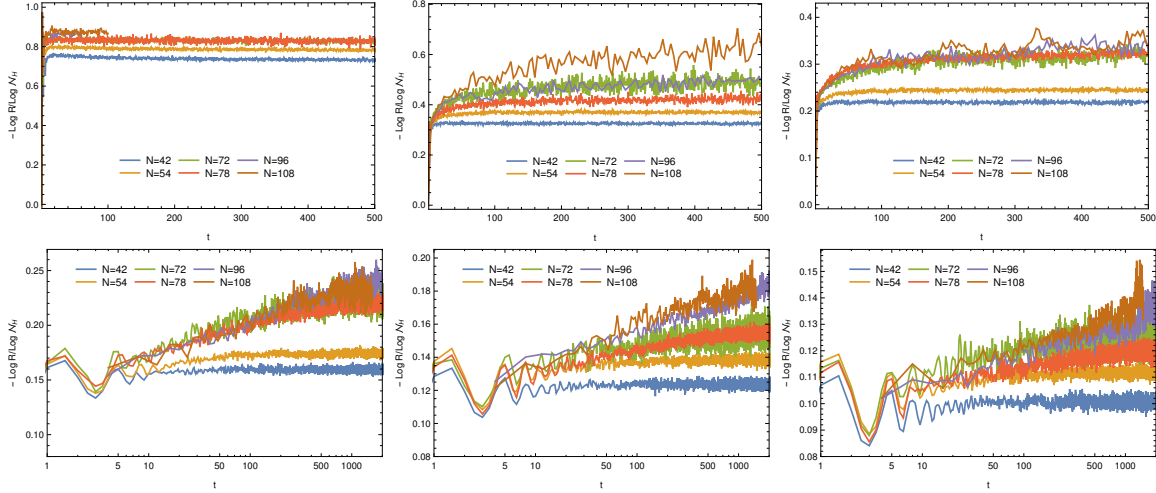


Figure 12: Time dynamics of the return probability of the initial product state, rescaled by the system size $-\ln R / \ln \mathcal{N}_H$. *Top row.* Values for low disorder: from left to right, $V = 1$, $V = 10$ and $V = 15$. *Bottom row.* Values for high disorder, showing a logarithmic decrease: from left to right, $V = 20$, $V = 25$ and $V = 30$.

and 14), entanglement can spread only in the direction perpendicular to the cut, and we thus expect a spread similar to a 1D localized phase in this case.

In Fig. 11, we show the bipartite entanglement entropy, as defined in Eq. (6), as a function of time, for the cluster sizes $N = 78$ and $N = 108$. For low disorder, a fast saturation to the volume law value can be readily observed. As disorder increases, the entanglement entropy continues to quickly reach a size-dependent limiting value. For disorders $V \gtrsim 20$, a logarithmic growth appears to be present, consistent with the existence of a MBL phase. We note that this feature is only visible in the largest clusters, $N = 96$ and $N = 108$, highlighting the need of analysing very large system sizes in order to obtain evidence of a localized phase.

Return probability We then consider the return probability $R = |\langle \psi(t) | \psi(0) \rangle|$. Being an overlap of two vectors in the Hilbert space, one expects that it will be exponentially small (scaling as the inverse of the Hilbert space size) at long times in both ergodic and localized phases, but its time dependence may reveal non-trivial differences. To account for the system size scaling, we consider (minus) the logarithm of the return probability rescaled with the (log of the) Hilbert space size $-\ln R / \ln \mathcal{N}_H$ which is displayed as a function of time in Fig. 12 for six values of the disorder V . For low disorder ($V = 1$, $V = 10$ and $V = 15$, top row in Fig. 12) the rescaled return probability quickly reaches a limiting value, which is smaller in absolute value as the disorder increases. At larger disorder ($V \gtrsim 20$), a logarithmic increase appears for larger system sizes, indicating a slow spreading in a range consistent with the one obtained from entanglement entropy and the participation entropy results shown below. We finally note that there is reasonable collapse between different system sizes (except the smallest two $N = 42$ and $N = 54$).

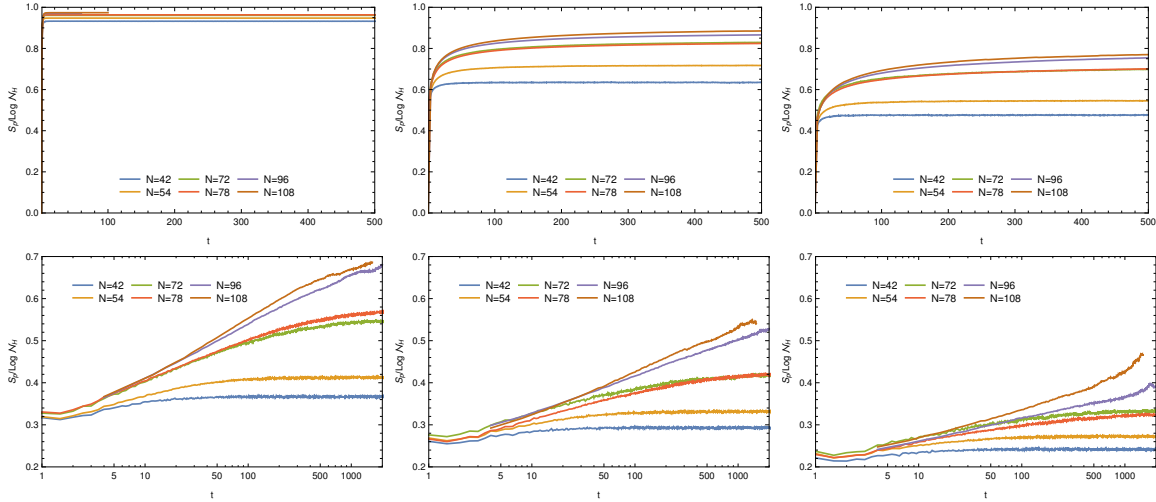


Figure 13: Participation entropy rescaled by the size of the Hilbert space $S_p / \ln \mathcal{N}_H$ as a function of time. *Top row.* Values for low disorder: from left to right, $V = 1$, $V = 10$ and $V = 15$. *Bottom row.* Values for high disorder, showing a logarithmic growth: from left to right, $V = 20$, $V = 25$ and $V = 30$.

Participation entropy Finally, we consider the participation entropy, as defined in Eq. (3), of the time evolved state. In Fig. 13 we show the participation entropy, rescaled by the logarithm of the Hilbert space size, as a function of time, for six values of the disorder strength. For the small disorders $V = 1$, $V = 10$ and $V = 15$, shown in the top row, a quick saturation to system-size dependent values can be readily observed, with notably a saturation to a value very close to 1 for very small disorder; for higher, $V \geq 20$ disorders, shown in logarithmic scale in the bottom row of Fig. 4, a slow, logarithmic growth suggesting localization becomes apparent for the two largest system sizes. The behavior of the participation entropy thus closely resembles the one of the bipartite entanglement entropy.

4 Conclusions

The analysis of the eigenstates and of the dynamics after a quench suggest the same conclusions than the ones reached in a similar disordered QDM on the square lattice [48]: the presence of an extended and a many-body localized phase at low and high disorder respectively. This conclusion is justified by the study of a large system size, as large as possible with unbiased numerical methods, up to $N = 78$ for exact diagonalization and $N = 108$ for dynamics. The analysis of large sizes is essential in finding some characteristic features of MBL, such as the slow logarithmic growth of entanglement entropy.

From our analysis on finite systems at finite times, however, it cannot be excluded that, in the thermodynamic limit, there is no transition but a crossover to increasingly slow dynamics. This is hinted by e.g. the linear scaling with system size of the maximum of the entanglement entropy variance (even though this quantity does not accurately locate the transition, already in the standard model of MBL in 1D [12]). We remark that in that case the time scales for thermalization at high disorder would likely still be so long for the system to be effectively localized for practical purposes, in particular potential experimental platforms.

We also attempted a scaling analysis (done through the bayesian method [59]) on some of the quantities presented in Sec. 3. With the available system sizes, it was not possible to obtain a collapse. This tends to suggest that, if a true transition exists, the finite systems considered are not large enough to be in the universal scaling regime.

The analysis presented in this work makes use of dimers on a peculiar lattice: in other words, we use a very constrained model in order to numerically study the 2D MBL problem in the largest physical system attainable with the current numerical capabilities. Considering the current lack of theoretical arguments for MBL in 2D, alternative opportunities come from possible experimental realizations in specifically arranged experimental setups. There has been a lot of recent effort devoted to perform analog quantum simulations of lattice gauge theories (see Ref. [60] for a recent review), in order to implement experimentally e.g. the Gauss law equivalent to the dimer constraint. Let us for instance highlight explicit proposals for implementing QDMs with different possible setups using Rydberg atoms [61–63]. Finally, it would be interesting to see whether the constraints and the non-tensor product structure in QDM could allow the existence of quantum scar states [64], similar e.g. to what happens in the 1D constrained PXP model. These scar states have been argued to realize intermediate scenarios between the extended and localized paradigms.

Acknowledgments

This work benefited from the support of the project THERMOLOC ANR-16-CE30-0023-02 of the French National Research Agency (ANR) and by the French Programme Investissements d’Avenir under the program ANR-11-IDEX-0002-02, reference ANR-10-LABX-0037-NEXT. This project has received funding from the European Union’s Horizon 2020 research and innovation programme under the Marie Skłodowska-Curie grant agreement No 838773. We acknowledge PRACE for awarding access to HLRS’s Hazel Hen computer based in Stuttgart, Germany under grant number 2016153659, as well as the use of HPC resources from CALMIP (grants 2017-P0677 and 2018-P0677) and GENCI (grant x2018050225). The computer codes that allowed to obtain the results presented in Sec. 3 make use of the libraries PETSc [65, 66],

SLEPc [67, 68] and Strumpack [69, 70].

References

- [1] D. M. Basko, I. L. Aleiner and B. L. Altshuler, *Metal–insulator transition in a weakly interacting many-electron system with localized single-particle states*, Ann. Phys. **321**, 1126 (2006), doi:[10.1016/j.aop.2005.11.014](https://doi.org/10.1016/j.aop.2005.11.014).
- [2] I. V. Gornyi, A. D. Mirlin and D. G. Polyakov, *Interacting Electrons in Disordered Wires: Anderson Localization and Low- T Transport*, Phys. Rev. Lett. **95**(20), 206603 (2005), doi:[10.1103/PhysRevLett.95.206603](https://doi.org/10.1103/PhysRevLett.95.206603).
- [3] R. Nandkishore and D. A. Huse, *Many-Body Localization and Thermalization in Quantum Statistical Mechanics*, Annual Review of Condensed Matter Physics **6**(1), 15 (2015), doi:[10.1146/annurev-conmatphys-031214-014726](https://doi.org/10.1146/annurev-conmatphys-031214-014726).
- [4] F. Alet and N. Laflorencie, *Many-body localization: An introduction and selected topics*, Comptes Rendus Physique **19**(6), 498 (2018), doi:[10.1016/j.crhy.2018.03.003](https://doi.org/10.1016/j.crhy.2018.03.003).
- [5] D. A. Abanin and Z. Papić, *Recent progress in many-body localization*, Annalen der Physik **529**(7), 1700169 (2017), doi:[10.1002/andp.201700169](https://doi.org/10.1002/andp.201700169).
- [6] D. A. Abanin, E. Altman, I. Bloch and M. Serbyn, *Many-body localization, thermalization, and entanglement*, Rev. Mod. Phys. **91**(2), 021001 (2019), doi:[10.1103/RevModPhys.91.021001](https://doi.org/10.1103/RevModPhys.91.021001).
- [7] C. Gogolin and J. Eisert, *Equilibration, thermalisation, and the emergence of statistical mechanics in closed quantum systems*, Reports on Progress in Physics **79**(5), 056001 (2016), doi:[10.1088/0034-4885/79/5/056001](https://doi.org/10.1088/0034-4885/79/5/056001).
- [8] F. Pietracaprina, C. Gogolin and J. Goold, *Total correlations of the diagonal ensemble as a generic indicator for ergodicity breaking in quantum systems*, Phys. Rev. B **95**, 125118 (2017), doi:[10.1103/PhysRevB.95.125118](https://doi.org/10.1103/PhysRevB.95.125118).
- [9] M. Schreiber, S. S. Hodgman, P. Bordia, H. P. Lüschen, M. H. Fischer, R. Vosk, E. Altman, U. Schneider and I. Bloch, *Observation of many-body localization of interacting fermions in a quasirandom optical lattice*, Science **349**(6250), 842 (2015), doi:[10.1126/science.aaa7432](https://doi.org/10.1126/science.aaa7432).
- [10] J.-y. Choi, S. Hild, J. Zeiher, P. Schauß, A. Rubio-Abadal, T. Yefsah, V. Khemani, D. A. Huse, I. Bloch and C. Gross, *Exploring the many-body localization transition in two dimensions*, Science **352**(6293), 1547 (2016), doi:[10.1126/science.aaf8834](https://doi.org/10.1126/science.aaf8834).
- [11] A. Pal and D. A. Huse, *Many-body localization phase transition*, Phys. Rev. B **82**(17), 174411 (2010), doi:[10.1103/PhysRevB.82.174411](https://doi.org/10.1103/PhysRevB.82.174411).
- [12] D. J. Luitz, N. Laflorencie and F. Alet, *Many-body localization edge in the random-field Heisenberg chain*, Phys. Rev. B **91**, 081103 (2015), doi:[10.1103/PhysRevB.91.081103](https://doi.org/10.1103/PhysRevB.91.081103).

- [13] A. De Luca and A. Scardicchio, *Ergodicity breaking in a model showing many-body localization*, Europhys. Lett. **101**, 37003 (2013), doi:[10.1209/0295-5075/101/37003](https://doi.org/10.1209/0295-5075/101/37003).
- [14] V. Oganesyan and D. A. Huse, *Localization of interacting fermions at high temperature*, Phys. Rev. B **75**, 155111 (2007), doi:[10.1103/PhysRevB.75.155111](https://doi.org/10.1103/PhysRevB.75.155111).
- [15] D. A. Huse, R. Nandkishore and V. Oganesyan, *Phenomenology of certain many-body-localized systems*, Phys. Rev. B **90**(17), 174202 (2014), doi:[10.1103/PhysRevB.90.174202](https://doi.org/10.1103/PhysRevB.90.174202).
- [16] J. Z. Imbrie, V. Ros and A. Scardicchio, *Local integrals of motion in many-body localized systems*, Annalen der Physik **529** (2017), doi:[10.1002/andp.201600278](https://doi.org/10.1002/andp.201600278).
- [17] V. Ros, M. Müller and A. Scardicchio, *Integrals of motion in the many-body localized phase*, Nucl. Phys. B **891**, 420 (2015), doi:[10.1016/j.nuclphysb.2014.12.014](https://doi.org/10.1016/j.nuclphysb.2014.12.014).
- [18] M. Serbyn, Z. Papić and D. A. Abanin, *Local conservation laws and the structure of the many-body localized states*, Phys. Rev. Lett. **111**(12), 127201 (2013), doi:[10.1103/PhysRevLett.111.127201](https://doi.org/10.1103/PhysRevLett.111.127201).
- [19] A. Chandran, I. H. Kim, G. Vidal and D. A. Abanin, *Constructing local integrals of motion in the many-body localized phase*, Phys. Rev. B **91**(8), 085425 (2015), doi:[10.1103/PhysRevB.91.085425](https://doi.org/10.1103/PhysRevB.91.085425).
- [20] B. Bauer and C. Nayak, *Area laws in a many-body localized state and its implications for topological order*, J. Stat. Mech. **2013**, P09005 (2013), doi:[10.1088/1742-5468/2013/09/P09005](https://doi.org/10.1088/1742-5468/2013/09/P09005).
- [21] M. Friesdorf, A. H. Werner, W. Brown, V. B. Scholz and J. Eisert, *Many-body localization implies that eigenvectors are matrix-product states*, Phys. Rev. Lett. **114**, 170505 (2015), doi:[10.1103/PhysRevLett.114.170505](https://doi.org/10.1103/PhysRevLett.114.170505).
- [22] M. Žnidarič, T. Prosen and P. Prelovšek, *Many-body localization in the Heisenberg XXZ magnet in a random field*, Phys. Rev. B **77**, 064426 (2008), doi:[10.1103/PhysRevB.77.064426](https://doi.org/10.1103/PhysRevB.77.064426).
- [23] M. Serbyn, Z. Papić and D. A. Abanin, *Universal slow growth of entanglement in interacting strongly disordered systems*, Phys. Rev. Lett. **110**, 260601 (2013), doi:[10.1103/PhysRevLett.110.260601](https://doi.org/10.1103/PhysRevLett.110.260601).
- [24] A. Nanduri, H. Kim and D. A. Huse, *Entanglement spreading in a many-body localized system*, Phys. Rev. B **90**, 064201 (2014), doi:[10.1103/PhysRevB.90.064201](https://doi.org/10.1103/PhysRevB.90.064201).
- [25] S. Choi, N. Y. Yao, S. Gopalakrishnan and M. D. Lukin, *Quantum control of many-body localized states* (2015), [1508.06992](https://arxiv.org/abs/1508.06992).
- [26] N. Y. Yao, C. R. Laumann and A. Vishwanath, *Many-body localization protected quantum state transfer* (2015), [1508.06995](https://arxiv.org/abs/1508.06995).
- [27] E. A. A. V. Yasaman Bahri, Ronen Vosk, *Localization and topology protected quantum coherence at the edge of hot matter*, Nat. Commun. **6**, 7341 (2015), doi:[10.1038/ncomms8341](https://doi.org/10.1038/ncomms8341).

- [28] J. Imbrie, *On many-body localization for quantum spin chains*, J Stat Phys **163**, 998 (2016), doi:[10.1007/s10955-016-1508-x](https://doi.org/10.1007/s10955-016-1508-x).
- [29] J. Z. Imbrie, *Diagonalization and many-body localization for a disordered quantum spin chain*, Phys. Rev. Lett. **117**, 027201 (2016), doi:[10.1103/PhysRevLett.117.027201](https://doi.org/10.1103/PhysRevLett.117.027201).
- [30] W. De Roeck and F. Huveneers, *Stability and instability towards delocalization in many-body localization systems*, Phys. Rev. B **95**, 155129 (2017), doi:[10.1103/PhysRevB.95.155129](https://doi.org/10.1103/PhysRevB.95.155129).
- [31] I.-D. Potirniche, S. Banerjee and E. Altman, *Exploration of the stability of many-body localization in $d > 1$* , Phys. Rev. B **99**, 205149 (2019), doi:[10.1103/PhysRevB.99.205149](https://doi.org/10.1103/PhysRevB.99.205149).
- [32] P. Bordia, H. Lüschen, S. Scherg, S. Gopalakrishnan, M. Knap, U. Schneider and I. Bloch, *Probing slow relaxation and many-body localization in two-dimensional quasiperiodic systems*, Phys. Rev. X **7**, 041047 (2017), doi:[10.1103/PhysRevX.7.041047](https://doi.org/10.1103/PhysRevX.7.041047).
- [33] P. A. Wahl, T.B. and S. Simon, *Signatures of the many-body localized regime in two dimensions*, Nature Phys **15**, 164 (2019), doi:[10.1038/s41567-018-0339-x](https://doi.org/10.1038/s41567-018-0339-x).
- [34] S. J. Thomson and M. Schiró, *Time evolution of many-body localized systems with the flow equation approach*, Phys. Rev. B **97**, 060201 (2018), doi:[10.1103/PhysRevB.97.060201](https://doi.org/10.1103/PhysRevB.97.060201).
- [35] G. De Tomasi, F. Pollmann and M. Heyl, *Efficiently solving the dynamics of many-body localized systems at strong disorder*, Phys. Rev. B **99**, 241114 (2019), doi:[10.1103/PhysRevB.99.241114](https://doi.org/10.1103/PhysRevB.99.241114).
- [36] S. D. Geraedts, R. Nandkishore and N. Regnault, *Many-body localization and thermalization: Insights from the entanglement spectrum*, Phys. Rev. B **93**, 174202 (2016), doi:[10.1103/PhysRevB.93.174202](https://doi.org/10.1103/PhysRevB.93.174202).
- [37] E. van Nieuwenburg, Y. Baum and G. Refael, *From bloch oscillations to many-body localization in clean interacting systems*, PNAS **116**(19), 9269 (2019), doi:[10.1073/pnas.1819316116](https://doi.org/10.1073/pnas.1819316116).
- [38] S. Inglis and L. Pollet, *Accessing many-body localized states through the generalized gibbs ensemble*, Phys. Rev. Lett. **117**, 120402 (2016), doi:[10.1103/PhysRevLett.117.120402](https://doi.org/10.1103/PhysRevLett.117.120402).
- [39] E. V. H. Doggen, I. V. Gornyi, A. D. Mirlin and D. G. Polyakov, *Slow many-body delocalization beyond one dimension* (2020), [2002.07635](https://arxiv.org/abs/2002.07635).
- [40] A. Kshetrimayum, M. Goihl and J. Eisert, *Time evolution of many-body localized systems in two spatial dimensions* (2019), [1910.11359](https://arxiv.org/abs/1910.11359).
- [41] D. M. Kennes, *Many-body localization in two dimensions from projected entangled-pair states* (2018), [1811.04126](https://arxiv.org/abs/1811.04126).
- [42] Y. Bar Lev and D. R. Reichman, *Slow dynamics in a two-dimensional anderson-hubbard model*, Europhys. Lett. **113**(4), 46001 (2016), doi:[10.1209/0295-5075/113/46001](https://doi.org/10.1209/0295-5075/113/46001).
- [43] F. Pietracaprina, N. Macé, D. J. Luitz and F. Alet, *Shift-invert diagonalization of large many-body localizing spin chains*, SciPost Physics **5**(5), 045 (2018), doi:[10.21468/SciPostPhys.5.5.045](https://doi.org/10.21468/SciPostPhys.5.5.045).

- [44] P. W. Kasteleyn, *Dimer Statistics and Phase Transitions*, Journal of Mathematical Physics **4**(2), 287 (1963), doi:[10.1063/1.1703953](https://doi.org/10.1063/1.1703953).
- [45] D. S. Rokhsar and S. A. Kivelson, *Superconductivity and the quantum hard-core dimer gas*, Phys. Rev. Lett. **61**, 2376 (1988), doi:[10.1103/PhysRevLett.61.2376](https://doi.org/10.1103/PhysRevLett.61.2376).
- [46] R. Moessner, S. L. Sondhi and P. Chandra, *Phase diagram of the hexagonal lattice quantum dimer model*, Phys. Rev. B **64**, 144416 (2001), doi:[10.1103/PhysRevB.64.144416](https://doi.org/10.1103/PhysRevB.64.144416).
- [47] J. Feldmeier, F. Pollmann and M. Knap, *Emergent glassy dynamics in a quantum dimer model*, Phys. Rev. Lett. **123**, 040601 (2019), doi:[10.1103/PhysRevLett.123.040601](https://doi.org/10.1103/PhysRevLett.123.040601).
- [48] H. Théveniaut, Z. Lan and F. Alet, *Many-body localization transition in a two-dimensional disordered quantum dimer model* (2019), [1902.04091](https://arxiv.org/abs/1902.04091).
- [49] T. Schlittler, T. Barthel, G. Misguich, J. Vidal and R. Mosseri, *Phase diagram of an extended quantum dimer model on the hexagonal lattice*, Phys. Rev. Lett. **115**, 217202 (2015), doi:[10.1103/PhysRevLett.115.217202](https://doi.org/10.1103/PhysRevLett.115.217202).
- [50] O. Cépas, *Colorings of odd or even chirality on hexagonal lattices*, Phys. Rev. B **95**, 064405 (2017), doi:[10.1103/PhysRevB.95.064405](https://doi.org/10.1103/PhysRevB.95.064405).
- [51] A. Nauts and R. E. Wyatt, *New approach to many-state quantum dynamics: The recursive-residue-generation method*, Phys. Rev. Lett. **51**, 2238 (1983), doi:[10.1103/PhysRevLett.51.2238](https://doi.org/10.1103/PhysRevLett.51.2238).
- [52] Y. Y. Atas, E. Bogomolny, O. Giraud and G. Roux, *Distribution of the ratio of consecutive level spacings in random matrix ensembles*, Phys. Rev. Lett. **110**, 084101 (2013), doi:[10.1103/PhysRevLett.110.084101](https://doi.org/10.1103/PhysRevLett.110.084101).
- [53] N. Macé, F. Alet and N. Laflorencie, *Multifractal scalings across the many-body localization transition*, Phys. Rev. Lett. **123**, 180601 (2019), doi:[10.1103/PhysRevLett.123.180601](https://doi.org/10.1103/PhysRevLett.123.180601).
- [54] J. A. Kjäll, J. H. Bardarson and F. Pollmann, *Many-body localization in a disordered quantum ising chain*, Phys. Rev. Lett. **113**, 107204 (2014), doi:[10.1103/PhysRevLett.113.107204](https://doi.org/10.1103/PhysRevLett.113.107204).
- [55] V. Khemani, S. P. Lim, D. N. Sheng and D. A. Huse, *Critical properties of the many-body localization transition*, Phys. Rev. X **7**, 021013 (2017), doi:[10.1103/PhysRevX.7.021013](https://doi.org/10.1103/PhysRevX.7.021013).
- [56] J. H. Bardarson, F. Pollmann and J. E. Moore, *Unbounded Growth of Entanglement in Models of Many-Body Localization*, Phys. Rev. Lett. **109**, 017202 (2012), doi:[10.1103/PhysRevLett.109.017202](https://doi.org/10.1103/PhysRevLett.109.017202).
- [57] D. J. Luitz, N. Laflorencie and F. Alet, *Extended slow dynamical regime close to the many-body localization transition*, Phys. Rev. B **93**, 060201 (2016), doi:[10.1103/PhysRevB.93.060201](https://doi.org/10.1103/PhysRevB.93.060201).
- [58] H. Kim and D. A. Huse, *Ballistic spreading of entanglement in a diffusive nonintegrable system*, Phys. Rev. Lett. **111**, 127205 (2013), doi:[10.1103/PhysRevLett.111.127205](https://doi.org/10.1103/PhysRevLett.111.127205).

- [59] K. Harada, *Bayesian inference in the scaling analysis of critical phenomena*, Phys. Rev. E **84**, 056704 (2011), doi:[10.1103/PhysRevE.84.056704](https://doi.org/10.1103/PhysRevE.84.056704).
- [60] M. C. Bañuls, R. Blatt, J. Catani, A. Celi, J. I. Cirac, M. Dalmonte, L. Fallani, K. Jansen, M. Lewenstein, S. Montangero, C. A. Muschik, B. Reznik *et al.*, *Simulating lattice gauge theories within quantum technologies* (2019), [1911.00003](https://arxiv.org/abs/1911.00003).
- [61] A. W. Glaetzle, M. Dalmonte, R. Nath, I. Rousochatzakis, R. Moessner and P. Zoller, *Quantum spin-ice and dimer models with rydberg atoms*, Phys. Rev. X **4**, 041037 (2014), doi:[10.1103/PhysRevX.4.041037](https://doi.org/10.1103/PhysRevX.4.041037).
- [62] A. W. Glaetzle, M. Dalmonte, R. Nath, C. Gross, I. Bloch and P. Zoller, *Designing frustrated quantum magnets with laser-dressed rydberg atoms*, Phys. Rev. Lett. **114**, 173002 (2015), doi:[10.1103/PhysRevLett.114.173002](https://doi.org/10.1103/PhysRevLett.114.173002).
- [63] A. Celi, B. Vermersch, O. Viyuela, H. Pichler, M. D. Lukin and P. Zoller, *Emerging 2d gauge theories in rydberg configurable arrays* (2019), [1907.03311](https://arxiv.org/abs/1907.03311).
- [64] C. J. Turner, A. A. Michailidis, D. A. Abanin, M. Serbyn and Z. Papić, *Weak ergodicity breaking from quantum many-body scars*, Nature Physics **14**(7), 745 (2018), doi:[10.1038/s41567-018-0137-5](https://doi.org/10.1038/s41567-018-0137-5).
- [65] S. Balay, W. D. Gropp, L. C. McInnes and B. F. Smith, *Efficient management of parallelism in object oriented numerical software libraries*, In E. Arge, A. M. Bruaset and H. P. Langtangen, eds., *Modern Software Tools in Scientific Computing*, pp. 163–202. Birkhäuser Press, doi:[10.1007/978-1-4612-1986-6_8](https://doi.org/10.1007/978-1-4612-1986-6_8) (1997).
- [66] S. Balay, S. Abhyankar, M. F. Adams, J. Brown, P. Brune, K. Buschelman, L. Dalcin, V. Eijkhout, W. D. Gropp, D. Kaushik, M. G. Knepley, L. C. McInnes *et al.*, *PETSc users manual*, Tech. Rep. ANL-95/11 - Revision 3.8, Argonne National Laboratory (2017).
- [67] V. Hernandez, J. E. Roman and V. Vidal, *SLEPc: A scalable and flexible toolkit for the solution of eigenvalue problems*, ACM Trans. Math. Software **31**(3), 351 (2005), doi:[10.1145/1089014.1089019](https://doi.org/10.1145/1089014.1089019).
- [68] J. E. Roman, C. Campos, E. Romero and A. Tomas, *SLEPc users manual*, Tech. Rep. DSIC-II/24/02 - Revision 3.8, D. Sistemes Informàtics i Computació, Universitat Politècnica de València (2017).
- [69] P. Ghysels, X. Li, F. Rouet, S. Williams and A. Napov, *An efficient multicore implementation of a novel HSS-structured multifrontal solver using randomized sampling*, SIAM J. Sci. Comput. **38**(5), S358 (2016), doi:[10.1137/15M1010117](https://doi.org/10.1137/15M1010117).
- [70] P. Ghysels, X. S. Li, C. Gorman and F. H. Rouet, *A robust parallel preconditioner for indefinite systems using hierarchical matrices and randomized sampling*, In *2017 IEEE International Parallel and Distributed Processing Symposium (IPDPS)*, pp. 897–906, doi:[10.1109/IPDPS.2017.21](https://doi.org/10.1109/IPDPS.2017.21) (2017).
- [71] M. D. Schulz, S. Dusuel, G. Misguich, K. P. Schmidt and J. Vidal, *Ising anyons with a string tension*, Phys. Rev. B **89**, 201103 (2014), doi:[10.1103/PhysRevB.89.201103](https://doi.org/10.1103/PhysRevB.89.201103).

Appendix

A Overview of the finite-size lattices used

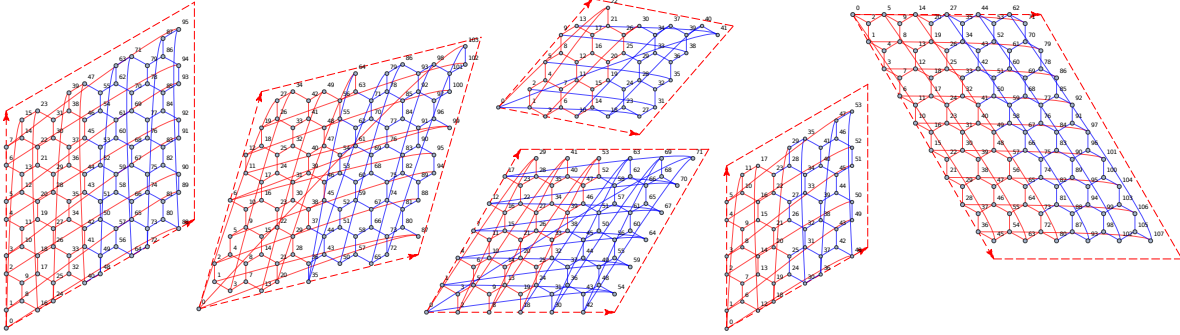


Figure 14: Overview of the honeycomb lattice clusters, with periodic boundary conditions, that have been used for exact diagonalization and dynamics. The red and blue subsystems correspond to the ones used for entanglement entropy computations.

In this work we have used the honeycomb lattices with $N = 42, 54, 72, 78, 96$ and 108 sites shown in Fig. 14. These were all considered with periodic boundary conditions and are constructed with the following basis vectors [71], written in the basis $\{u_1, u_2\}$ where $u_1 = (1, 0)$ and $u_2 = (1/2, \sqrt{3}/2)$:

N	v_1	v_2
42	(1 4)	(5 -1)
54	(3 3)	(6 -3)
72	(6 0)	(6 -6)
78	(2 5)	(7 -2)
96	(4 -8)	(4 -4)
108	(6 0)	(9 -9)

Table 2: Vectors defining the honeycomb lattice clusters that have been used, written in the basis $\{u_1, u_2\}$ where $u_1 = (1, 0)$ and $u_2 = (1/2, \sqrt{3}/2)$.

The separation into two subsystems used for the calculation of the bipartite entanglement entropy is shown in different colors in each cluster. The boundary has been chosen parallel to one of the basis vectors. We note that in some cases (namely, clusters $N = 54$ and $N = 78$) this was not exactly possible but was chosen as close as possible to the parallel boundary line.

B Mobility edge

We present here an additional analysis of the gap ratio defined in Sec. 3.1, this time resolved in energy. The purpose is to identify a possible dependence of the localization transition value from the energy, i.e. the presence of a so-called mobility edge [12].

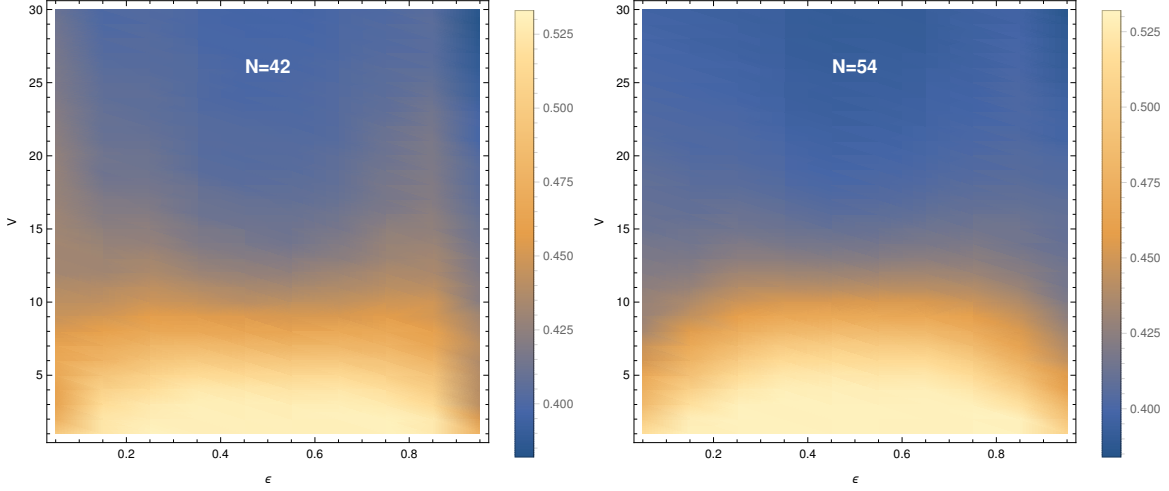


Figure 15: Color map plot of the gap ratio r as a function of the disorder strength V and the rescaled energy ϵ for the $N = 42$ (left panel) and $N = 54$ (right panel) cluster sizes, showing an energy-dependent mobility edge.

For the smallest system sizes, we consider full exact diagonalization. As customary, we introduce the parameter

$$\epsilon = \frac{E - E_{\min}}{E_{\max} - E_{\min}} \in [0, 1]. \quad (8)$$

Thus, from the whole spectrum, we compute the gap ratio for ten ϵ windows of fixed width and average on around 1000 disorder realizations. The result for cluster sizes $N = 42$ and $N = 54$ is shown in Fig. 15. Having only the two smallest system sizes available, we cannot definitively conclude the existence of a mobility edge in the model (1), although Fig. 15 does show an indication of an enhanced localization at the spectrum extrema, which appears more marked for $N = 54$ than $N = 42$.

C Area law entanglement of selected states

Given the different symmetries and aspect ratio of the clusters, dividing them in two subsystems for the purpose of the computation of the bipartite entanglement entropy should be done respecting the vectors of each cluster, as outlined in Appendix A. In order to check that the chosen cut is sufficiently general, we computed the entanglement entropy of some reference states which are known to have an area law as the system size increases. The entanglement entropy, rescaled by the area of the cut, is shown in Fig. 16. The reference states are: the ground state $|\psi_{GS}\rangle$ of the nondisordered model with constant potential $V_e = 0.1$; the ‘Rokhsar-Kivelson’ [45] state $|\psi_{RK}\rangle = 1/\sqrt{\mathcal{N}_H}|11\dots 1\rangle$; two localized states at high disorder, respectively obtained at disorder strength $V = 30$ and $V = 50$. For all states, S/\mathcal{A} is approximately constant with respect to system size N , showing thus the correct area law scaling for the selected cut in all the clusters shown in Fig. 14.

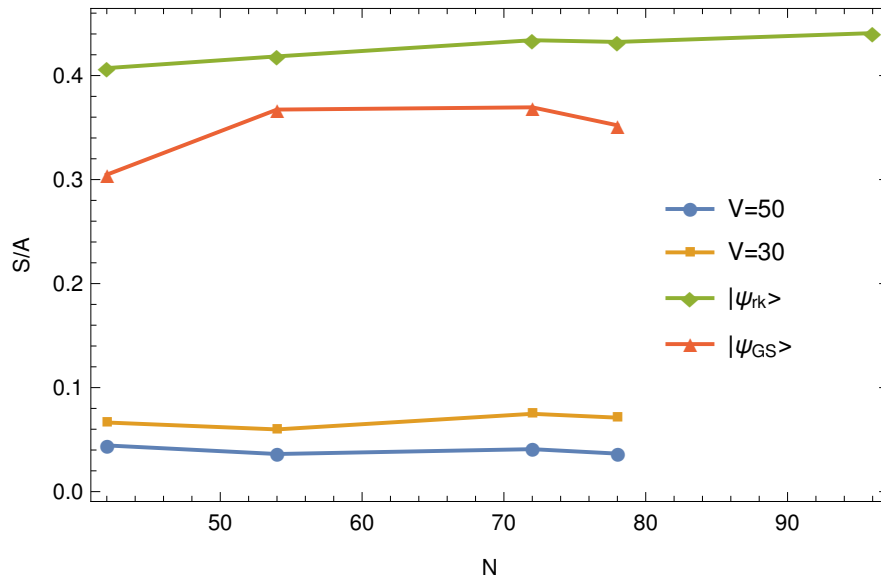


Figure 16: Bipartite entanglement entropy of some reference states in the honeycomb lattice rescaled by the size of the boundary between the two subsystems, S/\mathcal{A} , showing an area law scaling. Shown are entanglement scalings for the ground state $|\psi_{GS}\rangle$ of the nondisordered model with constant field $V_e = 0.1$, the uniform state $|\psi_{RK}\rangle$, and the localized states at disorder $V = 30$ and $V = 50$.