

# Weibo-COV: A Large-Scale COVID-19 Social Media Dataset from Weibo

Yong Hu<sup>†</sup>, Heyan Huang<sup>†</sup>, Anfan Chen<sup>‡</sup>, Xian-Ling Mao<sup>†</sup>

<sup>†</sup>Beijing Institute of Technology

{huyong, hhy63, maoxl}@bit.edu.cn

<sup>‡</sup>University of Science and Technology of China

cafl6@ustc.edu.cn

## Abstract

With the rapid development of COVID-19 around the world, people are requested to maintain “social distance” and “stay at home”. In this scenario, extensive social interactions transfer to cyberspace, especially on social media platforms like Twitter and Sina Weibo. People generate posts to share information, express opinions and seek help during the pandemic outbreak, and these kinds of data on social media are valuable for studies to prevent COVID-19 transmissions, such as early warning and outbreaks detection. Therefore, in this paper, we release a novel and fine-grained large-scale COVID-19 social media dataset collected from Sina Weibo, named Weibo-COV<sup>1</sup>, contains more than 40 million posts ranging from December 1, 2019 to April 30, 2020. Moreover, this dataset includes comprehensive information nuggets like post-level information, interactive information, location information, and repost network. We hope this dataset can promote studies of COVID-19 from multiple perspectives and enable better and rapid researches to suppress the spread of this pandemic.

## 1 Introduction

At the beginning of this writing, COVID-19, an infectious disease caused by a coronavirus discovered in December, 2019, which also known as Severe Acute Respiratory Syndrome Coronavirus 2 (SARS-CoV-2), has caused 4,517,399 individuals infected globally, with a death toll of 308,515 (Ductor, 2020). Under the circumstance, the physical aspects of connection and human communication outside the household among people are limited considerably and mainly depend on digital devices like mobile phones or laptop computers (Abdul-Mageed et al., 2020). Due to it, people keep staying

at home and spending more time on social media communication, making social media a vital avenue for information sharing, opinions expression, and help-seeking (Lopez et al., 2020). All that makes social media platforms like Weibo, Twitter, Facebook and Youtube a more vital sources of information during the pandemic.

In previous studies, social media was considered a valuable data source for research against disease, like uncovering the dynamics of an emerging outbreak (Zhang and Centola, 2019), predicting the flu activity, and disease surveillance (Jeremy et al., 2009). For example, some studies facilitate better influenza surveillance, like early warning and outbreaks detection (Kostkova et al., 2014; De Quincey and Kostkova, 2009), forecasting estimates of influenza activity (Santillana et al., 2015), and predicting the actual number of infected cases (Lamos and Cristianini, 2010; Szomszor et al., 2010). Hence, it is necessary to retrieve the relevant social media datasets and make it freely accessible for researchers, for the sake of public goods and facilitating the relevant studies of COVID-19.

In this paper, we release a novel large-scale COVID-19 social media dataset from Sina Weibo (akin to Twitter), one of the most popular Chinese social media platforms in China. For convenience, we named it Weibo-COV, which contains more than 40 million posts from December 1, 2019 to April 30, 2020. Specifically, unlike the traditional API-based data collection methods, which limit large-scale data access, in this study, we construct a high-quality Weibo active user pool with 20 million active users from over 250 million users, then collect all active users’ posts during that period, followed by filtering COVID-19 related posts with 179 representative keywords. Moreover, the fields of posts in the dataset are fine-grained, including post-level information, interactive information, location information and repost network, etc. We

<sup>1</sup><https://github.com/nghuyong/weibo-public-opinion-datasets>

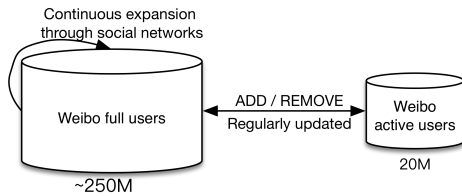


Figure 1: The construction of Weibo active user pool

hope this dataset can facilitate studies of COVID-19 from multiple perspectives and enable better and rapid research to suppress the spread of this disease.

## 2 Data Collection

### 2.1 Collection Strategy

At present, given specified representative keywords and a specified period, there are two kinds of methods for constructing Weibo post datasets: (1) Advanced searching API given by Weibo; (2) Traversing all Weibo users, collecting all their posts during the specified period, and then filtering these posts with specified keywords.

However, due to the limitation of the Weibo search API, the first method limits keyword search output to 50 pages (around 1000 posts), making it difficult to build large-scale datasets. As for the second kinds of method, although we could build large-scale datasets with almost no omissions, traversing all billions of Weibo users requires a very long time and massive bandwidth resources. Besides, a large proportion of Weibo users are inactive who may not post any posts in the specified period, and it makes meaningless to traverse their homepages.

To overcome these limitations, we propose a novel method to construct Weibo post datasets, which can build large-scale datasets with high construction efficiency. Specifically, we first build and dynamically maintain a high-quality Weibo active user pool (just a small part of all users), and then we only traverse the home pages of these users and collect all their posts with specified keywords in a required period.

### 2.2 Weibo Active User Pool

As shown in Figure 1, based on initial seed users and continuous expansion through social relationships, we first collect more than 250 million Weibo users. Then we define that Weibo active users should meet the following two requirements: (1) The number of followers, fans and posts are all

Table 1: The field description of the dataset

Field	Description
<code>_id</code>	the unique identifier of the post
<code>crawl_time</code>	crawling time of the post, which indicates when we retrieve the specific post from Weibo (GMT+8)
<code>created_at</code>	creating time of the post (GMT+8)
<code>like_num</code>	the number of like at the crawling time
<code>repost_num</code>	the number of repost at the crawling time
<code>comment_num</code>	the number of comment at the crawling time
<code>content</code>	the content of the post
<code>origin_weibo</code>	the <code>_id</code> of the origin post, only not empty when the post is a repost one
<code>geo_info</code>	information of latitude and longitude, only not empty when the post contains the location information

more than 50; (2) The latest post is posted in 30 days. Therefore, we can build and dynamically maintain a Weibo active user pool from all collected Weibo users. Finally, the constructed Weibo active user pool contains 20 million users, accounting for 8% of the total number of Weibo users.

### 2.3 COVID-19 posts Collection

According to the collection strategies described in Section 2.1, we set the period from 00:00 December 1, 2019 (GMT+8, the date of the first confirmed infected case of COVID-19) to 23:59 April 30, 2020 (GMT+8). Following best practices of text retrieval and content analysis (Chen et al., 2019; Zhang et al., 2020; Li et al., 2020, 2019; Shen et al., 2020; Lacy et al., 2015), we generate a list of 179 keywords related to COVID-19 through close observation of Weibo posts every day from late January to April, 2020. These keywords are comprehensive, covering related terms such as coronavirus and pneumonia, as well as specific locations (e.g., “Wuhan”), drugs (e.g., “remdesivir”), preventive measures (e.g., “mask”), experts and doctors (e.g., “Zhong Nanshan”), government policy (e.g., “postpone the reopening of school”) and others (see

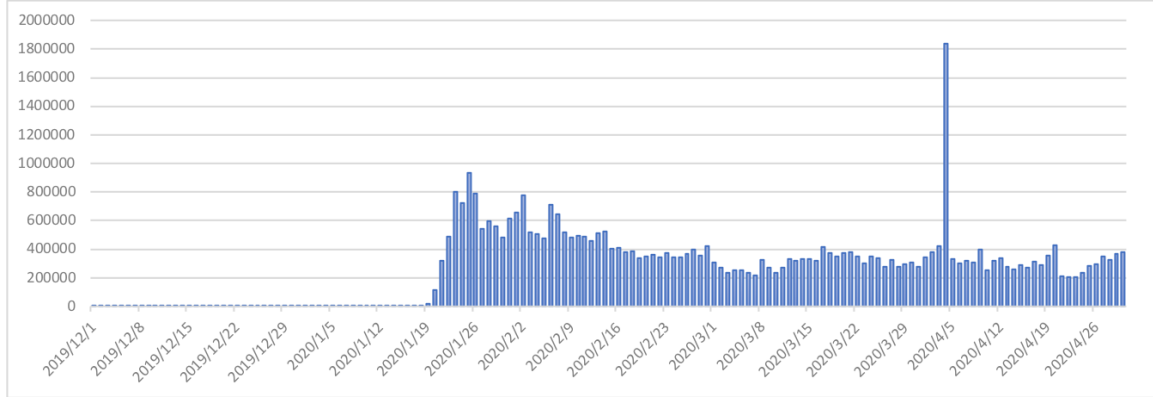


Figure 2: The daily distribution of Weibo-COV

Appendix.1 for the complete list).

As a result, based on 20 million Weibo active user pool, we first collect a total of 692,792,816 posts posted by these users in the specified period. Subsequently, we filter these posts by 179 keywords, along with duplication by unique post id. Finally, 40,893,953 posts are retained in our dataset.

Besides, some points should be noted that: (1) This COV-Weibo dataset can be retrieved with a single full download from our released website after submitting a data use agreement (DUA). (2) All the users' identifiable information such as user id, user name, post id, etc. have been converted into an unrecognizable status and can not be traced to protect the privacy of individual users, which is consistent with the presence of personally identifiable information (PII). Also, it is conducted by the terms-of-use of Weibo. (3) We declare the ownership of the source data to the corresponding Weibo users because Weibo users created this kind of public UGC (User Generated Content), and we only collect, organize and filter them. (4) Our Institutional Review Board (IRB) is under processing and waiting to be signed.

### 3 Data Properties

#### 3.1 The Inner Structure of the Dataset

As shown in Table 1, fields of posts in the dataset are very rich, covering the basic information (`id`, `crawltime`, `content`), interactive information (`like_num`, `repost_num`, `comment_num`), location information (`geo_info`) and repost network (`origin_weibo`). Therefore, various kind of studies related to infectious diseases can be conducted based on this dataset, such as the impact

Table 2: The basic statistics of Weibo-COV

#ALL	#GEO	#Original
40,893,953	1,119,608	8,284,992

on people's daily life, the early characteristics of the disease, and government anti-epidemic policies.

#### 3.2 Basic Statistic

As shown in Table 2, Weibo-COV contains a total number of 40,893,953 posts. Among these posts, there are 1,119,608 posts with geographic location information (accounting for 2.7%) and 8,284,992 original posts (accounting for 20.26%).

#### 3.3 Daily Distribution

The distribution of the number of posts by day is shown in Figure 2. It can be noticed that from December 1, 2019 to January 18, 2020, the number of COVID-19 related posts is tiny (less than 10K) and may include some noise data. Since January 19, 2020, the number of COVID-19 related posts expanded rapidly and maintained at least 200,000 per day.

Note that the data on April 4, 2020, is particularly striking, and the number of posts on that day exceeds 1.8 million. A reasonable explanation could be that day was Chinese Tomb Sweeping Festival, a national mourning was held for the compatriots who died in the epidemic, people posted or reposted many mourning posts on Weibo on that day, which drawn extensive attention and generated a massive number of posts.

#### 3.4 GEO Distribution

As shown in Figure 3, we plot the location distribution of posts with geoinformation on April 4,

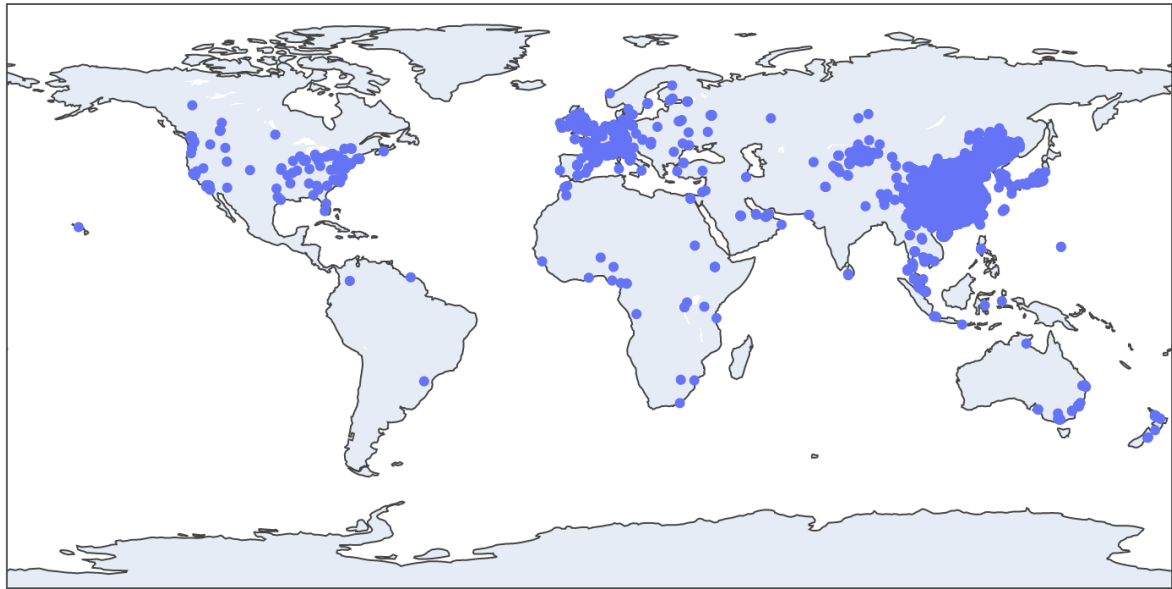


Figure 3: Distribution of location information of posts on April 4, 2020



Figure 4: Word cloud of posts in four days and some words are translated in red

2020. It can be seen that the distribution of posts is mainly in China. There is also a part of posts distributed overseas, including major countries in Asia, Europe, Australia and America. The possible reasons could be that with the development of economic globalization, more and more Chinese people go abroad for work/living, and more and more foreigners start to use Weibo, promoting a large proportion of oversea Weibo users.

Therefore, our dataset can provide insight into the nationwide and global impact of the pandemic.

### 3.5 Word Cloud

We select four days of posts data at different stages of the epidemic development and draw word clouds. As shown in Figure 4 (a), in the early days, people even did not know the characteristics of the virus and, however, the government began to take preliminary actions (e.g., “unexplained pneumonia” and “health committee”). Later, as shown in Figure 4 (b), people learned that the virus is a new coronavirus and learned preventive methods and

medicines (e.g., “new coronavirus”, “N95 mask” and “ShuangHuang Lian”). Then, as shown in Figure 4 (c), governments took strict isolation rules and strove to prevent imported cases from abroad (e.g., “isolated at home” and “overseas import”). By the end of April, as shown in Figure 4 (d), the virus has had many impacts on people’s lives. Fortunately, research on vaccines and medicines has been ongoing and made significant progress (e.g., “Remdesivir”).

Therefore, this dataset runs through the whole development stages of COVID-19, including impacts of the disease on all aspects of society.

#### 4 Related Work

Several works have focused on creating social media datasets for enabling COVID-19 research. (Chen et al., 2020), (Lopez et al., 2020) and (Abdul-Mageed et al., 2020) have already released datasets collected from Twitter. However, these datasets are mainly in English, and posts generated by Chinese, the epicentre of the early development of COVID-19, also deserves close attention. Therefore, collecting the Weibo datasets are also valuable and can provide additional supplements for researches.

Only one dataset proposed by (Gao et al., 2020) includes posts from Weibo, but their method relies on Weibo advanced search API provided by Weibo, which hinders them from collecting large-scale posts as we mentioned above. Compared with our dataset, the data size (less than 200K), the time period (from January 20, 2020 to March 24, 2020), and the number of keywords (only four keywords) of this Weibo dataset seem much smaller and narrow.

#### 5 Conclusion

In this paper, we release Weibo-COV, a first large-scale COVID-19 posts dataset from Weibo. The dataset contains more than 40 million posts from December 1, 2019 to April 30, 2020, with rich field information. We hope this dataset could promote and facilitate related studies on COVID-19.

#### 6 Acknowledgments

We would like to thank all the reviewers for their helpful suggestions and comments. This work is supported by the National Key R&D Plan (No. 2016QY03D0602), NSFC (No. U19B2020, 61772076, 61751201 and 61602197), NSFB (No. Z181100008918002), the 25th department funding

of USTC (No. DA2110251001) and 2019 New Humanities Funding of USTC (No. YD2110002015).

#### References

- Muhammad Abdul-Mageed, AbdelRahim Elmadany, Dinesh Pabbi, Kunal Verma, and Rannie Lin. 2020. [Mega-cov: A billion-scale dataset of 65 languages for covid-19.](#)
- Emily Chen, Kristina Lerman, and Emilio Ferrara. 2020. Tracking social media discourse about the covid-19 pandemic: Development of a public coronavirus twitter data set. *JMIR Public Health and Surveillance*, 6(2):e19273.
- Zhuo Chen, Chris Chao Su, and Anfan Chen. 2019. Top-down or bottom-up? a network agenda-setting study of chinese nationalism on social media. *Journal of Broadcasting & Electronic Media*, 63(3):512–533.
- Ed De Quincey and Patty Kostkova. 2009. Early warning and outbreak detection using social networking websites: The potential of twitter. In *International Conference on Electronic Healthcare*, pages 21–24. Springer.
- Dingxiang Doctor. 2020. Covid-19 global pandemic real-time reports. <https://ncov.dxy.cn/ncovh5/view/pneumonia>.
- Zhiwei Gao, Shuntaro Yada, Shoko Wakamiya, and Eiji Aramaki. 2020. [Naist covid: Multilingual covid-19 twitter and weibo dataset.](#)
- Jeremy Ginsberg, Matthew H. Mohebbi, Rajan S. Patel, Lynnette, and Brammer and. 2009. Detecting influenza epidemics using search engine query data. *Nature*.
- Patty Kostkova, Martin Szomszor, and Connie St. Louis. 2014. # swineflu: The use of twitter as an early warning and risk communication tool in the 2009 swine flu pandemic. *ACM Transactions on Management Information Systems (TMIS)*, 5(2):1–25.
- Stephen Lacy, Brendan R Watson, Daniel Riffe, and Jennette Lovejoy. 2015. Issues and best practices in content analysis. *Journalism & Mass Communication Quarterly*, 92(4):791–811.
- Vasileios Lampos and Nello Cristianini. 2010. Tracking the flu pandemic by monitoring the social web. In *2010 2nd international workshop on cognitive information processing*, pages 411–416. IEEE.
- Pengxiang Li, Hichang Cho, Yuren Qin, and Anfan Chen. 2020. # metoo as a connective movement: Examining the frames adopted in the anti-sexual harassment movement in china. *Social Science Computer Review*, page 0894439320956790.

- Yang Li, Chen Luo, and Anfan Chen. 2019. The evolution of online discussions about gmos in china over the past decade: Changes, causes and characteristics. *Cultures of Science*, 2(4):311–325.
- Christian E. Lopez, Malolan Vasu, and Caleb Gallemore. 2020. [Understanding the perception of covid-19 policies by mining a multilanguage twitter dataset](#).
- Mauricio Santillana, André T Nguyen, Mark Dredze, Michael J Paul, Elaine O Nsoesie, and John S Brownstein. 2015. Combining search, social media, and traditional data sources to improve influenza surveillance. *PLoS computational biology*, 11(10).
- Cuihua Shen, Anfan Chen, Chen Luo, Wang Liao, Jingwen Zhang, and Bo Feng. 2020. Reports of own and others' symptoms and diagnosis on social media predict covid-19 case counts in mainland china. *arXiv preprint arXiv:2004.06169*.
- Martin Szomszor, Patty Kostkova, and Ed De Quincey. 2010. # swineflu: Twitter predicts swine flu outbreak in 2009. In *International conference on electronic healthcare*, pages 18–26. Springer.
- Jingwen Zhang and Damon Centola. 2019. Social networks and health: new developments in diffusion, online and offline. *Annual Review of Sociology*, 45:91–109.
- Xing Zhang, Elmie Nekmat, and Anfan Chen. 2020. Crisis collective memory making on social media: A case study of three chinese crises on weibo. *Public Relations Review*, 46(4):101960.

## A Appendices

### A.1 Covid-19 Related Keywords

Table 3: The list of selected keywords related to COVID-19

Keywords	Translations
冠状	Coronavirus
Cov-19	Cov-19
新冠	Coronavirus
感染人数	Infected cases
N95	N95 Mask
大众畜牧野味店	Dazhong wildlife restaurant
华南野生市场	South China wild market
管轶	Guan Yi
武汉病毒所	Wuhan Institute of Virology
CDC	Center for Disease Control and Prevention
中国疾病预防控制中心	Chinese Center for Disease Control and Prevention
疾控中心	Center for Disease Control and Prevention
#2019nCoV	#2019nCoV
双黄连 AND 抢购	Shuanghuanglian AND Rush to buy
双黄连 AND 售罄	Shuanghuanglian AND Sold out
武汉卫健委	Wuhan Municipal Health Committee
湖北卫健委	Health Commission of Hubei Province
#nCoV	#nCoV
PHEIC	PHEIC
疫情	Epidemic outbreak
火神山	Huoshen Shan hospital
雷神山	Leishen Shan hospital
钟南山	Zhong Nanshan
Coronavirus	Coronavirus
Remdesivir	Remdesivir
瑞德西韦	Remdesivir
感染 AND 例	Infected AND cases
武汉 AND 封城	Wuhan AND Lockdown
高福	George Fu Gao
王延轶	Wang Yanyi
舒红兵	Shu Hongbing
协和医院	Xiehe Hospital
武汉 AND 隔离	Wuhan AND Quarantine
李文亮 AND 医生	Doctor AND Li Wenliang
云监工	Supervising work on cloud
武汉仁爱医院	Wuhan Ren'ai Hospital
黄冈 AND 感染者	Huanggang AND Infected cases
孝感 AND 感染者	Xiaogan AND Infected cases
居家隔离	Isolated at home
防护服	Protective Clothing
隔离14天	Isolation AND 14 days
潜伏期 AND 24天	Incubation period AND 24 days
潜伏期 AND 14天	Incubation period AND 14 days
国际公共卫生紧急事件	International Public Health Emergencies

Continued on next page

**Table 3 – continued from previous page**

<b>Keywords</b>	<b>Translations</b>
方舱医院 AND 武汉	FangCang Hospital AND Wuhan
一省包一市	one province gives a hand to one Hubei city
晋江毒王	Super spreader of COVID-19 in Jinjiang
超级传播者	Super spreader
湖北 AND 王晓东	Hubei AND Wang Xiaodong
蒋超良	Jiang Chaoliang
李文亮	Li Wenliang
千里投毒	Spread Virus from a thousand miles
武汉病毒研究	Virology research in Wuhan
武汉 AND 李医生	Wuhan AND Li Wenliang
国家疾控中心	Chinese Center for Disease Control and Prevention
武汉 AND 疫苗	Wuhan AND Vaccine
武汉 AND 征用宿舍	Wuhan AND Requisitioned students' dormitory
周佩仪	Zhou Peiyi
武汉中心医院	The Central Hospital of Wuhan
张晋 AND 卫健委	Zhang Jin AND Health Commission
张晋 AND 卫生将康委员会	Zhang Jin AND Health Commission
刘英姿 AND 卫健委	Liu Yingzi AND Health Commission
刘英姿 AND 卫生健康委员会	Liu Yingzi AND Health Commission
王贺胜 AND 卫健委	Wang Hesheng AND Health Commission
王贺胜 AND 卫生健康委员会	Wang Hesheng AND Health Commission
复工	Enterprise work resuming
中小企业 AND 困境	Small and medium-sized enterprise AND Dilemma
武汉 AND 死亡病例	Wuhan AND Death cases
武汉 AND 感染病例	Wuhan AND Infection cases
湖北 AND 死亡病例	Hubei AND Death cases
湖北 AND 感染病例	Hubei AND Infected cases
中国 AND 死亡病例	China AND Death cases
中国 AND 感染病例	China AND Infected cases
潜伏期	Incubation Period
北京 AND 病例	Beijing AND Cases
天津 AND 病例	Tianjin AND Cases
河北 AND 病例	Hebei AND Cases
辽宁 AND 病例	Liaoning AND Cases
上海 AND 病例	Shanghai AND Cases
江苏 AND 病例	Jiangsu AND Cases
浙江 AND 病例	Zhejiang AND Cases
福建 AND 病例	Fujian AND Cases
山东 AND 病例	Shandong AND Cases
广东 AND 病例	Guangdong AND Cases
海南 AND 病例	Hainan AND Cases
山西 AND 病例	Shanxi AND Cases
内蒙古 AND 病例	Inner Mongolia AND Cases
吉林 AND 病例	Jilin AND Cases
黑龙江 AND 病例	Heilongjiang AND Cases
安徽 AND 病例	Anhui AND Cases
江西 AND 病例	Jiangxi AND Cases
河南 AND 病例	Henan AND Cases

Continued on next page



**Table 3 – continued from previous page**

<b>Keywords</b>	<b>Translations</b>
湖北 AND 病例	Hubei AND Cases
湖南 AND 病例	Hunan AND Cases
广西 AND 病例	Guangxi AND Cases
四川 AND 病例	Sichuan AND Cases
贵州 AND 病例	Guizhou AND Cases
云南 AND 病例	Yunnan AND Cases
西藏 AND 病例	Tibet AND Cases
陕西 AND 病例	Shanxi AND Cases
甘肃 AND 病例	Gansu AND Cases
青海 AND 病例	Qinghai AND Cases
宁夏 AND 病例	Ningxia AND Cases
新疆 AND 病例	Xinjiang AND Cases
香港 AND 病例	Hong Kong AND Cases
澳门 AND 病例	Macau AND Cases
台湾 AND 病例	Taiwan AND Cases
ECOM	Extracorporeal Membrane Oxygenation
sars-cov-2	sars-cov-2
复学	Resumption of schooling
护目镜	Goggles
核酸检测	nucleic acid testing (NAT)
COVID-19	COVID-19
2019-nCoV	2019-nCoV
疑似 AND 病例	Suspicious cases
无症状	Asymptomatic Patients
累计病例	Cumulative confirmed cases
境外输入	imported cases of NCP
累计治愈	Cumulative cured cases
绥芬河	Sui Fenhe
舒兰	Shu Lan
健康码	Health QR code
出入码	Community Access Code
返校	Back to Camp
美国 AND 例	USA AND Cases
西班牙 AND 例	Spain AND Cases
新加坡 AND 例	Singapore AND Cases
加拿大 AND 例	Canada AND Cases
英国 AND 例	UK AND Cases
印度 AND 例	India AND Cases
日本 AND 例	Japan AND Casess
韩国 AND 例	South Korea AND Cases
德国 AND 例	Germany AND Cases
法国 AND 例	France AND Cases
意大利 AND 例	Italy AND Cases
新增 AND 例	New AND Cases
人工膜肺	Extracorporeal Membrane Oxygenation
双盲测试	Double Blind Test
疫苗	Vaccine
小区出入证	Community Entry card

Continued on next page

**Table 3 – continued from previous page**

Keywords	Translations
战疫	Anti-COVID-19
抗疫	Anti-COVID-19
湖北卫健委 AND 免职	Health commission of Hubei Province AND Remove from the position
发热患者	Fever patients
延迟开学	Postpone the reopening of school
开学时间 AND 不得早于	The start time of school AND Not earlier than
累计死亡数	Cumulative deaths
疑似病例	Suspicious cases
入户排查	Household troubleshoot
武汉 AND 肺炎	Wuhan AND Pneumonia
新型肺炎	Novel Pneumonia
不明原因肺炎	Pneumonia of unknown cause
野味肺炎	Wildlife pneumonia
出门 AND 戴口罩	Going out AND Wear mask
3M AND 口罩	N95 AND Mask
KN95 AND 口罩	3M AND Mask
新肺炎	Novel Pneumonia
#2019nCoV	#2019nCoV
新型肺炎 AND 死亡	Novel Pneumonia AND Death
新型肺炎 AND 感染	Novel Pneumonia Infection
武汉 AND 肺炎 AND 谣言	Wuhan AND Pneumonia AND Rumors
8名散布武汉肺炎谣言	Eight people AND Spread rumors of Wuhan pneumonia
黄冈 AND 新肺炎	Huanggang AND Novel Pneumonia
孝感 AND 新肺炎	Xiaogan AND Novel Pneumonia
居家隔离	Isolated at home
武汉中心医院 AND 新型肺炎	The Central Hospital of Wuhan AND Novel Pneumonia
武汉肺炎	Wuhan Pneumonia
企业复工	Enterprise work resuming
囤积口罩	Hoarding mask
零号病人	Zero Patient
黄燕玲	Huang Yanling
病毒源头	Oringin of Cov-19
电子烟肺炎 AND 新型冠状	E-cigarette Pneumonia AND Coronavirus
病毒战	Virus War
病毒 AND 实验室泄露	Virus AND laboratory leakage
比尔盖茨 AND 疫苗牟利	Bill Gates AND Vaccine for profit
美国细菌实验室	US Army Bacterial Laboratory
确诊	Confirmed Infected COV-19 cases
pandemic	pandemic