

# NEJM-enzh: A Parallel Corpus for English-Chinese Translation in the Biomedical Domain

**Boxiang Liu**  
Baidu Research  
jollier.liu@gmail.com

**Liang Huang**  
Baidu Research & Oregon State University  
liang.huang.sh@gmail.com

## Abstract

Machine translation requires large amounts of parallel text. While such datasets are abundant in domains such as newswire, they are less accessible in the biomedical domain. Chinese and English are two of the most widely spoken languages, yet to our knowledge a parallel corpus in the biomedical domain does not exist for this language pair. In this study, we develop an effective pipeline to acquire and process an English-Chinese parallel corpus, consisting of about 100,000 sentence pairs and 3,000,000 tokens on each side, from the New England Journal of Medicine (NEJM). We show that training on out-of-domain data and fine-tuning with as few as 4,000 NEJM sentence pairs improve translation quality by 25.3 (13.4) BLEU for en→zh (zh→en) directions. Translation quality continues to improve at a slower pace on larger in-domain datasets, with an increase of 33.0 (24.3) BLEU for en→zh (zh→en) directions on the full dataset.

## 1 Introduction

Recent advances in machine translation have demonstrated translation quality arguably on par with professional human translators in select domains (Hassan et al., 2018). Supervised training of machine translation models usually benefit from large amounts of parallel corpora, and such effect is the most evident for neural machine translation models. However, the collection and alignment of parallel corpora requires significant time and labor and such datasets are not available for all domains or language pairs.

Machine translation in the biomedical domain is characterized by a long tail of medical terminology. For example, the Unified Medical Language System developed by the National Institute of Health contains over 2 millions names for over 900,000 concepts (Bodenreider, 2004), much larger than



Figure 1: An overview the NEJM-enzh corpus construction. The inputs are NEJM webpages and the output is a Chinese/English parallel corpus.

the set of common English words used for daily communication. Because neural machine translation models are vulnerable to rare words (Luong et al., 2014; Sennrich et al., 2015b), their ability to generalize to the biomedical domain, when trained otherwise, is low.

While the need for biomedical parallel corpora is evident, they are not available for all language pairs. At the time of writing, the latest shared task on biomedical translation from WMT19 provides test data on five language pairs (en↔zh, en↔fr,

en↔de, en↔pt, en↔es). Among these five pairs, *in-domain* training data was provided for four pairs but not for en↔zh (Bawden et al., 2019). Although a large amount of matching biomedical English and Chinese texts are freely available on the internet (e.g. PubMed), there has been a lack of coordinated effort to curate such resources into an accessible format for machine translation.

The New England Journal of Medicine (NEJM) provides free and official Chinese translations of its publications dating back to 2011 (<http://nejmqianyan.cn/>). The website repository currently hosts nearly 2000 articles, with new articles added weekly. These articles include original research articles, clinical case reports, review articles, commentaries, Journal Watch (viz. article highlights), and etc. The articles are translated by professional translators and proofread by members of the NEJM editorial team. For research articles, translations on statistical analysis are proofread by statisticians who are native Chinese speakers.

In this study, we present a English-Chinese parallel corpus in the biomedical domain constructed from NEJM (Figure 1). We provide sentence-aligned bitext for 1,973 articles, totaling 97,441 sentences, and 3,028,434/2,916,772 English/Chinese tokens. In addition, we show that training a baseline model with WMT18 newswire data (Barrault et al., 2019) and fine-tuning the model with the NEJM-enzh dataset will significantly improve translation quality over the baseline model.

Our contributions are the following:

- We present the first English-Chinese parallel corpus in the biomedical domain (section 3). This is the main contribution of our paper.
- We compare several software packages for sentence boundary detection and alignment. Our experiments show that widely used open-source packages may be suboptimal in the biomedical domain (section 4).
- We show that fine-tuning on as few as 4,000 sentence pairs from NEJM-enzh can improve translation quality by 25.3 (13.4) BLEU for en→zh (zh→en). Translation quality continues to improve at a slower pace on larger datasets, finishing at an increase of 33.0 (24.3) BLEU for en→zh (zh→en) on the full dataset. (section 5).

## 2 Standard Approaches to Parallel Corpus Construction

Construction of a sentence-aligned parallel corpora from multilingual websites involves the following steps.

1. Documents in desired languages are crawled from multi-lingual websites.
2. Plain texts are extracted from crawled documents and normalized.
3. Documents from both languages are matched according to their contents.
4. Within each document, paragraphs are broken down into individual sentences.
5. Sentences are subsequently aligned into sentence pairs.
6. Aligned sentence pairs are filtered remove duplicated and low-quality pairs.

While the first two steps are well-established engineering tasks, the last four are under active research. For step 3, WMT16 hosted a shared task for bilingual document alignment (Buck and Koehn, 2016), in which the best entry relied on matching distinct biligual phrase pairs (Gomes and Lopes, 2016). For step 4, Read et al. (2012) systematically evaluated nine existing tools for sentence boundary detection, among which LingPipe (Alias-i, 2008) and Punkt (Loper and Bird, 2002) are the top performers in the biomedical domain. Sentence alignment (step 5) is perhaps the most challenging among all. Compared with document alignment, sentence alignment use a smaller amount of text but more permutations. Various methods has been proposed, among which are length-based algorithm (Gale and Church, 1993), lexicon-based algorithm (Moore, 2002; Varga et al., 2007; Ma, 2006), and translation-based algorithm (Sennrich and Volk, 2011, 2010). For step 6, WMT18 hosted a shared task on parallel corpora filtering (Koehn et al., 2018).

The NEJM website provides hyperlinks between Chinese and English article pairs, allowing us to skip document alignment (step 3). Otherwise, we follow the best practices outlined therein and adapt them to our project (Figure 2).

## 3 Data Availability

We codebase and data are open-source via [https://github.com/boxiangliu/med\\_translation](https://github.com/boxiangliu/med_translation).

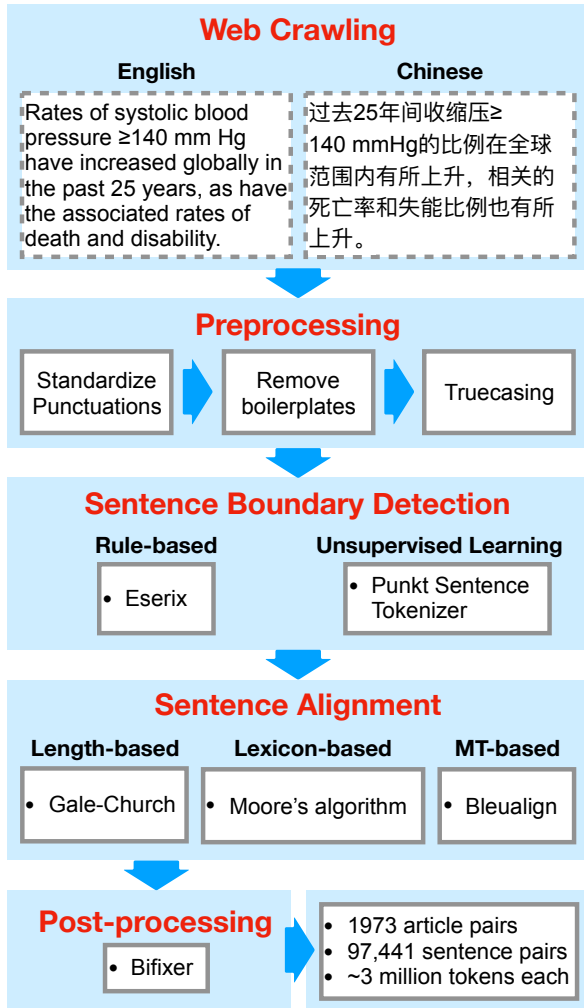


Figure 2: The overall pipeline to construct the NEJM-enzh dataset. NEJM webpages were crawled using Selenium (subsection 4.1). Various preprocessing steps were carried out to standardize punctuations and remove boilerplate texts (subsection 4.2). We tested two methods for splitting paragraphs into sentences (subsection 4.3), and three methods to align English and Chinese sentence into translated pairs (subsection 4.4). Duplicated sentence pairs were removed at the end (subsection 4.5)

## 4 Corpus construction

This section describes the steps we took to construct the sentence-aligned corpora. The overall pipeline is illustrated in Figure 2.

### 4.1 Web Crawling

The Chinese outlet of New England Journal of Medicine (<https://www.nejmqianyan.cn/>) provides open-access Chinese translations dating back to 2011. All articles were translated sentence by sentence for professional translators, with occasional sentence concatenation and division for fluency, viz. one English sentences split into two or

more Chinese sentences and vice versa. Translations were proofread by members of the editorial team and research articles were additionally proofread by statisticians. The Chinese translations are organized chronologically, making the content easy to crawl. Correspondent article pairs are connected via hyperlinks, eliminating the need for document alignment.

We used Selenium (Salunke, 2014) to crawl all available Chinese and corresponding English articles. While paragraph orderings are maintained across languages, locations of display items, vis. figures, tables and associated captions, are shuffled. We removed display items to keep content orders identical across English and Chinese. The English NEJM website contains untranslated auxiliary contents such as job boards and visual ads. We instructed Selenium to ignore auxiliary contents as these interjections makes sentence alignment challenging. Chinese NEJM translations are cleaner but contains boilerplate sentences such as names of translators. These boilerplate contents were removed during preprocessing (subsection 4.2).

#### 4.1.1 Article Statistics

NEJM has been translating more than 500 articles each year since 2016. Journal Watch (article highlight) leads in the number of articles, followed by original research and review articles. Figure 3 shows the distribution of articles by year and type.

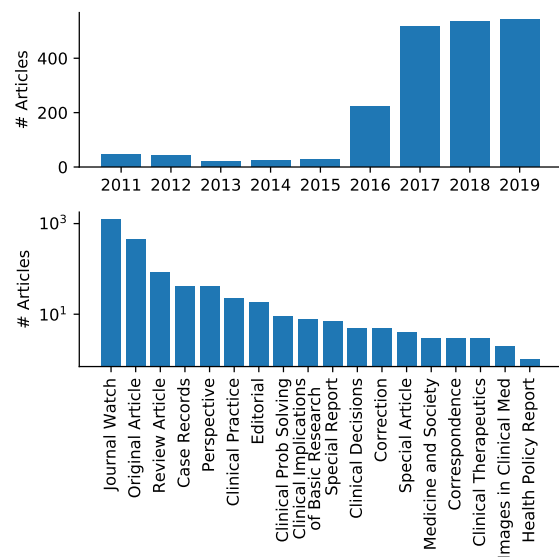


Figure 3: Distribution of article by year and by type.

## 4.2 Preprocessing

We truecased letters and standardized punctuations for crawled articles with `moses` (Koehn et al., 2007). We subsequently performed stitching and filtering described below.

### 4.2.1 Stitching

A full sentence can be split incorrectly during content uploading and crawling. In Chinese articles, we found that sentence breaks can be inserted by mistake before citations and before punctuations. We assigned any text segment consisted only of citations and/or punctuations to its preceding sentence. For English, we noticed that the hyperlink phrase - open in new tab - unanimously break a full sentence into two halves. We concatenate flanking sentences and remove the hyperlink phrase.

### 4.2.2 Filtering

We filter out the following for both languages:

- Figures and figure captions
- Tables and table legends
- Reference section

For Chinese, we further remove any information about translators. For English, we further remove:

- Video
- Interactive graphic
- Audio interview
- Visual abstract
- Quick take (video summary)

Our codebase details all filtering steps (section 3).

### 4.2.3 Comparison between pre- and post-filter corpora

Figure 4 compares the number of Chinese and English paragraphs in each article before and after filtering. Prior to filtering, the number of Chinese paragraph exceeds that of English for numerous articles, indicated by the grey sub-diagonal cloud. This is due to the various boilerplate texts in the Chinese and English articles. The number of English and Chinese paragraphs in each article become closer after filtering.

## 4.3 Sentence Boundary Detection (SBD)

Chinese sentences are concluded by three full-stop punctuations  $\{! , ? , \circ\}$  used exclusively for sentence separation. Unlike European languages, they do not double as decimal points or other linguistic

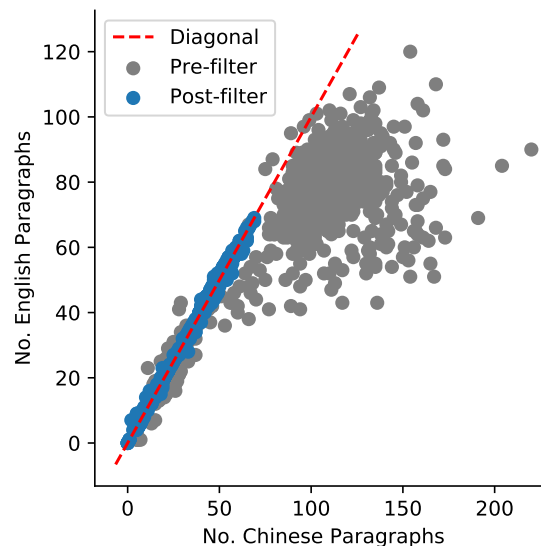


Figure 4: Number of Chinese and English paragraphs are closer post-filtering compared to pre-filtering.

markers. Further, Chinese quotation marks appear before sentence breaks, making it easy to detect sentence boundaries. Breaking English sentences is more challenging due to punctuation overload. Read et al. (2012) showed that `Punkt`, an unsupervised sentence tokenizer, performs well on biomedical corpora. We trained `Punkt` on our NEJM-enzh corpus and used the learned parameters to break sentences. We also tested a rule-based system `eserix` introduced by Ziemski et al. (2016) with additional rules specifically for the NEJM-enzh corpus. To compare the two, we plotted the difference in the number of sentences. Because NEJM articles were translated sentence for sentence, the ideal SBD result should have a difference of zero. We found that difference is smaller in `eserix` and thus used it for downstream analysis (Figure 5).

### 4.3.1 Error Analysis

The two most frequent error made by `punkt` were failure to break at citations (Table 1) and erroneous breaks before open parenthesis (Figure 6). The latter created difficulty for sentence alignment because the Chinese sentence break appear after the close parenthesis. Conversely, `eserix` did not make these mistakes.

No replicated loci with genomewide significance have been reported.<sup>12–14</sup> To overcome sample-size limitations...

Table 1: Example of a failure to break two sentences due to a citation (red text).

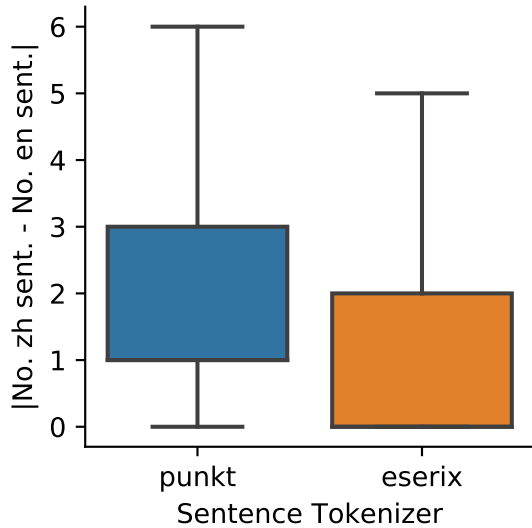


Figure 5: The difference in the number of Chinese and English sentences are smaller in eserix than in punkt. Note that the distributions are left skewed and the medians overlap with the 1st quartiles.

#### 4.4 Sentence Alignment

While a number of methods has been proposed for sentence alignment, there lacks a consensus on their performance in the biomedical domain. We compared three methods from each of the three categories: length-based (Gale-Church), lexicon-based (Microsoft Aligner), and translation-based (Bleualign). The Gale-Church algorithm finds sentence pairs by assuming that the lengths of source and target sentences should be similar (Gale and Church, 1993). The Microsoft Aligner integrate word correspondence with sentence length to search for sentence pairs (Moore, 2002). Bleualign compares original and translated texts to search for anchor sentences and subsequently align the rest with the Gale-Church algorithm (Sennrich and Volk, 2010). To compare these methods, we establish a test set by manually aligning 1,019 sentences from 12 articles. Table 2 shows the distribution of alignment types. Nearly 95% of all alignments are one-to-one. An example of one-to-many alignment is shown in Figure 7.

Because the majority of sentence pairs are one-to-one aligned, and that the performance of all algorithms degrade significantly for one-to-many alignments, we focused our attention on one-to-one alignment for this study. The precision, recall and F1 scores are shown in Figure 8. The Microsoft Aligner achieved the best F1 score and was used for downstream analysis.

zh - en	Count	Percent
0 - 1	10	1.0%
1 - 0	11	1.1%
1 - 1	964	94.6%
1 - 2	17	1.7%
2 - 1	15	1.5%
2 - 2	1	0.1%
2 - 3	1	0.1%

Table 2: Alignment counts in manually aligned sentence pairs, where the majority are 1-1 alignments.

#### 4.5 Post-processing

Medical literature are highly structured. Certain sections including the abstract, introduction, methods, results and discussion are almost universal across articles. We remove duplicated header and other repeated text with bifixer (Sánchez-Cartagena et al., 2018).

#### 4.6 Training and test split

We selected 2,102 sentences from 39 latest articles as the test set and 2,036 sentences from the next latest 40 articles as the development set. To avoid data leakage, full articles must be in either train, development and test set.

### 5 Translation quality

To measure the effect that the NEJM-enzh corpus has on medical translation, we compared a baseline transformer model trained on the WMT18 English-Chinese dataset and one fine-tuned with the NEJM-enzh corpus. Although translations are evaluated bidirectionally, it should be emphasized that the NEJM-enzh corpus is translated from English to Chinese and this will influence the machine translation quality (Graham et al., 2019).

#### 5.1 Model Architecture

We used the transformer model in OpenNMT with 6 layers, each with an output size of 512 hidden units (Klein et al., 2017). We used 8 attention heads and sinusoidal positional embedding. The final hidden feed-forward layer is of size 2,048.

#### 5.2 Training Data

We trained a baseline model on the English-Chinese parallel corpus from WMT18 (Bojar et al., 2018) consisting about 24.8 million sentence pairs. Sentences are encoded with Byte-Pair Encoding (Sennrich et al., 2015b) with vocabularies of 16,000

(a) Chinese	yǔ ānwèijì zǔ xiāngbǐ fúxiè zài pàtuōzhūdānkàng zǔ jiàowéi chángjiàn yóu huòfūmàn luóshì 与安慰剂组相比，腹泻在帕妥珠单抗组较为常见（由霍夫曼-罗氏...）。
(b) English	Diarrhea was more common with pertuzumab than with placebo. (Funded by F. Hoffmann-La Roche...).

Figure 6: Example of an erroneous break before the red text. Notice the additional period before the open parenthesis for the English text.

(a) Chinese	Sotagliflozin 是一种口服钠-葡萄糖协同转运蛋白-1和2的抑制剂。我们评价了在1型糖尿病患者中联合胰岛素和sotagliflozin的安全性 and 疗效。
(b) English	We evaluated the safety and efficacy of sotagliflozin, an oral inhibitor of sodium-glucose cotransporters 1 and 2, in combination with insulin treatment in patients with type 1 diabetes.

Figure 7: An exemplar 1-to-2 alignment for clause breaking. The red text denotes the English clause corresponding to the first Chinese sentence. Sotagliflozin is cited once in the English sentence, but repeated in two Chinese sentences.

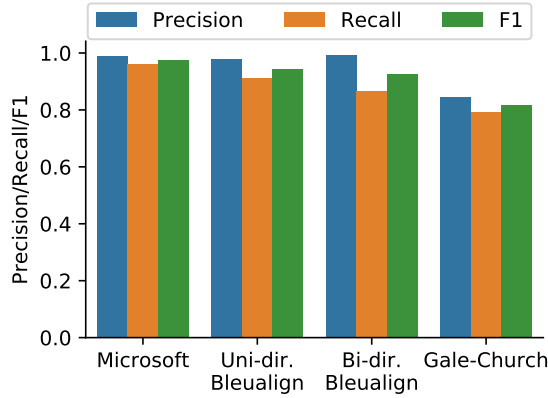


Figure 8: Performance of three sentence aligners on the NEJM-enzh corpus. Uni-directional Bleualign uses translations in zh→en only, whereas bi-directional Bleualign uses translations in both directions, giving it higher precision but lower recall.

tokens for each language. Sentence lengths are capped at 999 tokens, enough to accommodate most sentences.

### 5.3 Hardware and training procedure

We trained our model on 8 Nvidia TitanX GPUs. We used the Adam optimizer (Kingma and Ba, 2014) with  $\beta_1 = 0.9$  and  $\beta_2 = 0.997$  and 10,000 warm-up steps. We applied dropout with  $p_d = 0.1$  and label smoothing with  $\epsilon_{ls} = 0.1$ . The model was trained for 500,000 steps in total. The training procedure took 4.5 days. We fine-tuned the baseline model on NEJM-enzh for 100,000 steps with identical parameters. To establish a second comparison, we trained a transformer model *de novo* on the NEJM-enzh corpus.

## 5.4 Results

To understand the translation quality as a function of in-domain dataset size, we fine-tuned our model on 4,000, 8,000, 16,000, 32,000, 64,000 and all 93303 sentence pairs (Figure 9). For both zh→en and en→zh models, we saw improvement as the number of in-domain sentence pairs increased. The most significant improvement occurred at 4,000 sentence pairs (en→zh: +25.3 BLEU; zh→en: +13.4 BLEU). Translation quality continued to improve as the size of dataset grows, albeit at a slower pace. Compared with baseline, the full dataset with 93303 sentence pairs increased the BLEU score by 33.0 (24.3) points in en→zh (zh→en) directions.

To determine whether the pre-training on WMT18 newswire data is necessary, we trained a *de novo* model using only NEJM-enzh data, which was significantly faster than training a baseline model followed by fine-tuning. Compared with *de novo* training, pre-training on WMT18 baseline plus fine-tuning provided a meaningful boost in translation quality. Such a boost was most evident on small in-domain dataset. With 4,000 sentence pairs, pre-training improved the BLEU score by 34.1 (28.8) points for en→zh (zh→en) directions. The difference remained but decreased as in-domain dataset grew, dropping to 7.9 (6.8) BLEU for en→zh (zh→en) at the full-set level. A larger in-domain dataset is needed to completely compensate the translation quality drop without pre-training.

### 5.5 Error Analysis

We show two examples in this section to illustrate common mistakes made by our models. In

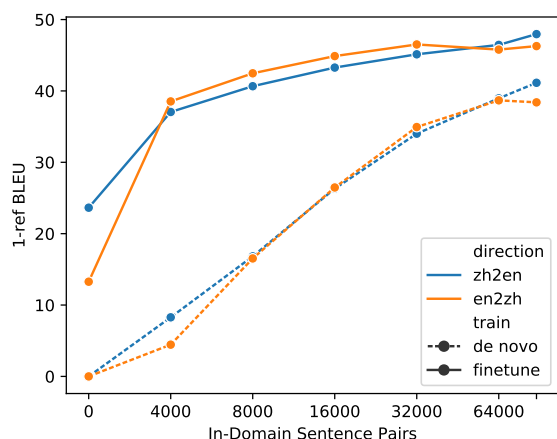


Figure 9: Increase in translation quality by increasing in-domain corpus size.

the zh→en direction, the phrase “铂类-紫杉类” was correctly translated by the fine-tuned model to “platinum-taxane”, and mistranslated by the baseline model to “Pt-Pseudophyllus” (Figure 10). The baseline model has not seen the phrase “紫杉类” during training and thus resulted in incorrect decoding. A similar situation occurred at the phrase “贝伐珠单抗”. The fine-tuned model was able to correctly translate the phrase into bevacizumab, a chemotherapy medication, whereas the baseline model incorrectly decoded the phrase as “Bavaris mono-repellent”.

Similar situations occurred for the en→zh direction (Figure 11). Two medications, “olaparib” and “bevacizumab”, were correctly translated by the fine-tuned model as “奥拉帕利” and “贝伐珠单抗”, but incorrectly translated by the baseline model as “孤寡老人” and “白蜂”.

Fine-tuning on in-domain data extended the model vocabulary and made it more accurate to decode medical terminology.

## 6 Related Work

### 6.1 Parallel texts in biomedical domain

A number of parallel corpora are available in the public domain. The UFAL Medical Corpus covers language pairs from English to Czech, German, Spanish, French, Hungarian, Polish, Romanian and Swedish. The corpus is a collection of smaller datasets such as Medical Web Crawl and CzEng.

The ReBEC dataset (Neves, 2017) contains Portuguese and English parallel text obtained from 1,188 clinical trial documents in Brazilian Clinical Trials Registry.

The WMT19 Biomedical Translation Workshop

organizers (Bawden et al., 2019) provide sentence pairs from Medline abstracts between English and Spanish, German, Portuguese and French, as well as from the EDP database between English and French.

The Khresmoi dataset (Dušek et al., 2017) samples 1,500 English sentences from medical documents. These sentences are manually translated into Czech, French, German, Hungarian, Polish, Spanish and Swedish. This dataset is ideally used as a development dataset because of its small size, high translation quality, and wide coverage of languages.

The MeSpEn dataset (Villegas et al., 2018) contains English and Spanish parallel text collected from IBECS (Spanish Bibliographical Index in Health Sciences), SciELO (Scientific Electronic Library Online), Pubmed and MedlinePlus. In addition, it also collected 46 bilingual medical glossaries for a number of language pairs besides English and Spanish.

The Unified Medical Language System contains medical lexicon across numerous languages but does not offer parallel sentences (Bodenreider, 2004).

### 6.2 Machine Translation in the Biomedical Domain

The popularity of neural machine translation models has boosted the need for large datasets. Public releases of many large-scale parallel corpora have significantly improved the quality of machine translation. As an example, coordinated efforts such as the OPUS project have released multiple datasets each year across many domains and languages (Tiedemann, 2012).

Machine translation in the biomedical domain has seen increasing attention in recent years (Bojar et al., 2016; Barrault et al., 2019; Bojar et al., 2017). Apart from other domains, biomedical literature are rich in terminology to describe various diseases and biological processes. The Unified Medical Language System (UMLS) contains over 2 millions tokens for over 900,000 medical concepts, many of which rarely appear in existing parallel corpora (Bodenreider, 2004). To add to this challenge, biomedical translation mandates high standard of translation accuracy as the consequence of misinterpretation in medical decisions can be severe. All these challenges call for the curation of large-scale biomedical parallel corpora.

(a) Source	<p>huànzǐ jiēshòu bólei zǐshānlèi yàowù huàliáo bèifázhūdānkàng yīxiàn zhiliáo hòu</p> <p>患者 接受 铂类- 紫杉类 药物 化疗+ 贝伐珠单抗 一线 治疗 后,</p> <p>patients receiving platinum taxane drug chemotherapy bevacizumab first-line treatment afterwards</p> <p>běn yánjiū yāoqiú qí bùnéng yǒu bìngbiàn jìxiàng huòzhě zài zhiliáo</p> <p>本 研究 要求 其 不能 有 病变 迹象, 或者 在 治疗</p> <p>this study require they don't have disease evidence or after... treatment</p> <p>hòu dádào líncuáng wánquán huò bùfēn huǎnjiě dìngyì cānjiàn biǎo</p> <p>后 达到 临床 完全 或 部分 缓解 (定义 参见 表1)。</p> <p>...after achieve clinical complete or partial relief definition see table 1</p>
(b) Target	After first-line treatment with <b>platinum-taxane</b> chemotherapy plus <b>bevacizumab</b> , patients were required to have no evidence of disease or to have had a clinical complete or partial response (definitions in Table 1).
(c) NEJM translation	Patients were required to have no evidence of disease or to have a clinical complete or partial response after treatment after first-line <b>platinum-taxane</b> chemotherapy plus <b>bevacizumab</b> (as defined in Table 1).
(d) WMT18 translation	after <b>Pt-Pseudophyllus</b> drug chemotherapy + <b>Bavaris mono-repellent</b> first-line treatment, the study required that the patient should not show signs of lesion or complete or partial clinical relief after treatment (see table 1 for definition).

Figure 10: 铂类-紫杉类 和 贝伐珠单抗 were never seen by the baseline model and were translated incorrectly (red text).

(a) Source	The lack of a maintenance <b>olaparib</b> monotherapy comparator group is a limitation of the PAOLA-1 trial, making it difficult to conclude whether the progression-free survival benefit seen in patients with HRD-positive tumors without BRCA mutations (who were not included in the SOLO1 trial) was due largely to the <b>addition of olaparib</b> or whether a synergistic effect occurred with <b>olaparib</b> and <b>bevacizumab</b> .													
(b) Target	wèishèzhì 未设置 lacking	àolāpālì <b>奥拉帕利</b> olaparib	dānyào 单药 monotherapy	wéichí 维持 maintenance	zhiliáo 治疗 treatment	duìzhàozǔ 对照组 comparator	shì 是 is	PAOLA-1 试验 trial	shìyàn 的 's	de 的 's	yīgè 一个 a	jùxiànxìng 局限性 limitation	zhé 这 this	shíde 使得 makes
	wǒmén 我们 us	nányī 难以 difficult to	quèdìng 确定 determine	zài 在 in...	wú 无 no	BRCA 突变 mutation	tuànbàn 的 's	de 的 's	HRD 阳性 positive	yángxìng 阳性 positive	zhōngliú 肿瘤 tumor	huànzǐ 患者 patients	(SOLO1 (SOLO1	shìyàn 试验 trial
	wèi 未 not	nàru 纳入 including	cǐlèi 此类 these	huànzǐ 患者) (patients)	zhōng 观察到 ...	guānchá dào 无进展 observed	wújìnzhǎn 无进展 prog.-free	shēngcúnqī 生存期 survival	huòyì 获益 benefit	de 的 's	yuányīn 原因 reason	shìfǒu 是否 whether	zhǔyào 主要是 largely	
	yóuyú 由于 due to	jiāyòng 加用 adding	àolāpālì <b>奥拉帕利</b> olaparib	yě 也 also	wúfǎ 无法 can't	quèdìng 确定 determine	àolāpālì <b>奥拉帕利</b> olaparib	hé 和 and	bèifǎzhūdānkàng 贝伐珠单抗 bevacizumab	shìfǒu 是否 whether	chǎnshēng 产生 produce	xiétóng 协同 synergistic	zuòyòng 作用。 effect.	
(c) NEJM translation	quēfá 缺乏 lacking	àolāpālì <b>奥拉帕利</b> olaparib	wéichí 维持 maintenance	dānyào 单药 monotherapy	zhiliáo 治疗 treatment	duìzhàozǔ 对照组 comparator	shì 是 is	PAOLA-1 试验 trial	shìyàn 的 's	de 的 's	yīgè 一个 a	jùxiànxìng 局限性, limitation,	yīncǐ 因此 therefore	nányī 难以 difficult to
	quèdìng 确定 determine	zài 在 in	wú 无 no	BRCA BRCA	tuànbàn 突变 mutation	de 的 's	HRD HRD	yángxìng 阳性 positive	zhōngliú 肿瘤 tumor	huànzǐ 患者 patients	wèi (未 (not	nàru 纳入 included in	SOLO1 SOLO1	shìyàn 试验) (trial)
	zhōng 中 in	guānchá dào 观察到的 observed	wújìnzhǎn 无进展 prog.-free	shēngcúnqī 生存期 survival	huòyì 获益 benefit	zhǔyào 主要 largely	shì 是 is	yóuyú 由于 due to	jiāyòng le 加用了 adding	àolāpālì <b>奥拉帕利</b> olaparib,	háishi 还是 or	yóuyú 由于 due to	àolāpālì <b>奥拉帕利</b> olaparib	hé 和 and
	bèifǎzhūdānkàng 贝伐珠单抗 bevacizumab	chǎnshēng le 产生了 produced	xiétóng 协同 synergistic	zuòyòng 作用。 effect.										
(d) WMT18 translation	quēfá 缺乏 lacking	wéichí 维持 maintenance	gūguā 孤寡 lonely	lǎorén 老人 elderly	dānyī 单一 mono	liáofǎ 疗法 therapy	bǐjiào 比较 comparator	xiǎozǔ 小组 group	shì 是 is	PAOLA-1 PAOLA-1	shìyàn 试验 trial	de 的 's	yīgè 一个 a	xiánxí 限制, limitation,
	shíde 使得 making	nányī 难以 difficult to	duàndìng 断定 determine	zài 在 in...	méiyǒu 没有 no	BRCA BRCA	tuànbàn 突变 mutation	de 的 's	HRD HRD	yángxìng 阳性 positive	zhōngliú 肿瘤 tumor	huànzǐ 患者 patients	wèi (未 (not	bāokuò 包括 included
	zài 在 in	SOLO1 SOLO1	zhìyànzhōng 试验中) (trial)	zhōng 中 ...in	kàndào de 看到的 observed	wújìnzhǎn 无进展 prog.-free	shēngcún 生存 survival	lìyì 利益 benefit	zhǔyào 主要 largely	shì 是 is	yóuyú 由于 due to	guāitóu 寡头 oligo-	yòuchóng 幼虫 larva	de 的 's
	zēngjiā 增加 increase	háishi 还是 or	yǔ 与 with	guāitóu 寡头 oligo-	hé 和 and	bái 白 white	fēng 蜂 bee	fāshēng 发生 produce	xiétóng 协同 synergistic	zuòyòng. 作用。 effect.				

Figure 11: **Olaparib** and **bevacizumab** were not seen by the baseline model and were translated incorrectly (red text).

Despite the need for biomedical parallel text, curation of large-scale corpora has been lacking. Because of the domain knowledge needed for accurate translation of medical literature, very few have attempted this task. Biomedical parallel corpora have been made available across several pairs of European languages, including English, German, Spanish, France, Portuguese, and Polish, to name a few. For Chinese, two studies have described pipelines for constructing biomedical parallel corpora, but neither have released data to the public (Chen and Ge, 2011; Tang et al., 2018). Because of

this, the latest shared task on WMT19 at the time of this writing did not provide in-domain training data for English-Chinese translation (Barrault et al., 2019).

### 6.3 Domain Adaptation in Machine Translation

Domain adaptation refers to training machine translation models using out-of-domain (OOD) data. Two prevailing challenges hinders training with OOD data. Instances that have not appeared in the training set (covariate shift) are difficult to

translate accurately during test time. Medical terminology, such as the word “oncogenesis”, that rarely occurs in the general domain falls into this category. Instances that appear during training and testing with different semantics present another challenge. For example, “clinical *depression*” is translated to Spanish as “*depresión clínica*” whereas “economic *depression*” is most commonly translated as “*recesión económica*”.

Various domain adaptation techniques have been developed. Synthetic data generation such as forward and backward translation (Sennrich et al., 2015a) aims to augment OOD parallel data with monolingual in-domain (ID) data. Data selection method aims to select in-domain examples from general domain data (Duh et al., 2013). Fine-tuning with a small amount of in-domain data has been shown to substantially improve translation quality (Luong and Manning, 2015).

## 7 Conclusion

We have presented a English-Chinese parallel dataset in the biomedical domain. We have shown that a baseline model trained on WMT18 has limited generalizability to the biomedical domain, and that as few as 4,000 sentence pairs from the NEJM-enzh dataset substantially improved translation quality. The translation quality continued to improve as the dataset grew. In addition, pre-training with the out-of-domain data benefited translation quality, even at the full-set level.

## Acknowledgments

We thank Renjie Zheng, Baigong Zheng, Mingbo Ma, and Kenneth Church for their insights.

## References

- Alias-i. 2008. Alias-i. <http://alias-i.com/lingpipe>. Accessed:2019-12-10.
- Loïc Barrault, Ondřej Bojar, Marta R Costa-jussà, Christian Federmann, Mark Fishel, Yvette Graham, Barry Haddow, Matthias Huck, Philipp Koehn, Shervin Malmasi, et al. 2019. Findings of the 2019 conference on machine translation (wmt19). In *Proceedings of the Fourth Conference on Machine Translation (Volume 2: Shared Task Papers, Day 1)*, pages 1–61.
- Rachel Bawden, Kevin Bretonnel Cohen, Cristian Grozea, Antonio Jimeno Yepes, Madeleine Kittner, Martin Krallinger, Nancy Mah, Aurélie Névoul, Mariana Neves, Felipe Soares, et al. 2019. Findings of the wmt 2019 biomedical translation shared task: Evaluation for medline abstracts and biomedical terminologies. In *Proceedings of the Fourth Conference on Machine Translation (Volume 3: Shared Task Papers, Day 2)*, pages 29–53.
- Olivier Bodenreider. 2004. The unified medical language system (umls): integrating biomedical terminology. *Nucleic acids research*, 32(suppl\_1):D267–D270.
- Ondřej Bojar, Rajen Chatterjee, Federmann Christian, Graham Yvette, Haddow Barry, Huck Matthias, Koehn Philipp, Liu Qun, Logacheva Varvara, Monz Christof, et al. 2017. Findings of the 2017 conference on machine translation (wmt17). In *Second Conference on Machine Translation*, pages 169–214. The Association for Computational Linguistics.
- Ondřej Bojar, Rajen Chatterjee, Christian Federmann, Yvette Graham, Barry Haddow, Matthias Huck, Antonio Jimeno Yepes, Philipp Koehn, Varvara Logacheva, Christof Monz, et al. 2016. Findings of the 2016 conference on machine translation. In *Proceedings of the First Conference on Machine Translation: Volume 2, Shared Task Papers*, pages 131–198.
- Ondřej Bojar, Christian Federmann, Mark Fishel, Yvette Graham, Barry Haddow, Matthias Huck, Philipp Koehn, and Christof Monz. 2018. Findings of the 2018 conference on machine translation (wmt18). In *Proceedings of the Third Conference on Machine Translation, Volume 2: Shared Task Papers*, pages 272–307, Belgium, Brussels. Association for Computational Linguistics.
- Christian Buck and Philipp Koehn. 2016. Findings of the wmt 2016 bilingual document alignment shared task. In *Proceedings of the First Conference on Machine Translation: Volume 2, Shared Task Papers*, pages 554–563.
- Xiaoxiao Chen and Shili Ge. 2011. The construction of english-chinese parallel corpus of medical works based on self-coded python programs. *Procedia Engineering*, 24:598–603.
- Kevin Duh, Graham Neubig, Katsuhito Sudoh, and Hajime Tsukada. 2013. Adaptation data selection using neural language models: Experiments in machine translation. In *Proceedings of the 51st Annual Meeting of the Association for Computational Linguistics (Volume 2: Short Papers)*, pages 678–683.
- Ondřej Dušek, Jan Hajič, Jaroslava Hlaváčová, Jindřich Libovický, Pavel Pecina, Aleš Tamchyna, and Zdeňka Uřešová. 2017. *Khresmoi summary translation test data 2.0*. LINDAT/CLARIAH-CZ digital library at the Institute of Formal and Applied Linguistics (ÚFAL), Faculty of Mathematics and Physics, Charles University.
- William A Gale and Kenneth W Church. 1993. A program for aligning sentences in bilingual corpora. *Computational linguistics*, 19(1):75–102.

- Luís Gomes and Gabriel Pereira Lopes. 2016. First steps towards coverage-based document alignment. In *Proceedings of the First Conference on Machine Translation: Volume 2, Shared Task Papers*, pages 697–702.
- Yvette Graham, Barry Haddow, and Philipp Koehn. 2019. Translationese in machine translation evaluation. *arXiv preprint arXiv:1906.09833*.
- Hany Hassan, Anthony Aue, Chang Chen, Vishal Chowdhary, Jonathan Clark, Christian Federmann, Xuedong Huang, Marcin Junczys-Dowmunt, William Lewis, Mu Li, et al. 2018. Achieving human parity on automatic chinese to english news translation. *arXiv preprint arXiv:1803.05567*.
- Diederik P Kingma and Jimmy Ba. 2014. Adam: A method for stochastic optimization. *arXiv preprint arXiv:1412.6980*.
- Guillaume Klein, Yoon Kim, Yuntian Deng, Jean Senellart, and Alexander Rush. 2017. **OpenNMT: Open-source toolkit for neural machine translation**. In *Proceedings of ACL 2017, System Demonstrations*, pages 67–72, Vancouver, Canada. Association for Computational Linguistics.
- Philipp Koehn, Hieu Hoang, Alexandra Birch, Chris Callison-Burch, Marcello Federico, Nicola Bertoldi, Brooke Cowan, Wade Shen, Christine Moran, Richard Zens, et al. 2007. Moses: Open source toolkit for statistical machine translation. In *Proceedings of the 45th annual meeting of the association for computational linguistics companion volume proceedings of the demo and poster sessions*, pages 177–180.
- Philipp Koehn, Huda Khayrallah, Kenneth Heafield, and Mikel L Forcada. 2018. Findings of the wmt 2018 shared task on parallel corpus filtering. In *Proceedings of the Third Conference on Machine Translation: Shared Task Papers*, pages 726–739.
- Edward Loper and Steven Bird. 2002. Nltk: the natural language toolkit. *arXiv preprint cs/0205028*.
- Minh-Thang Luong and Christopher D Manning. 2015. Stanford neural machine translation systems for spoken language domains. In *Proceedings of the International Workshop on Spoken Language Translation*, pages 76–79.
- Minh-Thang Luong, Ilya Sutskever, Quoc V Le, Oriol Vinyals, and Wojciech Zaremba. 2014. Addressing the rare word problem in neural machine translation. *arXiv preprint arXiv:1410.8206*.
- Xiaoyi Ma. 2006. Champollion: A robust parallel text sentence aligner. In *LREC*, pages 489–492.
- Robert C Moore. 2002. Fast and accurate sentence alignment of bilingual corpora. In *Conference of the Association for Machine Translation in the Americas*, pages 135–144. Springer.
- Mariana Neves. 2017. A parallel collection of clinical trials in portuguese and english. In *Proceedings of the 10th Workshop on Building and Using Comparable Corpora*, pages 36–40.
- Jonathon Read, Rebecca Dridan, Stephan Oepen, and Lars Jørgen Solberg. 2012. Sentence boundary detection: A long solved problem? In *Proceedings of COLING 2012: Posters*, pages 985–994.
- Sagar Shivaji Salunke. 2014. *Selenium Webdriver in Python: Learn with Examples*. CreateSpace Independent Publishing Platform.
- Víctor M Sánchez-Cartagena, Marta Bañón, Sergio Ortiz Rojas, and Gema Ramírez-Sánchez. 2018. Prompsit’s submission to wmt 2018 parallel corpus filtering shared task. In *Proceedings of the Third Conference on Machine Translation: Shared Task Papers*, pages 955–962.
- Rico Sennrich, Barry Haddow, and Alexandra Birch. 2015a. Improving neural machine translation models with monolingual data. *arXiv preprint arXiv:1511.06709*.
- Rico Sennrich, Barry Haddow, and Alexandra Birch. 2015b. Neural machine translation of rare words with subword units. *arXiv preprint arXiv:1508.07909*.
- Rico Sennrich and Martin Volk. 2010. Mt-based sentence alignment for ocr-generated parallel texts. In *The Ninth Conference of the Association for Machine Translation in the Americas (AMTA 2010)*.
- Rico Sennrich and Martin Volk. 2011. Iterative, mt-based sentence alignment of parallel texts. In *Proceedings of the 18th Nordic Conference of Computational Linguistics (NODALIDA 2011)*, pages 175–182.
- Lingyi Tang, Jun Xu, Xinyue Hu, Qiang Wei, and Hua Xu. 2018. Building a biomedical chinese-english parallel corpus from medline. *MultilingualBIO: Multilingual Biomedical Text Processing*, page 8.
- Jrg Tiedemann. 2012. Parallel data, tools and interfaces in opus. In *Proceedings of the Eight International Conference on Language Resources and Evaluation (LREC’12)*, Istanbul, Turkey. European Language Resources Association (ELRA).
- Dániel Varga, Péter Halácsy, András Kornai, Viktor Nagy, László Németh, and Viktor Trón. 2007. Parallel corpora for medium density languages. *Amsterdam Studies In The Theory And History Of Linguistic Science Series 4*, 292:247.
- Marta Villegas, Ander Intxaurre, Aitor Gonzalez-Agirre, Montserrat Marimon, and Martin Krallinger. 2018. The mespen resource for english-spanish medical machine translation and terminologies: census of parallel corpora, glossaries and term translations. *LREC MultilingualBIO: Multilingual Biomedical Text Processing (Malero M, Krallinger M, Gonzalez-Agirre A, eds.)*.

Michał Ziemiński, Marcin Junczys-Dowmunt, and Bruno Pouliguen. 2016. The united nations parallel corpus v1. 0. In *Proceedings of the Tenth International Conference on Language Resources and Evaluation (LREC'16)*, pages 3530–3534.