

Small-scale isotropy and ramp-cliff structures in scalar turbulence

Dhawal Buaria,^{1,*} Matthew P. Clay,² Katepalli R. Sreenivasan,^{1,3} and P. K. Yeung^{2,4}

¹*Tandon School of Engineering, New York University, New York, NY 11201, USA*

²*School of Aerospace Engineering, Georgia Institute of Technology, Atlanta, GA 30332, USA*

³*Department of Physics and the Courant Institute of Mathematical Sciences,
New York University, New York, NY 10012, USA*

⁴*School of Mechanical Engineering, Georgia Institute of Technology, Atlanta, GA 30332, USA*

(Dated: December 22, 2020)

Passive scalars advected by three-dimensional Navier-Stokes turbulence exhibit a fundamental anomaly in odd-order moments because of the characteristic ramp-cliff structures, violating small-scale isotropy. We use data from direct numerical simulations with grid resolution of up to 8192^3 at high Péclet numbers to understand this anomaly as the scalar diffusivity, D , diminishes, or as the Schmidt number, $Sc = \nu/D$, increases; here ν is the kinematic viscosity of the fluid. The microscale Reynolds number varies from 140 to 650 and Sc varies from 1 to 512. A simple model for the ramp-cliff structures is shown to characterize the scalar derivative statistics extremely well. It accurately captures how the small-scale isotropy is restored in the large- Sc limit, and additionally suggests a slight correction to the Batchelor length scale as the relevant smallest scale in the scalar field.

Introduction: The transport and mixing of a passive scalar by three-dimensional Navier-Stokes (NS) turbulence is an important problem in numerous natural and engineering processes [1–3], and also fundamentally important because it is a candidate for applying the same ideas of universality as stem from Kolmogorov’s seminal work on velocity fluctuations [4–6]. An essential ingredient of this universality is that the anisotropies introduced by the forcing at large scales are ultimately lost at small scales, and increasingly smaller scales become increasingly isotropic [5]. A few decades of work has gone into showing that Kolmogorov’s description is approximately valid for low-order statistics but breaks down for high-order quantities due to intermittency [7–9]. This breakdown stands out particularly for the scalar field, and manifests as a zeroth-order anomaly for odd-order moments of the derivative field: small-scale isotropy for the scalar requires odd-order derivative moments to vanish identically, whereas data from experiments and simulations show that the skewness (normalized third-order moment) in the direction of an imposed large-scale mean gradient remains to be of the order unity even at very high Reynolds numbers [10–14], and that its sign correlates perfectly with the imposed mean gradient [15].

This anomalous behavior, traced to the presence of ramp-cliff structures in the scalar field [12, 16, 17], has been studied so far mostly when the Schmidt number $Sc = \nu/D = \mathcal{O}(1)$, where ν is the kinematic viscosity and D is the diffusivity of the scalar. Earlier studies have indicated that the derivative skewness decreases as Sc increases [18–20], but the data, obtained at very low Reynolds numbers, were incidental to those papers. The question we answer in this Letter, utilizing data from state-of-the-art direct numerical simulations (DNS), is the nature of this change as Sc increases; we also develop a physical model that provides excellent characterization of the data.

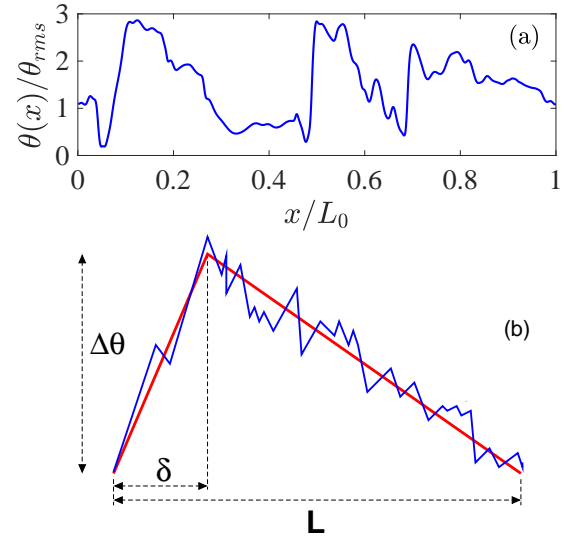


FIG. 1. (a) Typical one-dimensional trace of the scalar field in the direction of the imposed mean-gradient (x), for $R_\lambda = 140$ and $Sc = 1$, normalized by the rms value. $L_0 = 2\pi$ is the domain length. (b) A cartoon of the ramp-cliff model, based on the trace (but not to scale).

DNS data: The data examined in this work were generated using the canonical setup of isotropic turbulence in a periodic domain [9, 21], forced at large scales to maintain statistical stationarity. The passive scalar is obtained by simultaneously solving the advection-diffusion equation in the presence of mean uniform gradient $\nabla\Theta = (G, 0, 0)$ along one of the Cartesian directions, x [18]. The database utilized here is the same as in our recent work [22], and corresponds to microscale Reynolds number $R_\lambda \equiv u'\lambda/\nu$ in the range 140 – 650, where u' is the root-mean-square (rms) velocity fluctuation and λ the Taylor microscale; Sc lies in the range 1 – 512. The

Péclet number is the product $R_\lambda Sc$. As noted in [22], the data were generated using conventional Fourier pseudo-spectral methods for $Sc = 1$, and a new hybrid approach for higher Sc [23, 24]; in the latter method the velocity field was solved pseudo-spectrally while resolving the Kolmogorov length scale η , whereas the scalar field was solved using compact finite differences on a finer grid, so as to resolve the Batchelor scale $\eta_B = \eta Sc^{-1/2}$. Because of the steep resolution requirements for η_B , earlier studies for high Sc have been severely limited to low R_λ . Our database was generated using the largest grid sizes (of up to 8192^3) currently feasible in DNS, and allows us to attain significantly higher R_λ than before [25, 26].

The ramp-cliff model: Figure 1a shows a typical trace of the scalar field for $Sc = 1$, in which the characteristic ramp-cliff structures are clearly visible. Expectedly, the larger scalar gradients organized as sharp fronts (cliffs) are followed by regions of weaker gradients (ramps). A plausible physical reason for the ramp-cliff structure [6] is the presence of coherent parcels of fluid with large scalar concentration values, moving at a finite velocity relative to the ambient, thus creating sharp fronts; the resulting ramp-cliff model for the scalar is shown in Fig. 1b. Its overall extent is on the order of the large scale L , whereas the cliff occurs over some small scale $\delta \ll L$, with the corresponding scalar increment $\Delta\theta$, which is of the order of the largest scalar fluctuation in the flow. Since the fluctuations of a scalar advected in isotropic turbulence are Gaussian [27], it is reasonable to assume that $\Delta\theta \sim \theta_{rms}$, where θ_{rms} is the root-mean-square (rms) value [28]. Thus, an odd moment of the scalar gradient would get its largest contribution from the cliff (with all other contributions essentially canceling each other). Given the gradient at the cliff is θ_{rms}/δ and the fraction occupied by the cliff is δ/L , one can write

$$\langle (\nabla_{\parallel} \theta)^p \rangle \sim \left(\frac{\theta_{rms}}{\delta} \right)^p \times \frac{\delta}{L}, \quad (1)$$

where $p > 1$ is odd and $\nabla_{\parallel} \theta$ is the scalar derivative parallel to the imposed mean-gradient. Contributions of cliffs to even-order statistics can be regarded as small. It was argued in [6] that $\delta \sim \eta_B$, the Batchelor length scale, using which the following expression for the standardized moments can be derived:

$$\frac{\langle (\nabla_{\parallel} \theta)^p \rangle}{\langle (\nabla_{\parallel} \theta)^2 \rangle^{p/2}} \sim Sc^{-1/2} R_\lambda^{(p-3)/2}. \quad (2)$$

The result for $p = 3$ and 5 was outlined in [6], but we have now generalized it to any arbitrary odd-order (see Supplementary for details). The above derivation also assumes that the second derivative moment—which gives the mean scalar dissipation rate, $\langle \chi \rangle = 2D\langle |\nabla \theta|^2 \rangle$, can be written in terms of large-scale quantities, i.e., $\langle \chi \rangle \sim \theta_{rms}^2 u'/L$, as naively anticipated from scalar dissipation

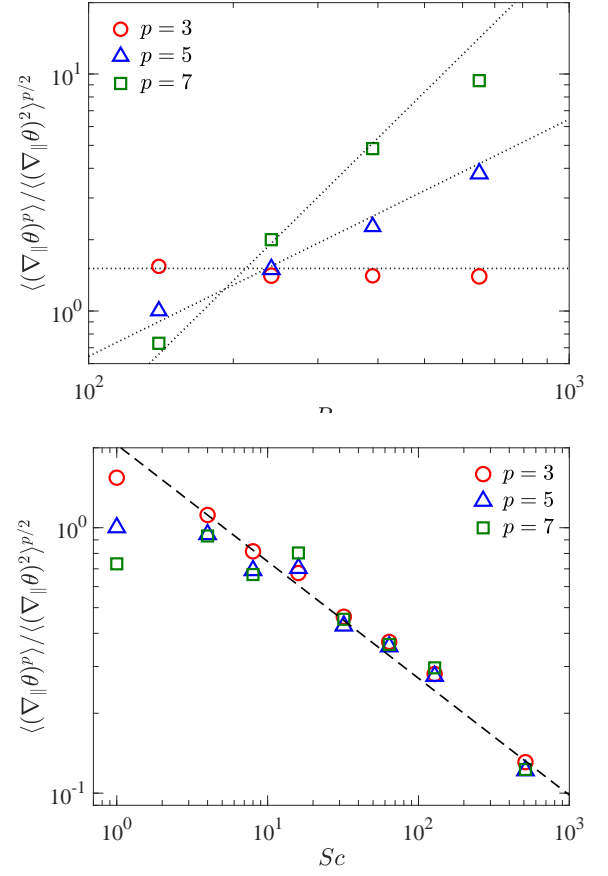


FIG. 2. Normalized odd-order moments of the scalar derivative in the direction of the mean scalar gradient, (a) as a function of R_λ at $Sc = 1$, and (b) as a function of Sc at $R_\lambda = 140$. For clarity, the data for $p = 5$ and 7 are shifted down by factors of 100 and 16,000, respectively. The dotted lines in (a) correspond to power law slopes of 0, 1 and 2 (see Eq. (2)). The dashed line in (b) corresponds to a slope of -0.45 (instead of -0.5 given by Eq. (2)). Statistical errors are less than the symbol height but those resulting from finite grid resolution introduce some uncertainty in the seventh moment at $R_\lambda = 650$.

anomaly [29, 30]. (However, we will show later that this needs modification, since the scalar dissipation rate also has a weak Sc -dependence [22, 29]). The predictions of Eq. (2) are compared in Fig. 2 with the DNS data. Figure 2a shows that the normalized odd moments agree with expected variations on R_λ . Figure 2b shows that the Sc -variations are close to the prediction of the ramp model, but the best fit gives a slope of -0.45 instead of -0.5 .

It is worth asking why the odd-order moments of the scalar derivative diminish with decreasing scalar diffusivity (i.e., increasing Sc). The reason can be seen briefly in the scalar traces for different values of Sc (Fig. 3). The signals become more oscillatory as Sc increases, and the underlying ramp structure, though present, makes smaller contributions to the overall derivative statistics.

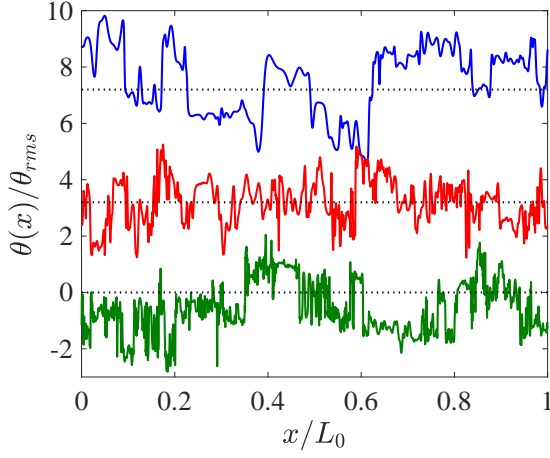


FIG. 3. One-dimensional traces of the scalar field in the direction of the imposed mean gradient (x). Similar to Fig. 1a, but for $Sc = 8, 64$ and 512 (from top to bottom).

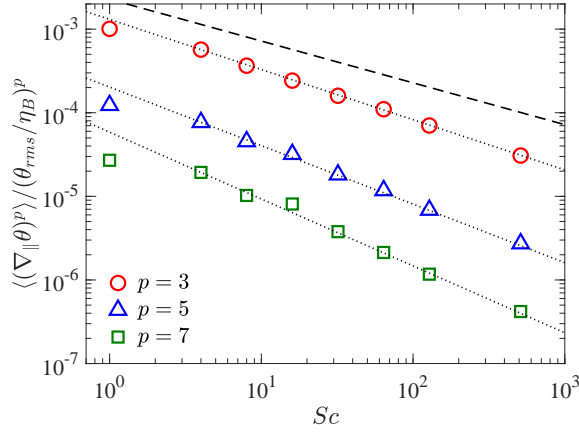


FIG. 4. The 3rd, 5th and 7th order moments of the scalar derivative in the direction of mean-gradient at $R_\lambda = 140$, suitably normalized by θ_{rms}/η_B . Dashed line corresponds to the $-1/2$ -power predicted by Eq. (3), whereas the dotted lines correspond to power laws with $-1/2 - \alpha(p-1)$, $\alpha = 0.05$ (see text). For clarity, the data for $p = 5$ and 7 are shifted down by factors of 4 and 16 , respectively.

A related study can be found in [22].

Refinement of the ramp-cliff model: It is somewhat surprising that Eq. (2) of this elementary model agrees reasonably well with the data (Fig. 2), but it should be noted that the odd-order moments in Fig. 2 are normalized by the second moment. Recent studies have demonstrated that the second moment has a mild Sc -dependence [22, 30], so some cancellation of possible Sc -dependence between the second and odd-order moments aids the observed agreement. If, instead, we normalize the odd-order moments by the suitable power of the pre-

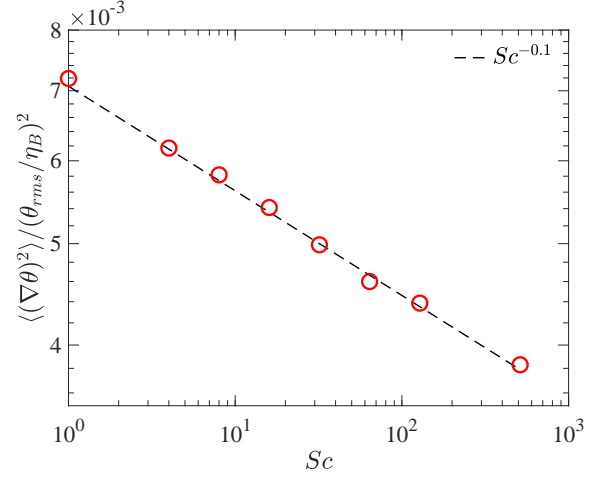


FIG. 5. The variance of scalar gradient (which is also given as $\langle \chi \rangle / 6D$) normalized by θ_{rms}/η_B , $R_\lambda = 140$. The data can be well represented by a power law of the form $Sc^{-0.1}$.

sumed gradient within the cliff, viz., θ_{rms}/η_B , we get

$$\frac{\langle (\nabla_{\parallel} \theta)^p \rangle}{(\theta_{rms}/\eta_B)^p} \sim Sc^{-1/2} R_\lambda^{-3/2}. \quad (3)$$

The model yields the same $Sc^{-1/2}$ dependence as Eq. (2) but simulations (Fig. 4) show increasing deviations from the $-1/2$ scaling as p increases from 3 to 7 .

Several possibilities to address these deviations can be considered, but the simplest is to take δ in Fig. 1b as

$$\eta_D = \eta_B Sc^\alpha = \eta Sc^{-1/2+\alpha}, \quad (4)$$

instead of η_B as in [6]; here α is a small positive number. Now using $\delta = \eta_D$ and substituting it in Eq. (1) we find

$$\frac{\langle (\nabla_{\parallel} \theta)^p \rangle}{(\theta_{rms}/\eta_B)^p} \sim Sc^{\beta_p} R_\lambda^{-3/2}, \quad (5)$$

with $\beta_p = -1/2 - \alpha(p-1)$,

which provides an order-dependent scaling exponent. We now demonstrate the dynamical plausibility of this choice of α and address several concomitant issues.

Justification for η_D and dynamical consequences: An argument in favor of η_D can be made in terms of the intermittency of energy dissipation [31, 32], which appears via η in the definition $\eta_B = \eta Sc^{-1/2}$, ultimately influencing the scalar field. It is thus reasonable to assume that δ in Fig. 1b fluctuates around η_B with an average value given by an Sc -dependent quantity such as η_D .

Given that η_D represents the dynamically smallest scale, it is natural to try to understand its influence on the even order moments. A known result from [29, 33] is that the normalized mean scalar dissipation rate decreases logarithmically with Sc . This result has been

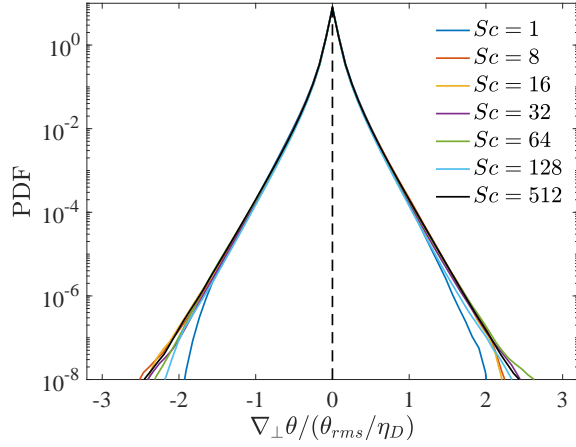


FIG. 6. The PDFs of scalar derivative in the direction perpendicular to imposed mean-gradient, normalized by θ_{rms}/η_D . $R_\lambda = 140$. The statistical error bars are negligible and the probability density is shown here only when the number of samples in the histogram was greater than 10^3 . The exponential tails of these distributions was explored in [35].

verified at high R_λ in [22, 30], and can be written as

$$\frac{\langle \chi \rangle L}{\theta_{rms}^2 u'} \sim c \frac{R_\lambda}{\log Sc} \quad (6)$$

where c is some constant, independent of R_λ . However, the $\log Sc$ dependence is only semi-empirical [29], and operationally indistinguishable from a weak power law dependence (which is more tractable for practical purposes). Since $\langle \chi \rangle$ is essentially the second moment of scalar derivatives, the above relation can be rewritten as

$$\frac{\langle |\nabla \theta|^2 \rangle}{(\theta_{rms}/\eta_B)^2} \sim c Sc^{-\gamma}. \quad (7)$$

where the $1/\log Sc$ dependence has been replaced $Sc^{-\gamma}$ (with $\gamma > 0$) and we have utilized classical scaling relations $L/\eta \sim R_\lambda^{3/2}$ and $R_\lambda^2 \sim Re = u' L/\nu$ [7]. We plot the left hand side of Eq. (7) versus Sc in Fig. 5, with the best fit giving $\gamma = 0.1$. It now follows from the definition of η_D that $\alpha = \gamma/2 = 0.05$, allowing us to capture the Schmidt number scaling of the second moment. In fact, a similar consideration was also exploited in a recent work [34], where the authors also use the second moment of the scalar derivative to define a Taylor length scale, which was then utilized to collapse many scalar statistics.

The first outcome of this refinement is that it agrees very well with the data on odd-order moments (see dotted lines drawn in Fig. 4). In fact, combining the results from Eqs. (5) and (7) gives an $Sc^{-1/2+\alpha}$ relation for normalized odd-moments in Eq. (2), which corrects the discrepancy noted in Fig. 2b (the best slope being -0.45 instead of -0.5). As a second outcome, Fig. 6 shows that

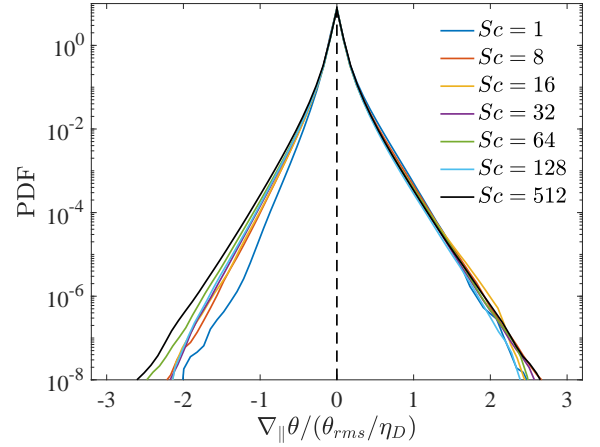


FIG. 7. PDFs of scalar derivative parallel to the imposed mean gradient, normalized by θ_{rms}/η_D . $R_\lambda = 140$.

the probability density functions (PDFs) of the scalar derivative perpendicular to the direction of the imposed mean-gradient show very good collapse for $Sc > 1$ (with minor variation in extreme tails).

A further outcome of using η_D is that the positive sides of the PDFs of the scalar derivative parallel to the mean-gradient, corresponding essentially to the cliffs, collapse for all Sc (see Fig. 7). As Sc increases, the left side of the PDF moves outwards rendering it symmetric for large Sc . Local isotropy dictates that the even moments of the scalar gradients both parallel and perpendicular to the imposed large mean gradients be equal, and, in fact, the high Sc -asymptote of the PDFs in Fig. 7 match the collapsed PDFs of Fig. 6. Thus, in the limit of large Sc , odd-order derivative moments in all directions are zero and even moments equal—in conformity with small-scale isotropy. The high-order even moments from both directions are explicitly compared in Fig. 8. It is seen that they approach each other and become independent of Sc for $Sc \gtrsim 8$. Together these results consolidate the idea that the dynamically relevant smallest scale in the scalar field is η_D (instead of η_B).

Summary: We have considered the important problem of the non-vanishing odd moments of the scalar derivative in the direction of the mean-gradient. This result violates the isotropy of small scales. We have shown that this feature can be accounted for by a simple mechanistic model for the ramp-cliff structure. This model predicts the normalized moments quite well. A closer look at the moments reveals certain departures from the model. These departures can be addressed by introducing a new diffusive scale that is different from the Batchelor scale. This new scale not only improves agreement with the data on odd-order moments but also allows us to collapse, for large Sc , all the PDFs of scalar gradients in all directions. In that limit, even moments of the

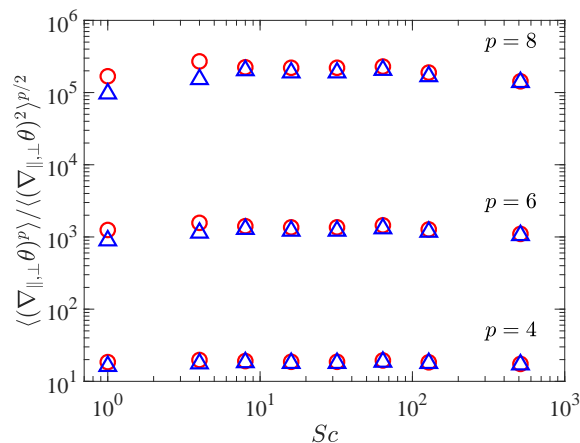


FIG. 8. Moments of scalar derivative in parallel (red circles) and perpendicular (blue triangles) directions of the imposed mean gradient. With increasing Sc , the moments approach each other and are also independent of Sc , affirming the collapses of the PDFs seen in Figs. 6 and 7.

derivative are equal, to all orders, in the direction of the mean gradient and perpendicular to it. In conclusion, our results provide a satisfactory characterization of all gradient statistics in passive scalar turbulence. It would be instructive to see how our results here, especially on the modification of Batchelor length scale, translate to active scalars, such as temperature and salinity in the ocean.

Acknowledgments: We thank Kartik Iyer and Jörg Schumacher for useful discussions. This research used resources of the Oak Ridge Leadership Computing Facility (OLCF), which is a Department of Energy (DOE) Office of Science user facility supported under Contract DE-AC05-00OR22725. We acknowledge the use of advanced computing resources at the OLCF under 2017 and 2018 INCITE Awards. Parts of the data analyzed in this work were obtained through National Science Foundation (NSF) Grant ACI-1036170, using resources of the Blue Waters sustained petascale computing project, which was supported by the NSF (awards OCI- 725070 and ACI-1238993) and the State of Illinois. DB also gratefully acknowledges the Gauss Centre for Supercomputing e.V. (www.gauss-centre.eu) for providing computing time on the supercomputer JUWELS at Jülich Supercomputing Centre, where the $Sc = 1$ simulations were performed.

* dhawal.buaria@nyu.edu

[1] J. C. Hill, “Homogeneous turbulent mixing with chemical reaction,” *Annu. Rev. Fluid Mech.* **8**, 135–161 (1976).
 [2] Z. Warhaft, “Passive scalars in turbulent flows,” *Annu. Rev. Fluid Mech.* **32**, 203–240 (2000).

[3] P. E. Dimotakis, “Turbulent mixing,” *Annu. Rev. Fluid Mech.* **37**, 329–356 (2005).
 [4] S. Corrsin, “On the spectrum of isotropic temperature fluctuations in an isotropic turbulence,” *J. Appl. Phys.* **22**, 469–473 (1951).
 [5] A. S. Monin and A. M. Yaglom, *Statistical Fluid Mechanics*, Vol. 2 (MIT Press, 1975).
 [6] K. R. Sreenivasan, “Turbulent mixing: A perspective,” *Proc. Natl. Acad. Sci.* **116**, 18175–18183 (2019).
 [7] U. Frisch, *Turbulence: the legacy of Kolmogorov* (Cambridge University Press, Cambridge, 1995).
 [8] K. S. Sreenivasan and R. A. Antonia, “The phenomenology of small-scale turbulence,” *Annu. Rev. Fluid Mech.* **29**, 435–77 (1997).
 [9] T. Ishihara, T. Gotoh, and Y. Kaneda, “Study of high-Reynolds number isotropic turbulence by direct numerical simulations,” *Ann. Rev. Fluid Mech.* **41**, 165–80 (2009).
 [10] P. G. Mestayer, C. H. Gibson, M. F. Coantic, and A. S. Patel, “Local anisotropy in heated and cooled turbulent boundary layers,” *Phys. Fluids* **19**, 1279–1287 (1976).
 [11] K. R. Sreenivasan and R. A. Antonia, “Skewness of temperature derivatives in turbulent shear flows,” *Phys. Fluids* **20**, 1986–1988 (1977).
 [12] K. R. Sreenivasan, “On local isotropy of passive scalars in turbulent shear flows,” *Proc. R. Soc. Lond. A* **434**, 165–182 (1991).
 [13] M. Holzer and E. D. Siggia, “Turbulent mixing of a passive scalar,” *Phys. Fluids* **6**, 1820–1837 (1994).
 [14] A. Pumir, “A numerical study of the mixing of a passive scalar in three dimensions in the presence of a mean gradient,” *Phys. Fluids* **6**, 2118–2132 (1994).
 [15] K. R. Sreenivasan and S. Tavoularis, “On the skewness of the temperature derivative in turbulent flows,” *J. Fluid Mech.* **101**, 783–795 (1980).
 [16] K. R. Sreenivasan, R. A. Antonia, and D. Britz, “Local isotropy and large structures in a heated turbulent jet,” *J. Fluid Mech.* **94**, 745–775 (1979).
 [17] B. I. Shraiman and E. D. Siggia, “Scalar turbulence,” *Nature* **405**, 639–646 (2000).
 [18] P. K. Yeung, S. Xu, and K. R. Sreenivasan, “Schmidt number effects on turbulent transport with uniform mean scalar gradient,” *Phys. Fluids* **14**, 4178–4191 (2002).
 [19] J. Schumacher and K. R. Sreenivasan, “Geometric features of the mixing of passive scalars at high Schmidt numbers,” *Phys. Rev. Lett.* **91**, 174501 (2003).
 [20] G. Brethouwer, J. C. R. Hunt, and F. T. M. Nieuwstadt, “Micro-structure and Lagrangian statistics of the scalar field with a mean gradient in isotropic turbulence,” *J. Fluid Mech.* **474**, 193–225 (2003).
 [21] D. Buaria, A. Pumir, and E. Bodenschatz, “Self-attenuation of extreme events in Navier–Stokes turbulence,” *Nat. Commun.* **11**, 5852 (2020).
 [22] D. Buaria, M. P. Clay, K. R. Sreenivasan, and P. K. Yeung, “Turbulence is an ineffective mixer when schmidt numbers are large,” *arXiv preprint arXiv:2004.06202* (2020).
 [23] M. P. Clay, D. Buaria, T. Gotoh, and P. K. Yeung, “A dual communicator and dual grid-resolution algorithm for petascale simulations of turbulent mixing at high Schmidt number,” *Comput. Phys. Commun.* **219**, 313–328 (2017).
 [24] M. P. Clay, D. Buaria, P. K. Yeung, and T. Gotoh, “GPU acceleration of a petascale application for turbu-

- lent mixing at high Schmidt number using OpenMP 4.5,” *Comput. Phys. Commun.* **228**, 100–114 (2018).
- [25] D. Buaria and K. R. Sreenivasan, “Dissipation range of the energy spectrum in high Reynolds number turbulence,” *Phys. Rev. Fluids* **5**, 092601(R) (2020).
- [26] D. Buaria, E. Bodenschatz, and A. Pumir, “Vortex stretching and enstrophy production in high Reynolds number turbulence,” *Phys. Rev. Fluids* **5**, 104602 (2020).
- [27] T. Watanabe and T. Gotoh, “Statistics of a passive scalar in homogeneous turbulence,” *New J. Phys.* **6**, 40 (2004).
- [28] A. Pumir, “Small-scale properties of scalar and velocity differences in three-dimensional turbulence,” *Phys. Fluids* **6**, 3974–3984 (1994).
- [29] D. A. Donzis, K. R. Sreenivasan, and P. K. Yeung, “Scalar dissipation rate and dissipative anomaly in isotropic turbulence,” *J. Fluid Mech.* **532**, 199–216 (2005).
- [30] D. Buaria, P. K. Yeung, and B. L. Sawford, “A Lagrangian study of turbulent mixing: forward and backward dispersion of molecular trajectories in isotropic turbulence,” *J. Fluid Mech.* **799**, 352–382 (2016).
- [31] C. Meneveau and K. R. Sreenivasan, “The multifractal nature of turbulent energy dissipation,” *J. Fluid Mech.* **224**, 429–484 (1991).
- [32] D. Buaria, A. Pumir, E. Bodenschatz, and P. K. Yeung, “Extreme velocity gradients in turbulent flows,” *New J. Phys.* **21**, 043004 (2019).
- [33] M. S. Borgas, B. L. Sawford, S. Xu, D. A. Donzis, and P. K. Yeung, “High Schmidt number scalars in turbulence: structure functions and Lagrangian theory,” **16**, 3888–3899 (2004).
- [34] T. Yasuda, T. Gotoh, T. Watanabe, and I. Saito, “Péclet-number dependence of small-scale anisotropy of passive scalar fluctuations under a uniform mean gradient in isotropic turbulence,” *J. Fluid Mech.* **898**, A4 (2020).
- [35] B. I. Shraiman and E. D. Siggia, “Lagrangian path integrals and fluctuations in random flow,” *Phys. Rev. E* **49**, 2912 (1994).