

Effects of Supernova Redshift Uncertainties on the Determination of Cosmological Parameters

CHARLES L. STEINHARDT,^{1,2} ALBERT SNEPPEN,² BIDISHA SEN,^{1,2}

¹*Cosmic Dawn Center (DAWN)*

²*Niels Bohr Institute, University of Copenhagen, Lyngbyvej 2, København Ø 2100, Denmark*

ABSTRACT

Redshifts used in current cosmological supernova samples are measured using two primary techniques, one based on well-measured host galaxy spectral lines and the other based on supernova-dominated spectra. Here, we construct an updated Pantheon catalog with revised redshifts, redshift sources and estimated uncertainties for the entire sample to investigate whether these two techniques yield consistent results. The best-fit cosmological parameters using these two measurement techniques disagree, and we explore several possible sources of bias which could result from using the lower-precision supernova-dominated redshifts. In a pilot study, we show that using a host redshift-only subsample of the Pantheon catalog will result in lower Ω_m and matter density $\Omega_m h^2$ and slightly higher H_0 than previous analysis which, among other possibilities, could result in supernova and CMB measurements agreeing on $\Omega_m h^2$ despite tension in H_0 . To obtain rigorous results, though, the Pantheon catalog should be improved by obtaining host spectra for supernova that have faded and future surveys should be designed to use host galaxy redshifts rather than lower-precision methods.

1. INTRODUCTION

The use of Type Ia supernovae as distance indicators for constraining cosmological parameters has been essential in the development of the standard, Λ CDM cosmological paradigm (Riess et al. 1998; Perlmutter et al. 1999). Supernovae now comprise one of a suite of tests for the expansion history of the Universe and measurements of cosmological parameters at various stages of its evolution. Other tests include Cosmic Microwave Background (CMB) measurements (Planck Collaboration et al. 2018), Baryon Acoustic Oscillation (BAO) measurements (Bassett & Hlozek 2010), and lensed quasars (Wong et al. 2019), as well as measurements of nearby variable objects used to calibrate some of these techniques (Altavilla et al. 2004).

It has recently been shown that there is tension between early-Universe and late-Universe measurements of the Hubble constant H_0 (Scolnic et al. 2014; Riess et al. 2018, 2019; Wong et al. 2019; Shajib et al. 2019). If so, this would mean that the same Λ CDM parameters cannot simultaneously fit observations at all redshifts, requiring a modified cosmological model. These measurements of H_0 differ at the $\sim 10\%$ level, so finding this tension has only become possible with the increased precision of recent cosmological studies.

Significant attention has been given to the statistical and systematic errors in measuring the luminosity distance to Type Ia supernova. Uncertainties in measuring their redshifts have been given less attention, likely

because those errors have often been negligible by comparison.

It was recently pointed out that a bias in redshift estimation would produce a corresponding bias in cosmological parameters (Davis et al. 2019). Here, we conduct a pilot study to determine whether several aspects of current redshift measurement techniques produce enough of a bias to affect the cosmological parameters derived from the Pantheon dataset. An additional result here is that at low redshift, even *unbiased* redshift measurements with sufficiently large uncertainties will bias the resulting best-fit cosmological parameters.

Specifically, this work focuses on two sources of potentially significant systematic effects based on an analysis of the largest current dataset, Pantheon (Scolnic et al. 2018):

1. **Different Measurement Techniques:** Redshifts are determined using several different techniques, ranging from narrow emission lines in high-resolution spectra of well-identified host galaxies (hostz; with redshift uncertainties $\lesssim 0.0001$) to broad, asymmetric and outflow-dominated absorption lines in supernova spectra (SNz; with redshift uncertainties as high as ~ 0.01). These measurements are combined into a common sample.
2. **Cataloging Individual Redshift Uncertainties:** The Pantheon and JLA (Betoule et al. 2014) compilations report all redshift uncertain-

ties as zero¹, and regressions using these compilations treat redshifts as zero-uncertainty measurements. Some source catalogs used to compile these datasets report individual redshift uncertainties, but others only report whether individual redshifts were measured using a host or supernova spectrum. This means that ‘errors in variables’ regression techniques which would include redshift uncertainties in the fit cannot be used on current datasets. As shown here, some redshift uncertainties can be recovered by consulting original source catalogs; but many of the spectra are not public, making it impossible to determine individual redshift uncertainties for the entire catalog.

There is a third significant issue which is not explored in this study. Several aspects of the Pantheon luminosity distance calibration procedure are sensitive to both the (binned) redshift distribution and individual redshifts in the catalog (Rest et al. 2014; Kessler & Scolnic 2017; Scolnic et al. 2018). These affect not only the reported distance moduli for each object but also reported distance modulus uncertainties, which include a component derived from redshift uncertainties.

Thus, the cosmological fits for subsets of the full catalog presented here should not be taken as conclusive measurements of cosmological parameters. Rather, they should be taken as useful diagnostics, comparing whether subsamples of the full Pantheon catalog yield identical cosmological parameters in order to identify which of these effects may be most significant. However, these parameters will not be properly calibrated.

§ 2 describes the construction of Pantheon subsamples in order to investigate these potential problems. As part of this process, we use a more precise conversion between heliocentric and CMB-frame redshifts, as well as correct a small number of transcription errors, as described in Appendix A. The resulting updated catalog, which we release along with this paper, is described in § 3. We also show that the best-fit cosmological parameters for hostz-only and SNz-only samples disagree. In § 4, we evaluate possible explanations for that disagreement. One possible surprising result is that at low redshift, even purely statistical redshift uncertainties as low as 10^{-3} (typical SNz uncertainties are between 10^{-3} and 10^{-2}) can produce a significant bias if these errors are neglected. As discussed in § 5, our recommendation is to only use supernovae with host redshifts for precision cosmology, and that measuring hostz should be a

key requirement for future studies. We also suggest that after doing so, a comparisons between CMB and lower-redshift measurements of Ω_m and $\Omega_m h^2$ may provide interesting cosmological probes.

2. SOURCES OF PANTHEON REDSHIFTS

Nearly all supernovae used for cosmology were originally identified from photometric observations, with spectroscopic followup used to confirm that the supernova is a Type Ia. That same spectrum was most commonly used to determine the redshift. In some cases, a later followup spectrum was also taken, and for some of the most local supernovae, a host galaxy redshift from NED was used instead. The Pantheon catalog is compiled from 12 different smaller catalogs, with each group having made individual decisions about the necessity of obtaining additional spectra and the most suitable telescopes, exposure times, and resolutions for followup spectroscopy.

The result is that the individual redshift measurements are of highly variable precision, with reported uncertainties varying by as much as a factor of 1000 across the sample. The most substantial difference comes from which spectral lines were available. Depending upon the line of sight, timing, and properties of the telescope used for followup, it was possible to obtain narrow host galaxy lines for approximately half of the Pantheon supernovae. For the remainder, only a supernova-dominated spectrum is available, with a redshift derived from strong, broad absorption lines such as SiII 6355. These lines come from expanding shells exhibiting outflows at as much as ~ 10000 - 15000 km/s (Foley et al. 2011; Silverman et al. 2015). Templates derived from nearby supernova spectra, along with the SuperNova IDentification code (SNID) fitting package (Blondin & Tonry 2007), are then typically used to determine redshift.

Because of the strong outflows and broad, sometimes skewed line profiles, redshift derived from supernova lines (SNz) have larger uncertainties than those derived from host galaxy lines (hostz). Most, but not all, of the catalogs used to compile the Pantheon dataset describe redshifts as SNz or hostz. A well-measured hostz might have a redshift uncertainty between 10^{-5} and 10^{-4} , whereas SNz uncertainties have been assumed to be as high as ~ 0.01 (Rest et al. 2014). There are also in-between cases, such as spectra dominated by the supernova with one host galaxy emission line also present. Depending on the source catalog, these objects are sometimes classified as SNz, sometimes hostz, and sometimes described as a third category.

It has generally been assumed that uncertainties in luminosity distance dominate, so all authors have used

¹ As described below, Pantheon distance modulus uncertainties are sensitive to binned redshift uncertainties.

both sets of redshifts interchangeably, assuming that any method produces a negligible uncertainty. Indeed, for many of the objects in the Pantheon catalog, the original source catalog did not report an individual uncertainty for each redshift measurement. Further, because many of the followup spectra are not public, it is not currently possible to uniformly reconstruct missing redshift uncertainties across the entire sample. As result, this work instead relies on the techniques and uncertainties reported by the original source catalogs.

2.1. Sample Definitions

In order to test whether different redshift measurement techniques are truly interchangeable, here the Pantheon catalog is partitioned by measurement technique. These are then fit independently in order to determine whether they yield mutually consistent cosmological parameters (§ 3).

Similarly, because redshift uncertainties are not reported in Pantheon, currently regression techniques which incorporate errors in the independent variable cannot be used. A subsample is constructed with well-documented individual redshift uncertainties in order to test whether these ‘errors in variables’ regressions produce cosmological parameters consistent with those assuming redshift uncertainties are negligible.

Specifically, the subsamples used in this work are defined as follows:

- **Hostz Sample:** Most redshifts are listed in source as having been determined either from host galaxy lines (hostz) or supernova lines (SNz). The hostz sample consists of only redshifts labeled as hostz in the original source catalogs. This includes 702 of the 1048 Pantheon objects.
- **Not-Hostz Sample:** The remaining 346 objects are instead placed in a not-hostz sample. Nearly all of these redshifts are labeled as SNz. In some cases, source catalogs list a redshift as having been determined from a combination of host and supernova lines, typically without further elaboration. Since it is unclear whether such measurements have uncertainties more typical of a hostz or a SNz, these objects are not placed in the hostz sample. In other cases, source catalogs have used only hostz and SNz designations, and the labeling here follows the original authors. Although these more complex objects are relatively rare, because of their inclusion this sample is labeled not-hostz rather than SNz.
- **Known-Error Sample:** For many objects, individual redshift uncertainties are available either

from the original source catalogs or other archival data. This is most common when an independent spectrum was taken at a different time. Thus, most of these objects lie either at very low redshift and are in NED or were part later Sloan Digital Sky Survey spectroscopic campaigns. The high-quality known-error sample consists of only hostz measurements with well-quantified redshift uncertainties $\leq 10^{-3}$. This includes 584 of the 1048 Pantheon objects, and is the most reliable high-quality sample constructed here. It is also the only one suitable for regression techniques which properly consider redshift uncertainties.

The remaining 464 are instead placed in an unknown-error sample in the attached catalog. However, the unknown-error sample contains a mixture of different measurement techniques, as well as both low-precision redshifts and high-precision but insufficiently documented redshifts, and is therefore not suitable for analysis as a meaningful sample.

Applying these definitions to the Pantheon catalog consists of making individual determinations about how to handle each of the constituent data sources. A full description of the treatment of each catalog, as well as additional corrections described in § 2.2, is given in Appendix A.

2.2. Conversion between Heliocentric and CMB Frame Redshifts in the Pantheon Catalog

The Pantheon conversion between heliocentric z_{hel} and z_{CMB} , the redshift in the CMB frame which is used for fitting cosmology, uses a pair of low-redshift approximations. As part of the updated catalog presented here, these have been updated to use a full relativistic treatment of velocities and corresponding redshifts, described in more detail in Appendix A.

Because the velocity of the CMB dipole is approximately 370 km/s (Planck Collaboration et al. 2018), these corrections alter most of the z_{CMB} measurements in the Pantheon catalog by $\sim 10^{-3}z$, which is on average $\sim 3 \times 10^{-4}$. Fits of the Pantheon catalog using the original and adjusted redshifts can be compared to determine whether these redshift conversion approximations biased cosmological fits.

Using a flat Λ CDM model as an example, the best-fit H_0 is 0.17 km/s/Mpc higher and best-fit Ω_m 0.007 lower using corrected redshifts. This is of similar magnitude (although with the opposite sign, likely because of the predominance of observations aligned more closely with the CMB dipole) to the effects of adding a random scatter of $\sim 10^{-3}z$ to each redshift, as discussed in more

detail in § 4. These differences are smaller than fit uncertainties, and for H_0 nearly 10 times smaller than the dominant systematic error.

Changing redshifts should also be accompanied by a corresponding shift in the K correction (Humason et al. 1956; Oke & Sandage 1968). Since distance modulus increases towards higher redshift, this effect is opposite that of errors in z . At low redshift, where errors in z are most significant, the effect is negligible but it can become more substantial towards $z \sim 1$. Thus, following proper recalibration, the difference between best-fit cosmological parameters using the Pantheon redshifts and adjusted redshifts will be slightly smaller than that given above.

Regardless, this effect alone would not have induced a significant bias in the resulting cosmological fits. However, the improved conversion increases redshift accuracy and should provide an improvement in fit quality for supernovae with very well-measured redshifts, as in those cases this redshift conversion error exceeded measurement uncertainty. Therefore, for the remainder of this work all tests will be performed using these updated redshifts.

These redshift corrections are included in the updated Pantheon catalog (Table 2) released along with this paper. In addition, every object is labeled with its membership in the subsamples described in this section.

3. THE EFFECTS OF REDSHIFT MEASUREMENT CHOICES ON BEST-FIT COSMOLOGY

The effects of using different redshift measurement techniques on the Pantheon sample can be evaluated by comparing cosmological fits produced on samples restricted to a single technique. The exact effects will depend upon the particular cosmological model. Each fit in this work uses the `scipy` orthogonal distance regression subpackage, with specific cosmological models taken from `astropy.cosmology` (Astropy Collaboration et al. 2013; Price-Whelan et al. 2018)

Here, we present the best-fit parameters for the three most commonly-considered standard cosmological models (Table 1). Flat Λ CDM has two free parameters, H_0 and Ω_m and assumes that $\Omega_m + \Omega_\Lambda = 1$ and dark energy has equation of state $w = -1$. wCDM is a flat cosmology with three free parameters, H_0 and Ω_m and w for dark energy, and assumes that $\Omega_m + \Omega_\Lambda = 1$. Finally, oCDM also has three free parameters, H_0 , Ω_m and Ω_Λ , and assumes that dark energy has $w = -1$ but does not require the Universe to be flat.

The actual value of H_0 cannot be determined from supernovae alone and instead depends upon low-redshift luminosity calibration from more local rungs of the cos-

mic distance ladder. Therefore fits are instead described using ΔH_0 , the difference between the best-fit H_0 for each sample and H_0 using the original Pantheon catalog, which is 74.03 ± 1.43 km/s/Mpc with the current calibration (Riess et al. 2019). If luminosity calibration were to change substantially, the best-fit H_0 would also change substantially, but ΔH_0 would not. Further, the uncertainty in H_0 is dominated by the systematic error in luminosity calibration, but because ΔH_0 does not depend upon that calibration, it can be determined far more precisely than H_0 .

Flat Λ CDM ^a			
Sample	ΔH_0	Ω_m	$\Omega_m h^2$
Hostz	0.45 ± 0.25	0.270 ± 0.014	0.153 ± 0.009
Not-Hostz	-0.96 ± 0.50	0.374 ± 0.029	0.200 ± 0.017
Known-Error	0.49 ± 0.29	0.262 ± 0.017	0.146 ± 0.010
KE 2-D fit	0.61 ± 0.30	0.257 ± 0.017	0.144 ± 0.009
wCDM			
Sample	ΔH_0	Ω_m	w
Hostz	0.55 ± 0.35	0.29 ± 0.05	-1.05 ± 0.15
Not-Hostz ^b	-2.36 ± 1.00	0	-0.44 ± 0.36
Known-Error	0.41 ± 0.51	0.25 ± 0.08	-0.96 ± 0.19
KE 2-D fit	0.55 ± 0.52	0.25 ± 0.08	-0.97 ± 0.19
oCDM			
Sample	ΔH_0	Ω_m	Ω_Λ
Hostz	0.23 ± 0.32	0.30 ± 0.05	0.75 ± 0.08
Not-Hostz	-2.38 ± 1.16	0.21 ± 0.13	0.27 ± 0.28
Known-Error	0.41 ± 0.45	0.25 ± 0.08	0.71 ± 0.12
KE 2-D fit	0.56 ± 0.45	0.25 ± 0.08	0.72 ± 0.12

^a $\Omega_m h^2$ is calculated using the same Type Ia luminosity calibration as in Riess et al. (2019). The uncertainty is larger than would be implied by uncertainties in ΔH_0 and Ω_m because it is dominated by the larger systematic errors in luminosity calibration.

^b The fit does not converge, but rather is optimized over the allowed domain at $\Omega_m = 0$, $\Omega_\Lambda = 1$.

Table 1. Best-fit cosmological parameters for three different models and the samples described in § 2. Cosmological models are described in § 3. All fits assume redshift uncertainties are negligible with the exception of the "2-D" fit for the Known-Error (KE) sample, which uses reported uncertainties. The hostz and not-hostz samples yield inconsistent cosmological parameters.

Like the original Pantheon sample, the best-fit wCDM model for the high-precision hostz and known-error samples is consistent with $w = -1$ dark energy and the best-fit oCDM model is consistent with a flat cosmology, $\Omega_m + \Omega_\Lambda = 1$. Therefore, the remainder of the discussion will focus on the best-fit flat Λ CDM cosmology.

The two hostz samples, hostz and known-error, have considerable overlap with each other, and therefore agree to higher precision than the fit uncertainty. If hostz and SNz measurements are interchangeable, they should also have agreed with the not-hostz sample. However, there is instead disagreement between the hostz and not-hostz fits. The not-hostz sample finds ΔH_0 2.5σ higher and Ω_m 3.2σ higher than hostz. Fitting cosmological parameters to Type Ia supernovae with redshifts from host galaxy lines and those with redshifts from a supernova-dominated spectrum produces two different results.

The reasons for this disagreement are explored further in § 4. Because host redshifts are used wherever possible, the SNz sample has different selection and includes host galaxies with different properties than the hostz sample. The tests done in this work cannot isolate these variables, a study which will likely require additional observations. However, it should now be clear that these two techniques should not be combined into a common catalog; at least one of the two currently produces a systematically incorrect result.

Of the two, it appears that the hostz sample is better described by Λ CDM models than the SNz sample. Although individual redshift uncertainties are not available, and thus a proper χ^2 comparison is not meaningful, there are several other indicators which hint at this conclusion. The SNz fit does not converge at all for the w CDM model; the regression terminates at $\Omega_m = 0$, $\Omega_\Lambda = 1$, with a negative Ω_m disallowed as unphysical. Further, a comparison of the residuals to respective best-fit cosmologies hints at the same conclusion (Fig. 1): the hostz and not-hostz residuals to the best-fit combined cosmology diverge, and the combined cosmology is not a good description of either sample. The not-hostz sample residuals exhibit a shape characteristic of the biases illustrated in Figs. 2 and 4², described in more detail in the following section. Additional selection differences between the samples discussed in § 4.3 will also contribute to the shape of the residuals.

The results are more promising from testing the assumption that well-measured redshifts have negligible uncertainties. Because reliable uncertainties are only available for the known-error sample, only the "KE 2-D" fits in Table 1 use reported redshift uncertainties. These best-fit parameters are consistent with those using a "1-D" technique which ignores errors in the independent variable. The most significant impact of this

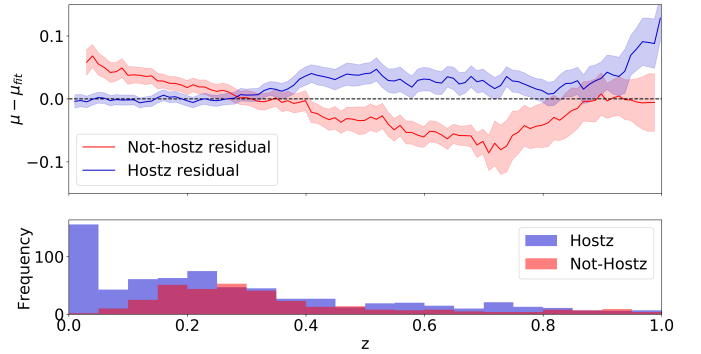


Figure 1. Boxcar-smoothed residuals for not-hostz sample (red) and hostz sample (blue) compared with the best-fit not-hostz cosmology. Estimated statistical uncertainties on the smoothed residuals are calculated using resampling and shown as lighter shading. The not-hostz residuals exhibit the same characteristic shape as the biases illustrated in Figs. 2 and 4, although a statistically rigorous comparison is not possible due to unknown redshift uncertainties. Further, additional selection differences between the samples discussed in § 4.3 will also contribute to the shape of the residuals. Redshift distributions of the hostz and not-hostz samples are shown at bottom. Lower-redshift hosts are far more likely to have been resolved independently or to have had existing host spectra.

difference in fitting technique is on ΔH_0 , since it is most sensitive to the lowest redshift objects where small uncertainties are significant. However, even at low redshift, the $< 10^{-3}$ uncertainties for the known-error sample indeed appear to be negligible.

Finally, it should be stressed that restriction from the full catalog to these subsamples means that completeness differs from the full Pantheon sample. Several steps in calibrating the Pantheon distance moduli require using the full sample (cf. Kessler & Scolnic 2017), and cannot be recalibrated for subsamples from public data alone. The known-error sample, with its restriction to well-documented hostz measurements, also treats different source surveys in different ways, adding additional possible biases which are difficult to evaluate.

All of these must be addressed before best-fit cosmological parameters can be considered reliable. The fits in Table 1 demonstrate that hostz and SNz yield different cosmologies, and hostz are indeed more precise than SNz. However, the hostz subsample included in the catalog here, while likely better than the combined sample, is not suitable for meaningful cosmological parameter determination.

4. EXPLANATIONS FOR THE DISAGREEMENT BETWEEN HOSTZ AND SNZ SAMPLES

² A statistically rigorous comparison is not possible due to the unknown redshift uncertainties.

There are three principal differences between the hostz and SNz samples, each of which may contribute to the disagreement between hostz-only and SNz-only cosmological fits:

- SNz have significantly larger statistical uncertainties, ranging from 10-1000 times higher than hostz.
- SNz require modeling supernova outflows and broad, asymmetric lines, a far more complex problem than fitting narrow host galaxy lines which may produce systematic redshift errors.
- SNz host galaxies lie at higher redshift and have different morphology and other properties than hostz galaxies.

The mechanisms by which all three might bias the resulting cosmology are explored in more detail below.

4.1. Statistical Uncertainties and the Determination of Cosmological Parameters

The bias from larger statistical uncertainty in SNz redshifts does not stem from the uncertainties themselves, but rather a fitting routine which treats redshifts as exact. Using, e.g., orthogonal least squares regression to fit cosmological parameters for a simulated dataset with even very large redshift uncertainties will still return the input cosmology. However, neglecting errors in the independent variable and using a one-dimensional regression technique will yield a biased result if there are errors in both variables (Isobe et al. 1990; Feigelson & Babu 1992; Steinhardt & Jermyn 2018).

For supernova cosmology, there is an additional effect because $\mu(z)$ is observed to be sub-linear. As a result, an object scattered downward by Δz will overestimate the correct μ at its new redshift by more than an object scattered upward by that same Δz will underestimate it, creating an additional bias. This bias goes up sharply towards low z , where $d^2\mu/dz^2$ is largest (Fig. 2a, blue).

These scattered points will no longer be best-fit by the cosmology from which they were drawn, but rather by one with different parameters. For flat Λ CDM cosmologies, this flatter slope at low redshift corresponds to a lower H_0 and matching the high-redshift end thus requires a higher Ω_m . For small changes in parameters, the difference between the old and new $\mu(z)$ is approximately linear (Fig. 2, red). The cut at $z > 0.03$ used to produce Fig. 2 in is useful for illustration purposes, but also produces a difference in best-fit cosmology smaller than for the full Pantheon sample with a similar cut instead at $z < 0.01$.

The effects on best-fit cosmological parameters are shown in Fig. 3. As expected, an increase in statistical

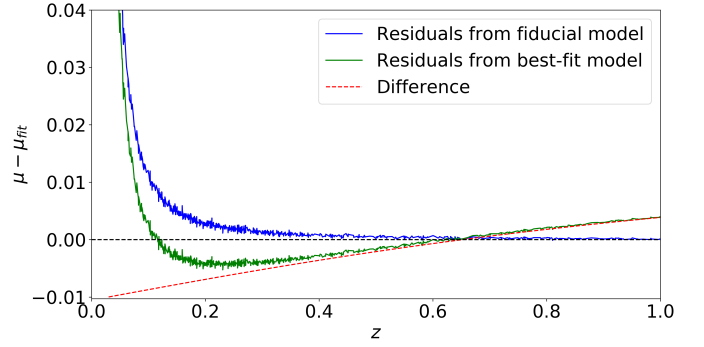


Figure 2. The effects of a statistical redshift uncertainty of 0.01 on a sample drawn from the Pantheon $z > 0.03$ redshift distribution. Each object is scattered over 10,000 trials, producing a positive average residual compared against the input cosmology which sharply increases towards low redshift (blue). For relatively small changes in parameters, the difference between $\mu(z)$ for the best-fit flat Λ CDM cosmology to scattered points is approximately linear (red). The only residual which can actually be measured is the difference between the scattered points and the best-fit cosmology (green), since the input cosmology is unknown for real data.

uncertainty leads to a decrease in the best-fit H_0 and increase in Ω_m , biasing both with respect to the input cosmology. Even though the actual value of H_0 cannot be determined directly from supernovae and depends on the calibration, it is one of the fit parameters. Increasing the redshift uncertainty will decrease the best-fit H_0 , so that fitting cosmological parameters using the correct distance ladder calibration will not produce the correct H_0 , but rather one which is lower.

If all redshift errors were as large as 10^{-2} , the largest redshift uncertainty reported for any individual measurement (§ 2), the resulting Ω_m would increase by 0.08 and H_0 would increase by 2 km/s/Mpc. In practice, redshift uncertainties are not uniform across the Pantheon catalog, and modeling the resulting bias is more complicated.

For uncertainties below $\sim 10^{-3}$, the bias is negligible. This explains why the known-error and "KE 2-D" fits (Table 1) were consistent. SNz measurements, with uncertainties as high as 10^{-2} , will be biased, but the effect should be negligible for hostz measurements.

It should be noted that underestimating measurement uncertainties will therefore lead not just to a formally invalid result, but also to an underestimation of fit uncertainties. This is particularly important when comparing supernova measurements of H_0 and Ω_m with other measurements, since the presence of tension depends on the uncertainties.

4.2. Systematic Errors at Higher Redshifts

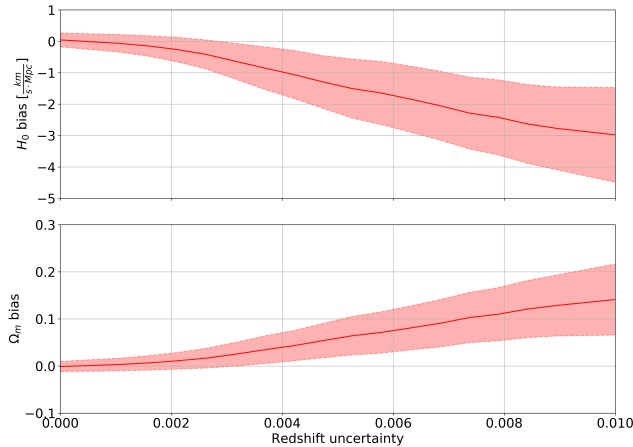


Figure 3. Difference between the best-fit values of H_0 and Ω_m for flat- Λ CDM and input Planck cosmology for simulated regressions ignoring uncertainties in redshift. At a redshift uncertainty of $\sim 10^{-3}$, the regression begins to produce a biased fit, underestimating H_0 and overestimating Ω_m . Greater redshift uncertainty leads to a larger bias as well as a larger scatter between different trials (1σ contours shown).

The lowest-redshift objects in the Pantheon catalog typically have host spectra, and generally higher-quality redshift determination. Thus, relatively few objects at low redshift are SNz with uncertainties that could approach 0.01. Even these few objects can be significant, because the residual from scattering an object at $z = 0.05$ by 0.01 is approximately ten times that from an object at $z = 0.15$, and a least-squares minimization depends upon the squares of the residuals. Indeed, the few lowest-redshift objects drive most of the bias in Fig. 2. Thus, at a minimum one should be concerned about a sample which includes even a small number of poorly-measured redshifts at low z .

All of these uncertainties should become negligible at sufficiently high redshift. However, a systematic error of 0.001, ten times smaller than the reported statistical uncertainty, would have similar effects even if restricted to higher redshifts (Fig. 4; see also the extended discussion in Davis et al. 2019). This is of particular concern because SNz typically rely on modeling large outflows which are ~ 10000 km/s (Foley et al. 2011; Silverman et al. 2015) and can be skewed, and a systematic error of ~ 300 km/s in modeling those outflows would produce a redshift bias of ~ 0.001 .

In order to test for such a possible bias, one can consider cosmological parameters derived only from higher-redshift objects where the statistical uncertainty is truly negligible. Fitting the $z > 0.2$ portion of the not-hostz sample independently yields $\Delta H_0 = -0.64 \pm 0.73$, $\Omega_m =$

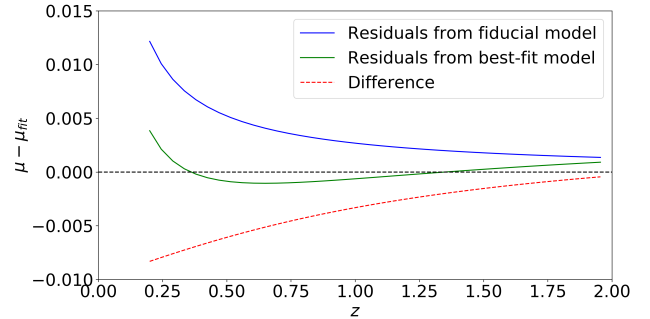


Figure 4. Corresponding effects to Fig. 2 for an evenly-distributed sample over $0.2 < z < 2.0$ for which redshifts show a systematic error of 0.001. This bias produces a residual compared against the input cosmology which sharply increases towards low redshift (blue). For relatively small changes in parameters, the difference between $\mu(z)$ for the best-fit flat Λ CDM cosmology to scattered points is approximately linear (red). The only residual which can actually be measured is the difference between the scattered points and the best-fit cosmology (green), since the input cosmology is unknown for real data.

0.360 ± 0.36 , and $\Omega_m h^2 = 0.194 \pm 0.020$. The $z > 0.2$ portion of the hostz sample yields $\Delta H_0 = 0.71 \pm 0.56$, $\Omega_m = 0.260 \pm 0.23$, and $\Omega_m h^2 = 0.145 \pm 0.014$. Even at high redshift, objects without hostz measurements behave like the complete not-hostz sample and objects with hostz behave like the complete hostz sample.

One possible explanation is that SNz have systematic errors $\gtrsim 10^{-3}$ in addition to their far larger statistical uncertainties. Sako et al. (2018) found that the mean offset between SNz and hostz for the SDSS sample is 2.2×10^3 , which would be consistent with this explanation. However, because there are other systematic differences between the hostz and not-hostz samples, properly testing whether this is the primary cause will likely require measuring host galaxy redshifts for the remainder of the not-hostz sample, then comparing the resulting fits.

Finally, additional systematic effects arise because the Pantheon dataset also cuts all objects at $z < 0.01$ and rejects measurements which are 3σ outliers from the best-fit cosmology. Both cuts lead to an additional bias when redshift uncertainties are sufficiently large, but are negligible for redshift uncertainties $\lesssim 10^{-3}$.

4.3. Differences Between Supernovae with High-Quality and Low-Quality Redshifts

A significant concern with subdividing the Pantheon sample is that it implicitly assumes there are no relevant hidden variables which differ across the two samples. The assumption that a Type Ia supernova is a standard candle implies that no such hidden variable should ex-

ist. However, there is certainly a difference in the host galaxies of, e.g., the hostz and not-hostz samples. For example, it is easier to resolve the host and supernova independently for galaxies with more extended morphology, such as spirals. If there were a correlation between intrinsic Type Ia supernova luminosity and some of these properties, it would also produce a discrepancy between the high-quality and low-quality samples. Of course, such a correlation would also potentially invalidate the use of supernovae as standard candles.

Perhaps the most significant difference between the two samples lies in the redshift distribution (Fig. 1, bottom). Lower-redshift hosts are far more likely to have been resolved independently or to have had existing host spectra. A true redshift dependence in Type Ia luminosities would invalidate supernova cosmology. However, one indicator of a non- Λ CDM cosmology would also be that one cannot fit the same Λ CDM parameters across all redshifts.

In order to test this, samples of the same size and redshift distribution as the not-hostz sample were drawn from the hostz sample with replacement. The resulting best-fit resampled parameters averaged $\Omega_m = 0.293$, with a standard deviation of 0.017. The distribution is consistent with the hostz central value of $\Omega_m = 0.270$ but not the not-hostz central value of $\Omega_m = 0.374$. Because there are very few objects at $z < 0.1$ in the not-hostz sample, the resampled central value is somewhat sensitive to the exact distribution; omitting the ambiguous objects and resampling the hostz catalog using only objects flagged as SNz instead produces a mean $\Omega_m = 0.276$ and standard deviation of 0.20, which is also consistent with the hostz value of Ω_m but not the not-hostz measurement. Thus, the difference between high-quality and low-quality samples is not created by the redshift distribution.

The same Λ CDM cosmology is consistent with hostz-based supernova samples at both high and low redshift. Similarly, a different Λ CDM cosmology is consistent with SNz-based supernova samples at both high and low redshift. The difference between these cosmologies may stem from systematic errors in SNz measurements, or perhaps from a systematic difference in host galaxy properties, but it is not merely a result of the redshift distribution.

An additional significant difference between the two subsamples may come from Malmquist bias (Eddington 1913; Malmquist 1922, 1925). Towards higher redshift, when resolving the supernova and host independently becomes more difficult, the brightest supernovae are more likely to dominate the emission than fainter ones, resulting in a SNz rather than a hostz. They are

also likely to be bluer than supernovae with hostz. A change in sample composition requires recalibrating for sample completeness to properly account for these effects. This is a key reason that the subsample fits in this work cannot be used as precision cosmological tests, but rather are useful diagnostics of which effects are most significant.

5. DISCUSSION

In this work, we have evaluated the effects of several potential issues with redshift measurements and uncertainties in Type Ia supernova samples. Neglecting low redshift uncertainties $\gtrsim 10^{-3}$ or systematic errors $\gtrsim 10^{-3}$ at any redshift leads to biased cosmological parameters. This is of particular concern because the Pantheon catalog is compiled from redshifts measured using two very different techniques: just under 70% of the catalog uses redshifts determined from a spectrum of the host galaxy (hostz), and the remainder instead relies on fits to a supernova-dominated spectrum (SNz). A separation into hostz and SNz subsamples yields statistically significantly different best-fit cosmological parameters.

It is tempting to only use the higher-precision hostz subsample for cosmology. However, there are also systematic differences in the host galaxy properties of the two subsamples. If these differences were to affect the luminosity calibration of Type Ia supernovae, it could also produce tension between hostz and SNz best-fit parameters like the one found here. In that case, using hostz alone would not fix the problem. Further, the Pantheon calibration relies on the entire sample, invalidating the use of any subsample for precision cosmological measurements.

Nevertheless, it is clear that the most significant effect of moving to a hostz-only sample will be to decrease measurements of Ω_m and the matter density $\Omega_m h^2$, where $h = H_0/100$ km/s/Mpc. An intriguing possible outcome would be the one suggested by the best-fit hostz and Known-Error parameters for flat Λ CDM in Table 1 (although we again emphasize that subsamples are not properly calibrated for precision cosmological measurements.) In our pilot study, there is a tension between the best-fit values for Ω_m and H_0 when compared to the best-fit values from CMB measurements. However, both subsamples produce $\Omega_m h^2$ consistent with the Planck measurement of 0.142 ± 0.001 .

$\Omega_m h^2$ is one of the best-measured quantities derived from the CMB power spectrum since it is directly related to the sound horizon as determined from the location of the first acoustic peak. In the lower-redshift measurements discussed in this paper, H_0 and Ω_m are determined independently and have different sources of

systematic error. For example, changing the luminosity calibration from the cosmological distance ladder will alter the value obtained for H_0 but not for Ω_m . Thus, if it were to turn out that local and CMB values of $\Omega_m h^2$ agree while measurements of H_0 and Ω_m are different, it would strongly constrain possible theoretical explanations. A comparison of local $\Omega_m h^2$ measurements with Planck therefore presents an intriguing diagnostic for future measurements.

The natural next step is increase the size and completeness of the hostz samples. Adding hundreds of new objects does not require waiting to discover hundreds of additional supernovae. Rather, it is only necessary to remeasure redshifts for objects without host redshifts, which can be done immediately because the supernovae will already have faded. In other cases, the data exist but are merely insufficiently documented, and a reanalysis of existing spectroscopy will suffice.

If a hostz can be measured for the entire Pantheon sample, then it will be possible to include the entire catalog, at all redshifts, with identical completeness to the current sample. Some recalibration will still be required even with new redshifts. For example, changes to the redshift of an object also change the K correction used in determining the distance modulus. However, measuring host redshifts for the remaining 346 objects in the Pantheon sample is a step which can be taken immediately, and comparing those redshifts with existing measurements is an excellent way to determine whether SNz (and the resulting cosmological parameters) are flawed.

This will allow us to conduct an additional necessary test which cannot be performed from current catalogs. The SNz sample exists not by choice, but out of necessity because the spectral observations used to confirm a Type Ia supernova could not resolve the host independently. This means Pantheon supernovae using SNz also should lie in galaxies with systematically different morphology, radius, etc. than the hostz sample. If the luminosity of a Type Ia supernova were correlated with these properties,

it could produce a similar effect to a systematic error in SNz redshifts. If so, using hostz for these galaxies will not change cosmological fits, so this can also be tested by once the missing host redshifts are measured.

This issue is particularly critical because current and near-future surveys such as the Dark Energy Survey ([The Dark Energy Survey Collaboration 2005](#)) plan to increasingly rely on SNz or even photometric redshifts rather than hostz in order to rapidly produce large samples. Photometric redshifts are even less precise and more prone to systematic errors than SNz ([Bezanson et al. 2016](#)). If new SNz behave similarly to those in the Pantheon sample, the resulting measurement of Ω_m should increase as the fraction of SNz goes up. Photometric redshifts might create a larger bias, but without further study the direction of that bias in Ω_m is not known.

In summary, at present supernova cosmology is effectively not one technique for measuring the composition of the Universe, but two closely related techniques. Those techniques appear to yield conflicting cosmological parameters for current models. Thus, combining the two into a mixed sample as has been done to this point is very likely flawed. Unfortunately, the superior technique requires spectra of host galaxies and is more expensive observationally. However, in an era of precision supernova cosmology, this additional expense appears necessary in order to produce meaningful results, both to complete current catalogs and for future surveys.

The authors would like to thank Nikki Arendse, Johan Fynbo, Jitze Hoogeveen, Rasmus Nielsen, Saul Perlmutter, David Rubin, Paul Steinhardt, Sune Toft, Darach Watson, and Radek Wojtak for useful discussions. CLS is supported by ERC grant 648179 "ConTEst". BS is supported by the MIT International Science and Technology Initiatives (MISTI) Denmark program. The Cosmic Dawn Center (DAWN) is funded by the Danish National Research Foundation under grant No. 140.

REFERENCES

- Altavilla G., et al., 2004, *Monthly Notices of the Royal Astronomical Society*, 349, 1344
- Astropy Collaboration et al., 2013, *A&A*, 558, A33
- Bassett B., Hlozek R., 2010, *Dark energy: observational and theoretical approaches*, p. 246
- Betoule M., et al., 2014, *Astronomy & Astrophysics*, 568, A22
- Bezanson R., et al., 2016, *ApJ*, 822, 30
- Blondin S., Tonry J. L., 2007, *ApJ*, 666, 1024
- Carrick J., Turnbull S. J., Lavaux G., Hudson M. J., 2015, *MNRAS*, 450, 317
- Contreras C., et al., 2010, *AJ*, 139, 519
- Davis T. M., Hinton S. R., Howlett C., Calcino J., 2019, *MNRAS*, p. 2279
- Eddington A. S., 1913, *MNRAS*, 73, 359
- Feigelson E. D., Babu G. J., 1992, *ApJ*, 397, 55
- Foley R. J., Sanders N. E., Kirshner R. P., 2011, *ApJ*, 742, 89
- Graur O., et al., 2014, *ApJ*, 783, 28

- Guy J., et al., 2010, [A&A](#), **523**, [A7](#)
- Humason M. L., Mayall N. U., Sandage A. R., 1956, [AJ](#), **61**, [97](#)
- Isobe T., Feigelson E. D., Akritas M. G., Babu G. J., 1990, [ApJ](#), **364**, [104](#)
- Kessler R., Scolnic D., 2017, [ApJ](#), **836**, [56](#)
- Malmquist K. G., 1922, Meddelanden fran Lunds Astronomiska Observatorium Serie I, **100**, [1](#)
- Malmquist K. G., 1925, Meddelanden fran Lunds Astronomiska Observatorium Serie I, **106**, [1](#)
- Oke J. B., Sandage A., 1968, [ApJ](#), **154**, [21](#)
- Perlmutter S., et al., 1999, [ApJ](#), **517**, [565](#)
- Planck Collaboration et al., 2018, arXiv e-prints, [p. arXiv:1807.06209](#)
- Price-Whelan A. M., et al., 2018, [AJ](#), **156**, [123](#)
- Rameez M., 2019, arXiv e-prints, [p. arXiv:1905.00221](#)
- Rest A., et al., 2014, [ApJ](#), **795**, [44](#)
- Riess A. G., et al., 1998, [AJ](#), **116**, [1009](#)
- Riess A. G., et al., 2018, [ApJ](#), **861**, [126](#)
- Riess A. G., Casertano S., Yuan W., Macri L. M., Scolnic D., 2019, [ApJ](#), **876**, [85](#)
- Rodney S. A., et al., 2014, [AJ](#), **148**, [13](#)
- Sako M., et al., 2018, [PASP](#), **130**, [064002](#)
- Scolnic D., et al., 2014, [ApJ](#), **795**, [45](#)
- Scolnic D. M., et al., 2018, [ApJ](#), **859**, [101](#)
- Shajib A. J., et al., 2019, arXiv e-prints, [p. arXiv:1910.06306](#)
- Silverman J. M., Vinkó J., Marion G. H., Wheeler J. C., Barna B., Szalai T., Mulligan B. W., Filippenko A. V., 2015, [MNRAS](#), **451**, [1973](#)
- Smith M., et al., 2012, [ApJ](#), **755**, [61](#)
- Steinhardt C. L., Jermyn A. S., 2018, [PASP](#), **130**, [023001](#)
- The Dark Energy Survey Collaboration 2005, arXiv e-prints, [pp astro-ph/0510346](#)
- Wong K. C., et al., 2019, arXiv e-prints, [p. arXiv:1907.04869](#)

APPENDIX

A. DETAILS OF CORRECTIONS TO PANTHEON CMB-CENTRIC REDSHIFTS AND SAMPLE SELECTION

A.1. Conversion Between Heliocentric and CMB Frames

The Pantheon conversion between CMB-frame redshift z_{CMB} and heliocentric z_{hel} has been performed using low-redshift approximations (D. Scolnic, personal communication; Davis et al. 2019). Specifically, the Pantheon combinations of z_{CMB} and z_{hel} can be reproduced under two assumptions:

1. In all cases, the Pantheon conversions appear to assume that $z = v/c$, where v is the recessional velocity and c is the speed of light. This approximation is only valid at very small z , but appears to be used even for $z > 1$. Instead, the redshift is $1 + z = \gamma(1 + v/c)$, where $\gamma = 1/(\sqrt{1 - v^2/c^2})$ is the Lorentz factor.
2. It is then assumed that $cz_{\text{CMB}} = z_{\text{CMB}} = v_{\text{hel}} + v_{C\perp}$. A better approximation might be $(1 + z_{\text{CMB}}) \sim (1 + z_{\text{hel}})(1 + v_{C\perp}/c)$, which differs by approximately $v_{C\perp}z_{\text{hel}}$ (i.e., 20% the size of the dipole itself at $z = 0.2$). However, the proper correction is performed adding velocities relativistically, then converting correctly from velocity to redshift.

At low redshift, a similar approach was used for including a bulk flow correction from the 2M++ catalog (Carrick et al. 2015). A full relativistic treatment of velocities and redshift reproduces the z_{hel} to z_{CMB} conversion in the JLA catalog. However, the Pantheon z_{CMB} and z_{hel} are inconsistent with this treatment and therefore are adjusted in the catalog presented here.

We reconvert between z_{hel} and z_{CMB} as required, then adding the appropriate 2M++ bulk flow correction. The Pantheon catalog has been assembled from a variety of sources. In some cases the approximate conversion is from a measured z_{hel} to z_{CMB} , and the adjustment alters z_{CMB} and therefore the resulting fit. In other cases, the approximate is from the z_{CMB} in a different catalog back to z_{hel} , and therefore z_{CMB} and the resulting fit will not be affected.

A.2. SNLS

The Pantheon heliocentric redshifts approximately match the original redshifts measured by SNLS, with the exception of artificial rounding in the sixth decimal place. The catalog used here takes z_{hel} directly from Guy et al. (2010), then converts from z_{hel} to z_{CMB} . The result is a z_{hel} very similar to the Pantheon z_{hel} , but a z_{CMB} that differs more significantly from the Pantheon z_{CMB} for each object.

The original SNLS paper has both labels for the type of redshift as well as the errors. Therefore, all of these objects are in the hostz sample. Although hostz redshift uncertainties are reported individually for each object, SNz uncertainties are not. Therefore, only supernovae with host redshifts are included in the known-error sample.

A.3. SDSS

SDSS appears to report heliocentric redshifts, which match the redshifts given in the JLA data set for most objects in both catalogues. JLA uses z_{hel} from SDSS Smith et al. (2012), including a table³ with some updated redshifts. JLA then converts z_{hel} to z_{CMB} correctly. Pantheon uses the value of z_{CMB} from JLA, then converts back to z_{hel} . Thus the Pantheon z_{CMB} values will be generally correct, but their errors in redshift conversion mean that the Pantheon z_{hel} will systematically disagree with both JLA and SDSS. In addition, there are some host galaxies for which redshifts were remeasured in later SDSS observations, and those redshifts were included in the Pantheon but not JLA samples. This also appears to be the root cause of the largest discrepancies in z_{hel} between JLA and Pantheon reported in Rameez (2019).

The catalog used here uses Smith et al. (2012), Sako et al. (2018), and SDSS SkyServer DR16 to draw z_{hel} , then converts to z_{CMB} . The z_{CMB} will be similar to Pantheon in cases where z_{CMB} was drawn from JLA, but the z_{hel} will systematically disagree. For these objects, the distance modulus and their uncertainties from the original Pantheon catalog were used to find the best-fit H_0 . The types of redshifts and uncertainties are also taken from Smith

³ https://classic.sdss.org/supernova/snlist_confirmed.html

et al. (2012), Sako et al. (2018), and SDSS SkyServer DR16, and 307 of these objects are included in the hostz sample. The host galaxy redshifts are also included in the known-error sample.

A.4. CSP

Supernovae from the Carnegie Supernova Project (Contreras et al. 2010) have z_{hel} reported as having been calculated from NED for host galaxies. CSP z_{hel} matches the Pantheon catalog z_{hel} to within rounding. The catalog presented here uses the Pantheon z_{hel} as canonical, then converts to z_{CMB} . These values are reported in the catalog, along with the NED uncertainties. These objects are in the hostz and known-error samples.

The redshift uncertainty for 2MASX J09151727-2536001SN, host of 2006lu, could not be found in NED, and therefore 2006lu is not included in the known-error sample.

A.5. CfA1-4

Where objects appear in both the Pantheon and JLA catalogs, the z_{hel} agree but z_{CMB} systematically disagree. The catalog presented here uses the Pantheon z_{hel} as canonical, then converts to z_{CMB} . The z_{hel} will therefore be identical to Pantheon, but the z_{CMB} will systematically disagree. Although uncertainties are not reported for these objects, these redshifts can be found as host galaxy redshifts on NED. Therefore, these objects are part of the hostz sample, where the uncertainties in the second sample are set to 10^{-4} . Some of the CfA3 objects were located in SDSS SkyServer DR16. For these objects, the SDSS reported redshifts and uncertainties are presented, and these objects are in both the hostz and known-error samples. 1995ak from CfA1 is only in the hostz sample.

A.6. Pan-STARRS

The original Pan-STARRS spectra have not been made available, but it is assumed that the z_{hel} reported in the Pantheon datatables are canonical. These redshifts are then converted to the z_{CMB} in our catalog. The z_{hel} will therefore be identical to Pantheon, but the z_{CMB} will systematically disagree. These objects are in the hostz sample but not known-error, as exact uncertainties are not available. The objects that have spectra with host galaxy emission lines in an SN spectrum are not in any of the samples.

A.7. Hubble Programs (CANDELS, CLASH, GOODS, SCP)

The redshifts given by HST are z_{hel} , listed individually with their sources in Rodney et al. (2014) and Graur et al. (2014). However, the same values are given in the Pantheon catalog as z_{CMB} , not z_{hel} . Pantheon then incorrectly converts z_{CMB} to z_{hel} . The corrected z_{hel} used here will therefore be identical to the z_{CMB} given in Pantheon for each supernova, but different from the z_{hel} reported by Pantheon. The z_{CMB} will also be different, because it is then converted from the correct z_{hel} .

Due to the large uncertainties reported in the CLASH/CANDELS paper for all of the objects except Primo, objects from these surveys are only part of the hostz sample. Primo is in the known-error sample.

Although redshift errors are not reported for the GOODS or SCP objects, the spectra for these objects are shown in the survey paper. Therefore, these objects are included in the hostz sample, but not the known-error one. Additionally, there are five objects from the GOODS survey where the redshifts have been determined from both broad supernova features and narrow host emission lines. These objects are not in any of the samples.

A.8. Updated Pantheon Catalog

After including all of the effects and labeling subsamples as described in this work, an updated Pantheon catalog is produced. All objects are labeled with redshift uncertainties, but only the ones flagged as part of the known-error sample are individually reported. The remainder use estimates from the authors of individual source catalogs.

Name	Mu	Dmu	z_{hel}	z_{CMB}	Error	Ra	Dec	Survey	Type	Known-error
03D1au	42.2688	0.1184	0.504300	0.503089	0.0005	36.04320908	-4.03746891	SNLS	H	yes
03D1ax	42.2277	0.1173	0.496000	0.494801	0.001	36.09728622	-4.720774174	SNLS	H	yes
03D1co	43.3714	0.1970	0.679000	0.677668	0.001	36.56774902	-4.935050011	SNLS	H	yes
...

Table 2. Updated Pantheon catalog with the corrections described in Appendix A and the sample distinctions described in § 2.